


**APPENDIX 1: Photographs of test setup**

**Radiated Emission**




**Photo 1**




**Photo 2**

**Worst Case Position (Horizontal: X-axis/ Vertical:X-axis)**

**X-axis**



**Y-axis**



**Z-axis**

