

APPENDIX 1: Photographs of test setup

Radiated Emission




Photo 1






Photo 2

Worst Case Position (Horizontal: Z-axis/ Vertical: Z-axis)

X-axis



Y-axis



Z-axis

