


APPENDIX 1: Photographs of test setup

Radiated Emission

Front




Rear



Worst Case Position (Horizontal: Z-axis/ Vertical:X-axis)

X-axis




Y-axis



Z-axis



Ferrite Core



Ferrite Core