


APPENDIX 1: Photographs of test setup

Radiated Emission
Front




Rear




Worst Case Position (Horizontal: Z-axis/ Vertical:X-axis)


X-axis




Y-axis



Z-axis



Ferrite Core



Ferrite Core