



APPENDIX 1: Photographs of test setup

Radiated emission

Front



Rear




Worst Case Position: Receiver (Y-axis), Antenna(Y-axis)

Receiver

Antenna



Axis X

Axis X



Axis Y

Axis Y



Axis Z

Axis Z

