

APPENDIX 3: Photographs of test setup

Radiated emission
(Below 1GHz)



Photo 1



Photo 2

Radiated emission
(Above 1GHz)




Photo 1





Photo 2

Worst case position
(Horizontal: X-axis / Vertical: Y-axis)


X-axis



Y-axis



Z-axis



End of Report