

APPENDIX 3: Photographs of test setup

Radiated emission




Photo 1




Photo 2

Worst case position
(Horizontal: X-axis/Vertical : Y-axis)


X-axis



Y-axis



Z-axis



End of Report