

APPENDIX 1: Photographs of test setup

Radiated emission



Photo 1





Photo 2

Worst case position


Below 1GHz (Horizontal: X-axis/Vertical : Y-axis)

Above 1GHz (Horizontal: Z-axis/Vertical : Z-axis)

X-axis



Y-axis



Z-axis

