


FRONT VIEW

BINSFELD ENGINEERING INC.
TT20K SYSTEM TRANSMITTER
MODEL: TX20K

FCC SUBPART B AND C – RADIATED EMISSIONS – BELOW 1 GHz

**PHOTOGRAPH SHOWING THE EUT CONFIGURATION
FOR MAXIMUM EMISSIONS**




REAR VIEW

BINSFELD ENGINEERING INC.
TT20K SYSTEM TRANSMITTER
MODEL: TX20K

FCC SUBPART B AND C – RADIATED EMISSIONS – BELOW 1 GHz

**PHOTOGRAPH SHOWING THE EUT CONFIGURATION
FOR MAXIMUM EMISSIONS**




FRONT VIEW

BINSFELD ENGINEERING INC.
TT20K SYSTEM TRANSMITTER
MODEL: TX20K

FCC SUBPART B AND C – RADIATED EMISSIONS – ABOVE 1 GHz

**PHOTOGRAPH SHOWING THE EUT CONFIGURATION
FOR MAXIMUM EMISSIONS**



REAR VIEW

BINSFELD ENGINEERING INC.
TT20K SYSTEM TRANSMITTER
MODEL: TX20K

FCC SUBPART B AND C – RADIATED EMISSIONS – ABOVE 1 GHz

**PHOTOGRAPH SHOWING THE EUT CONFIGURATION
FOR MAXIMUM EMISSIONs**