



***System configuration (RF Conducted test)***




***Transmitter Radiated Spurious Emissions (RF Radiated test)***

*Case 1*



*Case 2*



*Case 3*



Note: Case 3 generates the maximum emission.

*Conducted emission at mains port*



The photographs show maximized emission configuration.