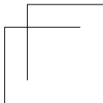
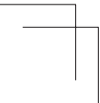
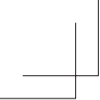


# ExpressKey™ Remote

EKR-100  
INF-A091

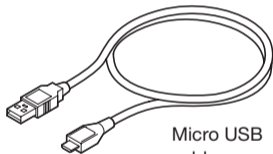




## Supplied accessories



ExpressKey Remote



Micro USB  
cable

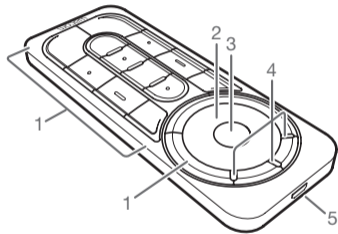


Wireless  
receiver

## Getting to know your ExpressKey Remote

- |                |   |
|----------------|---|
| 1. ExpressKey  | 4. Mode LED                                 |
| 2. Touch Ring  | 5. Micro USB port<br>(For charging battery) |
| 3. Mode button |   |

2



6. Power Slide button

7. Battery status LED

Low battery : flashing red

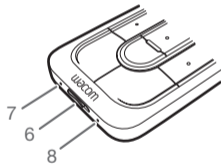
Charging : solid amber

Fully charged : off

8. Status LED

Pairing mode : flashing  
blue

Connected/Sleep : off

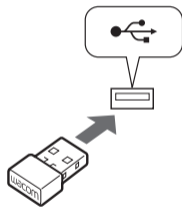


## Insert the wireless receiver into the device's USB port



Note

See ExpressKey Remote Help topics for details.



## Software Installation

1. Connect to the Internet.
2. Windows 8, Windows 7 and Mac OS X:  
Download the Wacom driver from Wacom's website, and install it on your computer.  
Follow the on-screen instructions.



**Note** The Wacom driver is required in order to use all the functionality of the product. Wacom recommends always using up to date drivers and software.

## Using the ExpressKey Remote

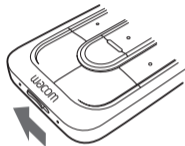
1. To start using the ExpressKey Remote, slide the Power Slide button to the left. The ExpressKey Remote goes into Sleep mode if not used for a certain length of time. To wake it up, slide the Power Slide button and release.



Note

The ExpressKey Remote is already paired with the wireless receiver. If it is not paired, slide and hold the Power Slide button for 5 seconds.

When the Status LED flashes blue, the pairing process is finished and the LED is turned off automatically.



Slide the Power Slide button to the left



2. The ExpressKey Remote buttons have defaults for popular software applications. Button assignments can be changed in the control panel. See ExpressKey Remote Help topics for details.

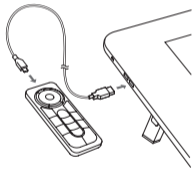
## Charging the ExpressKey Remote

1. Recharge using micro USB cable plugged into the device's USB port.



Note

For further information, see ExpressKey Remote Help topics.



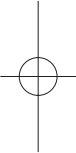


## Support options

For USA, Canada, Central, and South America

Visit our web site at <http://us.wacom.com/en/support>

Call the Wacom Customer Support Center. Available in English and Spanish, from 7:30 am to 5:00 pm Monday through Friday (Pacific Time) at 1-855-MY-WACOM (1-855-699-2266) toll-free from the US and Canada.





## For Europe

Technical Support is available from Monday - Friday 9:00 to 18:00 (Central European Time).

Contact form: <http://www.wacom.eu/contact>



## For Asia Pacific

Visit our web site at <http://www.wacom.asia/customer-care>



EN



## Precautions



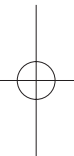
### Warning

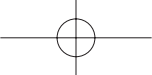
Parts of the product can present a choking hazard. Keep away from children. Small parts may accidentally be swallowed.

Do not put the product close to fire or use in high temperature conditions.

Do not place on slanted areas, unstable areas, or areas where vibration is present. Physical damage or personal injury may result if this product falls from an unsuitable surface.

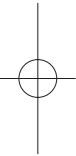
This product has parts made of metal. If you show symptoms of metallic allergy during use, stop using the product, and consult a doctor immediately.





Be sure to dispose of this product properly, and to manage the disposal in accordance with your local ordinances and laws.

### Usage notes

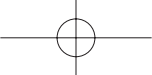


Avoid damaging the cables. Do not place heavy objects on them, repeatedly bend them sharply, or apply heavy stress to the cable connectors. Torn or otherwise damaged cables may increase the risk of product malfunction, electrical shock, or fire. If they are damaged, stop using the product and contact your local distributor or the Wacom customer support center for your region.

Do not expose this product to water or other liquids.

Do not insert foreign material into the USB plug end or any other opening of this product. If a metal object

EN



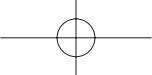
or foreign material is inserted into the USB plug or other opening of this product, it may cause the product to malfunction or burn out, or cause electrical shock.

Do not use any organic solvent (e.g. alcohol) or even mild detergent to clean the product and the pen. Use of these cleaners can damage the product. Damage of this kind is not covered by the manufacturer's warranty.

Do not use or store this product under the following conditions:

- Places where temperature changes are severe or exceed specifications (e.g. outdoors or inside a vehicle).
- Dusty areas.

Refrain from using this product during thunder or electrical storms. If it is being charged, stop the charging. Such use may cause product malfunction, fire, or electrical shock.



Please recycle batteries in accordance with the manufacturer recommendation, following all local laws and regulations.

Wacom makes no warranty with respect to any damage or loss of data from the use of this product.

To avoid possible damage or malfunction, do not apply excessive force to the button of this product.

Do not drop this product or use it to strike any object. It might cause damage to it.

Please do not disassemble or modify as it can lead to breakage.

Charge the product. To charge the product, use only the attached USB cable.

Unplug the USB cable if any of the following conditions exist:

- The USB cable has become frayed or damaged.
- 
- 

- The USB cable is exposed to rain, liquid, or excessive moisture.
- You suspect the USB cable needs service or repair.

Do not place heavy articles on the product and the cables, repeatedly bend the cables sharply, or apply heavy stress to the cable connectors; this may damage the unit or cabling.

## Product Specification

Dimensions (W x H x D): 135 x 52 x 10 mm, 1.3 x 2.0 x 0.4 inch

Weight: 110 g approx, 3.8 oz

Transmission type: 2.4GHz RF

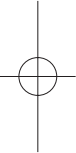




Battery type: Rechargeable Li-ion battery

Charging time: 2 hour to 80% capacity

Continuous operation time: 160 hours (Condition: Key pressed every 30 seconds)

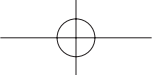


## LIMITED WARRANTY (U.S.A. AND CANADA)

Wacom warrants the product, to the original consumer purchaser, except for the Software and consumable items to be free from defects in materials and workmanship under normal use and service for a period of one (1) year, from the date of original retail purchase, as evidenced by a copy of the receipt and registration with Wacom within 30 days of purchase.

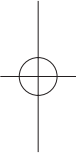




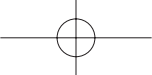
EN



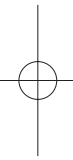
The Software is licensed “as is.” Wacom makes no warranty with respect to its quality or performance. Wacom cannot guarantee you uninterrupted service or the correction of any errors.

Upon discovery of a defect in the product, except in the Software, within the Warranty Period, you should contact Wacom Technical Support via telephone, email, or fax to obtain an RMA (Return Merchandise Authorization) number and instructions for shipping the product to a service location designated by Wacom. You should send the product, shipping charges prepaid, to the designated service location, accompanied by the return authorization number, your name, address and telephone number, proof of purchase date, and a description of the defect. Wacom will pay for return shipping by United Parcel Service or by an equivalent service as chosen by Wacom. Wacom’s sole obligation and entire liability



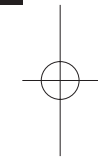
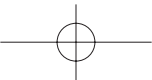


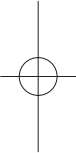
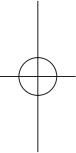
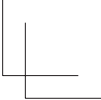
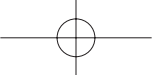
under this warranty shall be, at Wacom's option, either the repair or replacement of the defective product or parts thereof of which Wacom is notified during the Warranty Period; provided, however, that you are responsible for (i) the cost of transportation of the product to the designated service location and (ii) any loss or damage to the product resulting from such transportation.



Wacom shall have no responsibility to repair or replace the product if the failure of the product has resulted from accident, abuse, misuse, negligence, or unauthorized modification or repair, or if it has been handled or stored other than in accordance with Wacom's storage instructions.

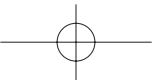
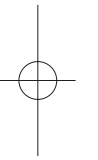

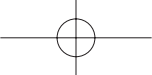
Any descriptions, drawings, specifications, samples, models, bulletins, or similar material, used in connection with the sale of the product, shall not be construed as an express warranty that the product will conform or comply with your requirements.





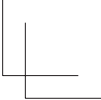
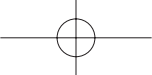
EXCEPT FOR THE LIMITED WARRANTY DESCRIBED ABOVE, THERE ARE NO OTHER WARRANTIES MADE BY WACOM ON THIS PRODUCT. NO ORAL OR WRITTEN INFORMATION OR ADVICE GIVEN BY WACOM, ITS DEALERS, DISTRIBUTORS, AGENTS, OR EMPLOYEES SHALL CREATE A WARRANTY OR IN ANY WAY INCREASE THE SCOPE OF THIS WARRANTY, AND YOU MAY NOT RELY ON ANY SUCH INFORMATION OR ADVICE. THIS WARRANTY GIVES YOU SPECIFIC LEGAL RIGHTS, AND YOU MAY ALSO HAVE OTHER RIGHTS WHICH VARY FROM STATE TO STATE.

WACOM LIMITS THE DURATION OF ANY LEGALLY IMPLIED WARRANTIES INCLUDING IMPLIED WARRANTIES OF MERCHANTABILITY OR FITNESS FOR A PARTICULAR PURPOSE, TO THE DURATION OF WACOM'S EXPRESS WARRANTY. SOME STATES DO NOT ALLOW LIMITATIONS ON HOW LONG



AN IMPLIED WARRANTY LASTS, SO THE ABOVE LIMITATION MAY NOT APPLY TO YOU. NEITHER WACOM NOR ANYONE ELSE WHO HAS BEEN INVOLVED IN THE CREATION, PRODUCTION, OR DELIVERY OF THIS PRODUCT SHALL BE LIABLE FOR ANY DIRECT, CONSEQUENTIAL, OR INCIDENTAL DAMAGES (INCLUDING DAMAGES FOR LOSS OF BUSINESS PROFITS, BUSINESS INTERRUPTION, LOSS OF BUSINESS INFORMATION AND THE LIKE) ARISING OUT OF THE USE OF OR INABILITY TO USE SUCH PRODUCT, EVEN IF WACOM HAS BEEN ADVISED OF THE POSSIBILITY OF SUCH DAMAGES. SOME STATES DO NOT ALLOW THE EXCLUSION OR LIMITATION OF INCIDENTAL OR CONSEQUENTIAL DAMAGES, SO THE ABOVE LIMITATION OR EXCLUSION MAY NOT APPLY TO YOU. In the event that any of the above limitations are held unenforceable, Wacom's liability for any damages to you or any party shall not exceed the purchase price you paid, regardless of the form of any claim.





This Limited Warranty is governed by the laws of the United States of America and the state of Washington. This Limited Warranty is valid for and only applies to products purchased and used inside the United States (and its territories or possessions) or Canada.

**WARRANTY SERVICE**

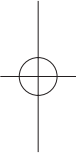
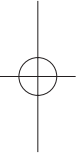
To obtain Warranty service within the U.S. or Canada contact:

Wacom Customer Care Center

Phone: 1.360.896.9833

Email Inquiry form: [www.wacom.com](http://www.wacom.com)

To obtain Warranty service within Central America, South America or the Caribbean contact your local  
20 dealer or distributor.





Wacom Customer Care Center

Spanish: <http://www.wacom.com/sp/productsupport/email.cfm>

Portuguese: <http://www.wacom.com/pr/productsupport/email.cfm>

Should you have any questions about this Agreement, or if you desire to contact Wacom for any reason, please contact in writing:

Wacom Technology Corporation

1311 SE Cardinal Court

Vancouver, Washington 98683

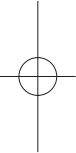
U.S.A.



EN



## LIMITED HARDWARE WARRANTY (ASIA PACIFIC REGION)



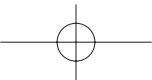
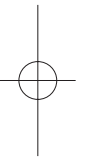

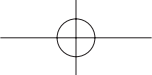
Wacom Co., Ltd. warrants the Wacom products (“Wacom Product(s)”) hardware, to the original consumer purchaser, to be free from defects in materials and workmanship under normal use and service for a period of one (1) year, from the date of original retail purchase (“Warranty Period”), as evidenced by a copy of the receipt (proof of purchase).

If you have purchased a Wacom Product that includes a rechargeable battery, Wacom warrants the battery, to the original consumer purchaser, to be free from defects in materials and workmanship for a period of one (1) year from the date of original retail purchase of the Wacom Product with that battery.

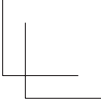
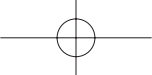
22 As with all batteries, the maximum capacity of the battery included in the Wacom Product will decrease







with time and/or use. This battery warranty does not cover changes in battery capacity except if they are caused by defects in materials or workmanship or the battery capacity drops to less than 50% of the original capacity. To determine whether your battery has had a warranted failure, you may be required to run a Wacom diagnostic test. This Limited Warranty does not cover any battery if (i) the battery has been charged by a battery charger not specified or approved by Wacom for charging the battery; (ii) the battery has been discharged excessively and the internal protection circuit has been activated, (iii) any of the seals on the battery are broken or show evidence of tampering; or (iv) the battery has been used in equipment other than the Wacom Product for which it is specified. Battery life is not warranted and will vary depending on product configuration and usage, including but not limited to product model, applications running, power management settings, and product features.

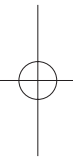


**IMPORTANT:** The batteries in Wacom products are not consumer replaceable. You must return the Wacom Product to Wacom or an authorized service center for any battery replacement, whether covered by the warranty or not.

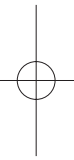
Wacom makes no warranty for consumable items such as pen cartridges, tablet surface sheet and nibs. Upon discovery of a defect in the Wacom Product, except in the Software, within the Warranty Period, the warranty holder must contact the original place of purchase to obtain instructions for returning the Wacom Product for repair or replacement. Wacom and its partners are not obligated to reimburse unauthorized prepaid shipment. The warranty holder is under no obligation to pay for shipment charges between the original place of purchase and the place of repair or replacement.



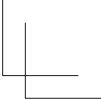
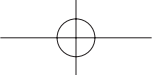
IMPORTANT: YOU MUST BACK UP ALL YOUR DATA AND DIGITAL MATERIALS BEFORE RETURNING YOUR CINTIQ COMPANION 2 TO WACOM FOR ANY REASON.



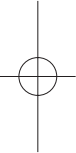
TO PROTECT YOUR PRIVACY AND PERSONAL INFORMATION, WACOM WILL ERASE ALL DATA AND INSTALL A FRESH OPERATING SYSTEM IMAGE ON EVERY CINTIQ COMPANION 2 RETURNED TO WACOM, BEFORE REPLACING THE BATTERY OR DOING ANY WARRANTY OR OTHER REPAIR WORK. Wacom's sole obligation and entire liability under this warranty shall be, at Wacom's option, either the repair or replacement of the defective Wacom Product or parts thereof of which Wacom is notified during the Warranty Period. Wacom shall have no responsibility to repair or replace the Wacom Product if the failure of the Wacom Product has resulted from force majeure including but not limited to fire, natural disasters, accident, and act of god; intentional or accidental abuse, misuse, negligence, unauthorized



EN

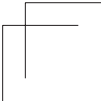
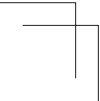
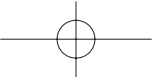
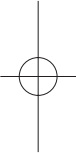


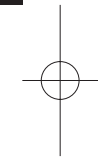

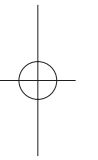

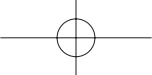
modification or repair, usage of this Wacom Product in a fashion other than as explained in the users' guide, or if the Wacom Product has been handled or stored other than in accordance with Wacom's storage instructions.



Any descriptions, drawings, specifications, samples, models, bulletins, or similar material, used in connection with the sale of the Wacom Product, shall not be construed as an express warranty that the Wacom Product will conform or comply with your requirements.

EXCEPT FOR THE LIMITED WARRANTY DESCRIBED ABOVE, THERE ARE NO OTHER WARRANTIES MADE BY WACOM ON THIS PRODUCT. NO ORAL OR WRITTEN INFORMATION OR ADVICE GIVEN BY WACOM, ITS DEALERS, DISTRIBUTORS, AGENTS, OR EMPLOYEES SHALL CREATE A WARRANTY 26 OR IN ANY WAY INCREASE THE SCOPE OF THIS WARRANTY, AND YOU MAY NOT RELY ON ANY



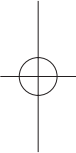
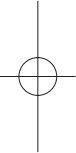
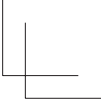
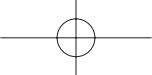


SUCH INFORMATION OR ADVICE. THIS WARRANTY GIVES YOU SPECIFIC LEGAL RIGHTS, AND YOU MAY ALSO HAVE OTHER RIGHTS WHICH VARY FROM COUNTRY TO COUNTRY. WACOM LIMITS THE DURATION OF ANY LEGALLY IMPLIED WARRANTIES INCLUDING IMPLIED WARRANTIES OF MERCHANTABILITY OR FITNESS FOR A PARTICULAR PURPOSE, TO THE DURATION OF WACOM'S EXPRESS WARRANTY.

SOME COUNTRIES DO NOT ALLOW LIMITATIONS ON HOW LONG AN IMPLIED WARRANTY LASTS, SO THE ABOVE LIMITATION MAY NOT APPLY TO YOU.

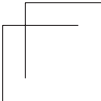
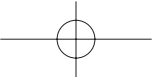
NEITHER WACOM NOR ANYONE ELSE WHO HAS BEEN INVOLVED IN THE CREATION, PRODUCTION, OR DELIVERY OF THIS PRODUCT SHALL BE LIABLE FOR ANY DIRECT, CONSEQUENTIAL, OR INCIDENTAL DAMAGES (INCLUDING DAMAGES FOR LOSS OF BUSINESS PROFITS, BUSINESS

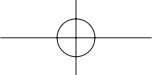

EN



INTERRUPTION, LOSS OF BUSINESS INFORMATION AND THE LIKE) ARISING OUT OF THE USE OF OR INABILITY TO USE SUCH PRODUCT, EVEN IF WACOM HAS BEEN ADVISED OF THE POSSIBILITY OF SUCH DAMAGES. SOME COUNTRIES DO NOT ALLOW THE EXCLUSION OR LIMITATION OF INCIDENTAL OR CONSEQUENTIAL DAMAGES, SO THE ABOVE LIMITATION OR EXCLUSION MAY NOT APPLY TO YOU. In the event that any of the above limitations are held unenforceable, Wacom's liability for any damages to you or any party shall not exceed the purchase price you paid, regardless of the form of any claim.

This Limited Warranty is valid for and only applies to Wacom Products purchased and used inside the countries and territories of Asia Pacific excluding Japan, the People's Republic of China, and countries  
28 in the Middle East. This Limited Warranty is a statement of the current warranty policy of the Asia





Pacific Division of Wacom Co., Ltd. and takes precedent over all other warranty statements contained in packaging, brochures, manuals, etc. This Limited Warranty is governed by the laws of Japan and is subject to change without prior notice.

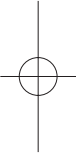
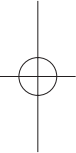
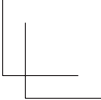
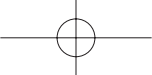


## AUSTRALIAN CONSUMER LAW

Our goods come with guarantees that cannot be excluded under the Australian Consumer Law. You are entitled to a replacement or refund for a major failure and for compensation for any other reasonably foreseeable loss or damage. You are also entitled to have the goods repaired or replaced if the goods fail to be of acceptable quality and the failure does not amount to a major failure. Our hardware products come

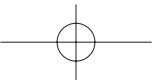
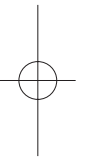

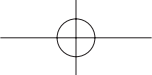


EN



with a one (1) year warranty given by Wacom Co., Ltd. with a subsidiary located at Wacom Australia Pty. Ltd. Ground Floor, Building 1, 3 Richardson Place, North Ryde, NSW 2113, Australia. Contact us via <http://www.wacom.asia/en/customer-care> with details of your product, serial number, and proof of purchase. You may be required to return the hardware product to the address we provide to you at the time. The benefits under this warranty are in addition to other rights and remedies that you may have at law. Warranty Service / Wacom Technical Support in Asia Pacific (except Japan, the People's Republic of China, and countries in the Middle East)  
Detailed Asia Pacific Limited Warranty policy and product registration may be found online at <http://www.wacom.asia/customer-care>





To obtain technical support or Warranty service within Southeast and South Asia, Oceania please contact the Wacom Customer Support Service. Phone numbers can be found here: <http://www.wacom.asia/customer-care>  
Should you have any questions about this Agreement, or if you desire to contact Wacom for any reason, please contact from the site below <http://www.wacom.asia/customer-care>







**FCC Information:**

This equipment has been tested and found to comply with the limits for a Class B digital device, pursuant to Part 15 of the FCC Rules. These limits are designed to provide reasonable protection against harmful interference in a residential installation. This equipment generates, uses and can radiate radio frequency energy and, if not installed and used in accordance with the instructions, may cause harmful interference to radio communications. However, there is no guarantee that interference will not occur in a particular installation. If this equipment does cause harmful interference to radio or television reception, which can be determined by turning the equipment off and on, the user is encouraged to try to correct the interference by one or more of the following measures:

- Reorient or relocate the receiving antenna.
- Increase the separation between the equipment and receiver.
- Connect the equipment into an outlet on a circuit different from that to which the receiver is connected.
- Consult the dealer or an experienced radio/TV technician for help.



FCC Caution: Any changes or modifications not expressly approved by the party responsible for compliance could void the user's authority to operate this equipment. This device complies with Part 15 of the FCC Rules. Operation is subject to the following two conditions: (1) This device may not cause harmful interference, and (2) this device must accept any interference received, including interference that may cause undesired operation.



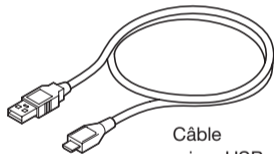
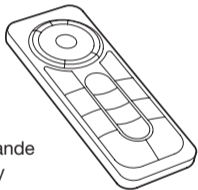
**IC RSS-210:**

This device complies with Industry Canada licence-exempt RSS standard(s). Operation is subject to the following two conditions: (1) this device may not cause interference, and (2) this device must accept any interference, including interference that may cause undesired operation of the device.


Le présent appareil est conforme aux CNR d'Industrie Canada applicables aux appareils radio exempts de licence. L'exploitation est autorisée aux deux conditions suivantes : (1) l'appareil ne doit pas produire de brouillage, et (2) l'utilisateur de l'appareil doit accepter tout brouillage radioélectrique subi, même si le brouillage est susceptible d'en compromettre le fonctionnement.

## Accessoires fournis

Télécommande  
ExpressKey



Câble  
micro USB

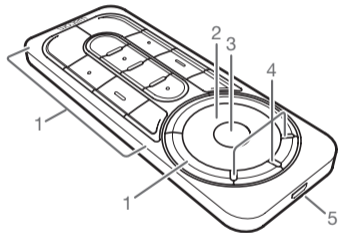


Récepteur  
sans fil

## Familiarisation avec votre télécommande ExpressKey

- |                   |  |
|-------------------|--|
| 1. ExpressKey     | 4. Voyant de mode                                    |
| 2. Touch Ring     | 5. Interface Micro USB<br>(pour charger la batterie) |
| 3. Bouton de mode |  |

2





6. Bouton d'alimentation coulissant

7. Voyant d'état de la batterie

Batterie faible :

rouge clignotant

En cours de chargement :

orange fixe

Complètement chargée :

éteint



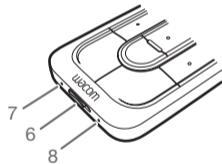
8. Voyant d'état

Mode de jumelage :

bleu clignotant

Connecté/veille :

éteint



FR



3



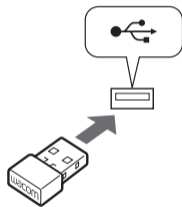
Insérez le récepteur sans fil dans l'interface USB du périphérique



Note

Voir les rubriques d'Aide sur la télécommande ExpressKey pour plus d'informations.

4



## Installation du logiciel

1. Connectez-vous à Internet.
2. Windows 8, Windows 7 et Mac OS X :  
Téléchargez le pilote Wacom depuis le site web Wacom et installez-le sur votre ordinateur.  
Suivez les instructions à l'écran.



**Note** Le pilote Wacom est nécessaire pour pouvoir utiliser toutes les fonctions du produit. Wacom recommande de toujours utiliser des pilotes et des logiciels à jour.



## Utilisation de la télécommande ExpressKey

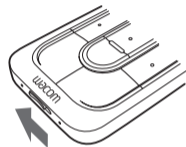
1. Pour commencer à utiliser la télécommande ExpressKey, faites glisser le bouton d'alimentation coulissant vers la gauche. La télécommande ExpressKey passe en mode veille en cas de non utilisation pendant une certaine durée. Pour l'activer, faites glisser le bouton d'alimentation coulissant puis relâchez-le.



Note

La télécommande ExpressKey est déjà jumelée avec le récepteur sans fil. Si ce n'est pas le cas, faites glisser et maintenez le bouton d'alimentation coulissant pendant 5 secondes. Lorsque le voyant d'état clignote en bleu, le jumelage est terminé et le voyant s'éteint.

6



Faites glisser le bouton d'alimentation coulissant vers la gauche

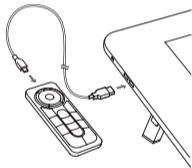
2. Les boutons de la télécommande ExpressKey renvoient par défaut à des applications logicielles courantes. Les fonctions des boutons peuvent être modifiées dans le panneau de configuration. Voir les rubriques d'Aide sur la télécommande ExpressKey pour plus d'informations.

## Chargement de la télécommande ExpressKey

1. Chargez-la en branchant le câble Micro USB dans le port USB du périphérique.



Pour obtenir plus d'informations, reportez-vous aux rubriques d'Aide  
**Note** de la télécommande ExpressKey.





## Options d'Assistance

Pour les États-Unis, le Canada, l'Amérique Central et du Sud

Rendez-vous sur notre site <http://us.wacom.com/support>

Contactez le centre de support client Wacom.





## Pour l'Europe

Vous pouvez contacter l'Assistance Technique du lundi au vendredi, entre 9h00 et 18h00 (heure d'Europe centrale).

Formulaire de contact : <http://www.wacom.eu/contact>



FR





## Précautions



### Avertissement

Certaines pièces du produit présentent un risque d'étouffement. Tenir hors de portée des enfants. Les petites pièces risquent d'être avalées accidentellement.

Ne pas placer le produit près d'une source de chaleur ni l'utiliser en cas de fortes chaleurs.

Ne pas le placer sur une surface inclinée, instable ou soumise à des vibrations. Si ce produit est placé sur une surface inappropriée et qu'il chute, il risque de provoquer des blessures ou d'être endommagé.

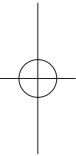
Ce produit comporte des pièces en métal. Si vous présentez des symptômes d'allergie au métal pendant l'utilisation du produit, veuillez interrompre toute utilisation et consulter un médecin immédiatement.





Mettre cet appareil au rebut conformément aux lois et réglementations locales.

### Note d'utilisation



Évitez d'endommager les câbles. Ne placer aucun objet lourd sur eux, ne pas les plier brutalement et de manière répétée, et ne pas soumettre les connecteurs de câbles à une forte tension.

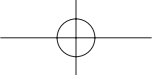
Un câble déchiré ou présentant tout autre dommage peut accroître le risque de dysfonctionnement du produit, d'électrocution ou d'incendie. Si les câbles sont endommagés, ne pas utiliser le produit et prendre contact avec le distributeur local ou le centre de relation clientèle Wacom du pays.

Ne pas exposer ce produit à de l'eau ou tout autre liquide.



FR





Ne pas insérer de corps étrangers dans le port USB ou toute autre ouverture de ce produit. Si un objet métallique ou un corps étranger est inséré dans le port USB ou une autre ouverture de ce produit, il peut provoquer un dysfonctionnement, un incendie ou une électrocution.

Ne pas utiliser de dissolvant organique (à base d'alcool), ni même de détergent doux, pour nettoyer le produit et le stylet. L'emploi de ces produits risque d'endommager l'appareil. Ce type de dommage n'est pas pris en charge par la garantie du fabricant.

Ne pas utiliser ni stocker le produit dans les conditions suivantes :

- Dans des endroits soumis à des variations de température importantes ou hors des limites spécifiées (par exemple à l'extérieur ou dans un véhicule).

- Dans des endroits poussiéreux.


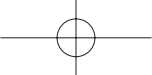

Ne pas utiliser ce produit pendant un orage ou une tempête. S'il est en cours de chargement, le débrancher. Une mauvaise utilisation peut entraîner un dysfonctionnement du produit, un incendie ou une électrocution.

Recycler les batteries en suivant les recommandations du fabricant et dans le respect des lois et réglementations locales.

Wacom décline toute responsabilité en cas de dommage ou de perte de données provoqués par l'utilisation de ce produit.

FR





Pour éviter tout dommage ou dysfonctionnement, ne pas exercer de pression excessive sur le bouton de ce produit.

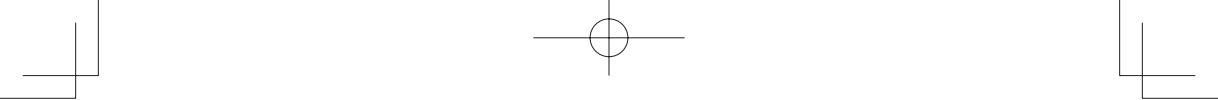
Ne pas le faire tomber ou le cogner contre d'autres objets. Cela risquerait de l'endommager.

Ne pas démonter ou modifier le produit pour éviter tout dommage.

Chargement du produit. Pour charger le produit, utiliser uniquement le câble USB fourni.

Débrancher le câble USB si l'une des situations suivantes se présente :

- Le câble USB est usé ou endommagé.
- Le câble USB a été exposé à la pluie, un liquide ou une humidité excessive.
- Le câble USB semble avoir besoin d'être réparé.



Ne pas poser d'objets lourds sur le produit et les câbles, ne pas plier les câbles brutalement de manière répétée, et ne pas appliquer de pression excessive sur les connecteurs de câbles au risque d'endommager l'appareil ou son câblage.



FR



## Caractéristiques du produit

Dimensions (L x H x P) : 135 x 52 x 10 mm, 1,3 x 2,0 x 0,4 pouces

Poids : 110 g environ, 3,8 onces

Type de transmission : RF 2,4 GHz

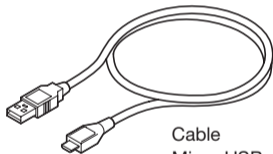
Type de batterie : batterie Li-ion rechargeable

Temps de charge : 2 heures pour une capacité de 80 %


Durée de fonctionnement continu : 160 heures (conditions d'utilisation : touche enfoncée toutes les 30 secondes)

## Accesorios incluidos

Mando a distancia  
ExpressKey



Cable  
Micro USB



Receptor  
inalámbrico

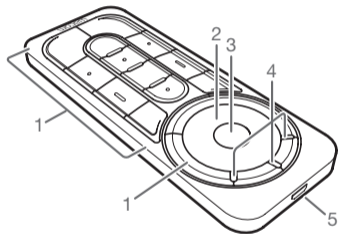
1

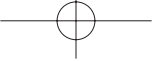

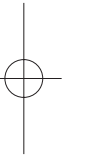
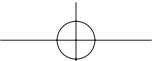
ES

## Aspectos básicos del mando a distancia ExpressKey

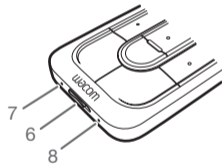
- |                  |   |
|------------------|---|
| 1. ExpressKey    | 4. Modo LED                                     |
| 2. Touch Ring    | 5. Puerto Micro USB<br>(para cargar la batería) |
| 3. Botón de modo |   |

2



- 
- 
- 
- 
6. Botón de encendido deslizable
7. LED de estado de la batería  
Batería baja: rojo intermitente  
Cargando: ámbar  
Carga completa: apagado

8. LED de estado  
Modo de emparejamiento:  
azul intermitente  
Conectado/inactivo: apagado

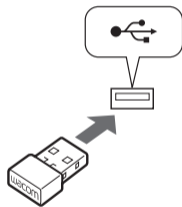


3

## Inserte el receptor inalámbrico en puerto USB del dispositivo



Note Consulte los temas de Ayuda del mando a distancia ExpressKey para obtener más información.



## Instalación del software

1. Conéctese a Internet.
2. Windows 8, Windows 7 y Mac OS X:  
descargue el controlador de Wacom desde el sitio Web de Wacom e instálelo en su ordenador.  
Siga las instrucciones en pantalla.



Note

Es necesario contar con el controlador de Wacom para utilizar todas las funciones del producto.  
Wacom recomienda usar siempre controladores y software actualizados.

ES



## Uso del mando a distancia ExpressKey

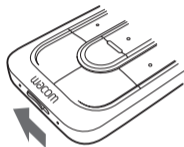
1. Para comenzar a utilizar el mando a distancia ExpressKey, deslice el botón de encendido deslizable hacia la izquierda.  
El mando a distancia ExpressKey entra en modo inactivo cuando no se utiliza durante un determinado periodo de tiempo. Para volver a activarlo, deslice el botón de encendido y, a continuación, suéltelo.



Note

El mando a distancia ExpressKey está emparejado con el receptor inalámbrico de forma predeterminada. Si no está emparejado, mantenga deslizado el botón de encendido deslizable durante 5 segundos. Cuando el LED de estado parpadee en azul, se habrá completado el proceso de emparejamiento. El LED se apagará automáticamente.

6



Deslice el botón de encendido deslizable hacia la izquierda

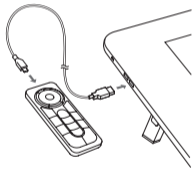
2. Los botones del mando a distancia ExpressKey están asignados de forma predeterminada a aplicaciones de software de amplio uso. Es posible modificar las funciones asignadas a un botón desde el panel de control. Consulte los temas de Ayuda del mando a distancia ExpressKey para obtener más información.

## Carga del mando a distancia ExpressKey

1. Recárguelo con el cable Micro USB conectado al puerto USB del dispositivo.



Para obtener más información, consulte los temas de Ayuda del Note mando a distancia ExpressKey.



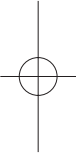
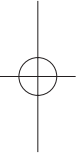


## Opciones de asistencia

Para EE.UU., Canadá, América del Centro y del Sur

Visita nuestro sitio Web en <http://us.wacom.com/es/support>

Llama al centro Wacom de soporte a clientes, disponible en Inglés y Español, de 7:30 am a 5:00 pm de Lunes a Viernes hora del Pacífico (PST) al número sin costo 1-855-MY-WACOM (699-2266) desde los Estados Unidos y Canada.





## Para Europa

El servicio técnico está disponible de lunes a viernes de 9:00 a 18:00, (hora de Europa Central).

Formulario de contacto: <http://www.wacom.eu/contact>





## Precauciones

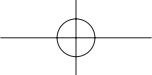
### Advertencia

Algunas piezas del producto pueden suponer un riesgo de asfixia. Manténgalas fuera del alcance de los niños. Estos pueden tragarse accidentalmente las piezas pequeñas.

No coloque el producto cerca de una llama ni lo use en condiciones de altas temperaturas.

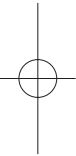
No lo coloque en áreas inclinadas, inestables o en las que se produzcan vibraciones. Si el producto se cae de una superficie inestable, puede causar daños físicos o personales.

Este producto tiene piezas de metal. Si presenta síntomas de alergia al metal durante su uso, deje de utilizar el producto y consulte con un médico inmediatamente.



Asegúrese de eliminar el producto correctamente y de acuerdo con la legislación y ordenanzas locales.

### Notas de uso



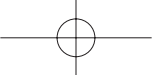


Evite dañar los cables. No coloque objetos pesados sobre ellos, no los doble continuamente ni aplique una gran fuerza sobre los conectores de los cables. Unos cables que estén rotos o dañados pueden aumentar las posibilidades de funcionamiento incorrecto del producto, descargas eléctricas o un incendio. Si están dañados, deje de utilizar el producto y póngase en contacto con el distribuidor local o con el centro de asistencia al cliente de Wacom de su zona.

No exponga este producto al agua ni a otros líquidos.


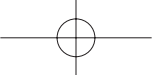



ES



No introduzca materiales extraños en el puerto USB ni en ninguna otra abertura de este producto. Si se introduce un objeto metálico u otro material extraño en el puerto USB o en otra abertura de este producto, éste podría funcionar de forma incorrecta, quemarse, o producir una descarga eléctrica. No utilice disolventes orgánicos (por ejemplo, alcohol) ni detergentes para limpiar el producto o el lápiz. El uso de estos productos podría dañarlos. Este tipo de daños no los cubre la garantía del fabricante. No utilice ni guarde este producto bajo las siguientes condiciones:

- Lugares en los que los cambios de temperatura sean bruscos o superen las especificaciones (por ejemplo, en el exterior o dentro de un vehículo).
- Lugares con polvo.

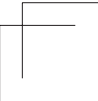
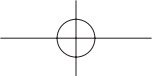
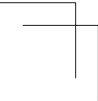


Evite utilizar el producto durante tormentas o borrascas. Si se está cargando, detenga el proceso de carga. De lo contrario, puede provocarse un funcionamiento incorrecto, un incendio o una descarga eléctrica.

Recicle las baterías según las recomendaciones de su fabricante y de acuerdo con la legislación y las normativas locales.

Wacom no otorga ninguna garantía en cuanto a daños o pérdidas de datos relacionados con el uso de este producto.

Para evitar posibles daños o un funcionamiento incorrecto, no aplique una fuerza excesiva al botón del producto.



ES





No deje caer el producto ni lo use para golpear otro objeto. Podría resultar dañado.

No desmonte ni modifique el producto, ya que podría provocar su rotura.

Cargue el producto. Para cargar el producto, utilice únicamente el cable USB adjunto.

Desconecte el cable USB si se produce cualquiera de las siguientes condiciones:

- El cable USB está desgastado o dañado.
- El cable USB se ha expuesto a la lluvia, un líquido o una humedad excesiva.
- Piensa que el cable USB necesita una revisión o reparación.

No coloque objetos pesados sobre el producto ni los cables, no doble continuamente los cables ni

aplique una gran fuerza sobre los conectores de cable. Podría dañar la unidad o el cableado.

## Especificaciones del producto

Dimensiones (An. x Al. x Pr.): 135 x 52 x 10 mm, 1,3 x 2,0 x 0,4 pulg.

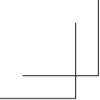
Peso: 110 g, aprox. 3,8 onzas

Tipo de transmisión: RF de 2,4 GHz

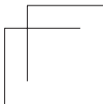
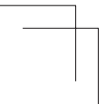
Tipo de batería: batería Li-Ion recargable

Tiempo de carga: 2 horas hasta el 80% de la capacidad

Tiempo de funcionamiento continuo: 160 horas (condición: pulsación de tecla cada 30 segundos)

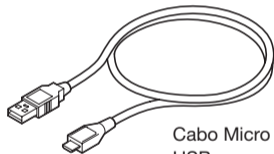
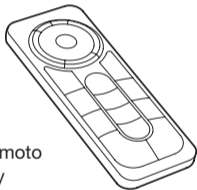


16

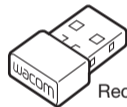


## Acessórios fornecidos

Controle remoto  
ExpressKey



Cabo Micro  
USB



Receptor  
sem fio

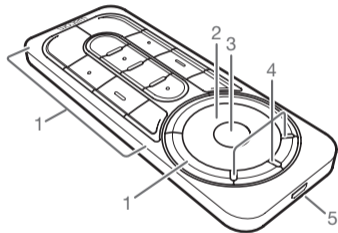
1

PT-BR

## Conheça seu controle remoto ExpressKey

- |               |  |
|---------------|--|
| 1. ExpressKey | 4. Modo LED  |
| 2. Touch Ring | 5. Porta Micro USB<br>(para carregamento<br>bateria) |
| 3. Botão Modo |  |

2



6. Botão liga deslizante

7. LED de status da bateria

Bateria fraca:

piscando em vermelho

Carregando:

âmbar estável

Totalmente carregado:

desligado

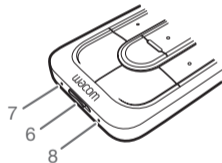
8. LED de status

Modo de emparelhamento:

piscando em azul

Conectado/hibernação:

desligado



3

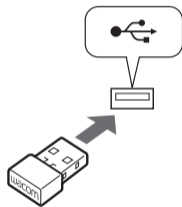
PT-BR

## Insira o receptor sem fio na porta USB do dispositivo



Note

Consulte o tópico Ajuda do controle remoto ExpressKey para obter mais detalhes.



## Instalação do software

1. Conecte-se à Internet.
2. Windows 8, Windows 7 e Mac OS X:  
Baixe o driver da Wacom pelo site da Wacom e instale-o em seu computador.  
Siga as instruções na tela.



**Note** O driver da Wacom é necessário para utilizar todas as funcionalidades do produto. A Wacom recomenda que o software e os drivers estejam sempre atualizados.

PT-BR



## Utilização do controle remoto ExpressKey

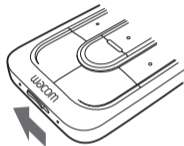
1. Para começar a usar o controle remoto ExpressKey, deslize o botão liga para a esquerda.  
O controle remoto ExpressKey entrará em modo de hibernação se não for usado por um certo período. Para ativá-lo, deslize o botão liga deslizante e solte-o.



Note

O controle remoto ExpressKey já foi previamente emparelhado ao receptor sem fio.

Se não estiver pareado, deslize e segure o botão liga deslizante por cinco segundos. Quando o LED de status piscar em azul, o processo de emparelhamento terá terminado e o LED desligará automaticamente.



Deslize o botão liga deslizante para a esquerda.

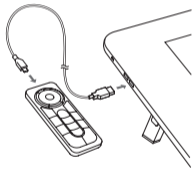
2. Os botões do controle remoto ExpressKey utilizam configuração padrão para os aplicativos de software mais comuns. As atribuições de cada botão podem ser alteradas no painel de controle. Consulte o tópico Ajuda do controle remoto ExpressKey para obter mais detalhes.

## Carregamento do controle remoto ExpressKey

1. Faça a recarga usando um cabo Micro USB conectado à porta USB do dispositivo.



Para mais informações, consulte o tópico Ajuda do controle remoto Note ExpressKey.





## Opções de suporte

Acesse <http://us.wacom.com/pt/support>  
Ligue para a Central de Atendimento ao Cliente da Wacom.



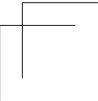
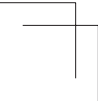
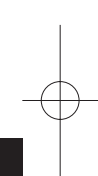
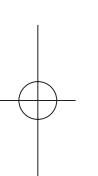


## Precauções

### Aviso

As peças e componentes do produto podem representar risco de asfixia. Mantenha o produto fora do alcance de crianças. Peças pequenas podem ser ingeridas por acidente.

8







Não posicione o produto próximo ao fogo ou sob condições com altas temperaturas.  
Não o coloque em áreas inclinadas, instáveis ou com vibrações. Se este produto cair de uma superfície instável, isso poderá resultar em danos físicos ou ferimentos.  
Este produto tem partes feitas de metal. Se durante o uso sintomas de alergia ao metal aparecerem, pare de usar o produto e consulte um médico imediatamente.  
Certifique-se de descartá-lo corretamente e de gerenciar o descarte de acordo com as normas e leis locais.

## Avisos

Evite danificar os cabos. Não coloque objetos pesados sobre eles, não os torça muito nem repetidamente, nem exerça muita força nos conectores dos cabos.

PT-BR



Cabos rompidos ou danificados podem aumentar o risco de mau funcionamento do produto, choque elétrico ou incêndio. Se estiverem danificados, pare de usar o produto e entre em contato com o distribuidor local ou com a central de atendimento ao cliente Wacom da sua região.

Não exponha este produto à água ou a outros líquidos.

Não insira nenhum objeto não apropriado na entrada USB nem em outra abertura deste produto. Se um objeto de metal ou não apropriado for inserido na entrada USB ou em outra abertura deste produto, é possível que ocorra mau funcionamento, queimadura ou choque elétrico.

Não use solvente orgânico (por exemplo, álcool) nem mesmo detergente suave para limpar o produto e a caneta. O uso desses produtos de limpeza pode danificar o produto. Esse tipo de dano não é coberto

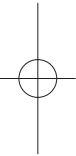
10 pela garantia do fabricante.





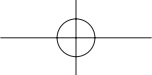
Não use nem armazene este produto sob as seguintes condições:

- Locais em que as mudanças de temperatura sejam extremas ou excedam as especificações (por exemplo, ambientes externos ou no interior de veículos).
- Áreas com concentração de poeira.



Evite usar este produto durante tempestades ou tormentas. Se o carregamento estiver completo, interrompa o carregamento. O uso pode causar mau funcionamento do produto, incêndio ou choque elétrico.

Recicle baterias em conformidade com a recomendação do fabricante e cumprindo com todas as leis, normas e regulamentos aplicáveis.



A Wacom não concede nenhuma garantia no concernente a qualquer dano ou perda de dados provindo do uso do produto.

Para evitar qualquer possível dano ou mau funcionamento, não aplique força excessiva no botão do produto.

Não deixe o produto cair nem use-o para acertar qualquer objeto. O impacto provocado pode danificar o produto.

Não desencaixe nem modifique-o, pois isso pode provocar danos.

Carregue o produto. Para carregar o produto, use somente o cabo USB conectado.





Desconecte o cabo USB se alguma das condições abaixo ocorrer:

- O cabo USB está desgastado ou danificado.
- O cabo USB está exposto à chuva, líquido ou umidade excessiva.
- Você suspeita que o cabo USB precisa de serviço ou de reparo.

Não coloque objetos pesados sobre o produto e sobre os cabos, não torça muito nem repetidamente os cabos, nem exerça muita força nos conectores dos cabos para não danificar o produto ou os cabos.





## Especificações do produto



Dimensões (L x P x A): 135 x 52 x 10 mm, 1,3 x 2,0 x 0,4 pol

Peso: 110 g aprox, 3,8 oz

Tipo de transmissão: 2,4 GHz RF

Tipo de bateria: bateria recarregável de Lítio-Íon

Tempo de carregamento: 2 horas com capacidade de 80%

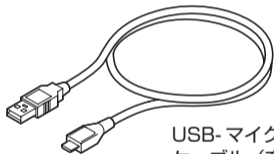
Tempo de operação ininterrupta: 160 horas (condição: tecla pressionada a cada 30 segundos)



## 付属品を確認する



ExpressKey Remote



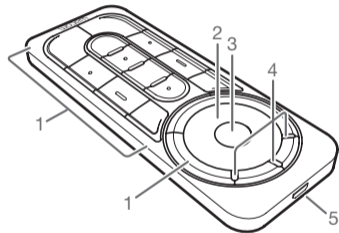
USB- マイクロ USB  
ケーブル (充電用)



ワイヤレス  
レシーバー

## ExpressKey Remote について

- |              |                          |
|--------------|--------------------------|
| 1. ファンクションキー | 4. モード LED               |
| 2. タッチホイール   | 5. マイクロ USB ポート<br>(充電用) |
| 3. モードボタン    |                          |



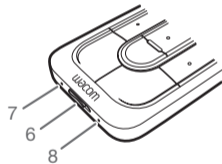
6. 電源スイッチ (スライド式)

7. バッテリステータス LED

バッテリー低下 : 赤に点滅  
充電中 : オレンジ  
充電完了 : 消灯

8. ステータス LED

ペアリングモード : 青色に  
点滅  
接続完了 / スリープ : 消灯

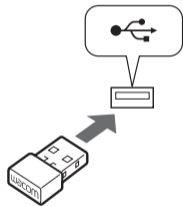


ワイヤレスレシーバーをコンピュータやワコム製デバイスに付属のUSBポートに差し込みます



Note

詳しくは ExpressKey Remote のヘルプを参照してください。



## タブレットドライバのインストール

1. インターネットに接続します。
2. Windows 8、Windows 8.1、Windows 7 及び Mac OS X v10.6 以降の対応 OS のコンピュータに、ワコムのホームページからダウンロードしたタブレットドライバをインストールして下さい。インストールはインストーラ実行時に表示された指示に従ってください。



すでにタブレットドライバがインストールされている場合は不要です。

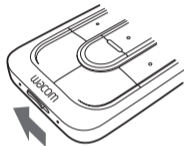
## ExpressKey Remote の使い方

1. ExpressKey Remote を使うときは、電源スイッチを左にスライドして電源を入れます。ExpressKey Remote は、一定時間使用しないと、スリープモードに切り替わります。スリープモードから復帰するには、電源スイッチをスライドして、離します。



Note

ExpressKey Remote は、ワイヤレスレシーバーとすでにペアリングされています。もしペアリングされていない場合は、電源スイッチを 5 秒間スライドします。ステータス LED が青く点滅したらペアリングは完了し、ステータス LED は自動的に消灯します。



電源スイッチを左にスライドします。

2. ExpressKey Remote ボタンには、よく使われるソフトウェアアプリケーションがデフォルトとして設定されています。ボタンの割り当ては、コントロールパネルから変更できます。詳しくは ExpressKey Remote のヘルプを参照してください。

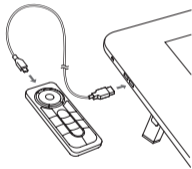
## ExpressKey Remote の充電

1. 本機に付属のマイクロ USB ケーブルをつなぎ（マイクロ USB 側）、ワコム社製デバイスの USB ポートやコンピュータの USB ポートに差し込んで充電します。



詳しくは ExpressKey Remote のヘルプを参照してください。

Note

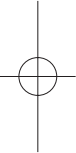






## サポートの窓口について

<http://tablet.wacom.co.jp/customer-care/> をご覧ください。



## ドライバダウンロードページについて

<http://tablet.wacom.co.jp/download/> をご覧ください。





## 安全上のご注意

### 警告

本製品を子供の手の届く場所に置いたり放置したりしないでください。製品や製品から外れた部品を誤って飲み込んでしまう場合があります。

火気に近づけないでください。また、高温の環境で使用しないでください。

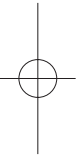
ぐらつく場所、傾いた場所、または振動の激しい場所に本機を置かないでください。落下してけがや故障の原因になります。

本製品は金属を使用しています。ご使用中に金属アレルギーの症状が出た場合は、直ちに使用を中止して、専門医の診察を受けてください。



本機を廃棄するときは、お住まいの地域の規則や条例等に従って、必ず適切な方法で行ってください。

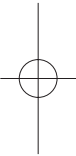
### ご注意



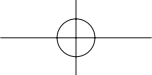


マイクロ USB ケーブルを傷つけないようにしてください。マイクロ USB ケーブルに重い物を置く、繰り返し無理に曲げる、コネクタ部に強い力がかかる等の行為は行わないでください。ケーブルの被膜などが破れていたり、傷が付いていたりした場合は、故障、感電、火災の原因となることがあります。傷が付いた場合は、使用をやめて販売店またはワコムサポートセンターにご連絡ください。

本機に液体をこぼさないでください。故障や感電の原因になります。

本機の開口部やコネクタ端子部分に金属および異物を挿入しないでください。故障や感電、焼損の原因になります。





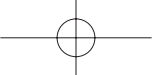
製品の清掃に、アルコールなどの有機溶剤や、中性洗剤を使用しないでください。製品表面を傷めることがあります。このような故障は保証対象外となりますのでご注意ください。

以下の環境下で本機を使用しないでください：

- 温度が大きく変化する環境、または規定された使用温度範囲を超える環境（屋外や乗り物の中など）
- ほこりの多い環境


雷が近くに来ている場合は本機の使用を控えてください。また、充電している場合は止めてください。落雷による故障や感電、火事の原因となります。

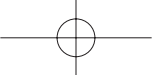
本製品の使用による傷・破損、及びデータの破損については一切保証いたしかねます。あらかじめご了承ください。



傷・破損・故障を防ぐために、本機に無理な力を加えないでください。  
落としたり、固いものをたたかないでください。製品が損傷する場合があります。  
本製品を分解・改造しないでください。破損の原因となります。  
本機を充電するときは、付属の USB ケーブル以外は絶対に使用しないでください。  
以下のような場合は、ご使用を中止して直ちに USB ケーブルを抜いてください。

- USB ケーブルが擦り切れるか破損している。
- USB ケーブルが水やその他の液体で濡れている。
- USB ケーブルが故障しているのではないかとと思われる。





本機およびケーブルに重い物を置く、繰り返し無理に曲げる、コネクタ部に強い力をかける等の行為は行わないでください。本機やケーブルを破損することがあります。

## 製品仕様

外形寸法 (W × H × D) : 135 × 52 × 10 mm

質量 : 約 110 g

送信方法 : 2.4 GHz RF

電池 : 充電式リチウムイオンバッテリー

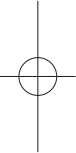
充電時間 : 2 時間で 80% 充電





稼働時間：約 160 時間（使用条件：30 秒ごとに 1 回キーを押す）

## 保証規定

1. お客様がご使用になられる弊社製品に同梱される取扱説明書や本体添付ラベル等の注意書きなどに従い、正しく使用したにもかかわらずお買い上げから 1 年以内に万一ハードウェアが故障した場合には、無償で修理させていただきます。ハードウェアとは本体とその付属品などです。ただし、クイックスタートガイドなどの印刷物は除きます。
- 

2. 万一、ご購入時点で既に製品に不良があった場合。

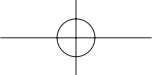
(イ) 必ず購入日から1週間以内にワコムサポートセンターにご連絡ください。ワコムサポートセンターで、製品不良であることが確認された場合のみ製品の交換をお受けします。お客様自身の判断による不良品としての交換、返品は一切応じかねますのでご注意ください。製品の交換の際は、不良品内容を明記して販売店にお返してください。

(ロ) 1週間以降の場合は、1.に準ずるもの(修理扱い)になります。

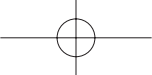
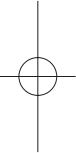
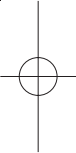
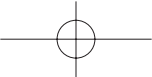

3. 次にあげる場合には、保証期間中であっても保証の対象とはなりません。

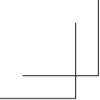
(イ) 誤ったご使用方法による故障や損傷。



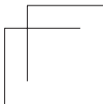
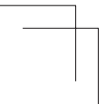
- 
- (ロ) お買い上げ後の落下などによる故障や損傷。
  - (ハ) お客様が改造または修理されたためと認められる故障や損傷。
  - (ニ) 災害、あるいは異常電圧などの外部要因による故障や損傷。
  - (ホ) 接続している他の機器の故障に起因して本製品に故障を生じた場合
  - (ヘ) 製品購入日と販売店がわかる書類（レシート・納品書等）のご提示がない場合。

4. 本製品の修理を依頼される場合は、ワコム製以外の他の機器を取り外してからお送りください。

- 
- 
- 
- 
5. 故障等により本製品を弊社に送付いただく費用はお客様がご負担ください。お客様への返却費用は弊社の負担とさせていただきます。故障により本製品を弊社に送付される場合は、運送中に破損しないよう梱包してお送りください。もし運送中に破損した場合の修理は弊社では負担できません。
6. 本保証は日本国内においてのみ有効です。
7. 弊社は本製品の運用を理由とする損失や逸失利益などにつきましては、いかなる責任も負いません。
- 



18




## 제공 액세서리



익스프레스키 리모컨



마이크로 USB  
케이블

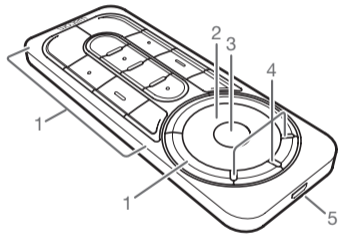


무선  
리시버

## 익스프레스키 리모컨 살펴보기

- |           |                             |
|-----------|-----------------------------|
| 1. 익스프레스키 | 4. 모드 LED                   |
| 2. 터치 링   | 5. 마이크로 USB 포트<br>(배터리 충전용) |
| 3. 모드 버튼  |                             |

2



6. 전원 슬라이드 버튼

7. 배터리 상태 LED

배터리 부족 : 빨간색으로 깜빡임

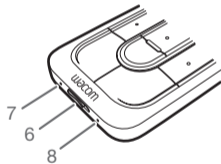
충전 중 : 황색

완전히 충전됨 : 꺼짐

8. 상태 LED

페어링 모드 : 파란색으로 깜빡임

연결됨 / 절전 : 꺼짐



3

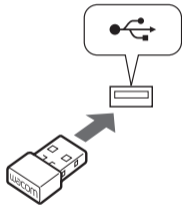
## 장치의 USB 포트에 무선 리시버를 삽입하십시오



Note

자세한 내용은 익스프레스키 리모컨 도움말을 참조하십시오.

4



## 소프트웨어 설치

1. 인터넷에 연결합니다.
2. Windows 8, Windows 7 및 Mac OS X:  
와콤의 웹사이트에서 와콤 드라이버를 다운받아 컴퓨터에 설치하십시오.  
화면의 지시를 따르십시오.



Note

만약 기존에 사용하던 태블릿 혹은 액정 태블릿 드라이버가 컴퓨터에 설치 되어 있다면 반드시 기존 드라이버 제거 후 가장 최신의 드라이버를 다운 받아 설치 하시기 바랍니다.  
기존 드라이버 제거는 제어판의 '프로그램 및 기능' 에서 제거하시고 제거 후 반드시 컴퓨터를 재시작 하신 후 최신 드라이버를 설치 하시기 바랍니다.



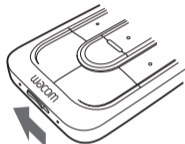
## 익스프레스키 리모컨 사용

1. 익스프레스키 리모컨을 사용하려면, 전원 슬라이드 버튼을 왼쪽으로 미십시오. 익스프레스키 리모컨은 일정 시간 동안 사용하지 않으면 절전 모드로 전환됩니다. 절전 모드를 해제하려면 전원 슬라이드 버튼을 밀었다가 놓으십시오.



Note

익스프레스키 리모컨은 이미 무선 리시버와 동기화되어 있습니다. 동기화되어 있지 않은 경우 전원 슬라이드 버튼을 민 상태로 5 초 동안 유지하십시오. 상태 LED 가 푸른색으로 깜빡이면, 동기화 과정이 마무리되고 그 다음 LED 가 자동으로 꺼집니다.



전원 슬라이드 버튼을  
왼쪽으로 미십시오.

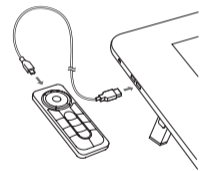
2. 익스프레스키 리모컨 버튼에는 일반적인 소프트웨어 애플리케이션이 기본값으로 설정되어 있습니다. 버튼 지정은 제어판에서 변경할 수 있습니다. 자세한 내용은 익스프레스키 리모컨 도움말을 참조하십시오.

## 익스프레스키 리모컨 충전

1. 장치의 USB 포트에 꽂힌 마이크로 USB 케이블을 사용하여 충전합니다.



자세한 내용은 익스프레스키 리모컨 도움말을 참조하십시오.





## 지원 옵션

자사 웹 사이트 (<http://www.wacom.asia/kr/customer-care>) 을 방문하십시오 .

## 주의 사항

### 경고

제품의 부품으로 인해 질식의 위험이 발생할 수 있습니다 . 아이들 손에 닿지 않도록 하십시오 . 작은 부품의 경우 실수로 삼킬 수도 있습니다 .

제품을 화기 가까이로 가져가거나 온도가 높은 환경에서 사용하지 마십시오 .



기울어진 곳, 불안정한 곳 또는 진동이 존재하는 곳에 놓지 마십시오. 본 제품이 부적합한 표면에서 떨어질 경우 물리적 손상이나 신체적 부상이 발생할 수 있습니다.

이 제품에는 금속으로 만든 부품이 포함되어 있습니다. 사용 도중 금속 알레르기 증상이 나타날 경우 제품 사용을 중지하고 즉시 의사와 상담하십시오.

현지 조례 및 법령에 따라 이 제품을 올바르게 폐기 처분하십시오.

### 사용 시 주의 사항

케이블이 손상되지 않도록 하십시오. 무거운 물품을 케이블 위에 올려 놓거나 케이블을 반복해서 뺏쪽하게 구부리거나 케이블 커넥터에 심한 압박을 주지 마십시오. 케이블이 찢어지거나 손상되면 제품 고장, 감전 또는 화재의 위험이 있습니다. 케이블이 손상된 경우에는 제품 사용을 중단하고 거주 지역의 대리점이나 와콤 고객 지원 센터에 연락하십시오.



KR



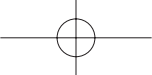
이 제품을 물이나 기타 액체에 노출시키지 마십시오.

USB 플러그의 끝 부분이나 그 밖의 이 제품의 모든 열려 있는 공간에 이물질을 넣지 마십시오. 금속성 이물질이 USB 플러그나 이 제품의 열려 있는 공간에 들어가면 제품 고장이나 연소 또는 감전을 일으킬 수 있습니다.

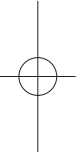
유기 용제 ( 예 : 알콜 ) 나 순한 세제로 이 제품과 펜을 세척하지 마십시오. 이러한 세척제를 사용할 경우 제품이 손상될 수 있습니다. 이러한 종류의 손상에는 제조업체의 보증 조항이 적용되지 않습니다.

다음과 같은 장소에서는 이 제품을 사용하거나 보관하지 마십시오.

- 온도가 극심하게 변하거나 지정된 사양을 초과하는 장소 ( 예 : 실외 또는 차량 내부 ).
- 먼지가 많이 나는 지역에서는 이 제품을 사용하지 마십시오.



천둥이나 벼락이 치는 상황에서는 이 제품의 사용을 삼가하십시오. 충전 중일 때에는 충전을 중지하십시오. 그런 상황에서 사용할 경우 제품 고장, 화재 또는 감전이 발생할 수 있습니다. 제조업체가 권장하는 대로 배터리를 재활용하고 현지 법규를 모두 따르십시오. 이 제품을 사용하는 도중 손상되거나 데이터가 상실되는 것에 대해 Wacom 은 어떠한 보증도 하지 않습니다. 가능한 손상이나 오작동을 피하기 위해 이 제품의 펜 끝이나 측면 스위치 버튼에 과도한 힘을 주지 마십시오. 이 제품을 떨어뜨리거나 그것으로 다른 물체를 치지 마십시오. 그럴 경우 그것에 손상이 발생할 수 있습니다.



KR





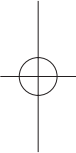
제품 고장을 피하려면 , 제품을 분해하거나 변형하지 마십시오 .

제품 충전 . 제품을 충전하려면 첨부된 USB 케이블만 사용하십시오 . 내장 충전 배터리 처분 .

다음과 같은 상황들이 발생하면 USB 케이블을 뽑아 주십시오 .

- USB 케이블이 까지거나 손상된 경우 .
- USB 케이블이 비 , 액체 혹은 과도한 수분에 노출된 경우 .
- USB 케이블을 수리해야 할 것으로 판단되는 경우 .

제품 , 익스프레스키 리모컨 및 케이블 배선 위에 무거운 물체를 놓거나 , 케이블을 반복해서 구부리거나 , 케이블 커넥터에 큰 응력을 가하지 마십시오 . 제품 또는 배선에 손상을 줄 수 있습니다 .



## 제품 사양

크기 (너비 x 높이 x 깊이) : 135 x 52 x 10mm

중량 : 약 110g

전송 유형 : 2.4GHz RF

배터리 유형 : 충전식 리튬 이온 배터리

충전 시간 : 2 시간에 전체 용량의 80% 충전

연속 작동 시간 : 160 시간 (조건 : 30 초마다 키를 누르십시오)

KR

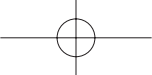
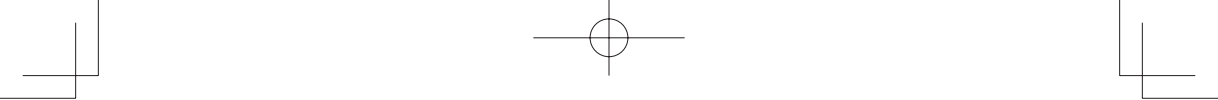


## 하드웨어 기간한정보증서 (아시아 - 태평양 지역)

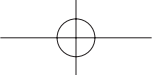
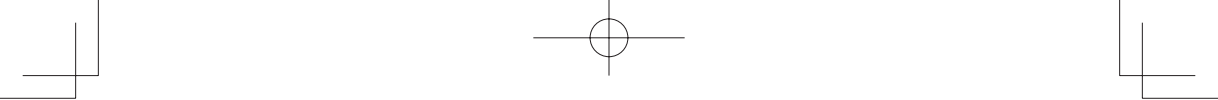
와콤주식회사는, 와콤 제품인 하드웨어를 통상적으로 사용할 경우 그 재질 및 구성에 어떠한 결함도 발생하지 않을 것을, 영수증 사본 (구 매증거) 으로 입증되는 실제구매일로부터 1 년간 (이하 < 보증기간 >) 실제구매한 소비자 에게 보증합니다.

충전식 배터리를 포함하는 와콤 제품을 구매하셨을 경우, 와콤은 상기 배터리에 대해서도 그 재질 및 구성에 어떠한 결함도 발생하지 않을 것을 실제구매일로부터 1 년간 실제구매 한 소비자에게 보증하고 있습니다.

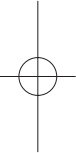
일반적인 배터리와 마찬가지로, 와콤 제품에 포함된 배터리 역시 사용하거나 시간이 경과할수록 최대 배터리용량이 감소합니다. 상기의 용량 변화는, 배터리 자체의 재질 및 구성의 결함으로 인하여 본래의 145 할 미만까지 용량이 감소한 경우를 제외하고 배터리 보증의 대상이 되지 않습니다. 배터리 결함 발생의



여부는 와콤 진단테스트로 판단하실 수 있습니다. 본 보증서는 (1) 와콤이 지정하지 않은 충전기로 배터리를 충전했을 경우, (2) 배터리가 과잉방전되어 내부보호회로가 작동했을 경우, (3) 배터리의 씬이 파손됐거나 불법개조를 가한 흔적이 있을 경우, (4) 배터리를 지정된 와콤 제품이 아닌 다른 장비에서 사용했을 경우에는 적용되지 않습니다. 배터리 수명은 보증 대상이 아니며, 또한 제품 모델, 실행 어플리케이션, 전력관리설정, 제품 특성 등을 포함하는 제품 구성 및 용도에 따라 달라집니다. 주의사항: 와콤 신티크 컴패니언 제품의 배터리는 직접 교체할 수 없습니다. 배터리 교체를 희망하시는 고객님은, 보증대상의 여부에 상관없이 반드시 와콤 또는 지정 서비스센터에 제품을 보내주시기 바랍니다. 펜 카트리지, 태블릿 시트, 펜촉 등의 소모재는 와콤의 보증 대상이 아닙니다. 보증기간 중에 와콤 제품 (소프트웨어 제외) 에서 결함이 발견되면, 본래의 구매처에 연락하여 수리 또는



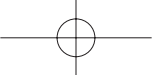
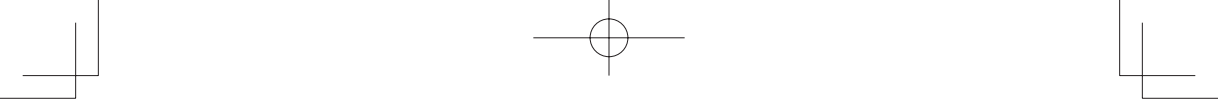
교체를 목적으로 하는 와콤 제품 반환 절차에 대한 지시를 받고 그에 따라 주시기 바랍니다. 와콤 및 와콤의  
제휴업체는 인가되지 않은 선불우송을 배상할 책임을 지지 않습니다. 또한, 보증서 소지자에게는 본래의  
구매처와 수리 / 교체업체 간에 발생하는 우송비용을 지불할 의무가 없습니다.



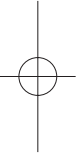
주의사항 : 상기의 이유로 와콤에 신티크 컴패니언을 반환하기에 앞서, 반드시 데이터와 디지털 정보를 모두  
백업하여 주시기 바랍니다. 고객의 프라이버시와 개인정보를 보호하고자, 와콤은 배터리 교체를 비롯한  
기타 수리작업에 앞서 와콤에 반환된 신티크 컴패니언의 데이터를 삭제하고 새로운 운영체제를 설치하고  
있습니다.

본 보증서의 적용범위는 보증기간 중에 고장 / 손상이 일어났으며 보증서 소지자가 그 사실을 와콤에게

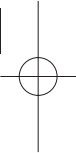




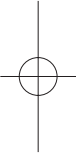
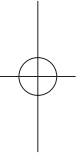
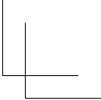
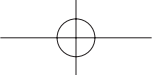
통지한 와콤 제품 또는 그 부품에 한하며, 와콤은 그에 대해 수리 또는 교체를 실시해야 합니다. 그러나 와콤 제품이 화재, 천재지변, 사고 등의 불가항력의 사태, 혹은 가이드라인의 제시 범주에 속하지 않는 와콤 제품의 고의적 또는 우발적인 오용, 남용, 과실, 불법적인 개조 / 수리로 인하여 손상되었을 경우, 아울러 와콤의 보관지시사항을 어기고 취급 또는 보관되었을 경우, 와콤은 와콤 제품을 수리 또는 교체할 의무를 지지 아니 합니다.



와콤 제품의 판매에 연관된 모든 설명, 도면, 사양서, 샘플, 모델, 공시 또는 기타 자료는 와콤 제품이 고객님의 요구에 부합할지의 여부를 명시적으로 보장하지 않으므로, 이 점 유의하시기 를 부탁드립니다. 와콤은 자사의 제품에 대하여 상기의 기간한정보증서를 제외한 어떠한 보증서도 제공하 지 않습니다.

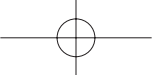
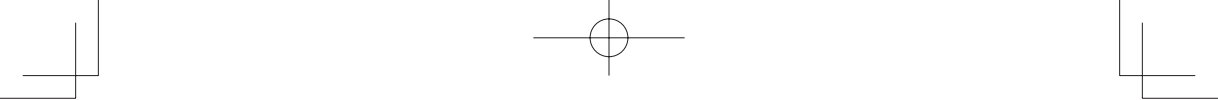


KR

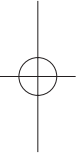


와콤 및 와콤의 판매업자, 배급업자, 대리점, 직원이 구두 또는 서면으로 제공한 정보 또는 조언은 결코 보증서의 효력을 지니지 않으며, 아울러 본 보증서의 적용범위를 확장하지 않으므로, 상기의 정보 및 조언을 보증서와 동일한 수준으로 간주해서는 안 됩니다. 본 보증서는 고객님께 특정 권한의 행사를 허용하며, 고객님께 주어지는 권한은 국가에 따라 달라질 수 있습니다. 와콤은 특정한 목적에서의 시장성 또는 적합성에 대한 암묵적 보증을 포함하는 모든 합법적인 암묵적 보증의 지속기간을 와콤이 명시하고 있는 보증기간으로 한정합니다. 단, 일부 국가는 암묵적 보증의 지속기간을 한정하는 행위를 허용하지 않으므로, 고객님의 체류국가에 따라 상기 사항은 적용되지 않을 수 있습니다.

와콤, 또는 본 제품의 제작/생산/우송 관계자는 본 제품의 사용 혹은 사용불능으로 인하여 발생한 직접적, 간접적, 또는 부수적인 손해 (영업이익의 손실, 영업 중단, 영업정보의 손실 등을 포함) 에



대하여, 와콤이 상기 손해의 발생 가능성을 경고한 경우에도, 배상 책임을 지지 아니합니다. 단 일부 국가는 부수적 / 간접적 손해를 배제 또는 한정하는 행위를 허용하지 않으므로, 고객님의 체류국가에 따라 상기 사항은 적용되지 않을 수 있습니다. 상기 한정사항이 법적강제력을 가지지 않을 경우에도, 고객님과 기타 당사자에 대한 와콤의 보상범위는, 손해배상청구의 형식에 상관없이, 고객님께서 최초로 본 제품을 구매하고자 지불한 금액을 초과하지 않습니다.



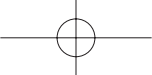


본 기간한정보증서는 일본, 중국 및 중동국가들을 제외한 아태지역의 국가에서 판매 및 사용되는 제품에만 유효하게 적용됩니다. 본 보증서는 와콤주식회사 아태담당부서의 현 보증원칙을 대변하고 있으며, 포장, 팜플렛, 사용설명서 등에 포함된 기타 보증서에 우선 합니다. 본 보증서는 일본국의 법률에 준거하며, 사전 고지 없이 변경될 수 있습니다.

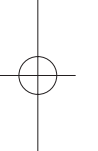


KR



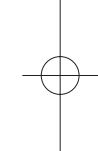


아태지역에서의 애프터서비스 및 기술지원 (일본, 중화인민공화국, 중동국가 제외) 아태지역의  
기간한정보증원칙 및 제품등록에 관한 상세사항은 <http://www.wacom-asia.com/support/> 를 참조하여  
주시기 바랍니다.

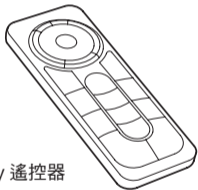


동남아시아, 남아시아, 오세아니아 및 타이완에서 기술지원 또는 애프터서비스를 받고자 하시는 고객님은  
와콤고객지원서비스센터로 연락하여 주십시오. 전화번호는 <http://wacom-wapcc.com/inquiry/create> 에서  
찾으실 수 있습니다.

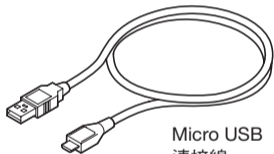
본 보증서에 관하여 문의사항이 있거나 여타 이유로 와콤에 연락을 희망하시는 고객님은  
<http://www.wacom.asia/customer-care> 를 통하여 연락 주시기 바랍니다.



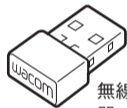
## 隨附配件



快速鍵  
ExpressKey 遙控器



Micro USB  
連接線



無線接收  
器

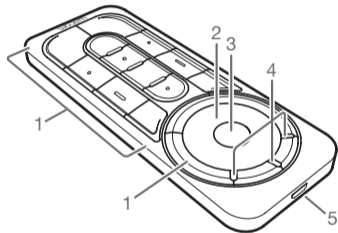


## 認識您的快速鍵

### ExpressKey 遙控器

1. 快速鍵  
ExpressKey
2. 觸控環
3. 模式按鈕
4. 模式指示燈
5. Micro USB 連接埠  
(用於為電池充電)

2



6. 電源滑動按鈕

7. 電池狀態指示燈

- 電量不足 : 閃爍紅燈
- 充電中 : 固定黃燈
- 充電完成 : 熄滅

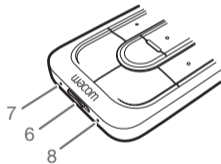
8. 狀態指示燈

配對模式

: 閃爍藍燈

已連接 / 睡眠

: 熄滅



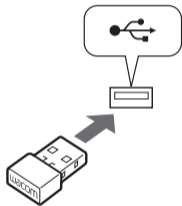
3

TC

## 將無線接收器插入裝置的 USB 埠



如需詳細資訊，請參閱快速鍵 ExpressKey 遙控器說明主題。



## 軟體安裝

1. 連線到網際網路。
2. Windows 8、Windows 7 和 Mac OS X：  
從 Wacom 網站下載 Wacom 驅動程式，並將其安裝到您的電腦。  
請遵循畫面上的說明操作。



Note

需要 Wacom 驅動程式才能使用所有的產品功能。Wacom 建議您永遠使用最新的驅動程式與軟體，安裝新版驅動程式前，請務必解除安裝舊版驅動程式並重新啟動電腦後再進行新版本 Wacom 驅動程式安裝。

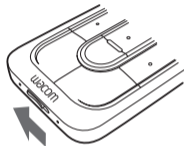
## 使用快速鍵 ExpressKey 遙控器

1. 若要使用快速鍵 ExpressKey 遙控器，請向左滑動電源滑動按鈕。  
如果有一段時間未使用，快速鍵 ExpressKey 遙控器會進入睡眠模式。若要喚醒快速鍵 ExpressKey 遙控器，請滑動電源滑動按鈕後再放開。



Note

快速鍵 ExpressKey 遙控器已與無線接收器配對。  
若尚未配對 請滑動並按住電源滑動按鈕五秒。當狀態指示燈閃爍藍色時，代表配對程序已完成且 LED 指示燈會自動關閉。



請向左滑動  
電源滑動按鈕。

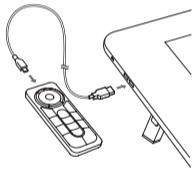
- 快速鍵 ExpressKey 遙控器按鈕具有常用軟體應用程式的預設值。您可以在控制台中變更按鈕指派的功能。如需詳細資訊，請參閱快速鍵 ExpressKey 遙控器說明主題。

## 為快速鍵 ExpressKey 遙控器充電

- 請使用 micro USB 連接線插入裝置的 USB 埠以進行充電。



如需進一步資訊，請參閱快速鍵 ExpressKey 遙控器說明主題。





## 支援選項

台灣地區用戶請造訪 <http://www.wacom.asia/tw/customer-care>

### 香港地區

請訪問我們的網站 <http://support.wacom.com.hk/customercare.html>

請致電 Wacom 客服熱線 +852-25731988 (服務語言：粵語，英語，普通話)

周一至周五 09:00-18:00

## 注意事項



### 警告

產品的部分可能會導致發生窒息危險。請將產品置於遠離孩童的位置。孩童可能會意外吞入小零件。

請勿將產品置於靠近火源或在高溫條件下使用。

請勿放在傾斜、不穩或會產生振動的地方。本產品若自不當的表面掉落，可能會導致物品損壞或人身傷害。

本產品含有金屬部件。如果您在使用過程中發生金屬過敏，請停止使用本產品並立即就醫。

請務必妥善處置本產品，並依照當地法令和法律處理廢棄物。





## 使用注意事項

避免損壞連接線。請勿將重物放在連接線上、重複折彎連接線，或重壓連接線接頭，否則損壞的連接線可能會導致產品故障、觸電或引發火災。如果連接線損壞，請停止使用產品並聯絡當地零售商或當地的 Wacom 消費者支援中心。

請勿使本產品接觸到水或其他液體。

勿將異物塞入本產品的 USB 插入端或任何開口處。如果將金屬物件或異物放入 USB 埠或本產品的其他任何開啟部位，可能會導致產品發生故障或引發火災，或導致發生觸電。

請勿使用任何有機溶劑（例如酒精），或溫和清潔劑來清潔本產品及畫筆。使用這些清潔劑可能會損壞產品。



因為此類不當做法而導致的損壞不在製造商的保固範圍之內。

請勿在下列地點使用或存放本產品

- 溫度變化劇烈或超出規格之外（例如在室外或車內）。
- 請勿在多灰塵的環境中使用本產品。



打雷或發生雷暴時要避免使用本產品。若此時產品在充電，請立即停止充電。在此種天氣情況下使用本產品可能會造成產品故障、火災或觸電。

請根據製造商建議，並遵照當地法令法規之指示，正確進行電池的回收。

Wacom 公司對於因使用本產品所造成的任何損害或資料損失不負保固責任。

請勿對本產品的筆尖或側面按鈕過度用力，以免損壞或發生故障。





請勿摔落本產品，或用來敲擊任何物體。否則可能會造成觸控筆損壞。

請勿拆卸或改裝，否則會引起漏液。

為產品充電。若要為產品充電，請僅使用隨附的 USB 電纜。

如果出現以下任何情況，應拔下 USB 電纜：

- USB 電纜已磨損或損壞。
- USB 電纜被雨水、液體浸濕或過度受潮。
- 懷疑 USB 電纜需要維修。

請勿將重物放在產品、快速鍵 ExpressKey 遙控器和連接線上、重複猛烈折彎連接線，或重壓連接線接頭；

這樣做可能會損壞裝置或接線。



## 產品規格



外形尺寸 (寬 x 高 x 長) : 135 x 52 x 10 公釐

重量 : 約 110 g

傳輸類型 : 2.4 GHz RF

電池類型 : 充電式鋰電池

充電時間 : 2 小時可達容量的 80%

連續操作時間 : 160 小時 (條件 : 每 30 秒按一下按鈕)

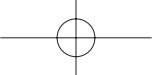


TC

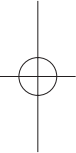
## 硬體有限保固條款（亞太地區）

Wacom Co., Ltd. 茲此向 Wacom 產品（以下稱「Wacom 產品」）硬體之原始消費購買人保證，於正常使用與運作之情況下，Wacom 產品硬體將不會產生材料與製造上之瑕疵，保證期間自原始零售購買日算起一（1）年（以下稱「保固期間」），原始購買日則需以收據影本證明之（購買證明）。

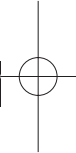

若您購買包括可充電電池之 Wacom 產品，Wacom 茲此向原始消費購買人保證，電池並無材料與製造上之瑕疵，保證期間自原始零售購買含有電池的 Wacom 產品之日算起一（1）年。如同所有電池產品一樣，Wacom 產品內含電池之最大效能將隨時間經過及／或使用而遞減。此項電池保固並不包括電池效能之變動，除非係因材料或做工之瑕疵所導致，或電池效能減少至低於原始效能之 50%。欲決定您的電池是否發生本保

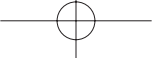


固所涵蓋之瑕疵，您需申請 Wacom 檢測測試作業。本有限保固不包括下列情況之任何電池：(i) 電池是以非 Wacom 指定或核准用之充電器進行充電；(ii) 電池經過度放電而導致內部防護電路啟動；(iii) 電池之任何封條破損或呈現遭竄改之跡象；或 (iv) 電池使用於指定使用 Wacom 產品以外之設備。本保固不包括電池壽命，且電池壽命將依據產品設定與使用情況而有所不同，包括、但不限於，產品型號、所執行應用程式、電源管理設定以及產品特色等

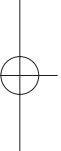


注意：消費者無法自行替換 Wacom 產品之電池。您必須將 Wacom 產品送回 Wacom 或授權服務中心進行電池替換，無論是否在保固期限內皆同。Wacom 不就耗材提供保固，譬如筆芯、平板表層 (surface sheet) 以筆尖 (nibs)。






於保固期間內發現 Wacom 產品瑕疵（軟體除外）時，保固持有人應聯繫原始購買地點，取得送回 Wacom 產品進行維修或替換之指示。Wacom 及其合作夥伴不負責支付未經授權之預付運費。保固持有人無義務支付原始購買地與維修或替換地間之運送費用。

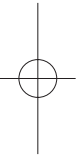


Wacom 依據本保固條款規定所應負擔之唯一義務與完整責任為，由 Wacom 自行選擇維修或替換瑕疵 Wacom 產品或 Wacom 於保固期間內被通知之任何部分。若 Wacom 產品之故障係因不可抗力事件（包括、但不限於，火災、天然災害、意外以及無法預期的災害）所導致；或因蓄意或意外濫用、誤用、疏忽、未經授權修改或維修、以非使用者手冊所述方式使用本 Wacom 產品所導致；或若 Wacom 產品係以 Wacom 儲存指示以外方式處理或儲存時所導致時，則 Wacom 不需負責維修或替換 Wacom 產品。





於銷售 Wacom 產品時所使用之任何敘述、圖面、規格、樣品、模型、新聞快報或類似資料，不應視為 Wacom 產品將符合或遵循您的需求的明文保證。

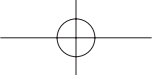


除上述有限保證規定外，WACOM 並未就本產品為任何其他保證。WACOM、其銷售業者、經銷商、代理商或員工之任何口頭或書面資訊或建議，皆未創造任何保證或以任何方式增加本保固之範圍，且您不得信賴任何此等資訊或建議。本保證賦予您特定法律權利，且您亦得擁有各國法律就此事宜所賦予之其他權利。WACOM 茲此限制 WACOM 明文保證期限所帶來任何合法隱含保證之有效期限，包括可買賣性或適合特定目的之隱含保證。

部分國家不允許對隱含保證有效期限進行限制，因此上述限制可能不適用於您。







無論 WACOM 或曾經參與本產品創造、生產或交付之任何一方，皆不就因此等產品之使用或無法使用所導致之任何直接、間接或偶發損害（包括損失營業利益、營運中斷、遺失營運資訊與類似內容之損害）負擔責任，即使 WACOM 曾被告知此等損害發生之可能性亦同。某些國家不允許排除或限制偶發或間接損害之規定，因此上述限制或排除項目可能不適用您。若任何上述限制遭認定係屬無法執行，則 Wacom 就您或任何一方所承受損害所應負擔之責任，不應超過您所支付之購買價格，無論求償形式為何皆同。

本有限保固僅適用於亞太地區內之國家與區域所購買之 Wacom 產品並於前述範圍內生效之，且前述國家與區域內不包括日本、中國以及中東國家。本有限保固為 Wacom Co., Ltd. 亞太地區事業部目前適用保固政策之聲明，並優於產品包裝、型錄、手冊等所有其他保固聲明而適用之。本有限保固條款係受日本法律所管轄，且可能於未事前通知之情況下變更之。

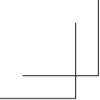


Warranty Service / Wacom 亞太地區技術支援（除了日本、中國以及中東國家）詳細亞太地區有限保固政策與產品登記內容，請參閱本公司網站 <http://www.wacomasia.com/support/> 之說明  
東南亞與南亞、大洋洲與中國等地區之技術支援或保固服務，請聯繫 Wacom 客服中心（Wacom Customer Support Service）。聯絡電話請見：<http://wacom-wapcc.com/inquiry/create>  
若您對本協議之內容有任何疑問，或若您因任何原因希望與 Wacom 聯繫，請聯繫後列網站之聯絡人  
[http://www.wacom.asia/customer-care\\_\\_](http://www.wacom.asia/customer-care__)

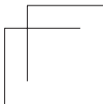
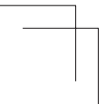


TC





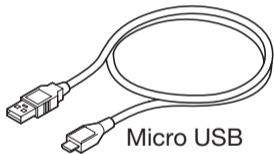
20



## 随附配件



无线移动快捷键



Micro USB  
连接线

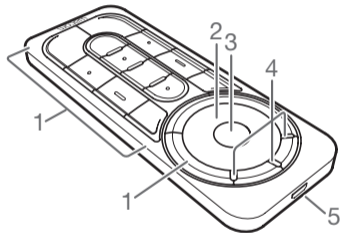


无线接  
收器

## 了解无线移动快捷键

- 1. 快捷键
- 2. 触控环
- 3. 模式键
- 4. 模式指示灯
- 5. Micro USB 端口  
(用于充电)

2



6. 电源开关

7. 电池状态指示灯

低电量 : 红色闪烁

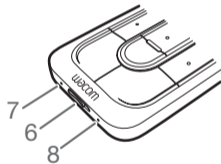
正在充电 : 固定琥珀色

充满电 : 熄灭

8. 状态指示灯

配对模式 : 蓝色闪烁

已连接 / 睡眠 : 熄灭



3

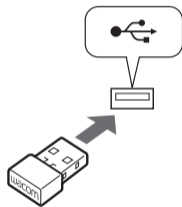
SC

## 将无线接收器插入到设备的 USB 端口



Note

有关详细信息，请参见无线移动快捷键说明主题。



## 软件安装

1. 连接到互联网。
2. Windows 8、Windows 7 和 Mac OS X :  
从 Wacom 网站下载 Wacom 驱动程序，并将其安装到您的电脑。  
请遵循画面上的说明操作。



Note 需要 Wacom 驱动程序才能使用所有的产品功能。Wacom 建议您始终使用最新的驱动程序和软件。





## 使用无线移动快捷键

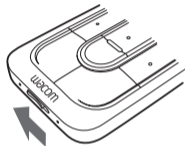
1. 若要使用无线移动快捷键，请向左滑动电源开关。  
如果在一定时间内未使用，无线移动快捷键将进入“睡眠”模式。若要唤醒设备，请滑动电源开关然后松开。



Note

无线移动快捷键已经与无线接收器配对。  
若尚未配对，请滑动并按住电源开关 5 秒。当状态指示灯闪烁蓝色时，代表配对程序已完成且状态指示灯会自动关闭。

6



请向左滑动电源  
开关

2. 无线移动快捷键按钮具备用于流行软件应用程序的默认设置。用户也可以在 Wacom 数位板控制面板中更改按钮的功能设置。有关详细信息，请参见无线移动快捷键说明主题。

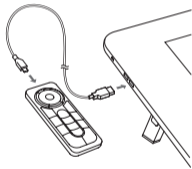
## 为无线移动快捷键充电

1. 将 Micro USB 连接线插入到设备的 USB 端口进行充电。

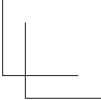
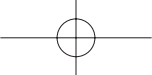


Note

如需进一步资讯，请参见无线移动快捷键说明主题。



SC



## 服务支持

大陆地区

请访问我们的网站

[support.wacom.com.cn](http://support.wacom.com.cn)

请致电 Wacom 客户服务中心

400-810-5460 (普通话)

周一至周日 9:00-18:00

8



## 注意事项

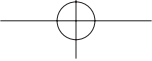


警示

产品部件可能导致窒息危险。请保证儿童无法触及。以免儿童意外吞咽小部件。  
请勿使本产品靠近火源或在高温条件下使用本产品。

不要放在倾斜的地方、不稳定的地方或者有震动的地方。如果本产品从不适合的表面上掉落，可能会造成机身损坏或人身伤害。

SC



本产品含有金属部件。如果您在使用过程中发生金属过敏，请停止使用本产品并立即就医。

务必正确处置本产品，依据当地条例和法律管理弃置物。

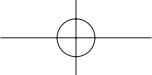


### 使用注意事项

防止损坏电缆。请勿在电缆上放置重物，反复用力拉伸电缆，或者对电缆接头施加过大的压力。扯坏或以其他方式损坏的电缆可能会导致产品出现故障、触电或火灾。

10 如果电缆被损坏，停止使用这类产品，并联系本地经销商或您所在区域的 Wacom





客户支持中心。

请勿让本品接触水或其他液体。

不要在 USB 接头或者本产品的任何其他地方放入任何非原配物品。如果在 USB 接头或者其他地方放入金属或其他非原配物品，可能会导致产品无法工作、着火、触电。请勿用任何有机溶剂（例如酒精）或中性清洁剂来清洁本产品和笔。使用这些清洁剂可能会损坏产品。这种损坏不在制造商保修范围内。

请勿在下列地点使用或存放本产品：

- 温度变化剧烈或超出规格范围（例如，室外或汽车内）





- 请勿在多尘的区域使用产品

打雷或发生雷暴时要避免使用本产品。若此时产品在充电，请立即停止充电。在这种天气情况下使用本产品可能会造成产品故障、火灾或触电。

请按照制造商建议、所有当地法律和法规处理旧电池。

Wacom 对因使用本产品而导致的任何损失或数据丢失不作任何担保。

为了避免可能发生的损坏或故障，请不要对本产品的按钮或底部电源开关用力过猛。

请勿让本产品坠落或使用它来敲击任何物体。否则，可能损坏本品。

12 请勿拆卸或改装，否则会引起漏液。





给产品充电。给产品充电时，仅可使用随附的 USB 电缆。

如果出现以下任何情况，应拔下 USB 电缆：

- USB 电缆已磨损或损坏。
- USB 电缆被雨水、液体浸湿或过度受潮。
- 怀疑 USB 电缆需要维修。

请勿将重物放置在该产品、无线移动快捷键和连接线上、反复过度弯曲连接线或用力按压连接线接头，否则可能会损坏装置或连接线。





## 产品规格

尺寸 (宽 x 高 x 深) : 135 x 52 x 10 毫米

重量 : 约 110 g

传输类型 : 2.4 GHz RF

电池类型 : 可再充电锂电池

充电时间 : 2 小时达到 80% 容量

连续工作时间 : 160 小时 (条件 : 每 30 秒按一下按钮)

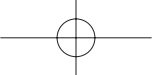


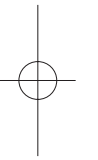
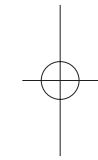
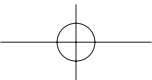
## Wacom产品保修条款

### 1 定义

- 1.1 “Wacom”指 Wacom Company Ltd. 于中国大陆的全资公司及唯一合法代表“和冠科技（北京）有限公司”及其品牌。
- 1.2 “Wacom 产品”指仅限于经由 Wacom 授权或认可的中国大陆区域内的授权代理商或授权零售商销售给最终用户的 Wacom 品牌的产品。



15

- 
- 
- 
- 
- 
- 
- 1.3 “客户”指接受 Wacom 或 Wacom 授权销售商就 Wacom 产品的销售作出的书面或口头报价，或其 Wacom 产品购买订单被 Wacom 或 Wacom 授权销售商接受的一方。
- 1.4 本条款仅适用于中国大陆区域，解释权归属 Wacom（和冠科技（北京）有限公司）专有。

## 2 有限保修条款

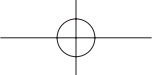
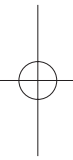
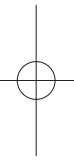
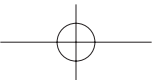
2.1 Wacom 向客户保证，除非另有规定，就 Wacom 产品的一般用途而言，Wacom 产品中的硬件产品将不存在影响正常使用的材料和工艺上的缺陷（软件和第三方产品除外）。在正常使用情况下的有效保修内，由于产品本身质量问题引起的非人为损坏的故障，客户凭有效购买证明（指包含销售商资料、产品名称、购买日期的原始购买发票），Wacom 将对存在瑕疵的 Wacom 硬件产品进行维修或更换，免收人工和备件费。

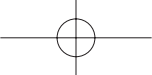


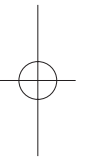
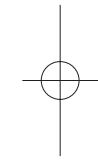
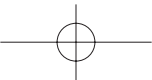


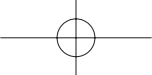
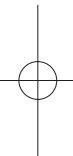
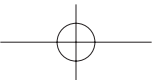


如果 Wacom 产品存在瑕疵，客户将享受下列服务：

- 2.1.1 自购买之日起 7 日内客户可在原购买处享有免费退机或者换机之服务或在 Wacom 公司享受免费保修服务；
- 2.1.2 自购买之日起 15 日内客户可以在原购买处享有免费换机之服务，或在 Wacom 公司享受免费保修服务；
- 2.1.3 自购买之日起 15 日以后的有效保修期内，客户可通过原购买处，或在 Wacom 公司享受免费保修服务；保修内容和有效保修期如下：  
ExpressKey Remote 无线移动快捷键的有效保修期为一年；

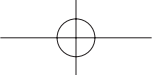
- 
- 
- 
- 
- 2.1.4 有效保修期的计算自开具发票之日计算，有效保修期最后一天为法定节假日的，以节假日的次日为有效保修期的最后一天。
- 2.1.5 客户如果无法出示有效购买发票和有效保修卡，Wacom 公司将以出厂日期后第 45 天为有效的起始日期为客户提供免费保修服务。
- 2.1.6 最终判定权归属 Wacom（和冠科技（北京）有限公司）。
- 2.2 上述有限保修条款不适用于下列情况：
- 2.2.1 包括但不限于电力、空调、湿度控制或其他环境条件发生故障或不稳定、意外事故；

- 
- 
- 
- 
- 
- 
- 2.2.2 由于客户或其雇员、销售商或任何第三方滥用、错误使用造成的上述各项，包括但不限于塑料断裂或破裂、电源问题、仓储问题、未经 Wacom 授权的维修、不按产品说明而使用、未进行所需的预防性维护以及使用非 Wacom 供应的配件和组件引起的各种问题等；
- 2.2.3 产品的自然磨损及其引起的维护，或者更换配件；
- 2.2.4 有效发票和保修卡上的内容和商品不符；
- 2.2.5 一切自然灾害造成的损失。

- 
- 
- 
- 2.3 在任何情况下，非 Wacom 品牌的第三方产品（软件和硬件）均不属于 Wacom 的有限保修范围。
- 2.4 Wacom 保证经维修或更换的 Wacom 产品在功能上将 Wacom 产品等同。
- 2.5 维修过的产品，对于同一故障，将在原来保修期剩下的时间里或从维修好之日起 90 天内仍被保修，以较长时间为准。
- 2.6 有限保修期满后，若属调校、维护或维修及配件更新性质的服务，均须收取配件及维修手续费。







2.7 当产品出现故障时，请拨打 Wacom 公司服务热线或发送电子邮件到 Support@wacom.com.cn 获得正确的服务信息。

## 2.8 送修流程

2.8.1 携带在保修项目内的故障 Wacom 硬件产品；

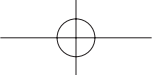
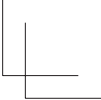
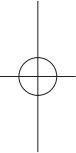
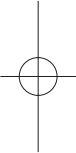
2.8.2 携带有效购买证明（指包含销售商资料、产品名称、购买日期的原始购买发票）及随机产品保修卡；

2.8.3 将产品送往原购买处或直接送往 Wacom 公司，送修及返回的一切费用应由客户承担。

### 3 免责条款及其他声明

- 3.1 由故障 Wacom 硬件产品直接或间接地引起其他连接设备所发生的故障不予负责。
- 3.2 软件引起的资料或其他应用软件损失不予负责。
- 3.3 更换下来的瑕疵备件归 Wacom 公司所有。
- 3.4 客户应对其数据的安全性自行负责。Wacom 公司不承担对数据，程序或可移动存储介质的损坏或丢失的责任。



- 
- 
- 
- 
- 3.5 除以上具体指明的责任之外，公司在任何情况下皆不对任何直接、间接、特殊、附带或继发性损害承担任何责任，无论是基于合同，过失或其他法律理论，以及是基于无论是否被告知有发生此类损害之可能。
- 3.6 任何 Wacom 的经销商或其授权维修点均无权代表 Wacom 公司承认或承担超出本保修条款范畴的义务，也无权放弃 Wacom 公司在本保修条款中列出的任何权利。
- 3.7 本售后服务条款的解释权归 Wacom（和冠科技（北京）有限公司）所有，

Wacom（和冠科技（北京）有限公司）保留调整保修范围、产品功能及规范等的权利，恕不另行通知。

3.8 本保修条款中若有与国家政策法规不一致之处，以国家规定为准。

#### 4 随机产品保修卡

4.1 Wacom 敬请客户妥善保管随机产品保修卡和购买证明（指包含销售商资料、产品名称、购买日期的原始购买发票），于申请维修时一并附上，否则此随机产品维修卡无效。

4.2 随机产品保修卡只适用于中国大陆区域，一旦遗失，恕不补发。





wacom®

©2015 Wacom Co., Ltd. All rights reserved.

Cintiq and Wacom are registered trademarks of Wacom Co., Ltd.

Other product and company names are trademarks and/or registered trademarks of the respective owners.

In addition, system and product names used in this manual are, in general, trademarks or registered trademarks of their respective developers or manufacturers. However, the ™ or ® marks are not used in this manual.

UM-0573

