



Excellence in Compliance Testing

Certification Exhibit

**FCC ID: HSW-XDM2510
IC: 4492A-XDM2510**

**FCC Rule Part: 15.247
IC Radio Standards Specification: RSS-210**

ACS Report Number: 11-0034.W06.11.A

Manufacturer: RFM/Cirronet
Model: XDM2510HP, XDM2510HC

Test Setup Photos




Figure 1: Radiated Emissions – Dipole Antenna




Figure 2: Radiated Emissions - Dipole Antenna



Figure 3: Radiated Emissions - Dipole Antenna




Figure 4: Radiated Emissions - Patch Antenna




Figure 5: Radiated Emissions - Patch Antenna



Figure 6: Radiated Emissions - Patch Antenna




Figure 7: Conducted Emissions – Dipole




Figure 8: Conducted Emissions – Dipole



Figure 9: Conducted Emissions – Dipole




Figure 10: Conducted Emissions – Patch




Figure 11: Conducted Emissions – Patch




Figure 12: Conducted Emissions – Patch