

US Tech Test Report:  
FCC ID:  
IC:  
Test Report Number:  
Issue Date:  
Customer:  
Model:

FCC Part 15/ RSS 247 Class II Permissive Change  
HSW-CCT24  
4492A-CCT24  
17-0439  
April 9, 2018  
Murata Electronics North America  
CCT24


## EXTERNAL PHOTOGRAPHS



Figure 1. CCT24 Radio Module (Top)

US Tech Test Report:  
FCC ID:  
IC:  
Test Report Number:  
Issue Date:  
Customer:  
Model:


FCC Part 15/ RSS 247 Class II Permissive Change  
HSW-CCT24  
4492A-CCT24  
17-0439  
April 9, 2018  
Murata Electronics North America  
CCT24



**Figure 2. CCT24 Radio Module (Bottom)**

US Tech Test Report:  
FCC ID:  
IC:  
Test Report Number:  
Issue Date:  
Customer:  
Model:

FCC Part 15/ RSS 247 Class II Permissive Change  
HSW-CCT24  
4492A-CCT24  
17-0439  
April 9, 2018  
Murata Electronics North America  
CCT24



**Figure 3. CP Beam Antenna**

US Tech Test Report:  
FCC ID:  
IC:  
Test Report Number:  
Issue Date:  
Customer:  
Model:

FCC Part 15/ RSS 247 Class II Permissive Change  
HSW-CCT24  
4492A-CCT24  
17-0439  
April 9, 2018  
Murata Electronics North America  
CCT24



Figure 4. Patch Antenna

US Tech Test Report:  
FCC ID:  
IC:  
Test Report Number:  
Issue Date:  
Customer:  
Model:

FCC Part 15/ RSS 247 Class II Permissive Change  
HSW-CCT24  
4492A-CCT24  
17-0439  
April 9, 2018  
Murata Electronics North America  
CCT24




Figure 5. Patch Antenna RF Connector Side

US Tech Test Report:  
FCC ID:  
IC:  
Test Report Number:  
Issue Date:  
Customer:  
Model:

FCC Part 15/ RSS 247 Class II Permissive Change  
HSW-CCT24  
4492A-CCT24  
17-0439  
April 9, 2018  
Murata Electronics North America  
CCT24




Figure 6. PIFA Antenna Side 1

US Tech Test Report:  
FCC ID:  
IC:  
Test Report Number:  
Issue Date:  
Customer:  
Model:

FCC Part 15/ RSS 247 Class II Permissive Change  
HSW-CCT24  
4492A-CCT24  
17-0439  
April 9, 2018  
Murata Electronics North America  
CCT24




Figure 7. PIFA Side 2

US Tech Test Report:  
FCC ID:  
IC:  
Test Report Number:  
Issue Date:  
Customer:  
Model:

FCC Part 15/ RSS 247 Class II Permissive Change  
HSW-CCT24  
4492A-CCT24  
17-0439  
April 9, 2018  
Murata Electronics North America  
CCT24

---



**Figure 8. Yagi Antenna**



US Tech Test Report:  
FCC ID:  
IC:  
Test Report Number:  
Issue Date:  
Customer:  
Model:

FCC Part 15/ RSS 247 Class II Permissive Change  
HSW-CCT24  
4492A-CCT24  
17-0439  
April 9, 2018  
Murata Electronics North America  
CCT24



**Figure 9. Corner Reflector Antenna**

US Tech Test Report:  
FCC ID:  
IC:  
Test Report Number:  
Issue Date:  
Customer:  
Model:

FCC Part 15/ RSS 247 Class II Permissive Change  
HSW-CCT24  
4492A-CCT24  
17-0439  
April 9, 2018  
Murata Electronics North America  
CCT24



**Figure 10. Corner Reflector Antenna, RF Connector Side**

US Tech Test Report:  
FCC ID:  
IC:  
Test Report Number:  
Issue Date:  
Customer:  
Model:

FCC Part 15/ RSS 247 Class II Permissive Change  
HSW-CCT24  
4492A-CCT24  
17-0439  
April 9, 2018  
Murata Electronics North America  
CCT24



**Figure 11. Omni (Dipole) Antenna**