

US Tech Test Report:
FCC ID:
Test Report Number:
Issue Date:
Customer:
Model:

FCC Part 95 Certification
HSW-608B
21-0024
March 15, 2021
Murata
WIT608B




Figure 1: EUT Top

US Tech Test Report:
FCC ID:
Test Report Number:
Issue Date:
Customer:
Model:

FCC Part 95 Certification
HSW-608B
21-0024
March 15, 2021
Murata
WIT608B




Figure 2: EUT Bottom

US Tech Test Report:
FCC ID:
Test Report Number:
Issue Date:
Customer:
Model:

FCC Part 95 Certification
HSW-608B
21-0024
March 15, 2021
Murata
WIT608B



Figure 3: EUT Front – Antenna Connection Port

US Tech Test Report:
FCC ID:
Test Report Number:
Issue Date:
Customer:
Model:

FCC Part 95 Certification
HSW-608B
21-0024
March 15, 2021
Murata
WIT608B



Figure 4: EUT Back – Connection to the Main PCB Board

US Tech Test Report:
FCC ID:
Test Report Number:
Issue Date:
Customer:
Model:

FCC Part 95 Certification
HSW-608B
21-0024
March 15, 2021
Murata
WIT608B



Figure 5: EUT Right Side

US Tech Test Report:
FCC ID:
Test Report Number:
Issue Date:
Customer:
Model:

FCC Part 95 Certification
HSW-608B
21-0024
March 15, 2021
Murata
WIT608B



Figure 6: EUT Left Side

US Tech Test Report:
FCC ID:
Test Report Number:
Issue Date:
Customer:
Model:

FCC Part 95 Certification
HSW-608B
21-0024
March 15, 2021
Murata
WIT608B




Figure 7: RF Module Shield - External

US Tech Test Report:
FCC ID:
Test Report Number:
Issue Date:
Customer:
Model:

FCC Part 95 Certification
HSW-608B
21-0024
March 15, 2021
Murata
WIT608B



Figure 8: RF Module Shield – Internal

US Tech Test Report:
FCC ID:
Test Report Number:
Issue Date:
Customer:
Model:

FCC Part 95 Certification
HSW-608B
21-0024
March 15, 2021
Murata
WIT608B



Figure 9: RF Module Shield, Empty