

PHOTOS OF THE TESTED EUT

The following photos are attached:

- | | |
|-----------|--------------------------|
| Photo 5. | Yagi Antenna |
| Photo 6. | Corner Reflector Antenna |
| Photo 7. | Large Patch Antenna |
| Photo 8. | Omni Antenna |
| Photo 9. | Parabolic Dish Antenna |
| Photo 10. | Whip Antenna |
| Photo 11. | Dipole Antenna |

Photo 5. Yagi Antenna



Photo 6.

Corner Reflector Antenna




Photo 7. Large Patch Antenna




Photo 8.

Omni Antenna



Photo 9. Parabolic Dish Antenna



Photo 10. Whip Gold Plate Antenna




Photo 11. Dipole Antenna

