

US Tech Test Report:  
FCC ID:  
IC:  
Test Report Number:  
Issue Date:  
Customer:  
Model:

FCC Part 15 Certification/ RSS 247  
HSW-2420  
4492A-2420  
21-0174  
July 1, 2021  
Murata Electronics North America  
WIT2420


## EXTERNAL PHOTOGRAPHS



Figure 1. Top of EUT

US Tech Test Report:  
FCC ID:  
IC:  
Test Report Number:  
Issue Date:  
Customer:  
Model:

FCC Part 15 Certification/ RSS 247  
HSW-2420  
4492A-2420  
21-0174  
July 1, 2021  
Murata Electronics North America  
WIT2420




**Figure 2. Bottom of EUT**

US Tech Test Report:  
FCC ID:  
IC:  
Test Report Number:  
Issue Date:  
Customer:  
Model:

FCC Part 15 Certification/ RSS 247  
HSW-2420  
4492A-2420  
21-0174  
July 1, 2021  
Murata Electronics North America  
WIT2420

---




**Figure 3. Left Side of EUT**

US Tech Test Report:  
FCC ID:  
IC:  
Test Report Number:  
Issue Date:  
Customer:  
Model:

FCC Part 15 Certification/ RSS 247  
HSW-2420  
4492A-2420  
21-0174  
July 1, 2021  
Murata Electronics North America  
WIT2420

---



**Figure 4. Right Side of EUT**

US Tech Test Report:  
FCC ID:  
IC:  
Test Report Number:  
Issue Date:  
Customer:  
Model:

FCC Part 15 Certification/ RSS 247  
HSW-2420  
4492A-2420  
21-0174  
July 1, 2021  
Murata Electronics North America  
WIT2420


---



**Figure 5. Front of EUT**

US Tech Test Report:  
FCC ID:  
IC:  
Test Report Number:  
Issue Date:  
Customer:  
Model:


FCC Part 15 Certification/ RSS 247  
HSW-2420  
4492A-2420  
21-0174  
July 1, 2021  
Murata Electronics North America  
WIT2420



**Figure 6. Back of EUT**

US Tech Test Report:  
FCC ID:  
IC:  
Test Report Number:  
Issue Date:  
Customer:  
Model:

FCC Part 15 Certification/ RSS 247  
HSW-2420  
4492A-2420  
21-0174  
July 1, 2021  
Murata Electronics North America  
WIT2420



**Figure 7. EUT with Radio Module Removed**

US Tech Test Report:  
FCC ID:  
IC:  
Test Report Number:  
Issue Date:  
Customer:  
Model:

FCC Part 15 Certification/ RSS 247  
HSW-2420  
4492A-2420  
21-0174  
July 1, 2021  
Murata Electronics North America  
WIT2420




**Figure 8. Back of Radio Module Removed from PCB**



US Tech Test Report:  
FCC ID:  
IC:  
Test Report Number:  
Issue Date:  
Customer:  
Model:

FCC Part 15 Certification/ RSS 247  
HSW-2420  
4492A-2420  
21-0174  
July 1, 2021  
Murata Electronics North America  
WIT2420



**Figure 9. Corner Reflector Antenna for Murata WIT2420**

<b>Manufacturer</b>	<b>Type</b>	<b>Gain</b>	<b>Connector</b>
Mobilemark	Corner Reflector	+9.0	Reverse N-Type

US Tech Test Report:  
FCC ID:  
IC:  
Test Report Number:  
Issue Date:  
Customer:  
Model:


FCC Part 15 Certification/ RSS 247  
HSW-2420  
4492A-2420  
21-0174  
July 1, 2021  
Murata Electronics North America  
WIT2420



**Figure 10. Corner Reflector Antenna on EUT**

US Tech Test Report:  
FCC ID:  
IC:  
Test Report Number:  
Issue Date:  
Customer:  
Model:

FCC Part 15 Certification/ RSS 247  
HSW-2420  
4492A-2420  
21-0174  
July 1, 2021  
Murata Electronics North America  
WIT2420



**Figure 11. Patch Antenna for Murata WIT2420**

<b>Manufacturer</b>	<b>Type</b>	<b>Gain</b>	<b>Connector</b>
Murata	Patch	+6.0	MMCX

US Tech Test Report:  
FCC ID:  
IC:  
Test Report Number:  
Issue Date:  
Customer:  
Model:

FCC Part 15 Certification/ RSS 247  
HSW-2420  
4492A-2420  
21-0174  
July 1, 2021  
Murata Electronics North America  
WIT2420



**Figure 12. Patch Antenna on EUT**

US Tech Test Report:  
FCC ID:  
IC:  
Test Report Number:  
Issue Date:  
Customer:  
Model:

FCC Part 15 Certification/ RSS 247  
HSW-2420  
4492A-2420  
21-0174  
July 1, 2021  
Murata Electronics North America  
WIT2420




**Figure 13. Dipole Antenna for Murata WIT2420**

<b>Manufacturer</b>	<b>Type</b>	<b>Gain</b>	<b>Connector</b>
Nearson	Dipole	+2.0	Reverse SMA

US Tech Test Report:  
FCC ID:  
IC:  
Test Report Number:  
Issue Date:  
Customer:  
Model:

FCC Part 15 Certification/ RSS 247  
HSW-2420  
4492A-2420  
21-0174  
July 1, 2021  
Murata Electronics North America  
WIT2420



**Figure 14. Dipole Antenna on EUT**