

PHOTOS OF THE TESTED EUT

The following photos are attached:

- Photo 1. EUT, 3 Dimensional Front View
- Photo 2. EUT, 3 Dimensional Rear View
- Photo 3. EUT, Top View with Cover Opened
- Photo 4. EUT, Top View of Board
- Photo 5. EUT, Bottom View of Board
- Photo 6. Antenna, ACE Dipole (M/N ACE-2400NF)
- Photo 7. Antenna, Cushcraft 14 dBi Yagi (M/N PC2415-RTNF)
- Photo 8. Antenna, Mobile Mark 6 dBi Omnidirectional (M/N OD6-2400-RTNC)
- Photo 9. Antenna, Mobile Mark 12 dBi Omnidirectional (M/N OD6-2400-RTNC)
- Photo 10. Antenna, Mobile Mark 14 dBi Corner Reflector, Front View (M/N SCR14-2400PTA-RTNC)
- Photo 11. Antenna, Mobile Mark 14 dBi Corner Reflector, Rear View (M/N SCR14-2400PTA-RTNC)
- Photo 12. Antenna, Mobile Mark Patch (M/N P7-2400RTNC)
- Photo 13. Antenna, Digital Wireless Corporation Patch, Front View (M/N PA2410)
- Photo 14. Antenna, Digital Wireless Corporation Patch, Rear View (M/N PA2410)

Photo 1. EUT, 3 Dimensional Front View




Photo 2. EUT, 3 Dimensional Rear View




Photo 3. EUT, Top View with Cover Opened




Photo 4. EUT, Top View of Board



Photo 5. EUT, Bottom View of Board

Photo 6. Antenna, ACE Dipole (M/N ACE-2400NF)




Photo 7. Antenna, Cushcraft 14 dBi Yagi (M/N PC2415-RTNF)



Photo 8. Antenna, Mobile Mark 6 dBi Omnidirectional (M/N OD6-2400-RTNC)




Photo 9. Antenna, Mobile Mark 12 dBi Omnidirectional (M/N OD6-2400-RTNC)




Photo 10. Antenna, Mobile Mark 14 dBi Corner Reflector, Front View
(M/N SCR14-2400PTA-RTNC)




Photo 11. Antenna, Mobile Mark 14 dBi Corner Reflector, Rear View
(M/N SCR14-2400PTA-RTNC)




Photo 12. Antenna, Mobile Mark Patch (M/N P7-2400RTNC)



P7-2400 shown wall mounted

Photo 13. Antenna, Digital Wireless Corporation Patch, Front View (M/N PA2410)




Photo 14. Antenna, Digital Wireless Corporation Patch, Rear View (M/N PA2410)

