


## 5 CONDUCTED AND RADIATED MEASUREMENT PHOTOS

5.1 Test setup, conducted emission with chip card reader, front side view



**SIEMENS**  
**NIXDORF**


Siemens Nixdorf Informationssysteme AG  
Personal Computer Scenic Pro C6

FCC Identifier:  
HSSSCENICC603


Date: Apr 27, 1998

Page:  
25/104


5.2 Test setup, conducted emission with, chip card reader, rear side view




5.3 Test setup, conducted emission with second serial printer, front side view




5.4 Test setup, conducted emission with second serial printer, rear side view



5.6 Test setup, radiated emission with chip card reader, rear side view



5.7 Test setup, radiated emission with chip card reader, rear side view



**SIEMENS**  
**NIXDORF**


Siemens Nixdorf Informationssysteme AG  
Personal Computer Scenic Pro C6

FCC Identifier:  
HSSSCENIC603

Date: Apr 27, 1998

Page:  
31/104

5.8 Test setup, radiated emission with second serial printer, front side view



5.9 Test setup, radiated emission with second serial printer, rear side view



**SIEMENS**  
**NIXDORF**

Siemens Nixdorf Informationssysteme AG  
Personal Computer Scenic Pro C6


FCC Identifier:  
HSSCENIC602

Date: Apr 27, 1998

Page:  
33/104



5.10 Test setup, radiated emission with second serial printer, rear side view



**SIEMENS**  
**NIXDORF**

Siemens Nixdorf Informationssysteme AG  
Personal Computer Scenic Pro C6

FCC Identifier:  
HSSCENICC603

Date: Apr 27, 1998

Page:  
34/104