

Appendix B: Test Results of Radiated Spurious Emissions

Band Edges, 2.31GHz ~ 2.9GHz

802.11b

Low Channel (Horizontal) Peak

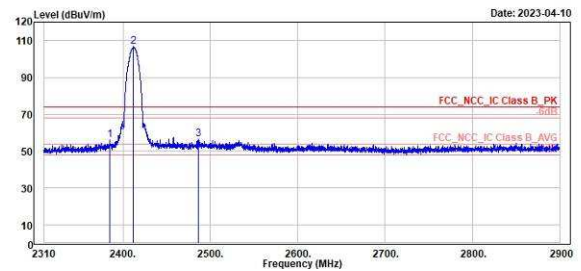
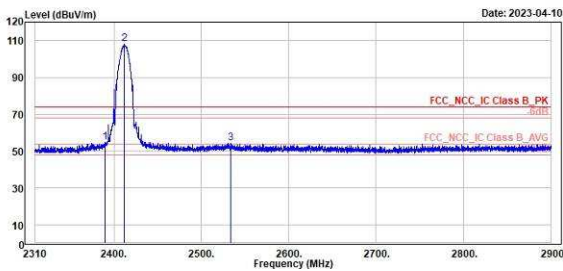
Low Channel (Vertical) Peak



TUV Rheinland Taiwan Ltd.
No. 458-18, Sec 2, Fenliao, Linkou Dist., New Taipei City 244, Taiwan(R.O.C.)
Tel: +886-2172-1000 Fax: +886-2172-1322



TUV Rheinland Taiwan Ltd.
No. 458-18, Sec 2, Fenliao, Linkou Dist., New Taipei City 244, Taiwan(R.O.C.)
Tel: +886-2172-1000 Fax: +886-2172-1322



Freq	Level	Read	Limit	Over	APos	TPos	Remark	Pol/Phase	Note
MHz	dBuV/m	dBuV	dB/m	dBuV/m	dB	cm	deg		
1	2389.768	54.94	17.84	37.10	74.00	-19.06	254	191 Peak	Horizontal
2	2412.000	107.98	70.79	37.19	74.00	33.98	254	191 Peak	Horizontal
3	2533.492	54.46	17.60	37.46	74.00	-19.54	254	191 Peak	Horizontal

Freq	Level	Read	Limit	Over	APos	TPos	Remark	Pol/Phase	Note
MHz	dBuV/m	dBuV	dB/m	dBuV/m	dB	cm	deg		
1	2384.938	56.18	19.09	37.09	74.00	-17.82	129	149 Peak	Vertical
2	2412.000	106.57	69.38	37.19	74.00	32.57	129	149 Peak	Vertical
3	2485.938	56.54	19.05	37.49	74.00	-17.46	129	149 Peak	Vertical

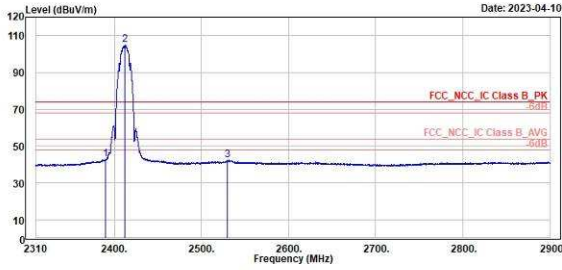
802.11b

Low Channel (Horizontal) Average

Low Channel (Vertical) Average



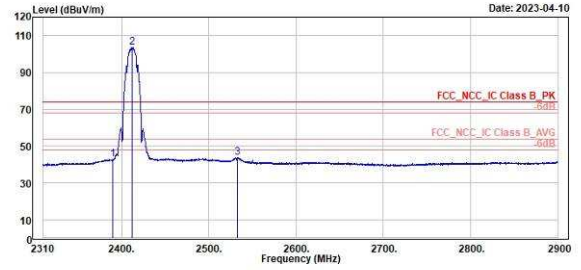
TUV Rheinland Taiwan Ltd.
No. 458-18, Sec 2, Fenliao, Linkou Dist., New Taipei City 244, Taiwan(R.O.C.)
Tel: +886-2172-1000 Fax: +886-2172-1322



1	2	3
2389.414	2412.000	2530.079
42.60	104.91	42.35
5.58	67.62	4.88
37.19	37.19	37.47
54.00	54.00	54.00
-11.32	30.81	-11.65
254	254	254
191	191	191
Average	Average	Average
Horizontal	Horizontal	Horizontal



TUV Rheinland Taiwan Ltd.
No. 458-18, Sec 2, Fenliao, Linkou Dist., New Taipei City 244, Taiwan(R.O.C.)
Tel: +886-2172-1000 Fax: +886-2172-1322



1	2	3
2389.768	2412.000	2532.666
42.70	103.66	43.82
5.68	66.87	6.36
37.19	37.19	37.46
54.00	54.00	54.00
-11.20	49.66	-10.18
129	129	129
149	149	149
Average	Average	Average
Vertical	Vertical	Vertical

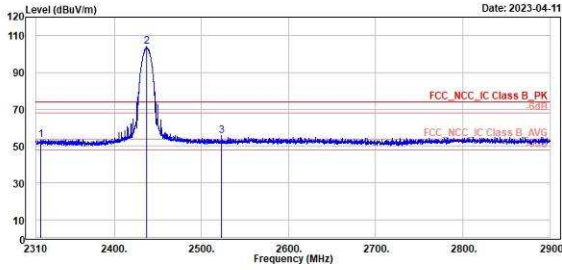
802.11b

Middle Channel (Horizontal) Peak

Middle Channel (Vertical) Peak



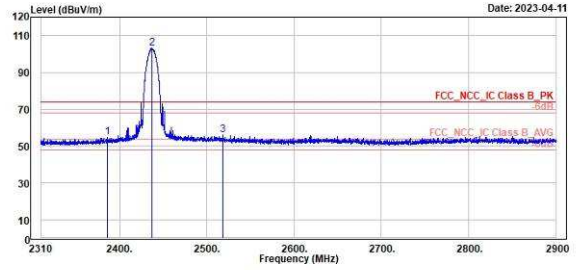
TUV Rheinland Taiwan Ltd.
No. 458-18, Sec 2, Fenliao, Linkou Dist., New Taipei City 244, Taiwan(R.O.C.)
Tel: +886-2172-1000 Fax: +886-2172-1322



Freq	Level	Read Level	Factor	Limit Line	Over Limit	APos	TPos	Remark	Pol/Phase	Note
MHz	dBuV/m	dBuV	dB/m	dBuV/m	dB	cm	deg			
1	2315.782	53.58	16.32	37.26	74.00	-20.42	348	192 Peak	Horizontal	
2	2437.000	103.92	66.24	37.68	74.00	29.92	348	192 Peak	Horizontal	
3	2522.872	55.87	17.99	37.88	74.00	-18.13	348	192 Peak	Horizontal	



TUV Rheinland Taiwan Ltd.
No. 458-18, Sec 2, Fenliao, Linkou Dist., New Taipei City 244, Taiwan(R.O.C.)
Tel: +886-2172-1000 Fax: +886-2172-1322



Freq	Level	Read Level	Factor	Limit Line	Over Limit	APos	TPos	Remark	Pol/Phase	Note
MHz	dBuV/m	dBuV	dB/m	dBuV/m	dB	cm	deg			
1	2385.756	54.77	17.21	37.56	74.00	-19.23	100	148 Peak	Vertical	
2	2437.000	103.26	65.58	37.68	74.00	29.26	100	148 Peak	Vertical	
3	2518.034	56.16	18.29	37.87	74.00	-17.84	100	148 Peak	Vertical	

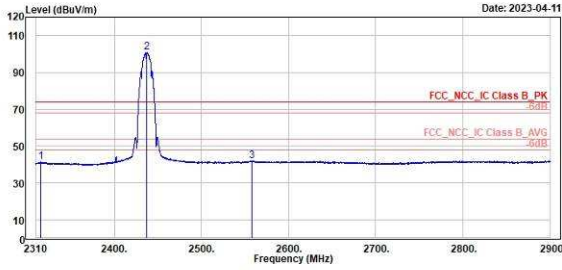
802.11b

Middle Channel (Horizontal) Average

Middle Channel (Vertical) Average



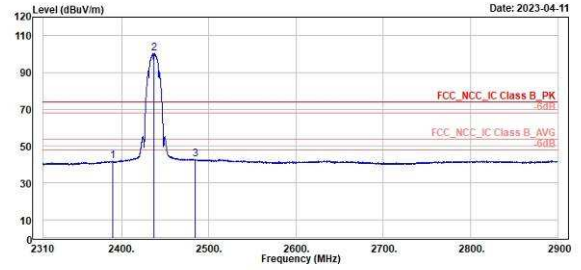
TUV Rheinland Taiwan Ltd.
No. 458-18, Sec 2, Fenliao, Linkou Dist., New Taipei City 244, Taiwan(R.O.C.)
Tel: +886-2172-1000 Fax: +886-2172-1322



1	2	3
2315.546	2437.000	2557.800
41.30	108.04	42.13
4.12	63.16	4.21
37.26	37.68	37.92
54.00	54.00	54.00
-12.62	46.84	-11.87
348	348	348
192	192	192
Average	average	Average
Horizontal	Horizontal	Horizontal



TUV Rheinland Taiwan Ltd.
No. 458-18, Sec 2, Fenliao, Linkou Dist., New Taipei City 244, Taiwan(R.O.C.)
Tel: +886-2172-1000 Fax: +886-2172-1322



1	2	3
2389.532	2437.000	2484.168
41.83	108.35	42.77
4.25	62.67	4.97
37.58	37.68	37.80
54.00	54.00	54.00
-12.17	46.35	-11.23
300	300	300
148	148	148
Average	Average	Average
Vertical	Vertical	Vertical

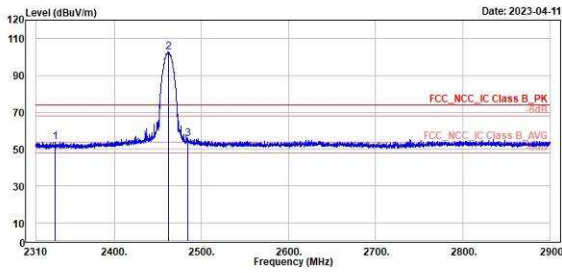
802.11b

High Channel (Horizontal) Peak

High Channel (Vertical) Peak



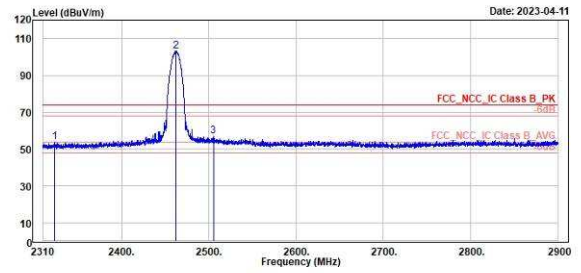
TUV Rheinland Taiwan Ltd.
No. 458-18, Sec 2, Fenliao, Linkou Dist., New Taipei City 244, Taiwan(R.O.C.)
Tel: +886-2172-1000 Fax: +886-2172-1322



1	2	3
2331.712	2462.000	2484.876
53.85	102.83	55.86
16.54	65.19	18.06
37.31	37.73	37.80
74.00	74.00	74.00
-20.15	28.83	-18.14
222	222	222
198 Peak	198 Peak	198 Peak
Horizontal	Horizontal	Horizontal



TUV Rheinland Taiwan Ltd.
No. 458-18, Sec 2, Fenliao, Linkou Dist., New Taipei City 244, Taiwan(R.O.C.)
Tel: +886-2172-1000 Fax: +886-2172-1322



1	2	3
2322.980	2462.000	2505.172
53.87	103.29	56.98
16.58	65.47	19.12
37.29	37.73	37.86
74.00	74.00	74.00
-20.13	29.20	-17.02
157	157	157
150 Peak	150 Peak	150 Peak
Vertical	Vertical	Vertical

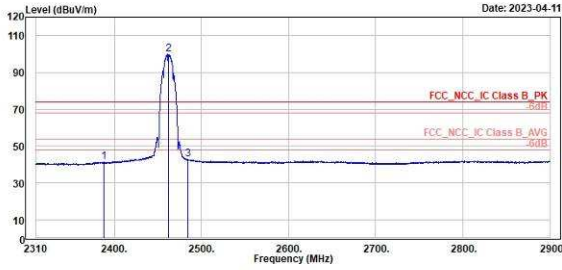
802.11b

High Channel (Horizontal) Average

High Channel (Vertical) Average



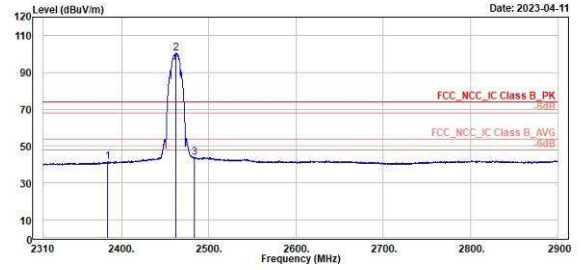
TUV Rheinland Taiwan Ltd.
No. 458-18, Sec 2, Fenliao, Linkou Dist., New Taipei City 244, Taiwan(R.O.C.)
Tel: +886-2172-1000 Fax: +886-2172-1322



1	2	3
Level	Level	Level
dBuV/m	dBuV/m	dBuV/m
41.39	99.81	42.87
3.82	62.08	5.07
37.57	37.73	37.80
54.00	54.00	54.00
-12.61	45.81	-11.13
222	222	222
198 Average	198 Average	198 Average
Horizontal	Horizontal	Horizontal



TUV Rheinland Taiwan Ltd.
No. 458-18, Sec 2, Fenliao, Linkou Dist., New Taipei City 244, Taiwan(R.O.C.)
Tel: +886-2172-1000 Fax: +886-2172-1322



1	2	3
Level	Level	Level
dBuV/m	dBuV/m	dBuV/m
41.37	99.26	43.82
3.02	62.53	6.02
37.55	37.73	37.80
54.00	54.00	54.00
-12.63	45.26	-10.18
157	157	157
150 Average	150 Average	150 Average
Vertical	Vertical	Vertical

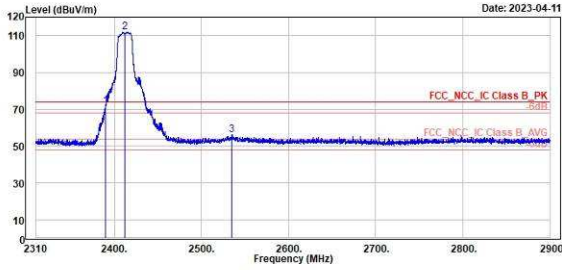
802.11g

Low Channel (Horizontal) Peak

Low Channel (Vertical) Peak



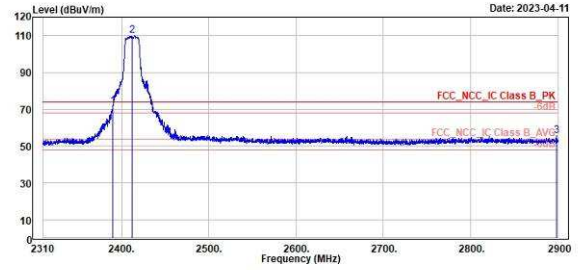
TUV Rheinland Taiwan Ltd.
No. 458-18, Sec 2, Fenliao, Linkou Dist., New Taipei City 264, Taiwan(R.O.C.)
Tel: +886-2172-1000 Fax: +886-2172-1322



Freq	Level	Read	Level	Factor	Limit	Over	APos	TPos	Remark	Pol/Phase	Note
MHz	dBuV/m	dBuV	dB/m	dB/m	dBuV/m	dB	cm	deg			
1 2390.004	71.70	34.12	37.58	74.00	-2.30	400	188	Peak	Horizontal		
2 * 2412.000	111.93	74.20	37.65	74.00	37.83	400	188	Peak	Horizontal		
3 2535.026	56.19	18.30	37.89	74.00	-17.81	400	188	Peak	Horizontal		



TUV Rheinland Taiwan Ltd.
No. 458-18, Sec 2, Fenliao, Linkou Dist., New Taipei City 264, Taiwan(R.O.C.)
Tel: +886-2172-1000 Fax: +886-2172-1322



Freq	Level	Read	Level	Factor	Limit	Over	APos	TPos	Remark	Pol/Phase	Note
MHz	dBuV/m	dBuV	dB/m	dB/m	dBuV/m	dB	cm	deg			
1 2389.886	71.62	34.04	37.58	74.00	-2.38	143	147	Peak	Vertical		
2 * 2412.000	110.05	72.40	37.65	74.00	36.05	143	147	Peak	Vertical		
3 2897.876	55.60	17.19	38.41	74.00	-18.40	143	147	Peak	Vertical		

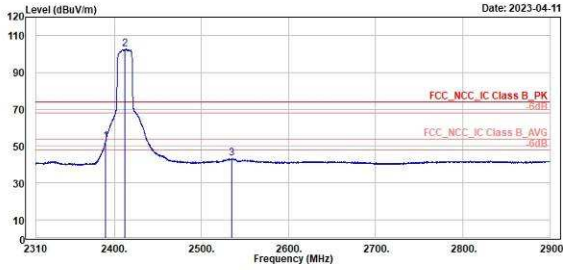
802.11g

Low Channel (Horizontal) Average

Low Channel (Vertical) Average



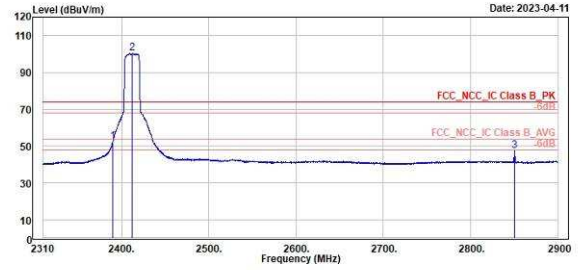
TUV Rheinland Taiwan Ltd.
No. 458-18, Sec 2, Fenliao, Linkou Dist., New Taipei City 264, Taiwan(R.O.C.)
Tel: +886-2172-1000 Fax: +886-2172-1322



Freq	Level	Read	Level	Factor	Limit	Over	APos	TPos	Remark	Pol/Phase	Note
MHz	dBuV/m	dBuV	dB/m	dB/m	dBuV/m	dB	cm	deg			
1 2390.004	52.63	15.05	37.58	54.00	-1.37	400	188	Average	Horizontal		
2 * 2412.000	102.50	64.93	37.65	54.00	48.50	400	188	Average	Horizontal		
3 2534.988	43.21	5.32	37.89	54.00	-10.79	400	188	Average	Horizontal		



TUV Rheinland Taiwan Ltd.
No. 458-18, Sec 2, Fenliao, Linkou Dist., New Taipei City 264, Taiwan(R.O.C.)
Tel: +886-2172-1000 Fax: +886-2172-1322



Freq	Level	Read	Level	Factor	Limit	Over	APos	TPos	Remark	Pol/Phase	Note
MHz	dBuV/m	dBuV	dB/m	dB/m	dBuV/m	dB	cm	deg			
1 2389.886	52.30	14.72	37.58	54.00	-1.70	143	147	Average	Vertical		
2 * 2412.000	100.22	62.57	37.65	54.00	46.22	143	147	Average	Vertical		
3 2850.886	47.54	9.38	38.16	54.00	-6.46	143	147	Average	Vertical		

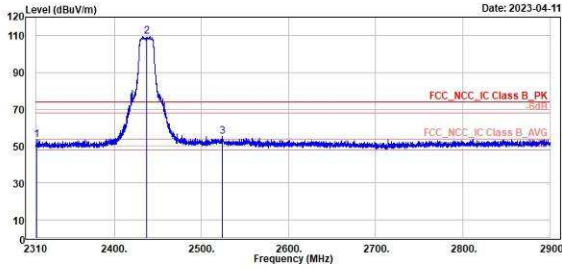
802.11g

Middle Channel (Horizontal) Peak

Middle Channel (Vertical) Peak



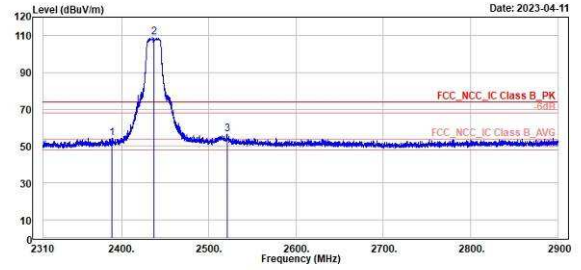
TUV Rheinland Taiwan Ltd.
No. 458-18, Sec 2, Fenliao, Linkou Dist., New Taipei City 264, Taiwan(R.O.C.)
Tel: +886-2172-1000 Fax: +886-2172-1322



1	2	3
2318.472	2437.000	2524.288
53.20	109.72	55.39
16.41	72.36	17.92
36.79	37.36	37.47
74.00	74.00	74.00
-20.80	35.72	-18.61
192	192	192
200	200	200
Peak	Peak	Peak
Horizontal	Horizontal	Horizontal



TUV Rheinland Taiwan Ltd.
No. 458-18, Sec 2, Fenliao, Linkou Dist., New Taipei City 264, Taiwan(R.O.C.)
Tel: +886-2172-1000 Fax: +886-2172-1322



1	2	3
2388.824	2437.000	2520.866
54.34	108.86	56.55
17.24	71.50	19.07
37.10	37.36	37.48
74.00	74.00	74.00
-19.66	34.66	-17.45
100	100	100
150	150	150
Peak	Peak	Peak
Vertical	Vertical	Vertical

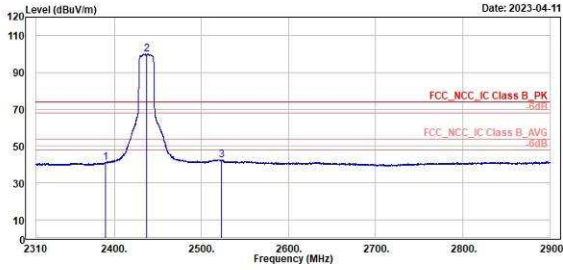
802.11g

Middle Channel (Horizontal) Average

Middle Channel (Vertical) Average



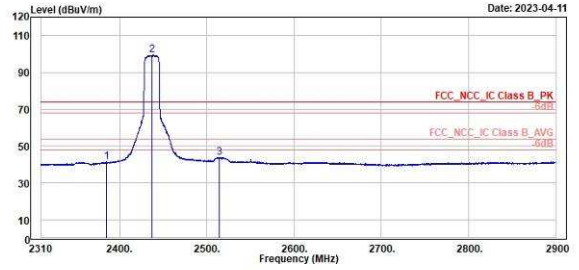
TUV Rheinland Taiwan Ltd.
No. 458-18, Sec 2, Fenliao, Linkou Dist., New Taipei City 264, Taiwan(R.O.C.)
Tel: +886-2172-1000 Fax: +886-2172-1322



Freq	Level	Read	Level	Factor	Limit	Over	APos	TPos	Remark	Pol/Phase	Note
MHz	dBuV/m	dBuV	dB/m	dBuV/m	dB	dB	cm	deg			
1	2390.004	41.22	4.12	37.10	54.00	-12.78	192	200	Average	Horizontal	
2	2437.000	99.90	62.54	37.36	54.00	45.90	192	200	average	Horizontal	
3	2523.226	42.63	5.16	37.47	54.00	-11.37	192	200	Average	Horizontal	



TUV Rheinland Taiwan Ltd.
No. 458-18, Sec 2, Fenliao, Linkou Dist., New Taipei City 264, Taiwan(R.O.C.)
Tel: +886-2172-1000 Fax: +886-2172-1322



Freq	Level	Read	Level	Factor	Limit	Over	APos	TPos	Remark	Pol/Phase	Note
MHz	dBuV/m	dBuV	dB/m	dBuV/m	dB	dB	cm	deg			
1	2384.694	41.36	4.27	37.09	54.00	-12.64	100	150	Average	Vertical	
2	2437.000	99.28	61.92	37.36	54.00	45.28	100	150	Average	Vertical	
3	2514.494	43.88	6.40	37.48	54.00	-10.12	100	150	Average	Vertical	

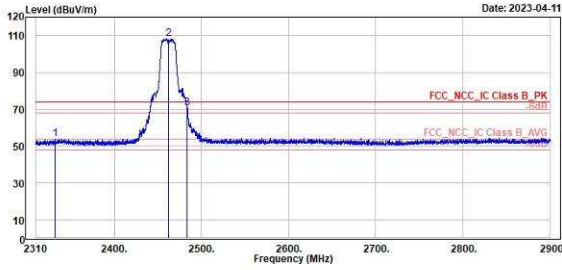
802.11g

High Channel (Horizontal) Peak

High Channel (Vertical) Peak



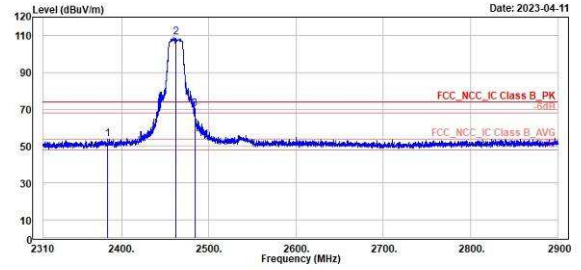
TUV Rheinland Taiwan Ltd.
No. 458-18, Sec 2, Fenliao, Linkou Dist., New Taipei City 244, Taiwan(R.O.C.)
Tel: +886-2172-1000 Fax: +886-2172-1322



Freq	Level	Read	Level	Factor	Limit	Over	APos	TPos	Remark	Pol/Phase	Note
MHz	dBuV/m	dBuV	dB/m	dB/m	dBuV/m	dB	cm	deg			
1	2331.712	53.84	16.98	36.94	74.00	-20.16	343	200	Peak	Horizontal	
2	* 2462.000	108.27	78.09	37.47	74.00	34.27	343	200	Peak	Horizontal	
3	! 2483.460	70.76	33.28	37.48	74.00	-3.24	343	200	Peak	Horizontal	



TUV Rheinland Taiwan Ltd.
No. 458-18, Sec 2, Fenliao, Linkou Dist., New Taipei City 244, Taiwan(R.O.C.)
Tel: +886-2172-1000 Fax: +886-2172-1322



Freq	Level	Read	Level	Factor	Limit	Over	APos	TPos	Remark	Pol/Phase	Note
MHz	dBuV/m	dBuV	dB/m	dB/m	dBuV/m	dB	cm	deg			
1	2384.458	53.86	16.77	37.09	74.00	-20.14	126	151	Peak	Vertical	
2	* 2462.000	108.95	71.48	37.47	74.00	34.95	126	151	Peak	Vertical	
3	! 2483.932	70.13	32.64	37.49	74.00	-3.87	126	151	Peak	Vertical	

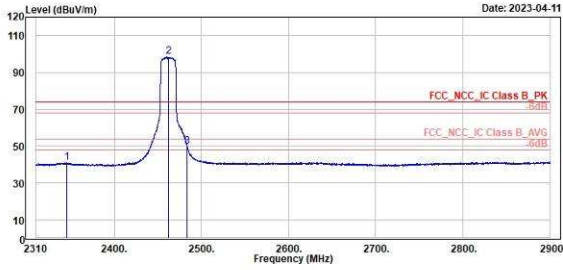
802.11g

High Channel (Horizontal) Average

High Channel (Vertical) Average



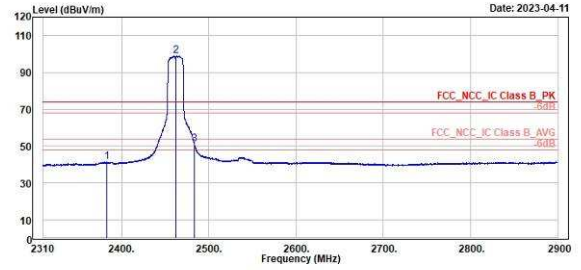
TUV Rheinland Taiwan Ltd.
No. 458-18, Sec 2, Fenliao, Linkou Dist., New Taipei City 244, Taiwan(R.O.C.)
Tel: +886-2172-1000 Fax: +886-2172-1322



1	2	3	Read Level	Factor	Limit Line	Over Limit	APos	TPos	Remark	Pol/Phase	Note
MHz	dBuV/m	dBuV	dB/m	dBuV/m	dB	cm	deg				
2345.046	49.96	3.93	37.83	54.00	-13.04	343	200	Average	Horizontal		
2462.000	98.59	61.12	37.47	54.00	44.59	343	200	average	Horizontal		
2483.460	49.82	12.34	37.48	54.00	-4.18	343	200	Average	Horizontal		



TUV Rheinland Taiwan Ltd.
No. 458-18, Sec 2, Fenliao, Linkou Dist., New Taipei City 244, Taiwan(R.O.C.)
Tel: +886-2172-1000 Fax: +886-2172-1322



1	2	3	Read Level	Factor	Limit Line	Over Limit	APos	TPos	Remark	Pol/Phase	Note
MHz	dBuV/m	dBuV	dB/m	dBuV/m	dB	cm	deg				
2383.160	41.53	4.44	37.89	54.00	-12.47	126	151	Average	Vertical		
2462.000	98.92	61.55	37.47	54.00	45.02	126	151	Average	Vertical		
2483.460	50.88	13.40	37.48	54.00	-3.12	126	151	Average	Vertical		

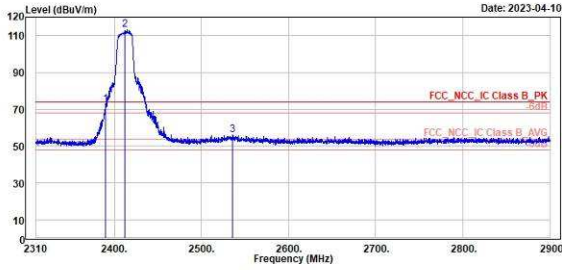
802.11n HT20

Low Channel (Horizontal) Peak

Low Channel (Vertical) Peak



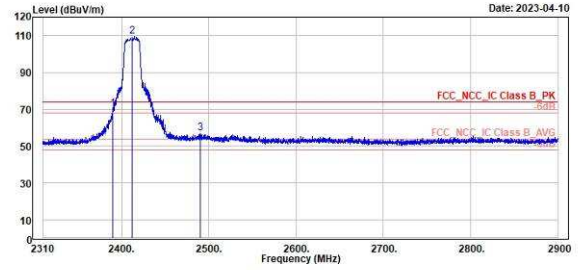
TUV Rheinland Taiwan Ltd.
No. 458-18, Sec 2, Fenliao, Linkou Dist., New Taipei City 244, Taiwan(R.O.C.)
Tel: +886-2172-1000 Fax: +886-2172-1322



Freq	Level	Read	Level	Factor	Limit	Over	Apos	TPos	Remark	Pol/Phase	Note
MHz	dBuV/m	dBuV	dB/m	dB/m	dBuV/m	dB	cm	deg			
1	2390.004	72.42	34.84	37.58	74.00	-1.58	400	182	Peak	Horizontal	
2	2412.000	112.39	75.34	37.05	74.00	30.99	400	182	Peak	Horizontal	
3	2535.734	55.92	18.03	37.89	74.00	-18.08	400	182	Peak	Horizontal	



TUV Rheinland Taiwan Ltd.
No. 458-18, Sec 2, Fenliao, Linkou Dist., New Taipei City 244, Taiwan(R.O.C.)
Tel: +886-2172-1000 Fax: +886-2172-1322



Freq	Level	Read	Level	Factor	Limit	Over	Apos	TPos	Remark	Pol/Phase	Note
MHz	dBuV/m	dBuV	dB/m	dB/m	dBuV/m	dB	cm	deg			
1	2389.886	70.27	32.69	37.58	74.00	-3.73	142	149	Peak	Vertical	
2	2412.000	109.30	71.65	37.65	74.00	35.30	142	149	Peak	Vertical	
3	2489.950	57.11	19.29	37.82	74.00	-16.89	142	149	Peak	Vertical	

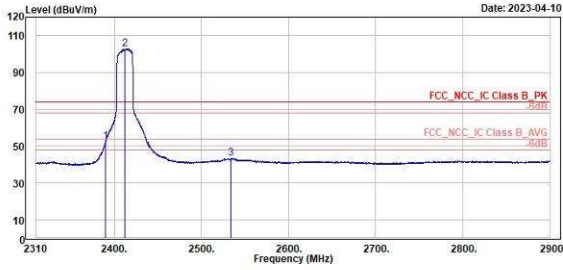
802.11n HT20

Low Channel (Horizontal) Average

Low Channel (Vertical) Average



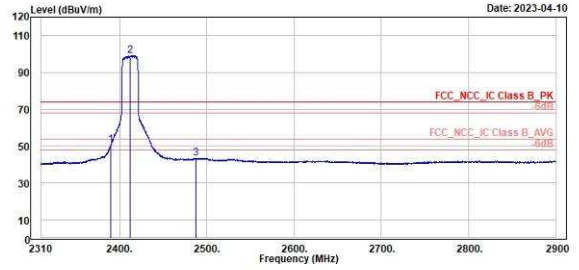
TUV Rheinland Taiwan Ltd.
No. 458-18, Sec 2, Fenliao, Linkou Dist., New Taipei City 244, Taiwan(R.O.C.)
Tel: +886-2172-1000 Fax: +886-2172-1322



Freq	Level	Read	Level	Factor	Limit	Over	APos	TPos	Remark	Pol/Phase	Note
MHz	dBuV/m	dBuV	dB/m	dB/m	dBuV/m	dB	cm	deg			
1	2390.004	52.53	14.95	37.58	54.00	-1.47	400	182	Average	Horizontal	
2	2412.000	102.05	65.00	37.05	54.00	48.05	400	182	average	Horizontal	
3	2533.964	43.37	5.48	37.89	54.00	-10.63	400	182	Average	Horizontal	



TUV Rheinland Taiwan Ltd.
No. 458-18, Sec 2, Fenliao, Linkou Dist., New Taipei City 244, Taiwan(R.O.C.)
Tel: +886-2172-1000 Fax: +886-2172-1322



Freq	Level	Read	Level	Factor	Limit	Over	APos	TPos	Remark	Pol/Phase	Note
MHz	dBuV/m	dBuV	dB/m	dB/m	dBuV/m	dB	cm	deg			
1	2390.004	50.55	12.97	37.58	54.00	-3.45	142	149	Average	Vertical	
2	2412.000	99.09	61.44	37.65	54.00	45.09	142	149	Average	Vertical	
3	2487.590	43.56	5.74	37.82	54.00	-10.44	142	149	Average	Vertical	

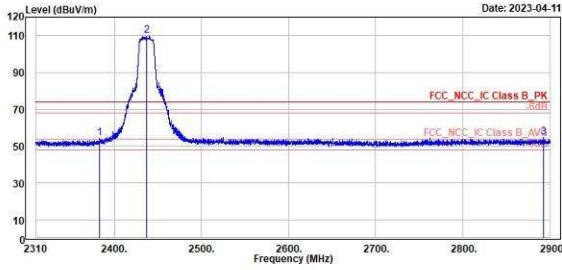
802.11n HT20

Middle Channel (Horizontal) Peak

Middle Channel (Vertical) Peak



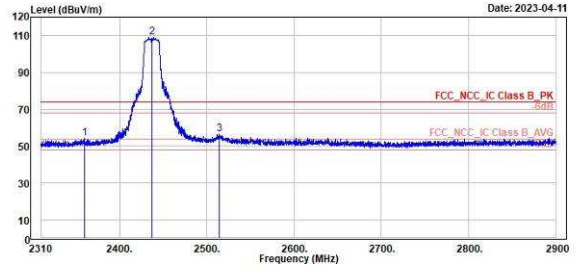
TUV Rheinland Taiwan Ltd.
No. 458-18, Sec 2, Fenliao, Linkou Dist., New Taipei City 264, Taiwan(R.O.C.)
Tel: +886-2172-1000 Fax: +886-2172-1322



Freq	Level	Read	Level	Factor	Limit	Over	Apos	TPos	Remark	Pol/Phase	Note
MHz	dBuV/m	dBuV	dB/m	dB/m	dBuV/m	dB	cm	deg			
1	2383.168	54.18	17.81	37.89	74.00	-19.96	222	197	Peak	Horizontal	
2	2437.000	109.93	72.57	37.36	74.00	35.93	222	197	Peak	Horizontal	
3	2892.448	54.83	16.90	37.93	74.00	-19.17	222	197	Peak	Horizontal	



TUV Rheinland Taiwan Ltd.
No. 458-18, Sec 2, Fenliao, Linkou Dist., New Taipei City 264, Taiwan(R.O.C.)
Tel: +886-2172-1000 Fax: +886-2172-1322



Freq	Level	Read	Level	Factor	Limit	Over	Apos	TPos	Remark	Pol/Phase	Note
MHz	dBuV/m	dBuV	dB/m	dB/m	dBuV/m	dB	cm	deg			
1	2359.678	54.23	17.16	37.87	74.00	-19.77	100	151	Peak	Vertical	
2	2437.000	108.84	71.48	37.36	74.00	34.84	100	151	Peak	Vertical	
3	2514.376	56.43	18.95	37.48	74.00	-17.57	100	151	Peak	Vertical	

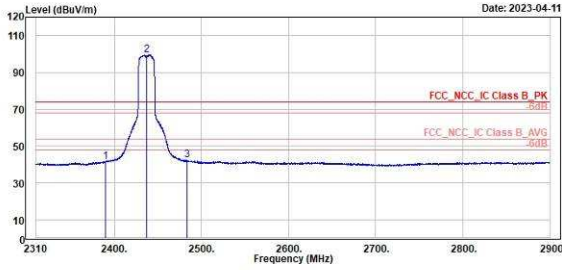
802.11n HT20

Middle Channel (Horizontal) Average

Middle Channel (Vertical) Average



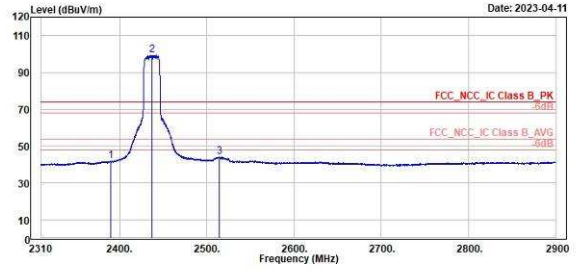
TUV Rheinland Taiwan Ltd.
No. 458-18, Sec 2, Fenliao, Linkou Dist., New Taipei City 244, Taiwan(R.O.C.)
Tel: +886-2172-1000 Fax: +886-2172-1322



Freq	Level	Read	Level	Factor	Limit	Over	Apos	TPos	Remark	Pol/Phase	Note
MHz	dBuV/m	dBuV	dB/m	dBuV/m	dB	dB	cm	deg			
1	2389.532	41.67	4.57	37.10	54.00	-12.33	222	197	Average	Horizontal	
2	2437.000	99.49	62.13	37.36	54.00	45.49	222	197	Average	Horizontal	
3	2483.460	42.25	4.77	37.48	54.00	-11.75	222	197	Average	Horizontal	



TUV Rheinland Taiwan Ltd.
No. 458-18, Sec 2, Fenliao, Linkou Dist., New Taipei City 244, Taiwan(R.O.C.)
Tel: +886-2172-1000 Fax: +886-2172-1322



Freq	Level	Read	Level	Factor	Limit	Over	Apos	TPos	Remark	Pol/Phase	Note
MHz	dBuV/m	dBuV	dB/m	dBuV/m	dB	dB	cm	deg			
1	2389.650	41.94	4.64	37.10	54.00	-12.06	100	151	Average	Vertical	
2	2437.000	99.41	62.05	37.36	54.00	45.41	100	151	Average	Vertical	
3	2514.494	44.11	6.63	37.48	54.00	-9.89	100	151	Average	Vertical	

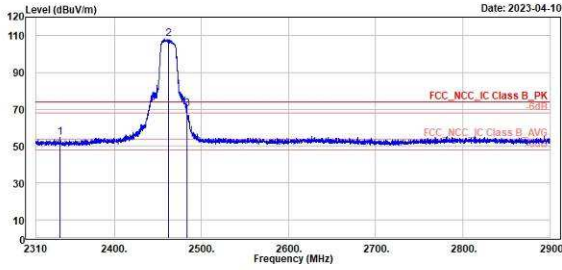
802.11n HT20

High Channel (Horizontal) Peak

High Channel (Vertical) Peak



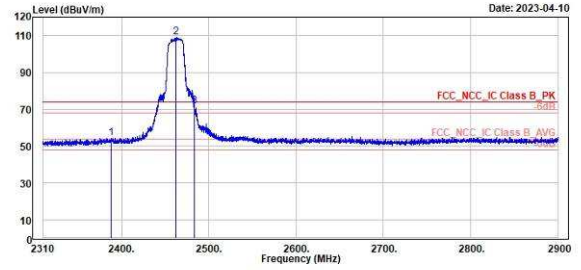
TUV Rheinland Taiwan Ltd.
No. 458-18, Sec 2, Fenliao, Linkou Dist., New Taipei City 244, Taiwan(R.O.C.)
Tel: +886-2172-1000 Fax: +886-2172-1322



Freq	Level	Read Level	Factor	Limit Line	Over Limit	APos	TPos	Remark	Pol/Phase	Note
MHz	dBuV/m	dBuV	dB/m	dBuV/m	dB	cm	deg			
1	2337.966	54.86	17.52	37.34	74.00	-19.14	222	198 Peak	Horizontal	
2	* 2462.000	108.03	70.30	37.73	74.00	34.03	222	198 Peak	Horizontal	
3	! 2483.460	70.41	32.61	37.80	74.00	-3.59	222	198 Peak	Horizontal	



TUV Rheinland Taiwan Ltd.
No. 458-18, Sec 2, Fenliao, Linkou Dist., New Taipei City 244, Taiwan(R.O.C.)
Tel: +886-2172-1000 Fax: +886-2172-1322



Freq	Level	Read Level	Factor	Limit Line	Over Limit	APos	TPos	Remark	Pol/Phase	Note
MHz	dBuV/m	dBuV	dB/m	dBuV/m	dB	cm	deg			
1	2387.526	54.42	16.85	37.57	74.00	-19.58	159	152 Peak	Vertical	
2	* 2462.000	108.03	71.30	37.73	74.00	35.03	159	152 Peak	Vertical	
3	! 2483.578	71.50	33.70	37.80	74.00	-2.50	159	152 Peak	Vertical	

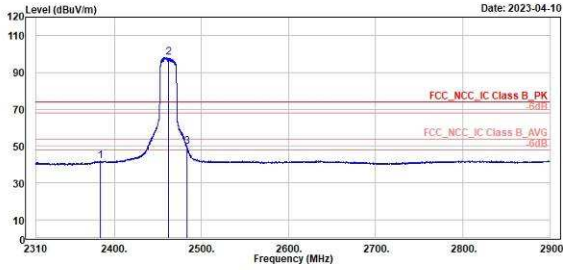
802.11n HT20

High Channel (Horizontal) Average

High Channel (Vertical) Average



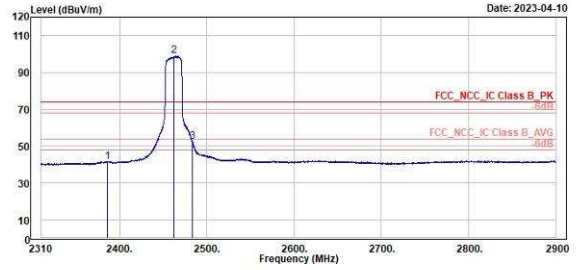
TUV Rheinland Taiwan Ltd.
No. 458-18, Sec 2, Fenliao, Linkou Dist., New Taipei City 244, Taiwan(R.O.C.)
Tel: +886-2172-1000 Fax: +886-2172-1322



Freq	Level	Read Level	Factor	Limit Line	Over Limit	APos	TPos	Remark	Pol/Phase	Note
MHz	dBuV/m	dBuV	dB/m	dBuV/m	dB	cm	deg			
1	2384.222	41.86	4.31	37.55	54.00	-12.14	222	198 Average	Horizontal	
2	2462.000	98.07	60.34	37.73	54.00	44.07	222	198 Average	Horizontal	
3	2483.696	49.68	11.88	37.80	54.00	-4.32	222	198 Average	Horizontal	



TUV Rheinland Taiwan Ltd.
No. 458-18, Sec 2, Fenliao, Linkou Dist., New Taipei City 244, Taiwan(R.O.C.)
Tel: +886-2172-1000 Fax: +886-2172-1322



Freq	Level	Read Level	Factor	Limit Line	Over Limit	APos	TPos	Remark	Pol/Phase	Note
MHz	dBuV/m	dBuV	dB/m	dBuV/m	dB	cm	deg			
1	2386.228	41.72	4.16	37.56	54.00	-12.28	159	152 Average	Vertical	
2	2462.000	98.05	61.22	37.73	54.00	44.05	159	152 Average	Vertical	
3	2483.814	52.41	14.61	37.80	54.00	-1.59	159	152 Average	Vertical	

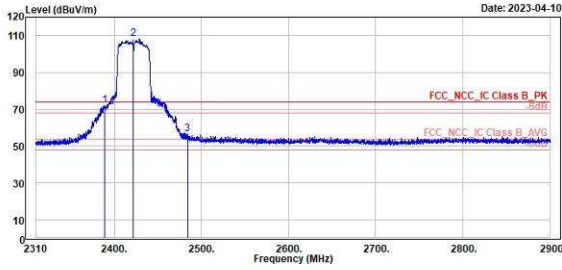
802.11n HT40

Low Channel (Horizontal) Peak

Low Channel (Vertical) Peak



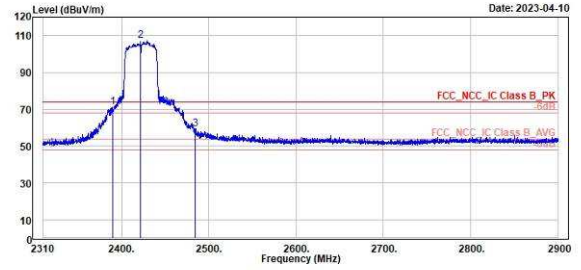
TUV Rheinland Taiwan Ltd.
No. 458-18, Sec 2, Fenliao, Linkou Dist., New Taipei City 264, Taiwan(R.O.C.)
Tel: +886-2172-1000 Fax: +886-2172-1322



Freq	Level	Read	Level	Factor	Limit	Over	APos	TPos	Remark	Pol/Phase	Note
MHz	dBuV/m	dBuV	dB/m	dB/m	dBuV/m	dB	cm	deg			
1 2389.296	71.89	34.31	37.58	74.00	-2.11	225	188		Peak	Horizontal	
2 * 2422.000	108.12	70.46	37.66	74.00	34.12	225	188		Peak	Horizontal	
3 2483.932	56.40	18.60	37.80	74.00	-17.60	225	188		Peak	Horizontal	



TUV Rheinland Taiwan Ltd.
No. 458-18, Sec 2, Fenliao, Linkou Dist., New Taipei City 264, Taiwan(R.O.C.)
Tel: +886-2172-1000 Fax: +886-2172-1322



Freq	Level	Read	Level	Factor	Limit	Over	APos	TPos	Remark	Pol/Phase	Note
MHz	dBuV/m	dBuV	dB/m	dB/m	dBuV/m	dB	cm	deg			
1 2389.886	70.96	33.38	37.58	74.00	-3.04	121	150		Peak	Vertical	
2 * 2422.000	107.27	69.61	37.66	74.00	33.27	121	150		Peak	Vertical	
3 2484.876	59.36	21.56	37.80	74.00	-14.64	121	150		Peak	Vertical	

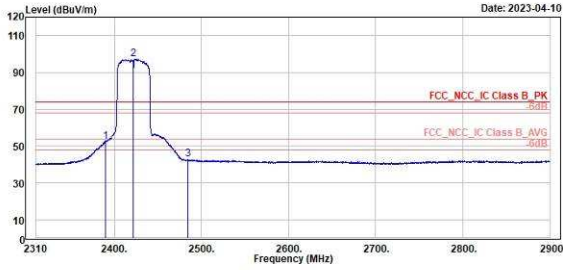
802.11n HT40

Low Channel (Horizontal) Average

Low Channel (Vertical) Average



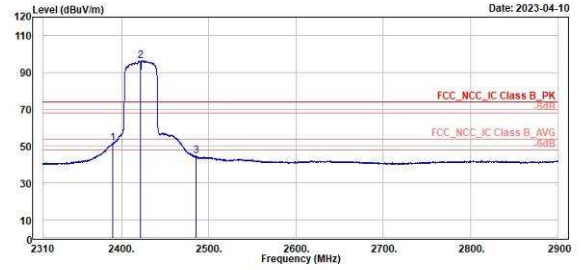
TUV Rheinland Taiwan Ltd.
No. 458-18, Sec 2, Fenliao, Linkou Dist., New Taipei City 244, Taiwan(R.O.C.)
Tel: +886-2172-1000 Fax: +886-2172-1322



Freq	Level	Read	Level	Factor	Limit	Over	Apos	TPos	Remark	Pol/Phase	Note
MHz	dBuV/m	dBuV	dB/m	dB/m	dBuV/m	dB	cm	deg			
1 2390.004	52.66	15.88	37.58	54.00	-1.34	225	188	Average	Horizontal		
2 * 2422.000	87.18	59.52	37.66	54.00	43.18	225	188	average	Horizontal		
3 2484.876	42.71	4.91	37.80	54.00	-11.29	225	188	Average	Horizontal		



TUV Rheinland Taiwan Ltd.
No. 458-18, Sec 2, Fenliao, Linkou Dist., New Taipei City 244, Taiwan(R.O.C.)
Tel: +886-2172-1000 Fax: +886-2172-1322



Freq	Level	Read	Level	Factor	Limit	Over	Apos	TPos	Remark	Pol/Phase	Note
MHz	dBuV/m	dBuV	dB/m	dB/m	dBuV/m	dB	cm	deg			
1 2390.004	51.49	13.91	37.58	54.00	-2.51	121	150	Average	Vertical		
2 * 2422.000	96.26	58.60	37.66	54.00	42.26	121	150	Average	Vertical		
3 2485.466	44.76	6.96	37.80	54.00	-9.24	121	150	Average	Vertical		

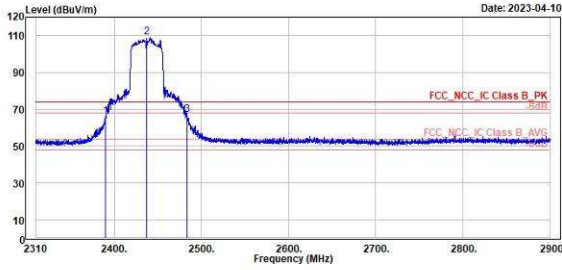
802.11n HT40

Middle Channel (Horizontal) Peak

Middle Channel (Vertical) Peak



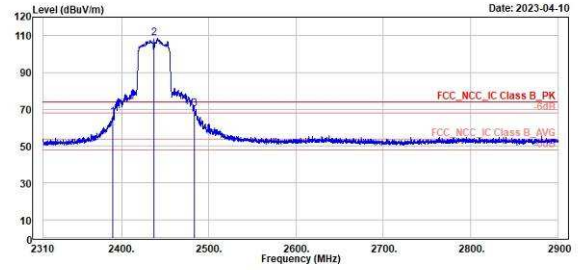
TUV Rheinland Taiwan Ltd.
No. 458-18, Sec 2, Fenliao, Linkou Dist., New Taipei City 244, Taiwan(R.O.C.)
Tel: +886-2172-1000 Fax: +886-2172-1322



1	2	3	4	5	6	7	8	9	10	11	12
Freq	Level	Read	Level	Factor	Limit	Over	APos	TPos	Remark	Pol/Phase	Note
MHz	dBuV/m	dBuV	dB/m	dBuV/m	dB	dB	cm	deg			
2389.658	66.34	28.76	37.58	74.00	-7.66	223	200	Peak	Horizontal		
2437.000	109.11	71.43	37.68	74.00	35.11	223	200	Peak	Horizontal		
2483.460	67.28	29.48	37.80	74.00	-6.72	223	200	Peak	Horizontal		



TUV Rheinland Taiwan Ltd.
No. 458-18, Sec 2, Fenliao, Linkou Dist., New Taipei City 244, Taiwan(R.O.C.)
Tel: +886-2172-1000 Fax: +886-2172-1322



1	2	3	4	5	6	7	8	9	10	11	12
Freq	Level	Read	Level	Factor	Limit	Over	APos	TPos	Remark	Pol/Phase	Note
MHz	dBuV/m	dBuV	dB/m	dBuV/m	dB	dB	cm	deg			
2390.004	65.69	28.11	37.58	74.00	-8.31	100	149	Peak	Vertical		
2437.000	108.57	70.89	37.68	74.00	34.57	100	149	Peak	Vertical		
2483.460	70.26	32.46	37.80	74.00	-3.74	100	149	Peak	Vertical		

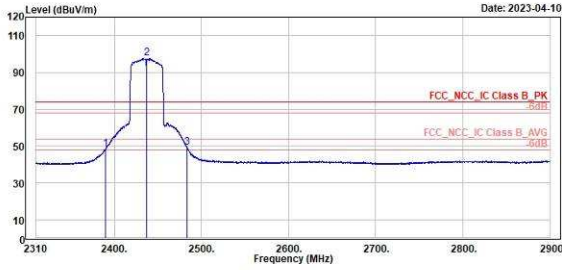
802.11n HT40

Middle Channel (Horizontal) Average

Middle Channel (Vertical) Average



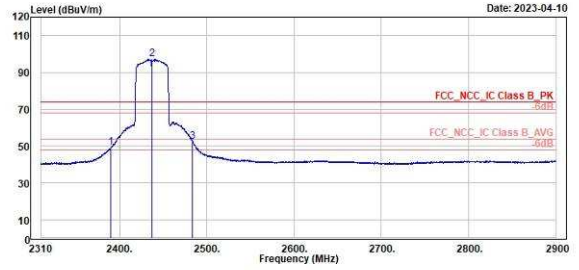
TUV Rheinland Taiwan Ltd.
No. 458-18, Sec 2, Fenliao, Linkou Dist., New Taipei City 244, Taiwan(R.O.C.)
Tel: +886-2172-1000 Fax: +886-2172-1322



Freq	Level	Read	Limit	Over	APos	TPos	Remark	Pol/Phase	Note
MHz	dBuV/m	dBuV	dB/m	dBuV/m	dB	cm	deg		
1 2390.004	46.23	10.65	37.58	54.00	-5.77	223	200 Average	Horizontal	
2 * 2437.000	97.78	60.19	37.60	54.00	43.78	223	200 average	Horizontal	
3 2483.460	49.28	11.48	37.80	54.00	-4.72	223	200 Average	Horizontal	



TUV Rheinland Taiwan Ltd.
No. 458-18, Sec 2, Fenliao, Linkou Dist., New Taipei City 244, Taiwan(R.O.C.)
Tel: +886-2172-1000 Fax: +886-2172-1322



Freq	Level	Read	Limit	Over	APos	TPos	Remark	Pol/Phase	Note
MHz	dBuV/m	dBuV	dB/m	dBuV/m	dB	cm	deg		
1 2389.650	49.14	11.56	37.58	54.00	-4.86	100	149 Average	Vertical	
2 * 2437.000	97.18	59.59	37.60	54.00	43.18	100	149 Average	Vertical	
3 2483.696	52.62	14.82	37.80	54.00	-1.38	100	149 Average	Vertical	

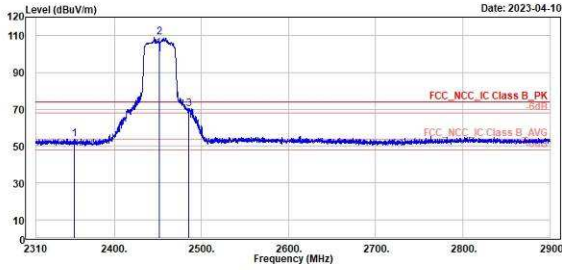
802.11n HT40

High Channel (Horizontal) Peak

High Channel (Vertical) Peak



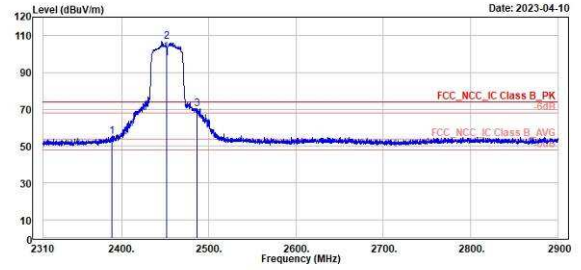
TUV Rheinland Taiwan Ltd.
No. 458-18, Sec 2, Fenliao, Linkou Dist., New Taipei City 264, Taiwan(R.O.C.)
Tel: +886-2172-1000 Fax: +886-2172-1322



1	2	3	4	5	6	7	8	9	10	11	12
Freq	Level	Read	Level	Factor	Limit	Over	Apos	TPos	Remark	Pol/Phase	Note
MHz	dBuV/m	dBuV	dB/m	dBuV/m	dB	dB	cm	deg			
2353.778	54.83	16.63	37.48	74.00	-19.97		347		177 Peak	Horizontal	
2452.000	109.13	71.44	37.69	74.00	35.13		347		177 Peak	Horizontal	
2485.112	70.48	32.68	37.80	74.00	-3.52		347		177 Peak	Horizontal	



TUV Rheinland Taiwan Ltd.
No. 458-18, Sec 2, Fenliao, Linkou Dist., New Taipei City 264, Taiwan(R.O.C.)
Tel: +886-2172-1000 Fax: +886-2172-1322



1	2	3	4	5	6	7	8	9	10	11	12
Freq	Level	Read	Level	Factor	Limit	Over	Apos	TPos	Remark	Pol/Phase	Note
MHz	dBuV/m	dBuV	dB/m	dBuV/m	dB	dB	cm	deg			
2388.824	55.32	17.74	37.58	74.00	-18.68		166		148 Peak	Vertical	
2452.000	106.57	68.88	37.69	74.00	32.57		166		148 Peak	Vertical	
2486.764	70.43	32.63	37.80	74.00	-3.57		166		148 Peak	Vertical	

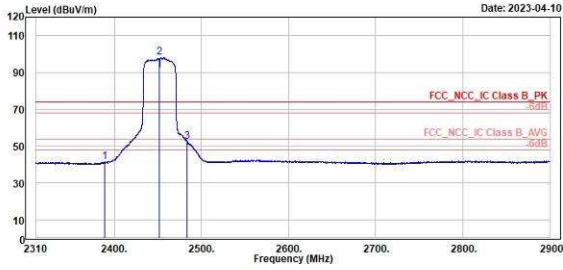
802.11n HT40

High Channel (Horizontal) Average

High Channel (Vertical) Average



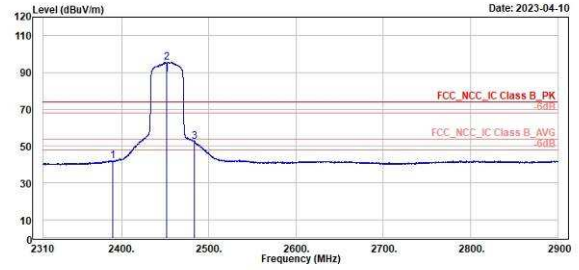
TUV Rheinland Taiwan Ltd.
No. 458-18, Sec 2, Fenliao, Linkou Dist., New Taipei City 244, Taiwan(R.O.C.)
Tel: +886-2172-1000 Fax: +886-2172-1322



Freq	Level	Read Level	Factor	Limit Line	Over Limit	APos	TPos	Remark	Pol/Phase	Note
MHz	dBuV/m	dBuV	dB/m	dBuV/m	dB	cm	deg			
1	2389.069	41.42	3.84	37.58	54.00	-12.58	347	177 Average	Horizontal	
2	* 2452.000	98.10	60.41	37.69	54.00	44.10	347	177 Average	Horizontal	
3	! 2483.696	52.63	14.83	37.80	54.00	-1.37	347	177 Average	Horizontal	



TUV Rheinland Taiwan Ltd.
No. 458-18, Sec 2, Fenliao, Linkou Dist., New Taipei City 244, Taiwan(R.O.C.)
Tel: +886-2172-1000 Fax: +886-2172-1322



Freq	Level	Read Level	Factor	Limit Line	Over Limit	APos	TPos	Remark	Pol/Phase	Note
MHz	dBuV/m	dBuV	dB/m	dBuV/m	dB	cm	deg			
1	2390.004	42.09	4.51	37.58	54.00	-11.91	166	148 Average	Vertical	
2	* 2452.000	95.53	57.84	37.69	54.00	41.53	166	148 Average	Vertical	
3	! 2483.460	52.44	14.64	37.80	54.00	-1.56	166	148 Average	Vertical	

Spurious Emissions, Tx Mode, 9kHz ~ 30MHz

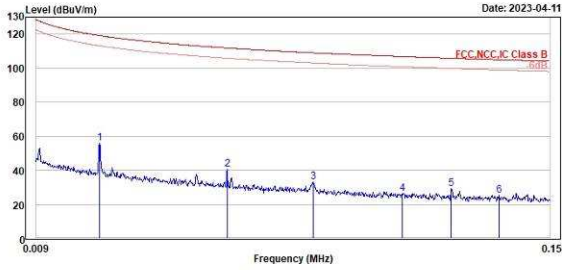
802.11n HT20

Middle Channel 9kHz~150kHz(Open)

Middle Channel 150kHz~30MHz(Open)



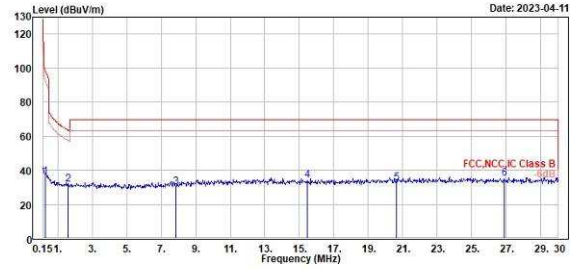
TUV Rheinland Taiwan Ltd.
No. 458-18, Sec 2, Fenliao, Linkou Dist., New Taipei City 244, Taiwan(R.O.C.)
Tel: +886-2172-1000 Fax: +886-2172-1322



Peak	Freq (MHz)	Level (dBuV/m)	Read Level (dBuV)	Factor (dB/m)	Limit Line (dBuV/m)	Over Limit (dB)	APos (cm)	TPos (deg)	Remark	Pol/Phase	Note
1	0.026	56.09	37.14	18.95	119.13	-63.04	100	186	Peak	Open	
2	0.061	40.38	21.53	18.85	111.82	-71.44	100	158	Peak	Open	
3	0.085	33.07	14.79	18.28	108.99	-75.92	100	117	Peak	Open	
4	0.109	26.34	8.37	17.97	106.82	-80.48	100	360	Peak	Open	
5	0.123	29.36	11.34	18.02	105.80	-76.44	100	58	Peak	Open	
6	0.136	25.29	7.22	18.07	104.92	-79.63	100	70	Peak	Open	



TUV Rheinland Taiwan Ltd.
No. 458-18, Sec 2, Fenliao, Linkou Dist., New Taipei City 244, Taiwan(R.O.C.)
Tel: +886-2172-1000 Fax: +886-2172-1322



Peak	Freq (MHz)	Level (dBuV/m)	Read Level (dBuV)	Factor (dB/m)	Limit Line (dBuV/m)	Over Limit (dB)	APos (cm)	TPos (deg)	Remark	Pol/Phase	Note
1	0.299	35.85	17.11	18.74	98.88	-62.23	100	259	Peak	Open	
2	1.613	31.58	12.34	19.24	63.45	-31.87	100	139	Peak	Open	
3	7.851	30.33	9.66	20.67	69.50	-39.17	100	103	Peak	Open	
4	15.463	34.26	12.33	21.93	69.50	-35.24	100	97	Peak	Open	
5	20.657	32.69	10.44	22.25	69.50	-36.81	100	34	Peak	Open	
6	26.866	35.17	12.87	22.30	69.50	-34.33	100	264	Peak	Open	

Spurious Emissions, Tx Mode, 30MHz ~ 1GHz

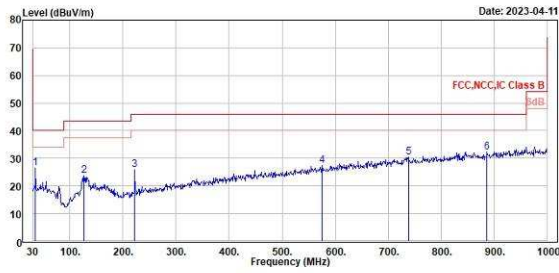
802.11n HT20

Middle Channel (Horizontal)

Middle Channel (Vertical)



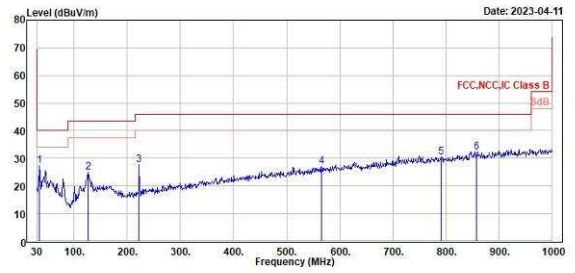
TÜV Rheinland Taiwan Ltd.
No. 458-18, Sec 2, Fenliao, Linkou Dist., New Taipei City 244, Taiwan(R.O.C.)
Tel: +886-2172-1000 Fax: +886-2172-1322



Peak	Freq	Level	Read	Limit	Over	APos	TPos	Remark	Pol/Phase	Note
	MHz	dBuV/m	dBuV	dB/m	dBuV/m	dB	cm	deg		
1	34.858	26.33	34.72	-8.39	46.00	-13.67	100	11 Peak	Horizontal	
2	127.000	23.67	32.73	-9.06	43.58	-19.83	200	255 Peak	Horizontal	
3	222.060	25.97	35.33	-9.36	46.00	-20.03	200	161 Peak	Horizontal	
4	575.140	27.27	28.32	-1.05	46.00	-18.73	100	360 Peak	Horizontal	
5	738.100	30.44	28.53	1.91	46.00	-15.56	200	347 Peak	Horizontal	
6	886.510	32.32	28.19	4.13	46.00	-13.68	100	139 Peak	Horizontal	



TÜV Rheinland Taiwan Ltd.
No. 458-18, Sec 2, Fenliao, Linkou Dist., New Taipei City 244, Taiwan(R.O.C.)
Tel: +886-2172-1000 Fax: +886-2172-1322



Peak	Freq	Level	Read	Limit	Over	APos	TPos	Remark	Pol/Phase	Note
	MHz	dBuV/m	dBuV	dB/m	dBuV/m	dB	cm	deg		
1	34.858	27.47	35.86	-8.39	46.00	-12.53	100	319 Peak	Vertical	
2	126.030	24.89	34.95	-9.16	43.58	-18.61	100	129 Peak	Vertical	
3	222.060	27.59	36.95	-9.36	46.00	-18.41	100	282 Peak	Vertical	
4	565.440	26.97	28.34	-1.37	46.00	-19.03	200	243 Peak	Vertical	
5	790.480	30.39	27.66	2.73	46.00	-15.61	200	147 Peak	Vertical	
6	857.410	32.28	28.62	3.66	46.00	-13.72	200	250 Peak	Vertical	

Spurious Emissions, Tx Mode, 1GHz ~ 26.5GHz

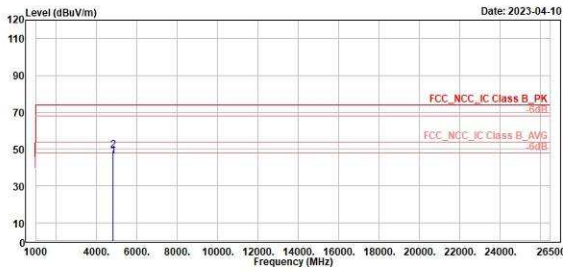
802.11b

Low Channel (Horizontal)

Low Channel (Vertical)



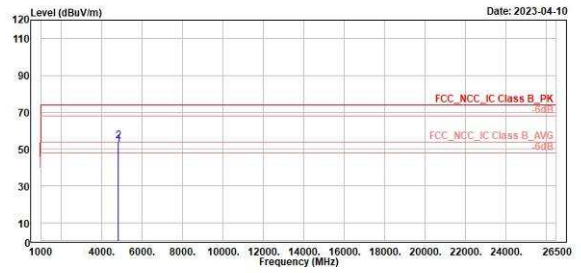
TUV Rheinland Taiwan Ltd.
No. 458-18, Sec 2, Fenliao, Linkou Dist., New Taipei City 264, Taiwan(R.O.C.)
Tel: +886-2172-1000 Fax: +886-2172-1322



Freq	Level	Read	Level	Factor	Limit	Over	APos	TPos	Remark	Pol/Phase	Note
MHz	dBuV/m	dBuV	dB/m	dB/m	dBuV/m	dB	cm	deg			
1	4824.000	46.14	56.48	-10.34	54.00	-7.86	200	76	Average	Horizontal	
2	4824.000	49.50	59.84	-10.34	74.00	-24.50	200	76	Peak	Horizontal	



TUV Rheinland Taiwan Ltd.
No. 458-18, Sec 2, Fenliao, Linkou Dist., New Taipei City 264, Taiwan(R.O.C.)
Tel: +886-2172-1000 Fax: +886-2172-1322



Freq	Level	Read	Level	Factor	Limit	Over	APos	TPos	Remark	Pol/Phase	Note
MHz	dBuV/m	dBuV	dB/m	dB/m	dBuV/m	dB	cm	deg			
1	4824.000	52.67	63.01	-10.34	54.00	-1.33	100	24	Average	Vertical	
2	4824.000	54.21	64.55	-10.34	74.00	-19.79	100	24	Peak	Vertical	

802.11b

Middle Channel (Horizontal)

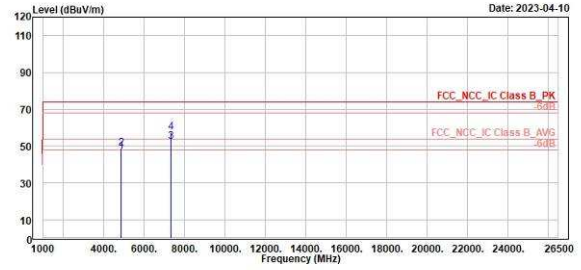
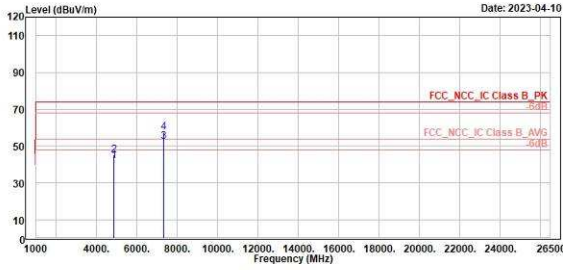
Middle Channel (Vertical)



TUV Rheinland Taiwan Ltd.
No. 458-18, Sec 2, Fenliao, Linkou Dist., New Taipei City 264, Taiwan(R.O.C.)
Tel: +886-2172-1000 Fax: +886-2172-1322



TUV Rheinland Taiwan Ltd.
No. 458-18, Sec 2, Fenliao, Linkou Dist., New Taipei City 264, Taiwan(R.O.C.)
Tel: +886-2172-1000 Fax: +886-2172-1322



Freq	Level	Read Level	Factor	Limit Line	Over Limit	APos	TPos	Remark	Pol/Phase	Note
MHz	dBuV/m	dBuV	dB/m	dBuV/m	dB	cm	deg			
1	4874.000	41.89	52.22	-18.33	54.00	-12.11	180	316 Average	Horizontal	
2	4874.000	45.32	55.65	-18.33	74.00	-28.68	180	316 Peak	Horizontal	
3	7311.000	52.39	68.88	-8.49	54.00	-1.61	200	150 Average	Horizontal	
4	7311.000	57.28	65.77	-8.49	74.00	-16.72	200	150 Peak	Horizontal	

Freq	Level	Read Level	Factor	Limit Line	Over Limit	APos	TPos	Remark	Pol/Phase	Note
MHz	dBuV/m	dBuV	dB/m	dBuV/m	dB	cm	deg			
1	4874.000	46.93	57.26	-10.33	54.00	-7.07	200	300 Average	Vertical	
2	4874.000	48.78	59.11	-10.33	74.00	-25.22	200	300 Peak	Vertical	
3	7311.000	52.64	61.13	-8.49	54.00	-1.36	200	124 Average	Vertical	
4	7311.000	57.35	65.84	-8.49	74.00	-16.65	200	124 Peak	Vertical	

802.11b

High Channel (Horizontal)

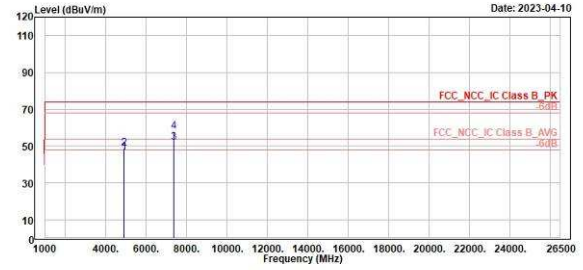
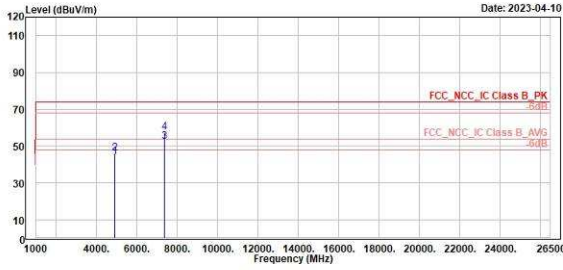
High Channel (Vertical)



TUV Rheinland Taiwan Ltd.
No. 458-18, Sec 2, Fenliao, Linkou Dist., New Taipei City 264, Taiwan(R.O.C.)
Tel: +886-2172-1000 Fax: +886-2172-1322



TUV Rheinland Taiwan Ltd.
No. 458-18, Sec 2, Fenliao, Linkou Dist., New Taipei City 264, Taiwan(R.O.C.)
Tel: +886-2172-1000 Fax: +886-2172-1322



Freq	Level	Read	Level	Factor	Limit	Over	Apos	TPos	Remark	Pol/Phase	Note
MHz	dBuV/m	dBuV	dB/m	dBuV/m	dB	dB	cm	deg			
1	4924.000	44.36	54.67	-10.31	54.00	-9.64	100	301	Average	Horizontal	
2	4924.000	45.88	56.19	-10.31	74.00	-28.12	100	301	Peak	Horizontal	
3	7386.000	52.51	60.97	-8.46	54.00	-1.49	200	68	Average	Horizontal	
4	7386.000	57.49	65.95	-8.46	74.00	-16.51	200	68	Peak	Horizontal	

Freq	Level	Read	Level	Factor	Limit	Over	Apos	TPos	Remark	Pol/Phase	Note
MHz	dBuV/m	dBuV	dB/m	dBuV/m	dB	dB	cm	deg			
1	4924.000	46.62	56.93	-10.31	54.00	-7.38	200	300	Average	Vertical	
2	4924.000	48.66	58.97	-10.31	74.00	-25.34	200	300	Peak	Vertical	
3	7386.000	52.14	60.60	-8.46	54.00	-1.86	200	42	Average	Vertical	
4	7386.000	57.98	66.36	-8.46	74.00	-16.10	200	42	Peak	Vertical	

802.11g

Low Channel (Horizontal)

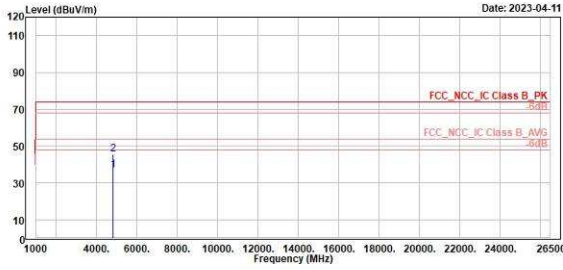
Low Channel (Vertical)



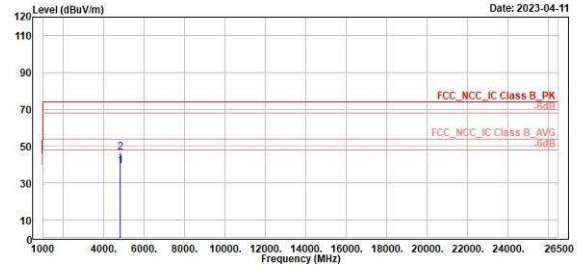
TUV Rheinland Taiwan Ltd.
No. 458-18, Sec 2, Fenliao, Linkou Dist., New Taipei City 264, Taiwan(R.O.C.)
Tel: +886-2172-1000 Fax: +886-2172-1322



TUV Rheinland Taiwan Ltd.
No. 458-18, Sec 2, Fenliao, Linkou Dist., New Taipei City 264, Taiwan(R.O.C.)
Tel: +886-2172-1000 Fax: +886-2172-1322



Freq	Level	Read Level	Factor	Limit Line	Over Limit	APos	TPos	Remark	Pol/Phase	Note
MHz	dBuV/m	dBuV	dB/m	dBuV/m	dB	cm	deg			
1	4824.000	36.85	47.19	-10.34	54.00	-17.15	300	156 Average	Horizontal	
2	4824.000	45.58	55.92	-10.34	74.00	-28.42	300	156 Peak	Horizontal	



Freq	Level	Read Level	Factor	Limit Line	Over Limit	APos	TPos	Remark	Pol/Phase	Note
MHz	dBuV/m	dBuV	dB/m	dBuV/m	dB	cm	deg			
1	4824.000	39.15	49.49	-10.34	54.00	-14.85	300	41 Average	Vertical	
2	4824.000	46.53	56.87	-10.34	74.00	-27.47	300	41 Peak	Vertical	

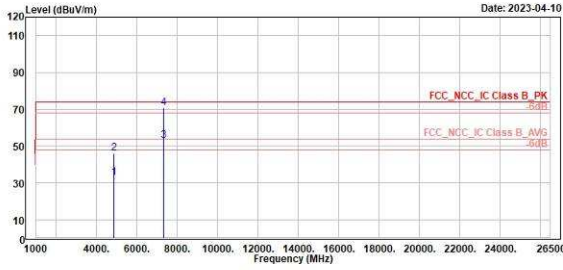
802.11g

Middle Channel (Horizontal)

Middle Channel (Vertical)



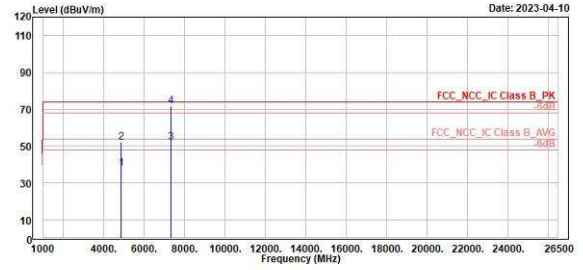
TUV Rheinland Taiwan Ltd.
No. 458-18, Sec 2, Fenliao, Linkou Dist., New Taipei City 264, Taiwan(R.O.C.)
Tel: +886-2172-1000 Fax: +886-2172-1322



Freq	Level	Read Level	Factor	Limit Line	Over Limit	APos	TPos	Remark	Pol/Phase	Note
MHz	dBuV/m	dBuV	dB/m	dBuV/m	dB	cm	deg			
1 4874.000	32.98	43.31	-10.33	54.00	-21.02	200	25	Average	Horizontal	
2 4874.000	45.97	56.30	-10.33	74.00	-28.03	200	25	Peak	Horizontal	
3 ! 7311.000	52.82	61.31	-8.49	54.00	-1.18	200	64	Average	Horizontal	
4 ! 7311.000	78.75	79.24	-8.49	74.00	-3.25	200	64	Peak	Horizontal	



TUV Rheinland Taiwan Ltd.
No. 458-18, Sec 2, Fenliao, Linkou Dist., New Taipei City 264, Taiwan(R.O.C.)
Tel: +886-2172-1000 Fax: +886-2172-1322



Freq	Level	Read Level	Factor	Limit Line	Over Limit	APos	TPos	Remark	Pol/Phase	Note
MHz	dBuV/m	dBuV	dB/m	dBuV/m	dB	cm	deg			
1 4874.000	37.94	48.27	-10.33	54.00	-16.06	200	307	Average	Vertical	
2 4874.000	51.84	62.17	-10.33	74.00	-22.16	200	307	Peak	Vertical	
3 ! 7311.000	52.23	60.72	-8.49	54.00	-1.77	200	320	Average	Vertical	
4 ! 7311.000	71.71	80.20	-8.49	74.00	-2.29	200	320	Peak	Vertical	

802.11g

High Channel (Horizontal)

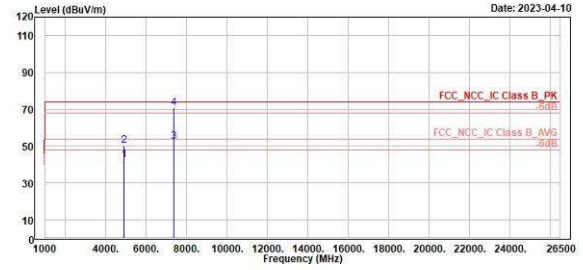
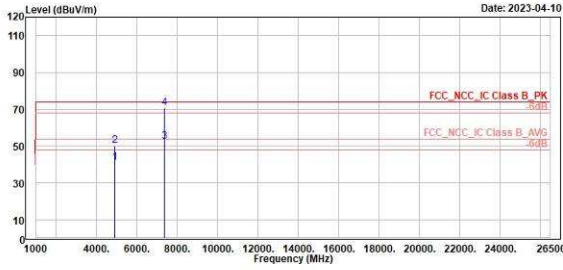
High Channel (Vertical)



TUV Rheinland Taiwan Ltd.
No. 458-18, Sec 2, Fenliao, Linkou Dist., New Taipei City 244, Taiwan(R.O.C.)
Tel: +886-2172-1000 Fax: +886-2172-1322



TUV Rheinland Taiwan Ltd.
No. 458-18, Sec 2, Fenliao, Linkou Dist., New Taipei City 244, Taiwan(R.O.C.)
Tel: +886-2172-1000 Fax: +886-2172-1322



Freq	Level	Read	Level	Factor	Limit	Over	APos	TPos	Remark	Pol/Phase	Note
MHz	dBuV/m	dBuV	dB/m	dBuV/m	dB	dB	cm	deg			
1	4924.000	41.02	51.33	-10.31	54.00	-12.98	100	42	Average	Horizontal	
2	4924.000	49.98	60.29	-10.31	74.00	-24.02	100	42	Peak	Horizontal	
3	7386.000	52.62	61.08	-8.46	54.00	-1.38	244	71	Average	Horizontal	
4	7386.000	70.76	79.22	-8.46	74.00	-3.24	244	71	Peak	Horizontal	

Freq	Level	Read	Level	Factor	Limit	Over	APos	TPos	Remark	Pol/Phase	Note
MHz	dBuV/m	dBuV	dB/m	dBuV/m	dB	dB	cm	deg			
1	4924.000	42.66	52.97	-10.31	54.00	-11.24	200	308	Average	Vertical	
2	4924.000	50.33	60.64	-10.31	74.00	-23.67	200	308	Peak	Vertical	
3	7386.000	52.53	60.99	-8.46	54.00	-1.47	195	307	Average	Vertical	
4	7386.000	70.69	79.15	-8.46	74.00	-3.31	195	307	Peak	Vertical	

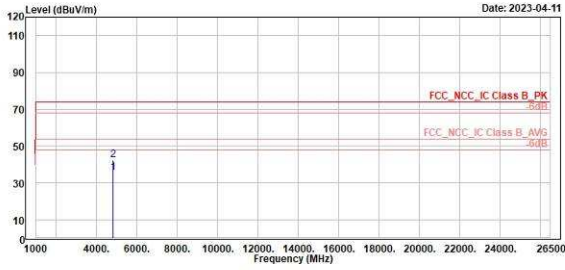
802.11n HT20

Low Channel (Horizontal)

Low Channel (Vertical)



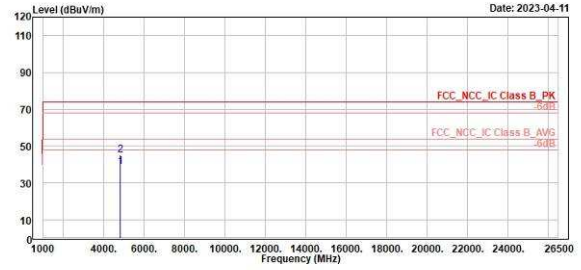
TÜV Rheinland Taiwan Ltd.
No. 458-18, Sec 2, Fenliao, Linkou Dist., New Taipei City 264, Taiwan(R.O.C.)
Tel: +886-2172-1000 Fax: +886-2172-1322



Freq	Level	Read	Level	Factor	Limit	Over	APos	TPos	Remark	Pol/Phase	Note
MHz	dBuV/m	dBuV	dB/m	dBuV/m	dB	dB	cm	deg			
1	4824.000	35.38	45.72	-10.34	54.00	-18.62	200	49	Average	Horizontal	
2	4824.000	42.64	52.98	-10.34	74.00	-31.36	200	49	Peak	Horizontal	



TÜV Rheinland Taiwan Ltd.
No. 458-18, Sec 2, Fenliao, Linkou Dist., New Taipei City 264, Taiwan(R.O.C.)
Tel: +886-2172-1000 Fax: +886-2172-1322



Freq	Level	Read	Level	Factor	Limit	Over	APos	TPos	Remark	Pol/Phase	Note
MHz	dBuV/m	dBuV	dB/m	dBuV/m	dB	dB	cm	deg			
1	4824.000	38.85	49.19	-10.34	54.00	-15.15	282	41	Average	Vertical	
2	4824.000	45.19	55.53	-10.34	74.00	-28.81	282	41	Peak	Vertical	

802.11n HT20

Middle Channel (Horizontal)

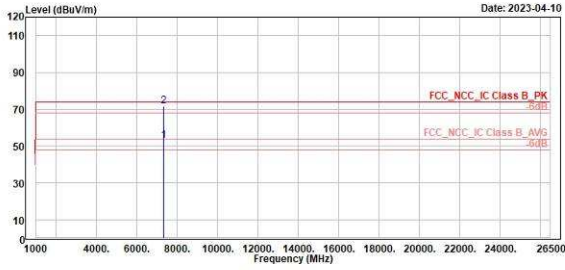
Middle Channel (Vertical)



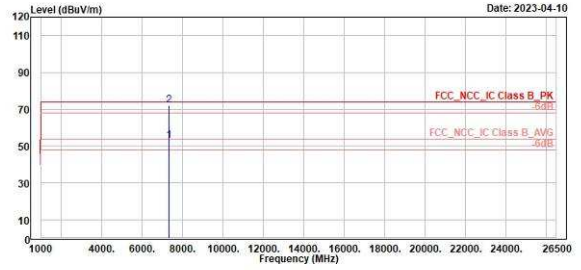
TUV Rheinland Taiwan Ltd.
No. 458-18, Sec 2, Fenliao, Linkou Dist., New Taipei City 264, Taiwan(R.O.C.)
Tel: +886-2172-1000 Fax: +886-2172-1322



TUV Rheinland Taiwan Ltd.
No. 458-18, Sec 2, Fenliao, Linkou Dist., New Taipei City 264, Taiwan(R.O.C.)
Tel: +886-2172-1000 Fax: +886-2172-1322



Freq	Level	Read Level	Factor	Limit Line	Over Limit	APos	TPos	Remark	Pol/Phase	Note
MHz	dBuV/m	dBuV	dB/m	dBuV/m	dB	cm	deg			
1 7311.000	52.78	61.27	-8.49	54.00	-1.22	229	58	Average	Horizontal	
2 7311.000	71.60	80.09	-8.49	74.00	-2.40	229	58	Peak	Horizontal	



Freq	Level	Read Level	Factor	Limit Line	Over Limit	APos	TPos	Remark	Pol/Phase	Note
MHz	dBuV/m	dBuV	dB/m	dBuV/m	dB	cm	deg			
1 7311.000	52.95	61.44	-8.49	54.00	-1.05	205	302	Average	Vertical	
2 7311.000	72.16	80.65	-8.49	74.00	-1.84	205	302	Peak	Vertical	

802.11n HT20

High Channel (Horizontal)

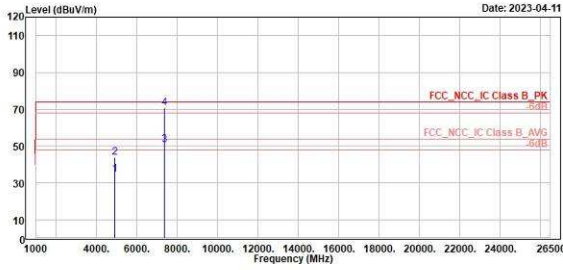
High Channel (Vertical)



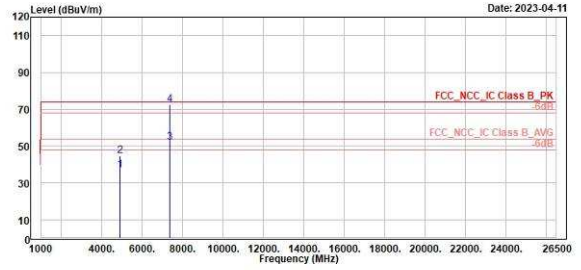
TUV Rheinland Taiwan Ltd.
No. 458-18, Sec 2, Fenliao, Linkou Dist., New Taipei City 264, Taiwan(R.O.C.)
Tel: +886-2172-1000 Fax: +886-2172-1322



TUV Rheinland Taiwan Ltd.
No. 458-18, Sec 2, Fenliao, Linkou Dist., New Taipei City 264, Taiwan(R.O.C.)
Tel: +886-2172-1000 Fax: +886-2172-1322



Freq	Level	Read Level	Factor	Limit Line	Over Limit	APos	TPos	Remark	Pol/Phase	Note
MHz	dBuV/m	dBuV	dB/m	dBuV/m	dB	cm	deg			
1 4924.000	34.88	45.19	-10.31	54.00	-19.12	200	62	Average	Horizontal	
2 4924.000	43.63	53.94	-10.31	74.00	-30.37	200	62	Peak	Horizontal	
3 ! 7386.000	50.69	59.15	-8.46	54.00	-3.31	300	65	Average	Horizontal	
4 ! 7386.000	70.79	79.25	-8.46	74.00	-3.21	300	65	Peak	Horizontal	



Freq	Level	Read Level	Factor	Limit Line	Over Limit	APos	TPos	Remark	Pol/Phase	Note
MHz	dBuV/m	dBuV	dB/m	dBuV/m	dB	cm	deg			
1 4924.000	36.88	47.19	-10.31	54.00	-17.12	200	317	Average	Vertical	
2 4924.000	44.80	55.11	-10.31	74.00	-29.20	200	317	Peak	Vertical	
3 ! 7386.000	52.08	60.54	-8.46	54.00	-1.92	200	42	Average	Vertical	
4 ! 7386.000	72.36	80.82	-8.46	74.00	-1.64	200	42	Peak	Vertical	

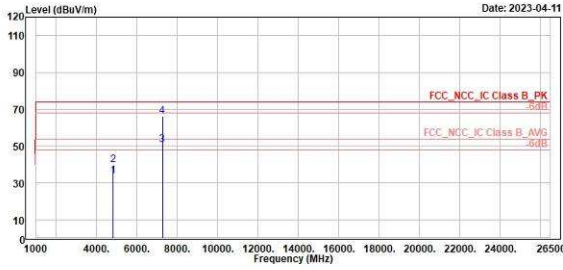
802.11n HT40

Low Channel (Horizontal)

Low Channel (Vertical)



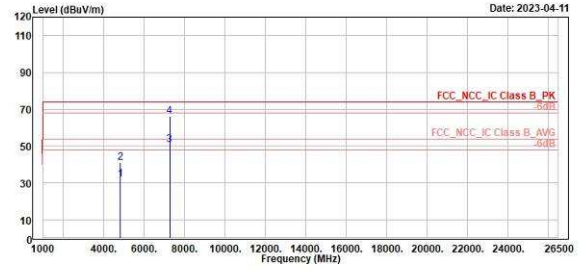
TUV Rheinland Taiwan Ltd.
No. 458-18, Sec 2, Fenliao, Linkou Dist., New Taipei City 264, Taiwan(R.O.C.)
Tel: +886-2172-1000 Fax: +886-2172-1322



Freq	Level	Read	Level	Factor	Limit	Over	APos	TPos	Remark	Pol/Phase	Note
MHz	dBuV/m	dBuV	dB/m	dB/m	dBuV/m	dB	cm	deg			
1	4844.000	33.71	43.98	-10.27	54.00	-20.29	200	72	Average	Horizontal	
2	4844.000	39.52	49.79	-10.27	74.00	-34.48	200	72	Peak	Horizontal	
3	7266.000	50.71	59.20	-8.49	54.00	-3.29	200	69	Average	Horizontal	
4	7266.000	66.12	74.61	-8.49	74.00	-7.88	200	69	Peak	Horizontal	



TUV Rheinland Taiwan Ltd.
No. 458-18, Sec 2, Fenliao, Linkou Dist., New Taipei City 264, Taiwan(R.O.C.)
Tel: +886-2172-1000 Fax: +886-2172-1322



Freq	Level	Read	Level	Factor	Limit	Over	APos	TPos	Remark	Pol/Phase	Note
MHz	dBuV/m	dBuV	dB/m	dB/m	dBuV/m	dB	cm	deg			
1	4844.000	31.92	42.19	-10.27	54.00	-22.08	300	57	Average	Vertical	
2	4844.000	41.00	51.27	-10.27	74.00	-33.00	300	57	Peak	Vertical	
3	7266.000	50.45	58.94	-8.49	54.00	-3.55	200	312	Average	Vertical	
4	7266.000	66.03	74.52	-8.49	74.00	-7.97	200	312	Peak	Vertical	

802.11n HT40

Middle Channel (Horizontal)

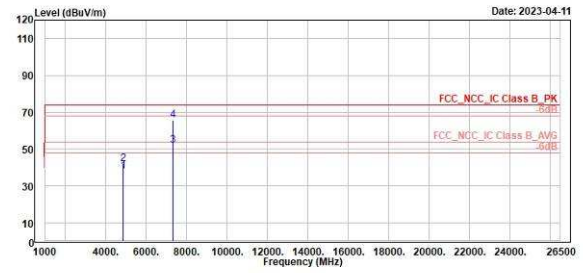
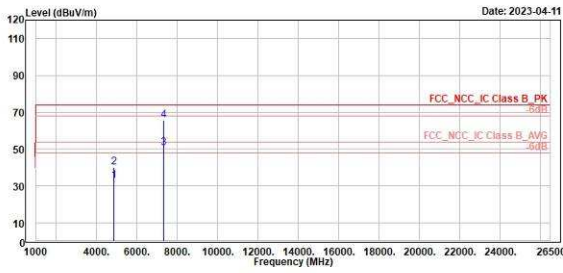
Middle Channel (Vertical)



TUV Rheinland Taiwan Ltd.
No. 458-18, Sec 2, Fenliao, Linkou Dist., New Taipei City 264, Taiwan(R.O.C.)
Tel: +886-2172-1000 Fax: +886-2172-1322



TUV Rheinland Taiwan Ltd.
No. 458-18, Sec 2, Fenliao, Linkou Dist., New Taipei City 264, Taiwan(R.O.C.)
Tel: +886-2172-1000 Fax: +886-2172-1322



Freq	Level	Read	Level	Limit	Over	APos	TPos	Remark	Pol/Phase	Note
MHz	dBuV/m	dBuV	dB/m	dBuV/m	dB	cm	deg			
1	4874.000	32.87	43.20	-10.33	54.00	-21.13	400	16 Average	Horizontal	
2	4874.000	40.88	50.41	-10.33	74.00	-33.92	400	16 Peak	Horizontal	
3	7311.000	50.66	59.15	-8.49	54.00	-3.34	200	74 Average	Horizontal	
4	7311.000	65.84	74.33	-8.49	74.00	-8.16	200	74 Peak	Horizontal	

Freq	Level	Read	Level	Limit	Over	APos	TPos	Remark	Pol/Phase	Note
MHz	dBuV/m	dBuV	dB/m	dBuV/m	dB	cm	deg			
1	4874.000	37.65	47.98	-10.33	54.00	-16.25	300	294 Average	Vertical	
2	4874.000	41.92	52.25	-10.33	74.00	-32.08	300	294 Peak	Vertical	
3	7311.000	51.98	60.47	-8.49	54.00	-2.02	100	313 Average	Vertical	
4	7311.000	65.81	74.30	-8.49	74.00	-8.19	100	313 Peak	Vertical	

802.11n HT40

High Channel (Horizontal)

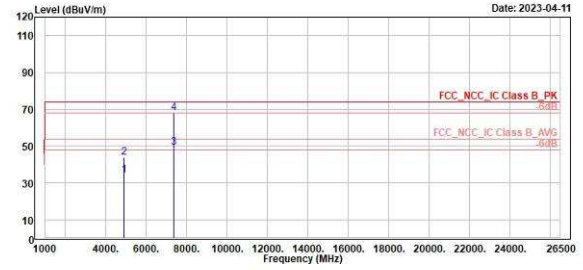
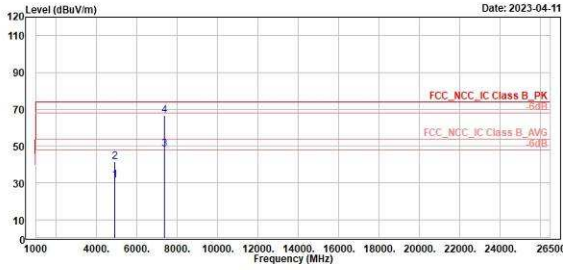
High Channel (Vertical)



TUV Rheinland Taiwan Ltd.
No. 458-18, Sec 2, Fenliao, Linkou Dist., New Taipei City 264, Taiwan(R.O.C.)
Tel: +886-2172-1000 Fax: +886-2172-1322



TUV Rheinland Taiwan Ltd.
No. 458-18, Sec 2, Fenliao, Linkou Dist., New Taipei City 264, Taiwan(R.O.C.)
Tel: +886-2172-1000 Fax: +886-2172-1322



Freq	Level	Read	Level	Limit	Over	APos	TPos	Remark	Pol/Phase	Note
MHz	dBuV/m	dBuV	dB/m	dBuV/m	dB	cm	deg			
1	4904.000	31.49	41.86	-10.37	54.00	-22.51	200	161 Average	Horizontal	
2	4904.000	41.50	51.87	-10.37	74.00	-32.50	200	161 Peak	Horizontal	
3	7356.000	48.51	57.04	-8.53	54.00	-5.49	173	74 Average	Horizontal	
4	7356.000	66.55	75.08	-8.53	74.00	-7.45	173	74 Peak	Horizontal	

Freq	Level	Read	Level	Limit	Over	APos	TPos	Remark	Pol/Phase	Note
MHz	dBuV/m	dBuV	dB/m	dBuV/m	dB	cm	deg			
1	4904.000	34.18	44.47	-10.37	54.00	-19.00	100	308 Average	Vertical	
2	4904.000	43.97	54.34	-10.37	74.00	-30.03	100	308 Peak	Vertical	
3	7356.000	49.45	57.98	-8.53	54.00	-4.55	221	42 Average	Vertical	
4	7356.000	67.99	76.52	-8.53	74.00	-6.01	221	42 Peak	Vertical	