

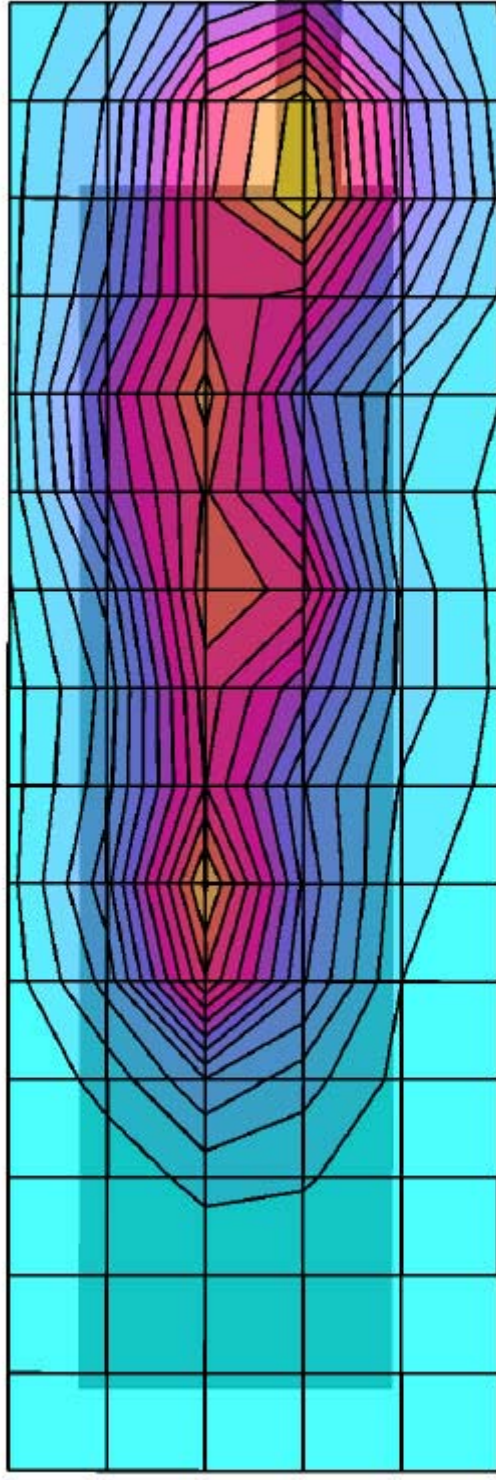
Exhibit O: CDMA SAR Report - Part 2 of 3

FCC ID: HN22011B-2

Intermec Technologies Corp. FCC ID: HN2SB555

SAM Phantom; Flat Section; Position: (270°,270°)
Probe: ET3DV6 - SN1590; ConvF(5.30,5.30,5.30); Crest factor: 1.0
1900 MHz Muscle: $\sigma = 1.51 \text{ mho/m}$, $\epsilon_r = 52.3$, $\rho = 1.00 \text{ g/cm}^3$
Coarse: Dx = 15.0, Dy = 15.0, Dz = 10.0
Cube 5x5x7; Powerdrift: -0.02 dB
SAR (1g): 0.458 mW/g, SAR (10g): 0.272 mW/g

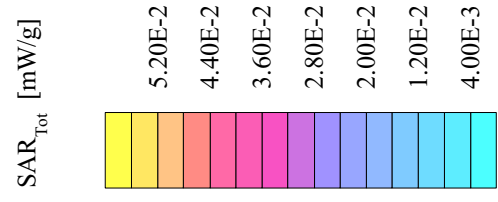
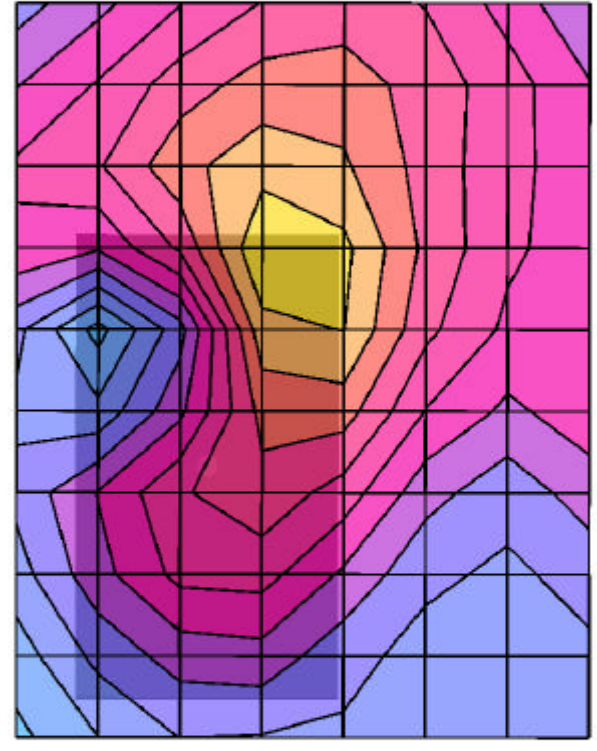
Body SAR - 0.0cm Separation Distance - Right Side of EUT (Antenna Side)
Handheld Data Terminal with Dual-Band CDMA Modem & DSSS WLAN Card
Intermec Model: 700C with Dual-Band External Stubby Antenna (P/N: 805-606-002)
7.2V Lithium-Ion Battery
PCS CDMA Mode
Channel 600 [1880.00 MHz]
Conducted Power: 23.5 dBm
Ambient Temp. 23.5°C; Fluid Temp. 23.2°C
Date Tested: February 06, 2003



Intermec Technologies Corp. FCC ID: HN2SB555

SAM Phantom; Flat Section; Position: (90°,180°)
Probe: ET3DV6 - SN1590; ConvF(5.30,5.30,5.30); Crest factor: 1.0
1900 MHz Muscle: $\sigma = 1.51 \text{ mho/m}$ $\epsilon_r = 52.3$ $\rho = 1.00 \text{ g/cm}^3$
Coarse: Dx = 15.0, Dy = 15.0, Dz = 10.0
Cube 5x5x7; Powerdrift: 0.03 dB
SAR (1g): 0.0573 mW/g, SAR (10g): 0.0364 mW/g


Body SAR - 1.5cm Separation Distance - Top End of EUT (Antenna End)
Handheld Data Terminal with Dual-Band CDMA Modem & DSSS WLAN Card
Intermec Model: 700C with Dual-Band External Stubby Antenna (P/N: 805-606-002)
7.2V Lithium-Ion Battery
PCS CDMA Mode
Channel 600 [1880.00 MHz]
Conducted Power: 23.5 dBm
Ambient Temp. 23.5°C; Fluid Temp. 23.2°C
Date Tested: February 06, 2003



Intermec Technologies Corp. FCC ID: HN2SB555

SAM Phantom; Flat Section; Position: (270°,270°)
Probe: ET3DV6 - SN1590; ConvF(5.30,5.30,5.30); Crest factor: 1.0
1900 MHz Muscle: $\sigma = 1.51 \text{ mho/m}$, $\epsilon_r = 52.3$, $\rho = 1.00 \text{ g/cm}^3$
Coarse: Dx = 15.0, Dy = 15.0, Dz = 10.0
Cube 5x5x7; Powerdrift: -0.13 dB
SAR (1g): 0.429 mW/g, SAR (10g): 0.255 mW/g

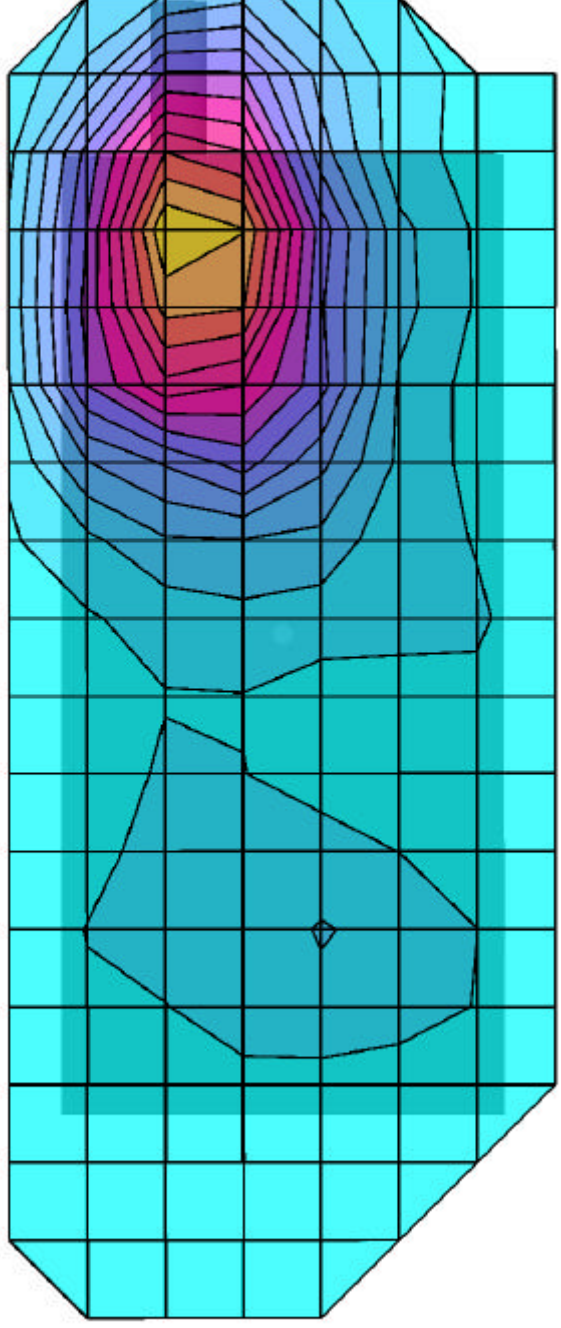
Body SAR - 0.0cm Separation Distance - Right Side of EUT (Antenna Side)
Co-located Transmit with DSSS WLAN Card
Handheld Data Terminal with Dual-Band CDMA Modem & DSSS WLAN Card
Intermec Model: 700C with Dual-Band External Stubby Antenna (P/N: 805-606-002)
7.2V Lithium-Ion Battery
PCS CDMA Mode
Channel 600 [1880.00 MHz]
Conducted Power: 23.5 dBm
Ambient Temp. 23.5°C; Fluid Temp. 23.2°C
Date Tested: February 06, 2003



Intermec Technologies Corp. FCC ID: HN2SB555

SAM Phantom; Flat Section; Position: (90°,90°)
Probe: ET3DV6 - SN1590; ConvF(6.70,6.70,6.70); Crest factor: 1.0
835 MHz Muscle: $\sigma = 0.97$ mho/m $\epsilon_r = 53.1$ $\rho = 1.00$ g/cm³
Coarse: Dx = 15.0, Dy = 15.0, Dz = 10.0
Cube 5x5x7; Powerdrift: -0.13 dB
SAR (1g): 0.308 mW/g, SAR (10g): 0.178 mW/g

Body SAR - 0.0cm Separation Distance - Back of EUT
Handheld Data Terminal with Dual-Band CDMA Modem & DSSS WLAN Card
Intermec Model: 700C with Dual-Band External Stubby Antenna (P/N: 805-606-002)
7.2V Lithium-Ion Battery
Cellular CDMA Mode
Channel 363 [835.89 MHz]
Conducted Power: 23.5 dBm
Ambient Temp. 23.5°C; Fluid Temp. 23.4°C
Date Tested: February 06, 2003



Intermec Technologies Corp. FCC ID: HN2SB555

SAM Phantom; Planar Section

Probe: ET3DV6 - SN1590; ConvF(6.70,6.70,6.70); Crest factor: 1.0

835 MHz Muscle: $\sigma = 0.97$ mho/m $\epsilon_r = 53.1$ $\rho = 1.00$ g/cm³

Z-Axis Extrapolation at Peak SAR Location

Body SAR - 0.0cm Separation Distance - Back of EUT
Handheld Data Terminal with Dual-Band CDMA Modem & DSSS WLAN Card
Intermec Model: 700C with Dual-Band External Stubby Antenna (P/N: 805-606-002)

7.2V Lithium-Ion Battery

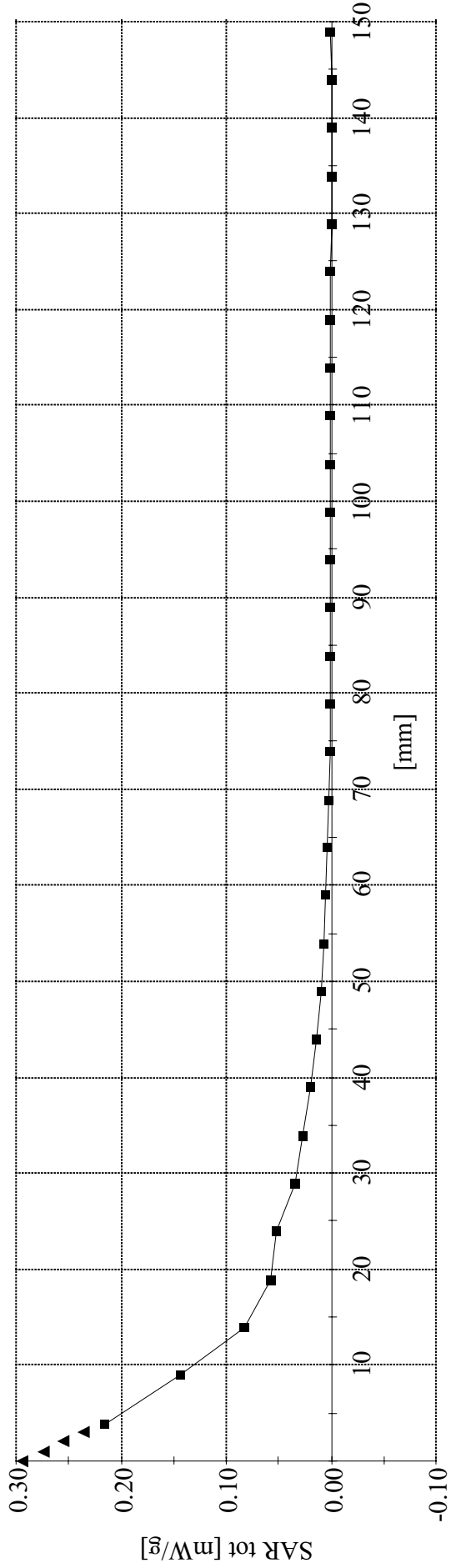
Cellular CDMA Mode

Channel 363 [835.89 MHz]

Conducted Power: 23.5 dBm

Ambient Temp. 23.5°C; Fluid Temp. 23.4°C

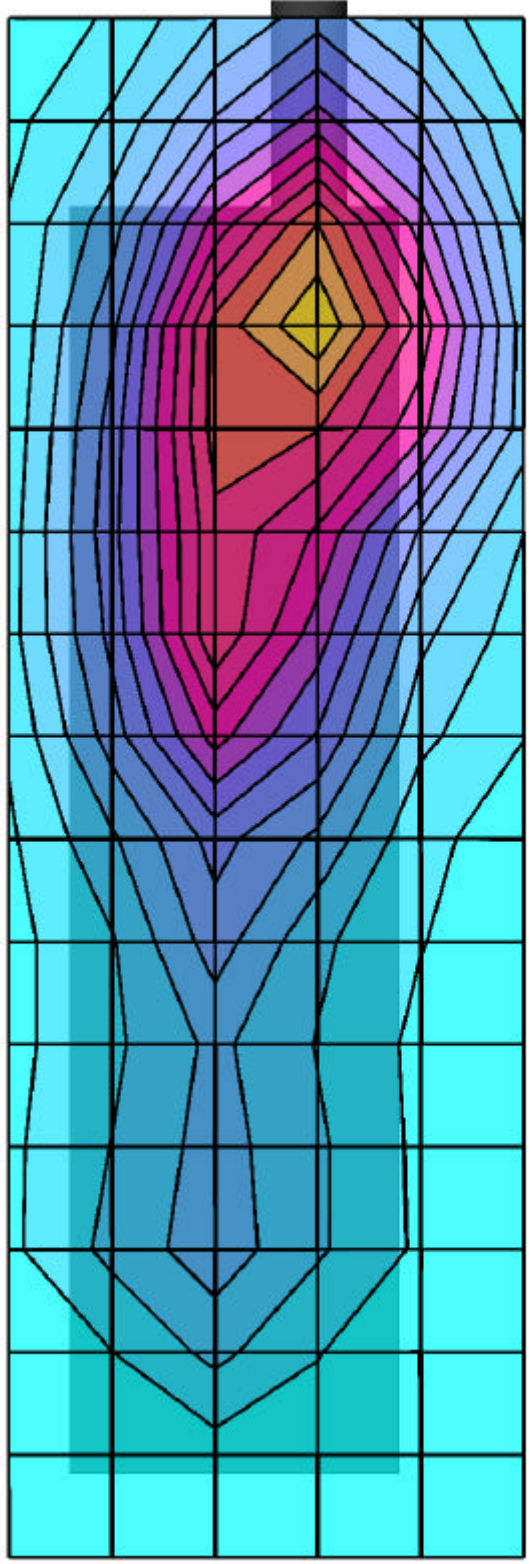
Date Tested: February 06, 2003



Intermec Technologies Corp. FCC ID: HN2SB555

SAM Phantom; Flat Section; Position: (270°, 270°)
Probe: ET3DV6 - SN1590; ConvF(6.70,6.70,6.70); Crest factor: 1.0
835 MHz Muscle: $\sigma = 0.97$ mho/m $\epsilon_r = 53.1$ $\rho = 1.00$ g/cm³
Coarse: Dx = 15.0, Dy = 15.0, Dz = 10.0
Cube 5x5x7; Powerdrift: -0.08 dB
SAR (1g): 0.0616 mW/g, SAR (10g): 0.0425 mW/g

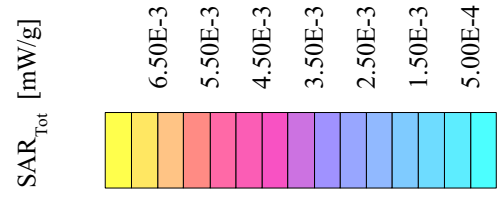
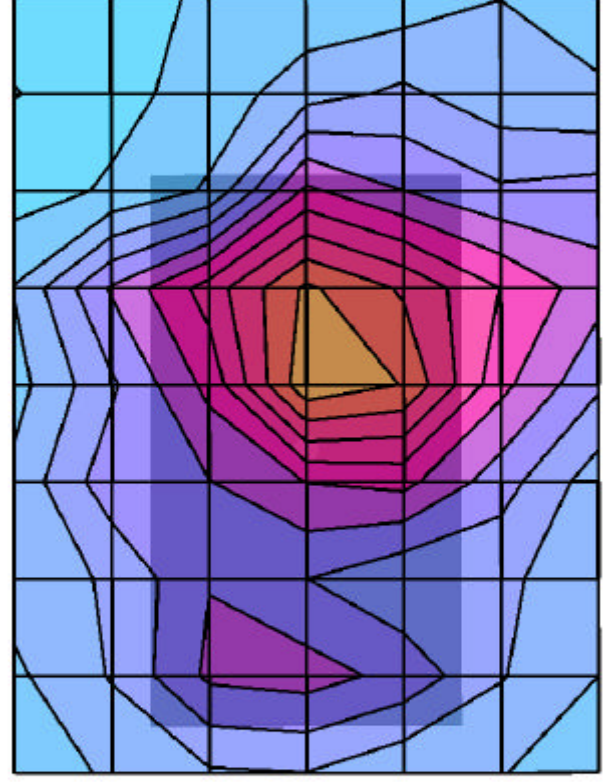
Body SAR - 0.0cm Separation Distance - Right Side of EUT (Antenna Side)
Handheld Data Terminal with Dual-Band CDMA Modem & DSSS WLAN Card
Intermec Model: 700C with Dual-Band External Stubby Antenna (P/N: 805-606-002)
7.2V Lithium-Ion Battery
Cellular CDMA Mode
Channel 363 [835.89 MHz]
Conducted Power: 23.5 dBm
Ambient Temp: 23.5°C; Fluid Temp: 23.4°C
Date Tested: February 06, 2003



Intermec Technologies Corp. FCC ID: HN2SB555

SAM Phantom; Flat Section; Position: (90°,180°)
 Probe: ET3DV6 - SN1590; ConvF(6.70,6.70,6.70); Crest factor: 1.0
 835 MHz Muscle: $\sigma = 0.97$ mho/m $\epsilon_r = 53.1$ $\rho = 1.00$ g/cm³
 Coarse: Dx = 15.0, Dy = 15.0, Dz = 10.0
 Cube 5x5x7; Powerdrift: -0.17 dB
 SAR (1g): 0.0048 mW/g, SAR (10g): 0.0033 mW/g

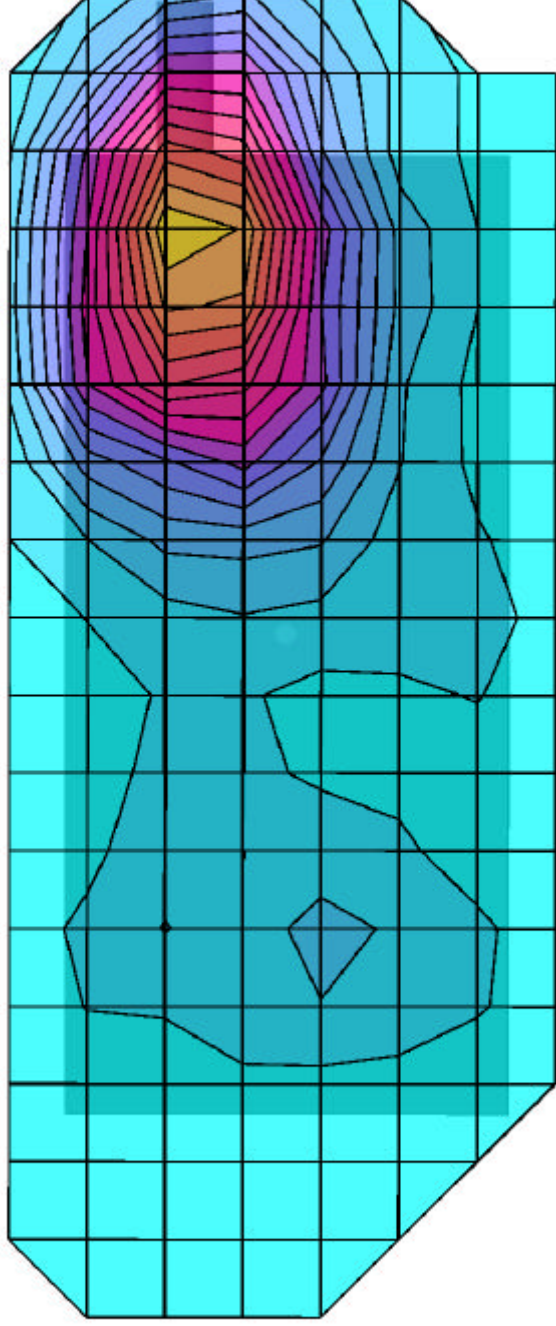
Body SAR - 1.5cm Separation Distance - Top End of EUT (Antenna End)
 Handheld Data Terminal with Dual-Band CDMA Modem & DSSS WLAN Card
 Intermec Model: 700C with Dual-Band External Stubby Antenna (P/N: 805-606-002)
 7.2V Lithium-Ion Battery
 Cellular CDMA Mode
 Channel 363 [835.89 MHz]
 Conducted Power: 23.5 dBm
 Ambient Temp. 23.5°C; Fluid Temp. 23.4°C
 Date Tested: February 06, 2003



Intermec Technologies Corp. FCC ID: HN2SB555

SAM Phantom; Flat Section; Position: (90°,90°)
Probe: ET3DV6 - SN1590; ConvF(6.70,6.70,6.70); Crest factor: 1.0
835 MHz Muscle: $\sigma = 0.97$ mho/m $\epsilon_r = 53.1$ $\rho = 1.00$ g/cm³
Coarse: Dx = 15.0, Dy = 15.0, Dz = 10.0
Cube 5x5x7; Powerdrift: -0.14 dB
SAR (1g): 0.301 mW/g, SAR (10g): 0.174 mW/g

Body SAR - 0.0cm Separation Distance - Back of EUT (Co-located Transmit with DSSS WLAN Card)
Handheld Data Terminal with Dual-Band CDMA Modem & DSSS WLAN Card
Intermec Model: 700C with Dual-Band External Stubby Antenna (P/N: 805-606-002)
7.2V Lithium-Ion Battery
Cellular CDMA Mode
Channel 363 [835.89 MHz]
Conducted Power: 23.5 dBm
Ambient Temp. 23.5°C; Fluid Temp. 23.4°C
Date Tested: February 06, 2003



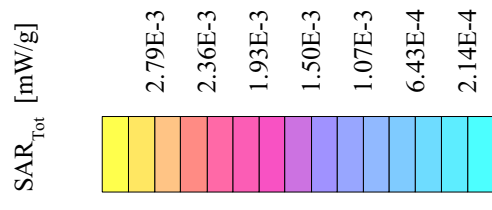

SAR_{tot} [mW/g]

1.79E-1
1.45E-1
1.12E-1
7.83E-2
4.47E-2
1.12E-2

Intermec Technologies Corp. FCC ID: HN2SB555

SAM Phantom; Flat Section; Position: (270°, 90°)
Probe: ET3DV6 - SN1590; ConvF(4.10,4.10,4.10); Crest factor: 1.0
2450 MHz Muscle: $\sigma = 2.01 \text{ mho/m}$, $\epsilon_r = 47.8$, $\rho = 1.00 \text{ g/cm}^3$
Coarse: Dx = 15.0, Dy = 15.0, Dz = 10.0
Cube 5x5x7; Powerdrift: -0.05 dB
SAR (1g): 0.0018 mW/g, SAR (10g): 0.0009 mW/g


Body SAR - 0.0cm Separation Distance - Back of EUT
Handheld Data Terminal with DSSS WLAN Card
Intermec Model: 700C with Internal Patch Antenna
7.2V Lithium-Ion Battery
Continuous Wave Mode
Mid Channel [2437 MHz]
Conducted Power: 17.0 dBm
Ambient Temp. 23.5°C; Fluid Temp. 23.5°C
Date Tested: February 07, 2003



Intermec Technologies Corp. FCC ID: HN2SB555

SAM Phantom; Flat Section; Position: (270°, 90°)
Probe: ET3DV6 - SN1590; ConvF(4.10,4.10,4.10); Crest factor: 1.0
2450 MHz Muscle: $\sigma = 2.01 \text{ mho/m}$, $\epsilon_r = 47.8$, $\rho = 1.00 \text{ g/cm}^3$
Coarse: Dx = 15.0, Dy = 15.0, Dz = 10.0
Cube 5x5x7; Powerdrift: -0.01 dB
SAR (1g): 0.0008 mW/g, SAR (10g): 0.0004 mW/g


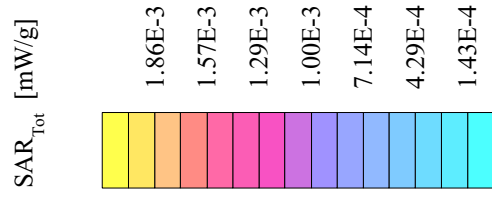
Body SAR - 0.0cm Separation Distance - Left Side of EUT
Handheld Data Terminal with DSSS WLAN Card
Intermec Model: 700C with Internal Patch Antenna
7.2V Lithium-Ion Battery
Continuous Wave Mode
Mid Channel [2437 MHz]
Conducted Power: 17.0 dBm
Ambient Temp. 23.5°C; Fluid Temp. 23.5°C
Date Tested: February 07, 2003



Intermec Technologies Corp. FCC ID: HN2SB555

SAM Phantom; Flat Section; Position: (270°, 90°)
Probe: ET3DV6 - SN1590; ConvF(4.10,4.10,4.10); Crest factor: 1.0
2450 MHz Muscle: $\sigma = 2.01 \text{ mho/m}$, $\epsilon_r = 47.8$, $\rho = 1.00 \text{ g/cm}^3$
Coarse: Dx = 15.0, Dy = 15.0, Dz = 10.0
Cube 5x5x7; Powerdrift: -0.07 dB
SAR (1g): 0.0016 mW/g, SAR (10g): 0.0010 mW/g

Body SAR - 0.0cm Separation Distance - Right Side of EUT
Handheld Data Terminal with DSSS WLAN Card
Intermec Model: 700C with Internal Patch Antenna
7.2V Lithium-Ion Battery
Continuous Wave Mode
Mid Channel [2437 MHz]
Conducted Power: 17.0 dBm
Ambient Temp. 23.5°C; Fluid Temp. 23.5°C
Date Tested: February 07, 2003



APPENDIX B - SYSTEM CHECK DATA

System Performance Check - 1800MHz Dipole

SAM Phantom; Flat Section

Probe: ET3DV6 - SNI1590; ConvF(5.60,5.60,5.60); Crest factor: 1.0; 1800 MHz Brain: $\sigma = 1.41 \text{ mho/m}$ $\epsilon_r = 40.0$ $\rho = 1.00 \text{ g/cm}^3$

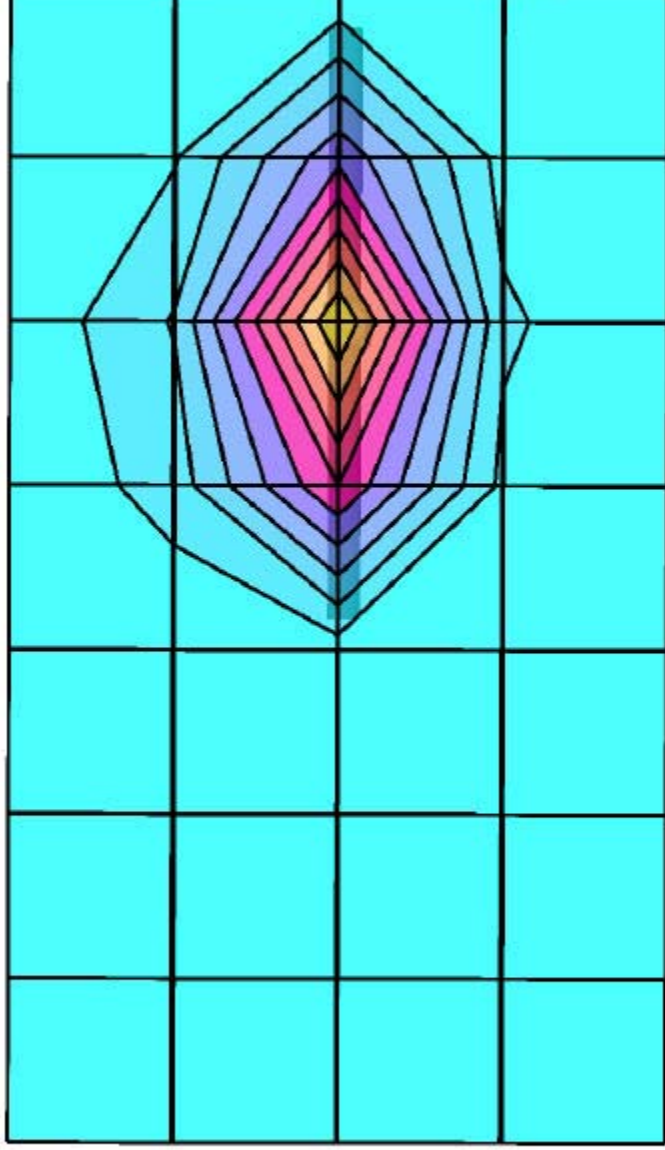
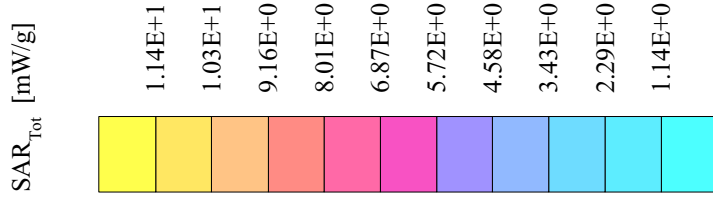
Cube 5x5x7; Peak: 18.8 mW/g, SAR (1g): 9.95 mW/g, SAR (10g): 5.16 mW/g, (Worst-case extrapolation)

Penetration depth: 8.2 (7.7, 9.4) [mm]; Powerdrift: 0.02 dB

Ambient Temp. 23.3°C; Fluid Temp. 22.5°C

Forward Conducted Power: 250 mW

Date Tested: February 05, 2003



System Performance Check - 1800MHz Dipole

SAM Phantom; Flat Section

Probe: ET3DV6 - SNI1590; ConvF(5.60,5.60,5.60); Crest factor: 1.0; 1800 MHz Brain: $\sigma = 1.41 \text{ mho/m}$ $\epsilon_r = 40.0$ $\rho = 1.00 \text{ g/cm}^3$

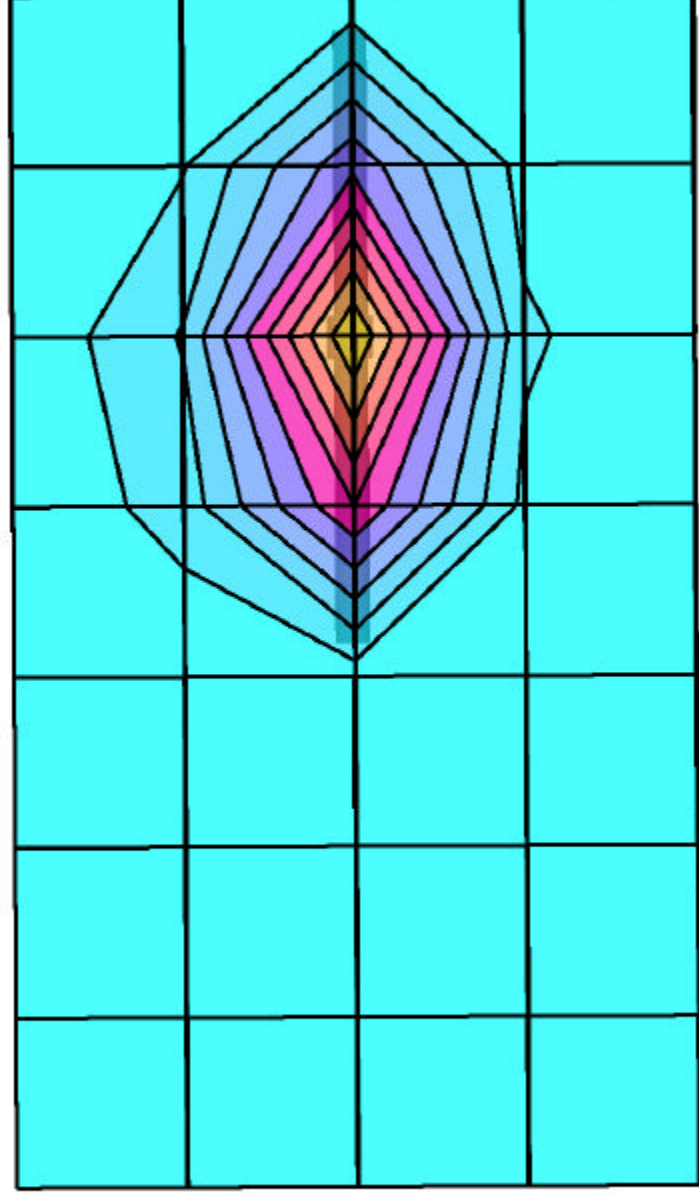
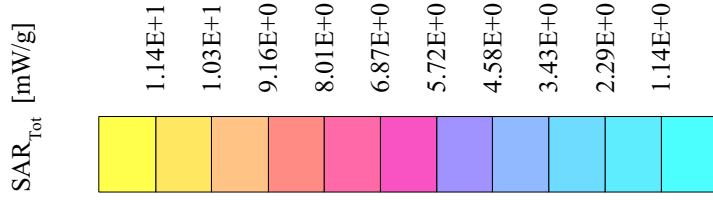
Cube 5x5x7; Peak: 18.5 mW/g, SAR (1g): 9.80 mW/g, SAR (10g): 5.09 mW/g, (Worst-case extrapolation)

Penetration depth: 8.1 (7.6, 9.3) [mm]; Powerdrift: 0.01 dB

Ambient Temp. 23.5°C; Fluid Temp. 23.4°C

Forward Conducted Power: 250 mW

Date Tested: February 06, 2003



System Performance Check - 900MHz Dipole

SAM Phantom; Flat Section

Probe: ET3DV6 - SNI1590; ConvF(6.90,6.90,6.90); Crest factor: 1.0; 900 MHz Brain: $\sigma = 0.97$ mho/m $\epsilon_r = 41.0$ $\rho = 1.00$ g/cm³

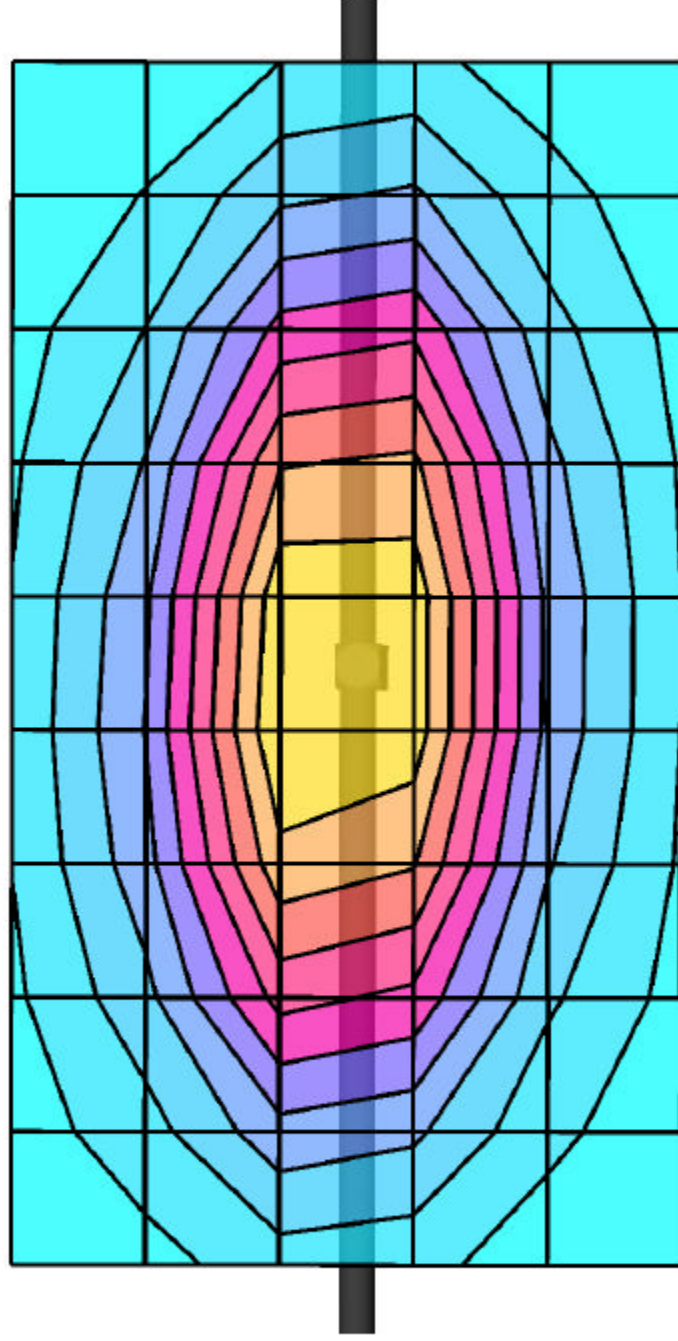
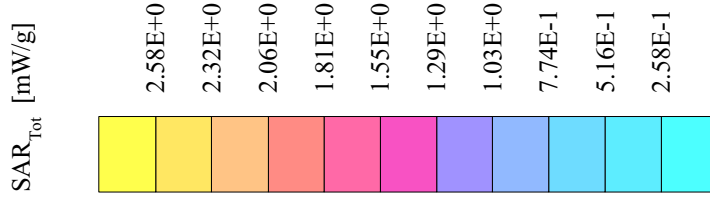
Cube 5x5x7; Peak: 4.40 mW/g, SAR (1g): 2.71 mW/g, SAR (10g): 1.70 mW/g, (Worst-case extrapolation)

Penetration depth: 11.3 (10.2, 12.8) [mm]; Powerdrift: -0.05 dB

Ambient Temp. 23.3°C; Fluid Temp. 22.3°C

Forward Conducted Power: 250 mW

Date Tested: February 05, 2003



System Performance Check - 900MHz Dipole

SAM Phantom; Flat Section

Probe: ET3DV6 - SNI1590; ConvF(6.90,6.90,6.90); Crest factor: 1.0; 900 MHz Brain: $\sigma = 0.97$ mho/m $\epsilon_r = 41.1$ $\rho = 1.00$ g/cm³

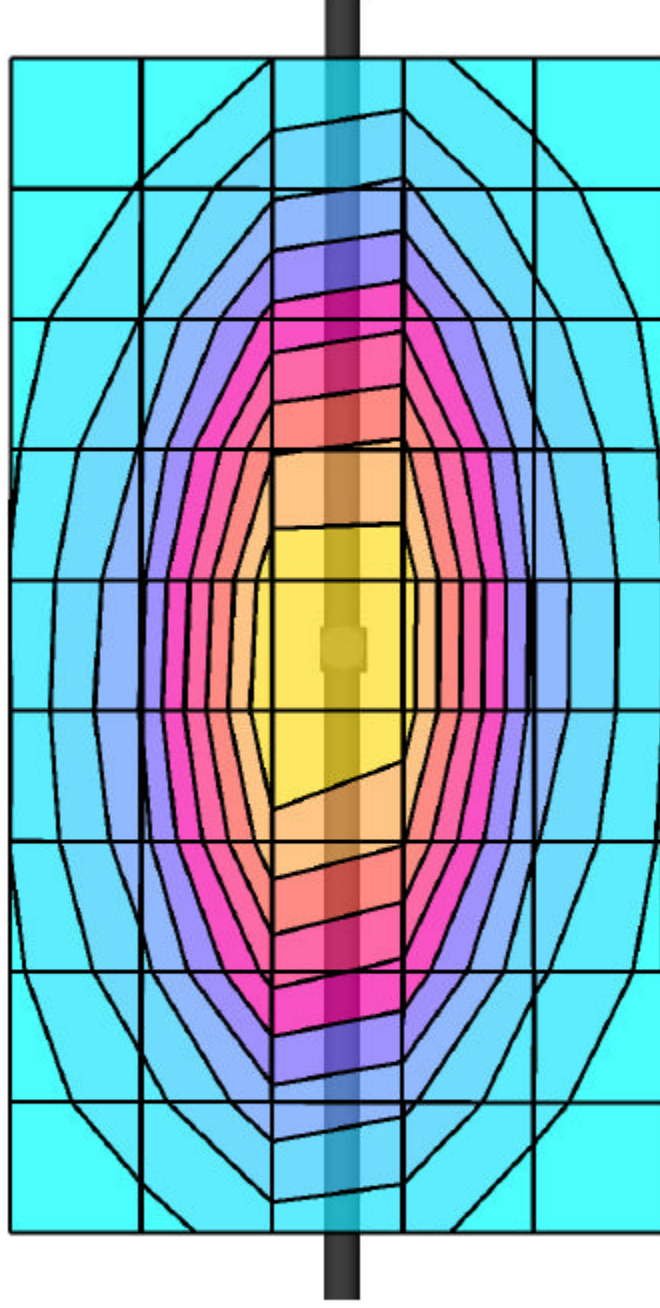
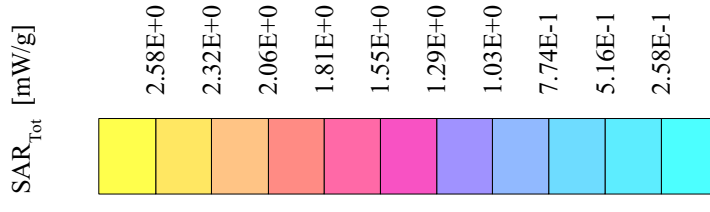
Cube 5x5x7; Peak: 4.44 mW/g, SAR (1g): 2.74 mW/g, SAR (10g): 1.72 mW/g, (Worst-case extrapolation)

Penetration depth: 11.2 (10.1, 12.7) [mm]; Powerdrift: -0.03 dB

Ambient Temp. 23.5°C; Fluid Temp. 23.3°C

Forward Conducted Power: 250 mW

Date Tested: February 06, 2003



System Performance Check - 2450MHz Dipole

SAM Phantom; Flat Section

Probe: ET3DV6 - SNI1590; ConvF(4.50,4.50,4.50); Crest factor: 1.0; 2450MHz Brain: $\sigma = 1.87 \text{ mho/m}$ $\epsilon_r = 35.6$ $\rho = 1.00 \text{ g/cm}^3$

Cube 5x5x7; Peak: 30.2 mW/g, SAR (1g): 14.2 mW/g, SAR (10g): 6.44 mW/g, (Worst-case extrapolation)

Penetration depth: 6.2 (6.1, 7.0) [mm]; Powerdrift: -0.01 dB

Ambient Temp. 23.4°C; Fluid Temp. 23.5°C

Forward Conducted Power: 250 mW

Date Tested: February 07, 2003

