

Appendix B: Test Results of Radiated Spurious Emissions & Mains Conducted Emission Test

Band Edges, 2.31GHz ~ 2.9GHz

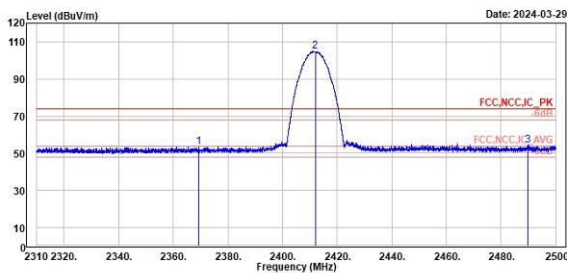
802.11b

Low Channel (Horizontal) Peak

Low Channel (Vertical) Peak



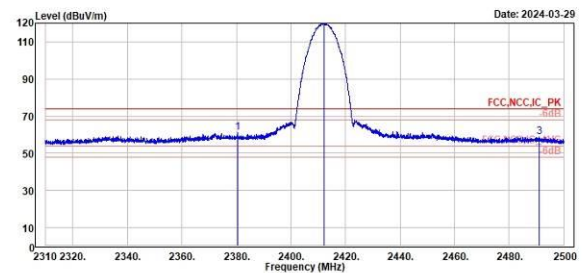
TUV Rheinland Taiwan Ltd.
No. 438-18, Sec 2, FenHiao, Linkou Dist., New Taipei City 244, Taiwan(R.O.C.)
Tel: +886-2172-1000 Fax: +886-2172-1322



1	2	3							
Freq	Level	Read	Limit	Over	Apos	TPos	Remark	Pol/Phase	Note
MHz	dBuV/m	dBuV	dB/m	dBuV/m	dB	cm	deg		
2369.17	53.61	16.33	37.28	74.00	-20.39	100	330 Peak	Horizontal	
2412.00	104.04	67.50	37.44	74.00	30.04	100	330 Peak	Horizontal	*
2489.97	54.26	16.60	37.66	74.00	-19.74	100	330 Peak	Horizontal	



TUV Rheinland Taiwan Ltd.
No. 438-18, Sec 2, FenHiao, Linkou Dist., New Taipei City 244, Taiwan(R.O.C.)
Tel: +886-2172-1000 Fax: +886-2172-1322



1	2	3							
Freq	Level	Read	Limit	Over	Apos	TPos	Remark	Pol/Phase	Note
MHz	dBuV/m	dBuV	dB/m	dBuV/m	dB	cm	deg		
2300.41	61.34	24.02	37.32	74.00	-12.66	100	83 Peak	Vertical	
2412.00	110.83	82.39	37.44	74.00	45.83	100	83 Peak	Vertical	*
2491.03	59.01	21.35	37.66	74.00	-14.99	100	83 Peak	Vertical	

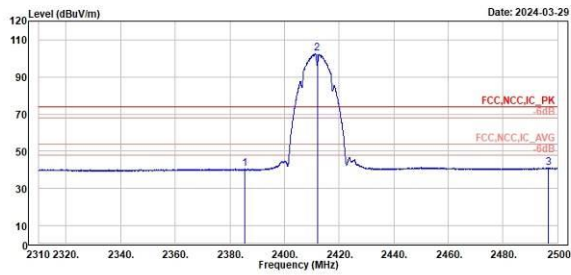
802.11b

Low Channel (Horizontal) Average

Low Channel (Vertical) Average



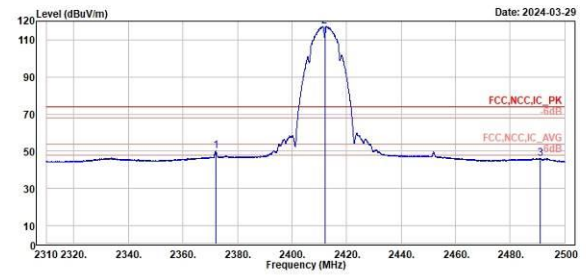
TUV Rheinland Taiwan Ltd.
No. 438-18, Sec 2, Fenliao, Linkou Dist., New Taipei City 244, Taiwan(R.O.C.)
Tel: +886-2172-1000 Fax: +886-2172-1322



1	2	3							
Freq	Level	Read	Limit	Over	APos	TPos	Remark	Pol/Phase	Note
MHz	dBuV/m	dBuV	dB/m	dBuV/m	dB	cm	deg		
2385.47	48.54	3.21	37.33	54.00	-13.46	100	330 Average	Horizontal	
2412.00	102.49	65.05	37.44	54.00	48.49	100	330 Average	Horizontal	
2496.54	41.01	3.34	37.67	54.00	-12.99	100	330 Average	Horizontal	



TUV Rheinland Taiwan Ltd.
No. 438-18, Sec 2, Fenliao, Linkou Dist., New Taipei City 244, Taiwan(R.O.C.)
Tel: +886-2172-1000 Fax: +886-2172-1322



1	2	3							
Freq	Level	Read	Limit	Over	APos	TPos	Remark	Pol/Phase	Note
MHz	dBuV/m	dBuV	dB/m	dBuV/m	dB	cm	deg		
2372.02	50.26	12.97	37.29	54.00	-3.74	100	83 Average	Vertical	
2412.00	117.35	79.91	37.44	54.00	63.35	100	83 Average	Vertical	
2490.96	46.19	8.53	37.66	54.00	-7.81	100	83 Average	Vertical	

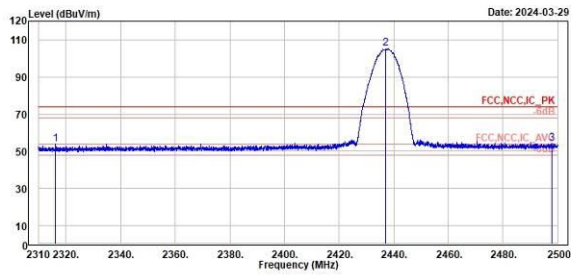
802.11b

Middle Channel (Horizontal) Peak

Middle Channel (Vertical) Peak



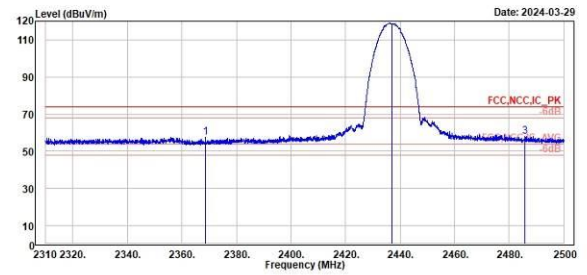
TUV Rheinland Taiwan Ltd.
No. 438-18, Sec 2, FenHiao, Linkou Dist., New Taipei City 244, Taiwan(R.O.C.)
Tel: +886-2172-1000 Fax: +886-2172-1322



1	2	3	4	5	6	7	8	9	10	11	12	13	14	15	16	17	18	19	20
Freq	Level	Read	Limit	Over	APos	TPos	Remark	Pol/Phase	Note										
MHz	dBuV/m	dBuV	dB/m	dBuV/m	dB	cm	deg												
2316.19	53.88	16.83	37.05	74.00	-20.12	119	61 Peak	Horizontal											
2437.00	105.20	67.64	37.56	74.00	31.20	119	61 Peak	Horizontal											
2497.91	54.46	16.79	37.67	74.00	-19.54	119	61 Peak	Horizontal											



TUV Rheinland Taiwan Ltd.
No. 438-18, Sec 2, FenHiao, Linkou Dist., New Taipei City 244, Taiwan(R.O.C.)
Tel: +886-2172-1000 Fax: +886-2172-1322



1	2	3	4	5	6	7	8	9	10	11	12	13	14	15	16	17	18	19	20
Freq	Level	Read	Limit	Over	APos	TPos	Remark	Pol/Phase	Note										
MHz	dBuV/m	dBuV	dB/m	dBuV/m	dB	cm	deg												
2368.71	57.62	20.34	37.28	74.00	-16.38	262	331 Peak	Vertical											
2437.00	119.29	81.73	37.56	74.00	45.29	262	331 Peak	Vertical											
2485.86	57.91	20.25	37.66	74.00	-16.09	262	331 Peak	Vertical											

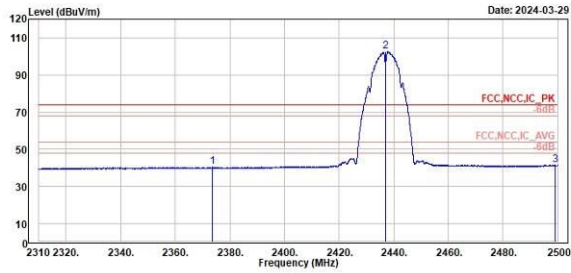
802.11b

Middle Channel (Horizontal) Average

Middle Channel (Vertical) Average



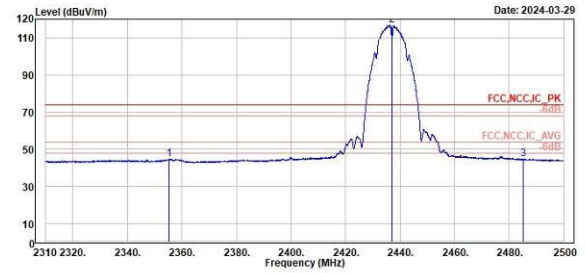
TUV Rheinland Taiwan Ltd.
No. 438-18, Sec 2, FenHiao, Linkou Dist., New Taipei City 244, Taiwan(R.O.C.)
Tel: +886-2172-1000 Fax: +886-2172-1322



Freq	Level	Read	Limit	Over	APos	TPos	Remark	Pol/Phase	Note
MHz	dBuV/m	dBuV	dB/m	dBuV/m	dB	cm	deg		
1	2373.57	48.54	3.24	37.30	54.00	-13.46	119	61 Average	Horizontal
2 *	2437.00	102.69	65.13	37.56	54.00	48.69	119	61 Average	Horizontal
3	2499.05	41.53	3.86	37.67	54.00	-12.47	119	61 Average	Horizontal



TUV Rheinland Taiwan Ltd.
No. 438-18, Sec 2, FenHiao, Linkou Dist., New Taipei City 244, Taiwan(R.O.C.)
Tel: +886-2172-1000 Fax: +886-2172-1322



Freq	Level	Read	Limit	Over	APos	TPos	Remark	Pol/Phase	Note
MHz	dBuV/m	dBuV	dB/m	dBuV/m	dB	cm	deg		
1	2355.41	44.85	7.61	37.24	54.00	-9.15	262	331 Average	Vertical
2 *	2437.00	116.82	79.26	37.56	54.00	62.82	262	331 Average	Vertical
3	2485.18	44.78	7.12	37.66	54.00	-9.22	262	331 Average	Vertical

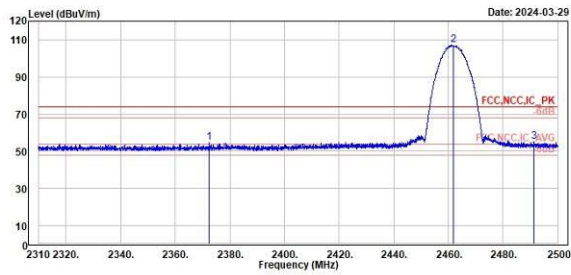
802.11b

High Channel (Horizontal) Peak

High Channel (Vertical) Peak



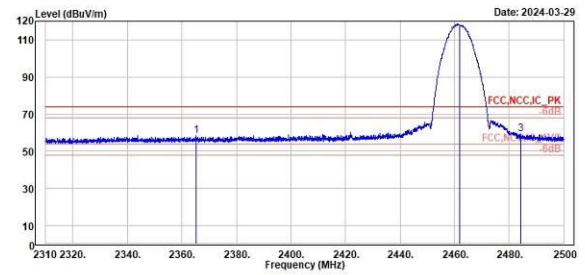
TUV Rheinland Taiwan Ltd.
No. 438-18, Sec 2, FenHiao, Linkou Dist., New Taipei City 244, Taiwan(R.O.C.)
Tel: +886-2172-1000 Fax: +886-2172-1322



Peak	Freq (MHz)	Level (dBuV/m)	Read Level (dBuV)	Level Factor (dB/m)	Limit Line (dBuV/m)	Over Limit (dB)	APos (cm)	TPos (deg)	Remark	Pol/Phase	Note
1	2372.43	54.58	17.29	37.29	74.00	-19.42	100	143	Peak	Horizontal	
2 *	2462.00	107.17	69.54	37.63	74.00	33.17	100	143	Peak	Horizontal	
3	2491.41	55.31	17.65	37.66	74.00	-18.69	100	143	Peak	Horizontal	



TUV Rheinland Taiwan Ltd.
No. 438-18, Sec 2, FenHiao, Linkou Dist., New Taipei City 244, Taiwan(R.O.C.)
Tel: +886-2172-1000 Fax: +886-2172-1322



Peak	Freq (MHz)	Level (dBuV/m)	Read Level (dBuV)	Level Factor (dB/m)	Limit Line (dBuV/m)	Over Limit (dB)	APos (cm)	TPos (deg)	Remark	Pol/Phase	Note
1	2365.37	58.27	21.00	37.27	74.00	-15.73	139	224	Peak	Vertical	
2 *	2462.00	118.62	80.99	37.63	74.00	44.62	139	224	Peak	Vertical	
3	2484.27	59.15	21.50	37.65	74.00	-14.85	139	224	Peak	Vertical	

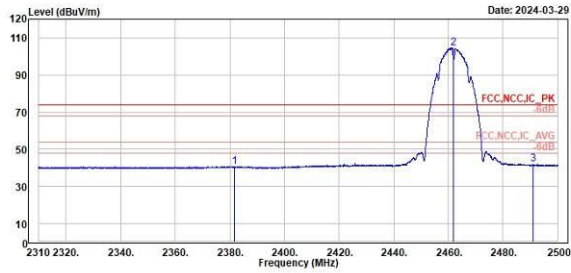
802.11b

High Channel (Horizontal) Average

High Channel (Vertical) Average



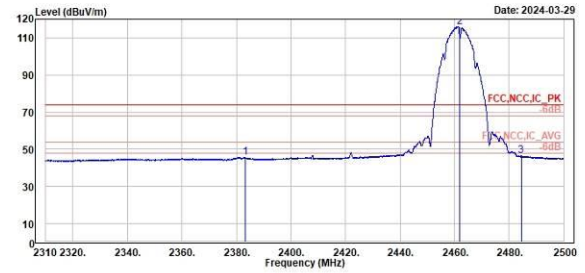
TUV Rheinland Taiwan Ltd.
No. 438-18, Sec 2, Fenliao, Linkou Dist., New Taipei City 244, Taiwan(R.O.C.)
Tel: +886-2172-1000 Fax: +886-2172-1322



Freq	Level	Read	Limit	Over	APos	TPos	Remark	Pol/Phase	Note
MHz	dBuV/m	dBuV	dB/m	dBuV/m	dB	cm	deg		
1	2381.59	48.72	3.40	37.32	54.00	-13.28	180	143	Average Horizontal
2 *	2462.08	104.64	67.01	37.63	54.00	50.64	180	143	Average Horizontal
3	2491.07	41.98	4.32	37.66	54.00	-12.02	180	143	Average Horizontal



TUV Rheinland Taiwan Ltd.
No. 438-18, Sec 2, Fenliao, Linkou Dist., New Taipei City 244, Taiwan(R.O.C.)
Tel: +886-2172-1000 Fax: +886-2172-1322



Freq	Level	Read	Limit	Over	APos	TPos	Remark	Pol/Phase	Note
MHz	dBuV/m	dBuV	dB/m	dBuV/m	dB	cm	deg		
1	2383.38	45.63	8.30	37.33	54.00	-8.37	139	224	Average Vertical
2 *	2462.08	116.11	78.48	37.63	54.00	62.11	139	224	Average Vertical
3	2484.38	46.41	8.75	37.66	54.00	-7.59	139	224	Average Vertical

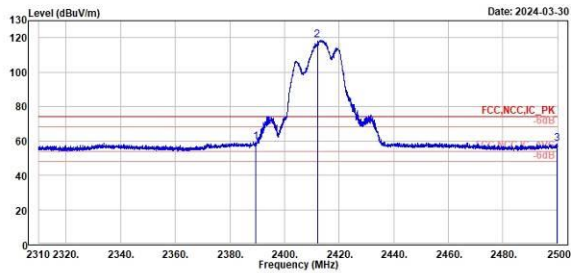
802.11g

Low Channel (Horizontal) Peak

Low Channel (Vertical) Peak



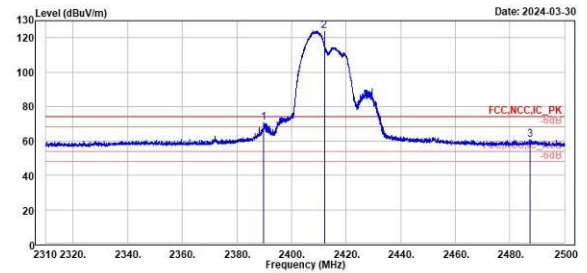
TÜV Rheinland Taiwan Ltd.
No. 458-18, Sec. 2, Fenhiao, Linkou Dist., New Taipei City 244, Taiwan(R.O.C.)
Tel: +886-2172-1000 Fax: +886-2172-1322



Peak	Freq (MHz)	Level (dBuV/m)	Read Level (dBuV)	Level Factor (dB/m)	Limit Line (dBuV/m)	Over Limit (dB)	APos (cm)	TPos (deg)	Remark	Pol/Phase	Note
1	2389.57	59.44	22.10	37.34	74.00	-14.56	100	177	Peak	Horizontal	
2 *	2412.00	118.64	81.20	37.44	74.00	44.64	100	177	Peak	Horizontal	
3	2499.85	58.13	20.46	37.67	74.00	-15.87	100	177	Peak	Horizontal	



TÜV Rheinland Taiwan Ltd.
No. 458-18, Sec. 2, Fenhiao, Linkou Dist., New Taipei City 244, Taiwan(R.O.C.)
Tel: +886-2172-1000 Fax: +886-2172-1322



Peak	Freq (MHz)	Level (dBuV/m)	Read Level (dBuV)	Level Factor (dB/m)	Limit Line (dBuV/m)	Over Limit (dB)	APos (cm)	TPos (deg)	Remark	Pol/Phase	Note
1	2389.76	70.56	33.22	37.34	74.00	-3.44	100	261	Peak	Vertical	
2 *	2412.00	123.85	86.41	37.44	74.00	49.85	100	261	Peak	Vertical	
3	2487.23	60.58	22.92	37.66	74.00	-13.42	100	261	Peak	Vertical	

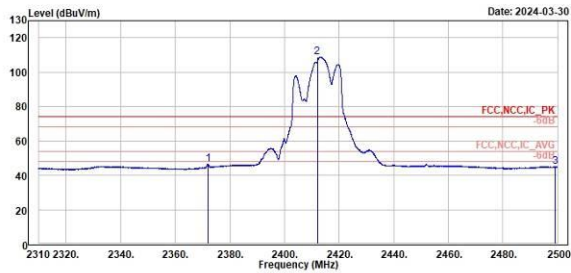
802.11g

Low Channel (Horizontal) Average

Low Channel (Vertical) Average



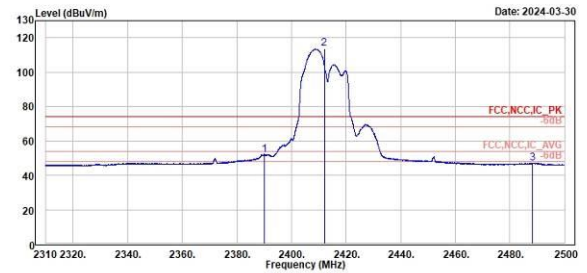
TÜV Rheinland Taiwan Ltd.
No. 458-18, Sec. 2, Fenhiao, Linkou Dist., New Taipei City 244, Taiwan(R.O.C.)
Tel: +886-2172-1000 Fax: +886-2172-1322



Freq	Level	Read	Level	Factor	Limit	Over	Apos	TPos	Remark	Pol/Phase	Note
MHz	dBuV/m	dBuV	dB/m	dBuV/m	dB	cm	deg				
1	2371.94	46.58	9.29	37.29	54.00	-7.42	100	177	Average	Horizontal	
2 *	2412.00	108.79	71.35	37.44	54.00	54.79	100	177	Average	Horizontal	
3	2499.05	44.92	7.25	37.67	54.00	-9.08	100	177	Average	Horizontal	



TÜV Rheinland Taiwan Ltd.
No. 458-18, Sec. 2, Fenhiao, Linkou Dist., New Taipei City 244, Taiwan(R.O.C.)
Tel: +886-2172-1000 Fax: +886-2172-1322



Freq	Level	Read	Level	Factor	Limit	Over	Apos	TPos	Remark	Pol/Phase	Note
MHz	dBuV/m	dBuV	dB/m	dBuV/m	dB	cm	deg				
1	2389.99	51.87	14.53	37.34	54.00	-2.13	100	261	Average	Vertical	
2 *	2412.00	113.59	76.15	37.44	54.00	59.59	100	261	Average	Vertical	
3	2488.18	47.16	9.50	37.66	54.00	-6.84	100	261	Average	Vertical	

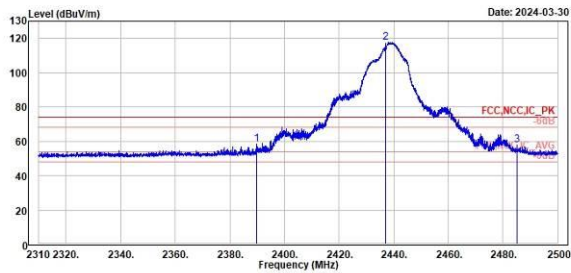
802.11g

Middle Channel (Horizontal) Peak

Middle Channel (Vertical) Peak



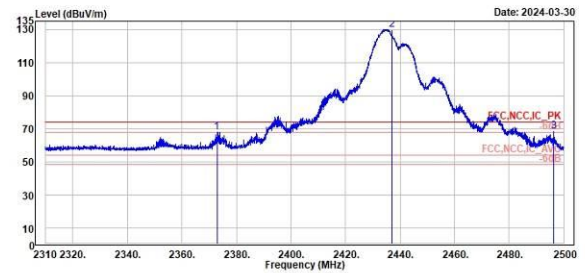
TUV Rheinland Taiwan Ltd.
No. 438-18, Sec 2, Fenfiao, Linkou Dist., New Taipei City 244, Taiwan(R.O.C.)
Tel: +886-2172-1000 Fax: +886-2172-1322



Peak	Freq (MHz)	Level (dBuV/m)	Read Level (dBuV)	Factor (dB/m)	Limit Line (dBuV/m)	Over Limit (dB)	Apos (cm)	TPos (deg)	Remark	Pol/Phase	Note
1	2389.88	58.42	21.00	37.34	74.00	-15.58	134	159	Peak	Horizontal	
2 *	2437.88	117.86	80.30	37.56	74.00	43.86	134	159	Peak	Horizontal	
3	2485.22	57.93	20.27	37.66	74.00	-16.07	134	159	Peak	Horizontal	



TUV Rheinland Taiwan Ltd.
No. 438-18, Sec 2, Fenfiao, Linkou Dist., New Taipei City 244, Taiwan(R.O.C.)
Tel: +886-2172-1000 Fax: +886-2172-1322



Peak	Freq (MHz)	Level (dBuV/m)	Read Level (dBuV)	Factor (dB/m)	Limit Line (dBuV/m)	Over Limit (dB)	Apos (cm)	TPos (deg)	Remark	Pol/Phase	Note
1	2372.85	67.90	30.60	37.30	74.00	-6.10	100	103	Peak	Vertical	
2 *	2437.88	129.97	92.41	37.56	74.00	55.97	100	103	Peak	Vertical	
3 !	2496.31	68.16	30.49	37.67	74.00	-5.84	100	103	Peak	Vertical	

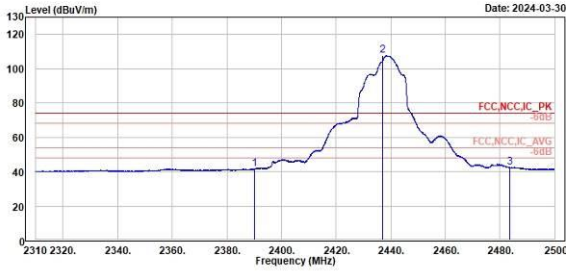
802.11g

Middle Channel (Horizontal) Average

Middle Channel (Vertical) Average



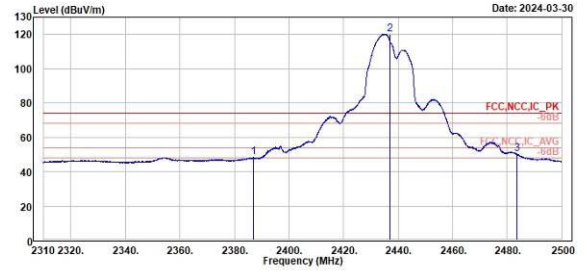
TUV Rheinland Taiwan Ltd.
No. 438-18, Sec 2, Fenfiao, Linkou Dist., New Taipei City 244, Taiwan(R.O.C.)
Tel: +886-2172-1000 Fax: +886-2172-1322



1	2	3							
Freq	Level	Read	Limit	Over	APos	TPos	Remark	Pol/Phase	Note
MHz	dBuV/m	dBuV	dB/m	dBuV/m	dB	cm	deg		
2389.95	41.65	4.31	37.34	54.00	-12.35	134	159 Average	Horizontal	
2437.00	107.72	70.16	37.56	54.00	53.72	134	159 Average	Horizontal	
2483.51	42.35	4.70	37.65	54.00	-11.65	134	159 Average	Horizontal	



TUV Rheinland Taiwan Ltd.
No. 438-18, Sec 2, Fenfiao, Linkou Dist., New Taipei City 244, Taiwan(R.O.C.)
Tel: +886-2172-1000 Fax: +886-2172-1322



1	2	3							
Freq	Level	Read	Limit	Over	APos	TPos	Remark	Pol/Phase	Note
MHz	dBuV/m	dBuV	dB/m	dBuV/m	dB	cm	deg		
2386.87	48.33	11.00	37.33	54.00	-5.67	100	103 Average	Vertical	
2437.00	120.24	82.68	37.56	54.00	66.24	100	103 Average	Vertical	
2483.62	50.51	12.86	37.65	54.00	-3.49	100	103 Average	Vertical	

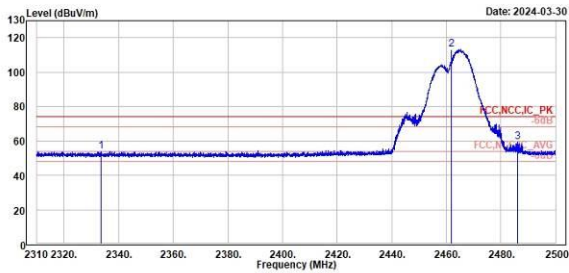
802.11g

High Channel (Horizontal) Peak

High Channel (Vertical) Peak



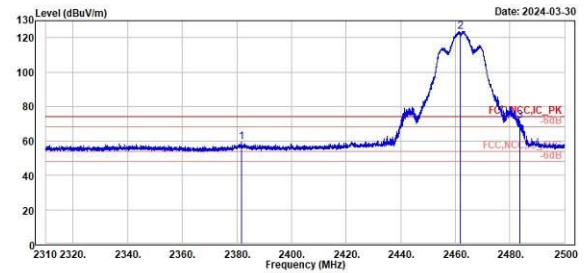
TÜV Rheinland Taiwan Ltd.
No. 458-18, Sec. 2, Fenhiao, Linkou Dist., New Taipei City 244, Taiwan(R.O.C.)
Tel: +886-2172-1000 Fax: +886-2172-1322



Peak	Freq (MHz)	Level (dBuV/m)	Read Level (dBuV)	Level Factor (dB/m)	Limit Line (dBuV/m)	Over Limit (dB)	APos (cm)	TPos (deg)	Remark	Pol/Phase	Note
1	2333.67	53.88	16.74	37.14	74.00	-20.12	342		82 Peak	Horizontal	
2 *	2462.00	113.13	75.50	37.63	74.00	39.13	342		82 Peak	Horizontal	
3	2486.21	59.12	21.46	37.66	74.00	-14.88	342		82 Peak	Horizontal	



TÜV Rheinland Taiwan Ltd.
No. 458-18, Sec. 2, Fenhiao, Linkou Dist., New Taipei City 244, Taiwan(R.O.C.)
Tel: +886-2172-1000 Fax: +886-2172-1322



Peak	Freq (MHz)	Level (dBuV/m)	Read Level (dBuV)	Level Factor (dB/m)	Limit Line (dBuV/m)	Over Limit (dB)	APos (cm)	TPos (deg)	Remark	Pol/Phase	Note
1	2381.74	59.29	21.97	37.32	74.00	-14.71	236		333 Peak	Vertical	
2 *	2462.00	123.71	86.08	37.63	74.00	49.71	236		333 Peak	Vertical	
3 !	2483.55	71.58	33.93	37.65	74.00	-2.42	236		333 Peak	Vertical	

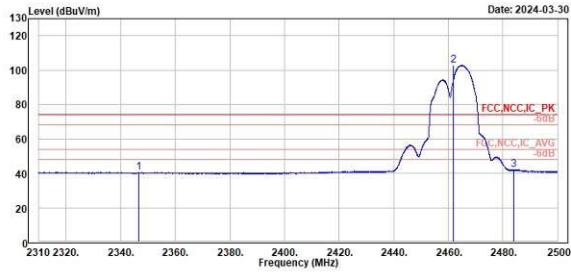
802.11g

High Channel (Horizontal) Average

High Channel (Vertical) Average



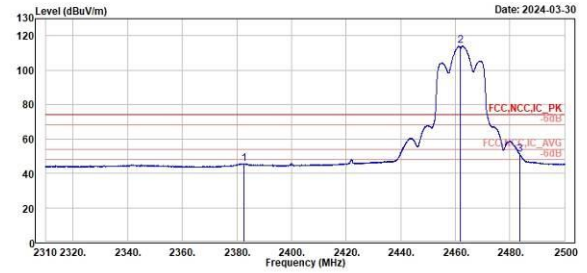
TÜV Rheinland Taiwan Ltd.
No. 458-18, Sec. 2, Fenhiao, Linkou Dist., New Taipei City 244, Taiwan(R.O.C.)
Tel: +886-2172-1000 Fax: +886-2172-1322



Freq	Level	Read Level	Factor	Limit Line	Over Limit	APos	TPos	Remark	Pol/Phase	Note
MHz	dBuV/m	dBuV	dB/m	dBuV/m	dB	cm	deg			
1	2346.71	48.54	3.33	37.21	54.00	-13.46	342	82 Average	Horizontal	
2 *	2462.00	102.87	65.24	37.63	54.00	48.87	342	82 Average	Horizontal	
3	2483.85	42.08	4.43	37.65	54.00	-11.92	342	82 Average	Horizontal	



TÜV Rheinland Taiwan Ltd.
No. 458-18, Sec. 2, Fenhiao, Linkou Dist., New Taipei City 244, Taiwan(R.O.C.)
Tel: +886-2172-1000 Fax: +886-2172-1322

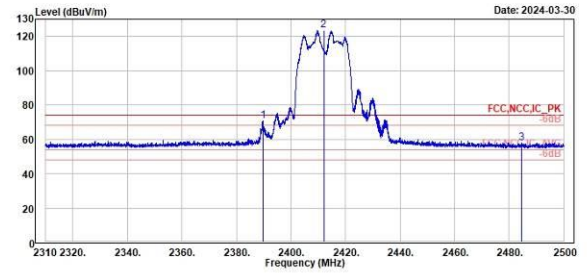
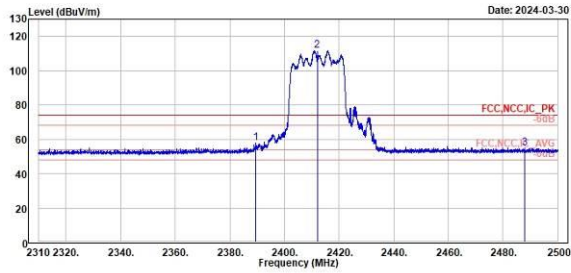


Freq	Level	Read Level	Factor	Limit Line	Over Limit	APos	TPos	Remark	Pol/Phase	Note
MHz	dBuV/m	dBuV	dB/m	dBuV/m	dB	cm	deg			
1	2382.50	45.63	8.20	37.33	54.00	-8.37	236	333 Average	Vertical	
2 *	2462.00	114.33	76.69	37.63	54.00	60.32	236	333 Average	Vertical	
3 !	2483.51	51.16	13.51	37.65	54.00	-2.84	236	333 Average	Vertical	

802.11ax HE20

Low Channel (Horizontal) Peak

Low Channel (Vertical) Peak



Peak	Freq (MHz)	Level (dBuV/m)	Read Level (dBuV)	Level Factor (dB/m)	Limit Line (dBuV/m)	Over Limit (dB)	APos (cm)	TPos (deg)	Remark	Pol/Phase	Note
1	2389.59	57.92	20.48	37.34	74.00	-16.18	100	166	Peak	Horizontal	
2 *	2412.09	111.93	74.49	37.44	74.00	37.93	100	166	Peak	Horizontal	
3	2487.92	54.81	17.15	37.66	74.00	-19.19	100	166	Peak	Horizontal	

Peak	Freq (MHz)	Level (dBuV/m)	Read Level (dBuV)	Level Factor (dB/m)	Limit Line (dBuV/m)	Over Limit (dB)	APos (cm)	TPos (deg)	Remark	Pol/Phase	Note
1	2389.84	70.93	33.59	37.34	74.00	-3.07	100	155	Peak	Vertical	
2 *	2412.09	123.64	86.20	37.44	74.00	49.64	100	155	Peak	Vertical	
3	2484.65	57.85	20.19	37.66	74.00	-16.15	100	155	Peak	Vertical	

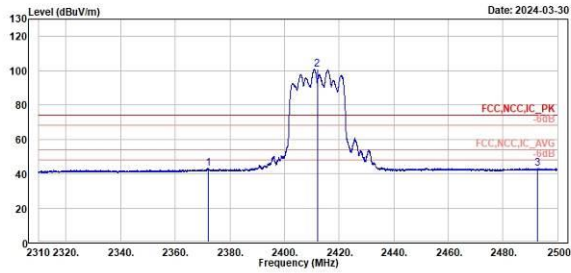
802.11ax HE20

Low Channel (Horizontal) Average

Low Channel (Vertical) Average



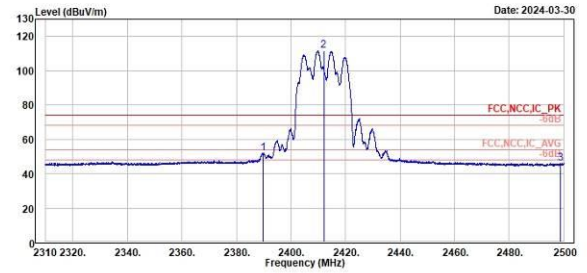
TUV Rheinland Taiwan Ltd.
No. 438-18, Sec 2, Fenfiao, Linkou Dist., New Taipei City 244, Taiwan(R.O.C.)
Tel: +886-2172-1000 Fax: +886-2172-1322



1	2	3								
Level	Level	Level								
Factor	Factor	Factor								
Limit	Limit	Limit								
Over	Over	Over								
Apos	Apos	Apos								
TPos	TPos	TPos								
Remark	Remark	Remark								
Pol/Phase	Pol/Phase	Pol/Phase								
Note	Note	Note								
2372.02	43.21	5.92	37.29	54.00	-10.79	100	166	Average	Horizontal	
2412.00	100.61	63.17	37.44	54.00	46.61	100	166	Average	Horizontal	
2492.74	42.90	5.24	37.66	54.00	-11.10	100	166	Average	Horizontal	



TUV Rheinland Taiwan Ltd.
No. 438-18, Sec 2, Fenfiao, Linkou Dist., New Taipei City 244, Taiwan(R.O.C.)
Tel: +886-2172-1000 Fax: +886-2172-1322



1	2	3								
Level	Level	Level								
Factor	Factor	Factor								
Limit	Limit	Limit								
Over	Over	Over								
Apos	Apos	Apos								
TPos	TPos	TPos								
Remark	Remark	Remark								
Pol/Phase	Pol/Phase	Pol/Phase								
Note	Note	Note								
2389.76	51.97	14.63	37.34	54.00	-2.03	100	155	Average	Vertical	
2412.00	111.51	74.07	37.44	54.00	57.51	100	155	Average	Vertical	
2498.78	45.87	8.20	37.67	54.00	-8.13	100	155	Average	Vertical	

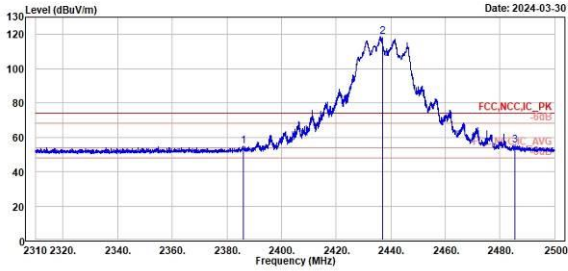
802.11ax HE20

Middle Channel (Horizontal) Peak

Middle Channel (Vertical) Peak



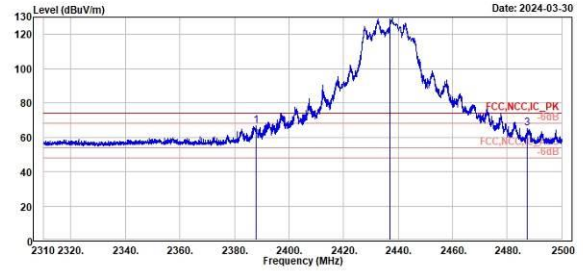
TUV Rheinland Taiwan Ltd.
No. 438-18, Sec 2, Fenfiao, Linkou Dist., New Taipei City 244, Taiwan(R.O.C.)
Tel: +886-2172-1000 Fax: +886-2172-1322



Peak	Freq (MHz)	Level (dBuV/m)	Read Level (dBuV)	Factor (dB/m)	Limit (dBuV/m)	Over Limit (dB)	APos (cm)	TPos (deg)	Remark	Pol/Phase	Note
1	2386.04	54.68	17.35	37.33	74.00	-19.32	147	83	Peak	Horizontal	
2 *	2437.09	118.54	80.98	37.56	74.00	44.54	147	83	Peak	Horizontal	
3	2485.52	55.56	17.90	37.66	74.00	-18.44	147	83	Peak	Horizontal	



TUV Rheinland Taiwan Ltd.
No. 438-18, Sec 2, Fenfiao, Linkou Dist., New Taipei City 244, Taiwan(R.O.C.)
Tel: +886-2172-1000 Fax: +886-2172-1322



Peak	Freq (MHz)	Level (dBuV/m)	Read Level (dBuV)	Factor (dB/m)	Limit (dBuV/m)	Over Limit (dB)	APos (cm)	TPos (deg)	Remark	Pol/Phase	Note
1	2387.99	66.64	29.30	37.34	74.00	-7.36	158	216	Peak	Vertical	
2 *	2437.09	129.37	91.81	37.56	74.00	55.37	158	216	Peak	Vertical	
3	2487.31	65.21	27.55	37.66	74.00	-8.79	158	216	Peak	Vertical	

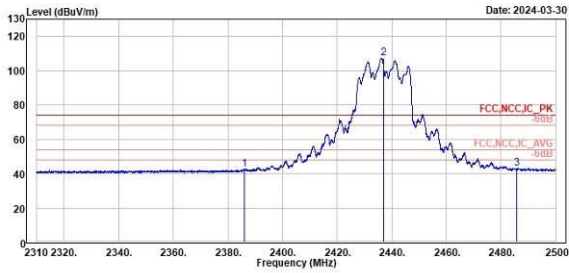
802.11ax HE 20

Middle Channel (Horizontal) Average

Middle Channel (Vertical) Average



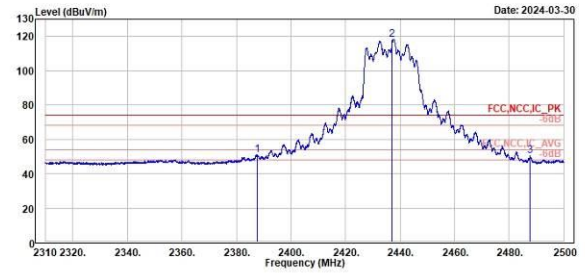
TUV Rheinland Taiwan Ltd.
No. 438-18, Sec 2, Fenfiao, Linkou Dist., New Taipei City 244, Taiwan(R.O.C.)
Tel: +886-2172-1000 Fax: +886-2172-1322



1	2	3
Level	Level	Level
Factor	Factor	Factor
Limit	Limit	Limit
Over	Over	Over
Apos	Apos	Apos
TPos	TPos	TPos
Remark	Remark	Remark
Pol/Phase	Pol/Phase	Pol/Phase
Note	Note	Note
2386.19	2437.00	2485.86
42.70	107.44	43.16
5.37	69.88	5.50
37.33	37.56	37.66
54.00	54.00	54.00
-11.30	53.44	-10.84
147	147	147
83	83	83
Average	Average	Average
Horizontal	Horizontal	Horizontal



TUV Rheinland Taiwan Ltd.
No. 438-18, Sec 2, Fenfiao, Linkou Dist., New Taipei City 244, Taiwan(R.O.C.)
Tel: +886-2172-1000 Fax: +886-2172-1322



1	2	3
Level	Level	Level
Factor	Factor	Factor
Limit	Limit	Limit
Over	Over	Over
Apos	Apos	Apos
TPos	TPos	TPos
Remark	Remark	Remark
Pol/Phase	Pol/Phase	Pol/Phase
Note	Note	Note
2387.52	2437.00	2487.65
51.15	118.28	50.46
13.81	80.72	12.80
37.34	37.56	37.66
54.00	54.00	54.00
-2.85	64.28	-3.54
158	158	158
216	216	216
Average	Average	Average
Vertical	Vertical	Vertical

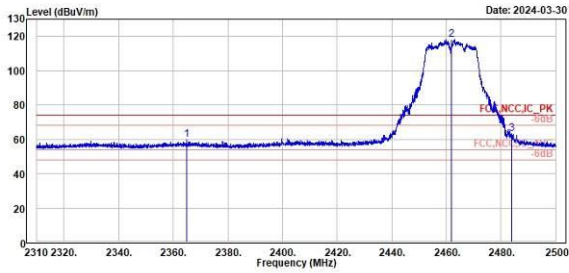
802.11ax HE20

High Channel (Horizontal) Peak

High Channel (Vertical) Peak



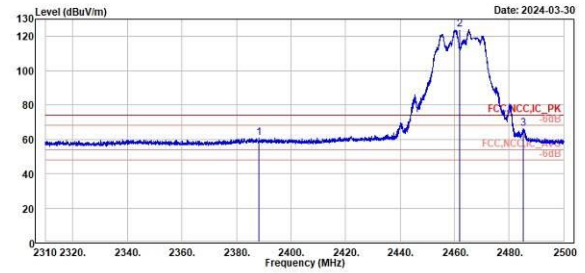
TUV Rheinland Taiwan Ltd.
No. 438-18, Sec 2, Fenfiao, Linkou Dist., New Taipei City 244, Taiwan(R.O.C.)
Tel: +886-2172-1000 Fax: +886-2172-1322



Peak	Freq (MHz)	Level (dBuV/m)	Read Level (dBuV)	Level Factor (dB/m)	Limit Line (dBuV/m)	Over Limit (dB)	APos (cm)	TPos (deg)	Remark	Pol/Phase	Note
1	2364.99	59.86	22.59	37.27	74.00	-14.14	100	160	Peak	Horizontal	
2 *	2462.00	118.17	80.54	37.63	74.00	44.17	100	160	Peak	Horizontal	
3	2483.93	63.43	25.78	37.65	74.00	-10.57	100	160	Peak	Horizontal	



TUV Rheinland Taiwan Ltd.
No. 438-18, Sec 2, Fenfiao, Linkou Dist., New Taipei City 244, Taiwan(R.O.C.)
Tel: +886-2172-1000 Fax: +886-2172-1322



Peak	Freq (MHz)	Level (dBuV/m)	Read Level (dBuV)	Level Factor (dB/m)	Limit Line (dBuV/m)	Over Limit (dB)	APos (cm)	TPos (deg)	Remark	Pol/Phase	Note
1	2388.13	60.63	23.29	37.34	74.00	-13.37	100	265	Peak	Vertical	
2 *	2462.00	123.91	86.28	37.63	74.00	49.91	100	265	Peak	Vertical	
3	2485.03	66.05	28.39	37.66	74.00	-7.95	100	265	Peak	Vertical	

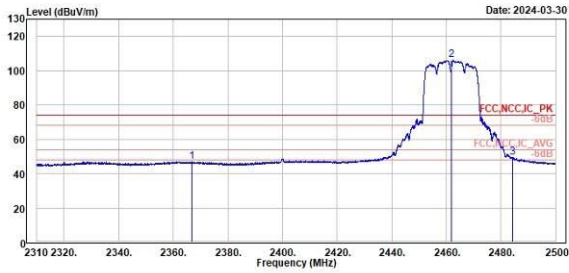
802.11ax HE20

High Channel (Horizontal) Average

High Channel (Vertical) Average



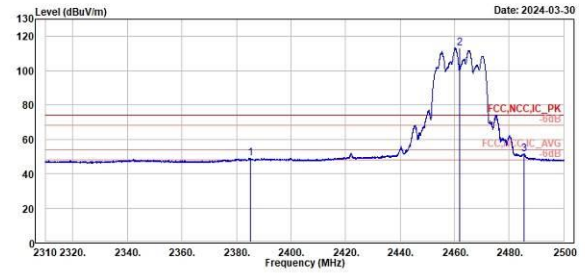
TUV Rheinland Taiwan Ltd.
No. 438-18, Sec 2, FenHiao, Linkou Dist., New Taipei City 244, Taiwan(R.O.C.)
Tel: +886-2172-1000 Fax: +886-2172-1322



1	2	3
Level	Level	Level
Factor	Factor	Factor
Limit	Limit	Limit
Over	Over	Over
Apos	Apos	Apos
TPos	TPos	TPos
Remark	Remark	Remark
Pol/Phase	Pol/Phase	Pol/Phase
Note	Note	Note
2366.66	2462.00	2484.15
46.96	106.03	49.61
9.69	60.40	11.96
37.27	37.63	37.65
54.00	54.00	54.00
-7.04	52.03	-4.39
100	100	100
160	160	160
Average	Average	Average
Horizontal	Horizontal	Horizontal



TUV Rheinland Taiwan Ltd.
No. 438-18, Sec 2, FenHiao, Linkou Dist., New Taipei City 244, Taiwan(R.O.C.)
Tel: +886-2172-1000 Fax: +886-2172-1322



1	2	3
Level	Level	Level
Factor	Factor	Factor
Limit	Limit	Limit
Over	Over	Over
Apos	Apos	Apos
TPos	TPos	TPos
Remark	Remark	Remark
Pol/Phase	Pol/Phase	Pol/Phase
Note	Note	Note
2385.09	2462.00	2485.41
49.06	113.04	51.46
11.73	75.41	13.80
37.33	37.63	37.66
54.00	54.00	54.00
-4.94	59.04	-2.54
100	100	100
265	265	265
Average	Average	Average
Vertical	Vertical	Vertical

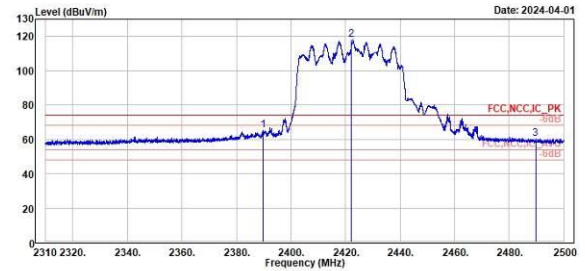
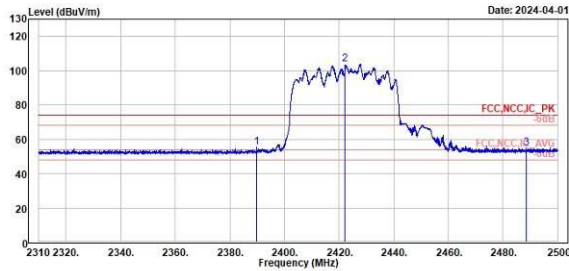
802.11ax HE40

Low Channel (Horizontal) Peak

Low Channel (Vertical) Peak

TÜVRheinland
TUV Rheinland Taiwan Ltd.
No. 438-18, Sec 2, Penfiao, Linkou Dist., New Taipei City 244, Taiwan(R.O.C.)
Tel: +886-2172-1000 Fax: +886-2172-1322

TÜVRheinland
TUV Rheinland Taiwan Ltd.
No. 438-18, Sec 2, Penfiao, Linkou Dist., New Taipei City 244, Taiwan(R.O.C.)
Tel: +886-2172-1000 Fax: +886-2172-1322



Peak	Freq (MHz)	Level (dBuV/m)	Read Level (dBuV)	Level Factor (dB/m)	Limit Line (dBuV/m)	Over Limit (dB)	APos (cm)	TPos (deg)	Remark	Pol/Phase	Note
1	2389.76	55.51	18.17	37.34	74.00	-18.49	180	145	Peak	Horizontal	
2 *	2422.00	104.05	66.56	37.49	74.00	30.05	180	145	Peak	Horizontal	
3	2488.49	54.90	17.24	37.66	74.00	-19.10	180	145	Peak	Horizontal	

Peak	Freq (MHz)	Level (dBuV/m)	Read Level (dBuV)	Level Factor (dB/m)	Limit Line (dBuV/m)	Over Limit (dB)	APos (cm)	TPos (deg)	Remark	Pol/Phase	Note
1	2389.00	65.02	27.68	37.34	74.00	-8.98	180	263	Peak	Vertical	
2 *	2422.00	118.36	80.87	37.49	74.00	44.36	180	263	Peak	Vertical	
3	2489.66	60.54	22.88	37.66	74.00	-13.46	180	263	Peak	Vertical	

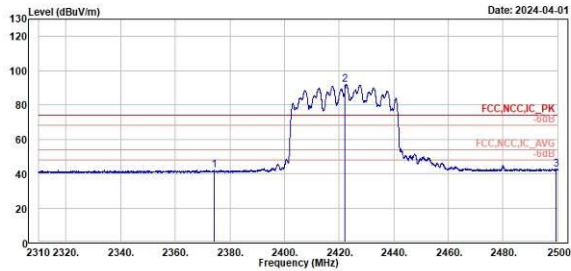
802.11ax HE40

Low Channel (Horizontal) Average

Low Channel (Vertical) Average



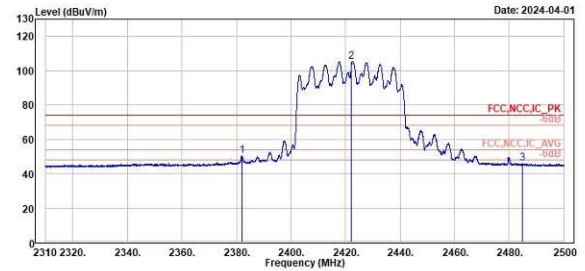
TUV Rheinland Taiwan Ltd.
No. 458-18, Sec 2, Fenfiao, Linkou Dist., New Taipei City 244, Taiwan(R.O.C.)
Tel: +886-2172-1000 Fax: +886-2172-1322



1	2	3
Level	Level	Level
Factor	Factor	Factor
Limit	Limit	Limit
Over	Over	Over
Apos	Apos	Apos
TPos	TPos	TPos
Remark	Remark	Remark
Pol/Phase	Pol/Phase	Pol/Phase
Note	Note	Note
2374.14	2422.00	2499.51
41.95	91.94	42.72
4.65	54.45	5.05
37.30	37.49	37.67
54.00	54.00	54.00
-12.05	37.94	-11.28
180	180	180
145	145	145
Average	Average	Average
Horizontal	Horizontal	Horizontal



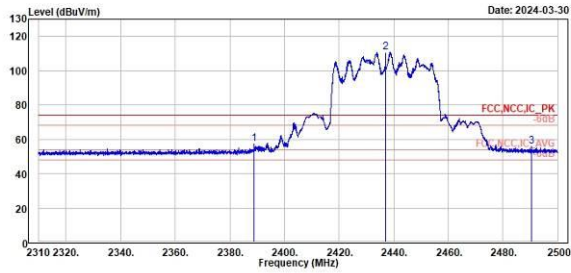
TUV Rheinland Taiwan Ltd.
No. 458-18, Sec 2, Fenfiao, Linkou Dist., New Taipei City 244, Taiwan(R.O.C.)
Tel: +886-2172-1000 Fax: +886-2172-1322



1	2	3
Level	Level	Level
Factor	Factor	Factor
Limit	Limit	Limit
Over	Over	Over
Apos	Apos	Apos
TPos	TPos	TPos
Remark	Remark	Remark
Pol/Phase	Pol/Phase	Pol/Phase
Note	Note	Note
2382.05	2422.00	2484.80
50.34	105.35	45.76
13.02	67.86	8.10
37.32	37.49	37.66
54.00	54.00	54.00
-3.66	51.35	-8.24
100	100	100
263	263	263
Average	Average	Average
Vertical	Vertical	Vertical

802.11ax HE40
Middle Channel (Horizontal) Peak
Middle Channel (Vertical) Peak

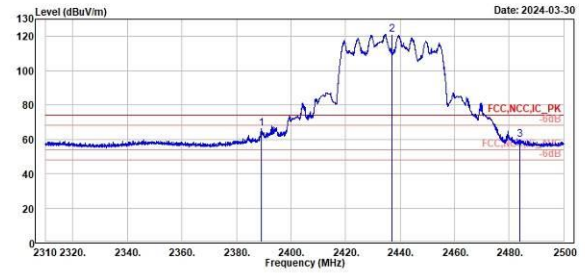

TÜV Rheinland Taiwan Ltd.
 No. 438-18, Sec 2, FenHiao, Linkou Dist., New Taipei City 244, Taiwan(R.O.C.)
 Tel: +886-2172-1000 Fax: +886-2172-1322



Peak	Freq (MHz)	Level (dBuV/m)	Read Level (dBuV)	Factor (dB/m)	Limit Line (dBuV/m)	Over Limit (dB)	APos (cm)	TPos (deg)	Remark	Pol/Phase	Note
1	2388.96	57.38	20.04	37.34	74.00	-16.62	124	81	Peak	Horizontal	
2 *	2437.00	110.95	73.39	37.56	74.00	36.95	124	81	Peak	Horizontal	
3	2490.54	55.82	18.16	37.66	74.00	-18.18	124	81	Peak	Horizontal	



TÜV Rheinland Taiwan Ltd.
 No. 438-18, Sec 2, FenHiao, Linkou Dist., New Taipei City 244, Taiwan(R.O.C.)
 Tel: +886-2172-1000 Fax: +886-2172-1322



Peak	Freq (MHz)	Level (dBuV/m)	Read Level (dBuV)	Factor (dB/m)	Limit Line (dBuV/m)	Over Limit (dB)	APos (cm)	TPos (deg)	Remark	Pol/Phase	Note
1	2389.12	66.01	28.67	37.34	74.00	-7.99	100	38	Peak	Vertical	
2 *	2437.00	120.98	83.42	37.56	74.00	46.98	100	38	Peak	Vertical	
3	2483.77	59.83	22.18	37.65	74.00	-14.17	100	38	Peak	Vertical	

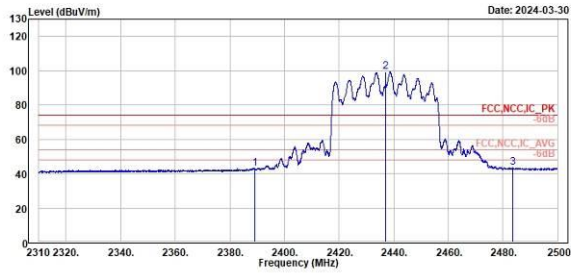
802.11ax HE40

Middle Channel (Horizontal) Average

Middle Channel (Vertical) Average



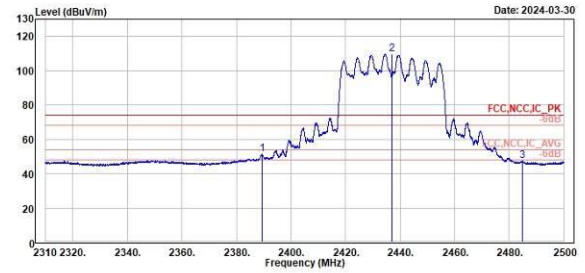
TUV Rheinland Taiwan Ltd.
No. 438-18, Sec 2, Fenfiao, Linkou Dist., New Taipei City 244, Taiwan(R.O.C.)
Tel: +886-2172-1000 Fax: +886-2172-1322



1	2	3							
MHz	Level dBuV/m	Read Level Factor	Limit Line	Over Limit	APos	TPos	Remark	Pol/Phase	Note
MHz	dBuV/m	dB/m	dBuV/m	dB	cm	deg			
2389.27	43.09	5.75	37.34	54.00	-10.91	124	81 Average	Horizontal	
2437.00	99.24	61.68	37.56	54.00	45.24	124	81 Average	Horizontal	
2483.66	43.33	5.68	37.65	54.00	-10.67	124	81 Average	Horizontal	



TUV Rheinland Taiwan Ltd.
No. 438-18, Sec 2, Fenfiao, Linkou Dist., New Taipei City 244, Taiwan(R.O.C.)
Tel: +886-2172-1000 Fax: +886-2172-1322



1	2	3							
MHz	Level dBuV/m	Read Level Factor	Limit Line	Over Limit	APos	TPos	Remark	Pol/Phase	Note
MHz	dBuV/m	dB/m	dBuV/m	dB	cm	deg			
2389.34	51.25	13.91	37.34	54.00	-2.75	100	38 Average	Vertical	
2437.00	109.49	71.93	37.56	54.00	55.49	100	38 Average	Vertical	
2484.88	47.34	9.68	37.66	54.00	-6.66	100	38 Average	Vertical	

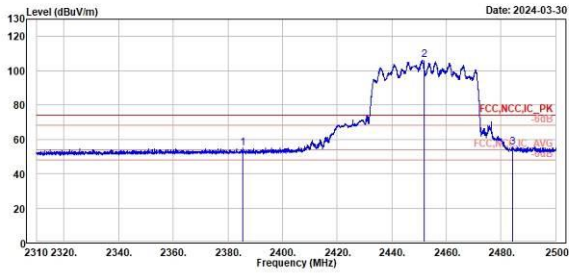
802.11ax HE40

High Channel (Horizontal) Peak

High Channel (Vertical) Peak



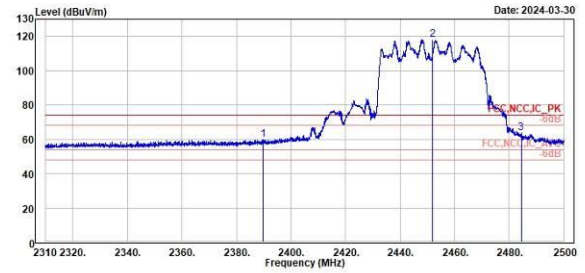
TUV Rheinland Taiwan Ltd.
No. 438-18, Sec 2, Fenfiao, Linkou Dist., New Taipei City 244, Taiwan(R.O.C.)
Tel: +886-2172-1000 Fax: +886-2172-1322



Peak	Freq (MHz)	Level (dBuV/m)	Read Level (dBuV)	Level Factor (dB/m)	Limit Line (dBuV/m)	Over Limit (dB)	APos (cm)	TPos (deg)	Remark	Pol/Phase	Note
1	2385.54	54.67	17.34	37.33	74.00	-19.33	128	160	Peak	Horizontal	
2 *	2452.00	106.31	69.69	37.62	74.00	32.31	128	160	Peak	Horizontal	
3	2484.23	55.61	17.96	37.65	74.00	-18.39	128	160	Peak	Horizontal	

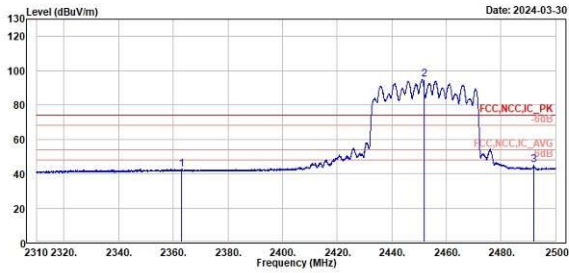


TUV Rheinland Taiwan Ltd.
No. 438-18, Sec 2, Fenfiao, Linkou Dist., New Taipei City 244, Taiwan(R.O.C.)
Tel: +886-2172-1000 Fax: +886-2172-1322

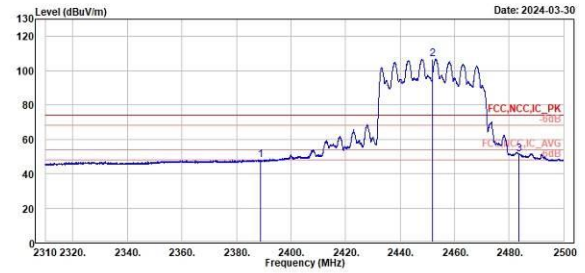


Peak	Freq (MHz)	Level (dBuV/m)	Read Level (dBuV)	Level Factor (dB/m)	Limit Line (dBuV/m)	Over Limit (dB)	APos (cm)	TPos (deg)	Remark	Pol/Phase	Note
1	2389.00	59.74	22.40	37.34	74.00	-14.26	100	104	Peak	Vertical	
2 *	2452.00	118.33	80.71	37.62	74.00	44.33	100	104	Peak	Vertical	
3	2484.38	63.63	25.97	37.66	74.00	-10.37	100	104	Peak	Vertical	

802.11ax HE40
High Channel (Horizontal) Average
High Channel (Vertical) Average

 TÜV Rheinland Taiwan Ltd.
 No. 438-18, Sec 2, Fenfiao, Linkou Dist., New Taipei City 244, Taiwan(R.O.C.)
 Tel: +886-2172-1000 Fax: +886-2172-1322


Peak	Freq (MHz)	Level (dBuV/m)	Read Level (dBuV)	Factor (dB/m)	Limit Line (dBuV/m)	Over Limit (dB)	APos (cm)	TPos (deg)	Remark	Pol/Phase	Note
1	2363.09	42.53	5.26	37.27	54.00	-11.47	128	160	Average	Horizontal	
2 *	2452.00	94.95	57.33	37.62	54.00	40.95	128	160	Average	Horizontal	
3	2492.10	44.77	7.11	37.66	54.00	-9.23	128	160	Average	Horizontal	


 TÜV Rheinland Taiwan Ltd.
 No. 438-18, Sec 2, Fenfiao, Linkou Dist., New Taipei City 244, Taiwan(R.O.C.)
 Tel: +886-2172-1000 Fax: +886-2172-1322


Peak	Freq (MHz)	Level (dBuV/m)	Read Level (dBuV)	Factor (dB/m)	Limit Line (dBuV/m)	Over Limit (dB)	APos (cm)	TPos (deg)	Remark	Pol/Phase	Note
1	2368.85	47.97	10.63	37.34	54.00	-6.03	100	104	Average	Vertical	
2 *	2452.00	106.81	69.19	37.62	54.00	52.81	100	104	Average	Vertical	
3 !	2483.62	51.55	13.90	37.65	54.00	-2.45	100	104	Average	Vertical	

Spurious Emissions, Tx Mode, 9kHz ~ 30MHz

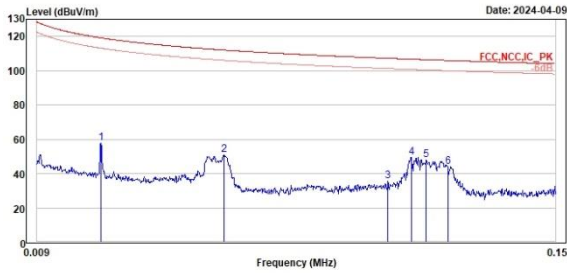
802.11g

Middle Channel(Open) 9kHz~150kHz

Middle Channel(Open) 150kHz~30MHz



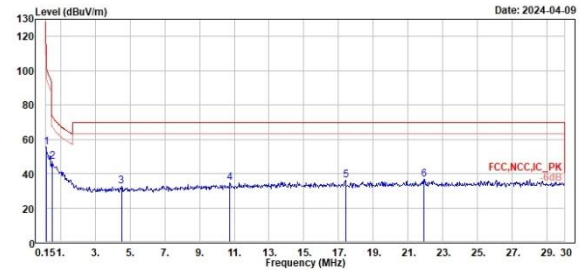
TUV Rheinland Taiwan Ltd.
No. 438-18, Sec 2, Penfiao, Linkou Dist., New Taipei City 244, Taiwan(R.O.C.)
Tel: +886-2172-1000 Fax: +886-2172-1322



Peak	Freq (MHz)	Level (dBuV/m)	Read Level (dBuV)	Factor (dB/m)	Limit Line (dBuV/m)	Over Limit (dB)	APos (cm)	TPos (deg)	Remark	Pol/Phase	Note
1	0.026	57.69	38.15	19.54	119.13	-61.44	100	169	Peak	Open	
2	0.060	50.70	31.40	19.30	112.05	-61.35	100	126	Peak	Open	
3	0.104	35.43	16.92	18.51	107.22	-71.79	100	250	Peak	Open	
4	0.111	49.44	30.91	18.53	106.71	-57.27	100	244	Peak	Open	
5	0.115	47.79	29.25	18.54	106.39	-58.60	100	251	Peak	Open	
6	0.121	44.23	25.68	18.55	105.97	-61.74	100	284	Peak	Open	

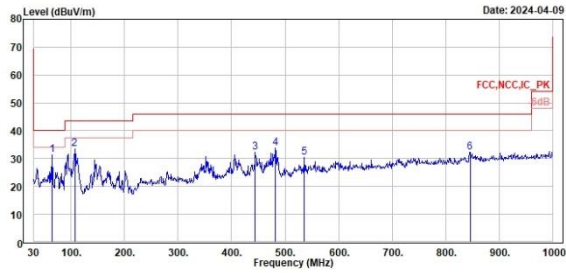


TUV Rheinland Taiwan Ltd.
No. 438-18, Sec 2, Penfiao, Linkou Dist., New Taipei City 244, Taiwan(R.O.C.)
Tel: +886-2172-1000 Fax: +886-2172-1322

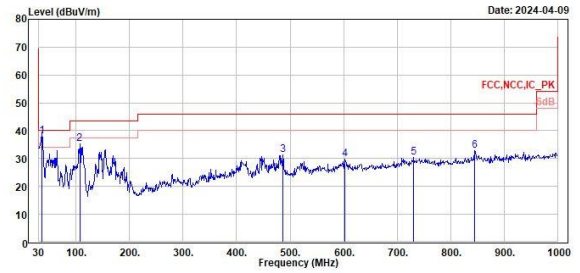


Peak	Freq (MHz)	Level (dBuV/m)	Read Level (dBuV)	Factor (dB/m)	Limit Line (dBuV/m)	Over Limit (dB)	APos (cm)	TPos (deg)	Remark	Pol/Phase	Note
1	0.100	55.28	36.58	18.70	102.50	-47.22	100	115	Peak	Open	
2	0.508	46.83	27.73	19.10	73.48	-26.65	100	254	Peak	Open	
3	4.508	32.62	13.24	19.38	69.50	-36.88	100	51	Peak	Open	
4	10.747	34.83	13.74	21.09	69.50	-34.67	100	105	Peak	Open	
5	17.403	36.28	14.39	21.89	69.50	-33.22	100	305	Peak	Open	
6	21.911	36.38	14.12	22.26	69.50	-33.12	100	335	Peak	Open	

Spurious Emissions, Tx Mode, 30MHz ~ 1GHz
802.11g
Middle Channel (Horizontal)
Middle Channel (Vertical)

 TÜV Rheinland Taiwan Ltd.
 No. 438-18, Sec 2, Fenfiao, Linkou Dist., New Taipei City 244, Taiwan(R.O.C.)
 Tel: +886-2172-1000 Fax: +886-2172-1322


Peak	Freq (MHz)	Level (dBuV/m)	Read Level (dBuV)	Factor (dB/m)	Limit Line (dBuV/m)	Over Limit (dB)	APos (cm)	TPos (deg)	Remark	Pol/Phase	Note
1	63.958	31.28	48.33	-9.13	46.00	-8.08	100	224	Peak	Horizontal	
2	106.630	33.41	45.45	-12.04	43.50	-10.09	300	293	Peak	Horizontal	
3	444.190	32.39	37.28	-4.81	46.00	-13.61	200	182	Peak	Horizontal	
4	482.020	33.69	38.28	-4.59	46.00	-12.31	100	163	Peak	Horizontal	
5	536.348	30.34	34.05	-3.71	46.00	-15.66	100	62	Peak	Horizontal	
6	845.778	32.35	36.92	1.43	46.00	-13.65	100	236	Peak	Horizontal	


 TÜV Rheinland Taiwan Ltd.
 No. 438-18, Sec 2, Fenfiao, Linkou Dist., New Taipei City 244, Taiwan(R.O.C.)
 Tel: +886-2172-1000 Fax: +886-2172-1322


Peak	Freq (MHz)	Level (dBuV/m)	Read Level (dBuV)	Factor (dB/m)	Limit Line (dBuV/m)	Over Limit (dB)	APos (cm)	TPos (deg)	Remark	Pol/Phase	Note
1	35.820	37.98	47.18	-9.20	46.00	-2.18	100	167	QP	Vertical	
2	106.630	35.31	47.25	-12.04	43.50	-8.19	100	176	Peak	Vertical	
3	485.900	31.36	36.88	-4.72	46.00	-14.64	100	99	Peak	Vertical	
4	602.300	29.91	32.89	-2.18	46.00	-16.09	100	178	Peak	Vertical	
5	731.310	30.55	30.92	-0.37	46.00	-15.45	200	125	Peak	Vertical	
6	844.800	32.81	31.36	1.45	46.00	-13.19	185	360	Peak	Vertical	

Spurious Emissions, Tx Mode, 1GHz ~ 26.5GHz

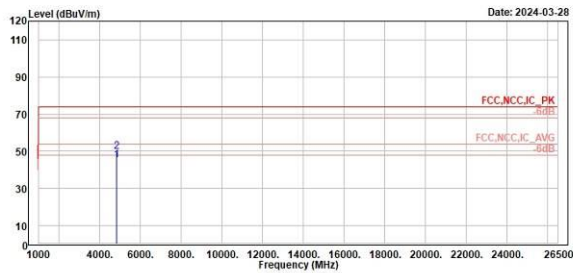
802.11b

Low Channel (Horizontal)

Low Channel (Vertical)



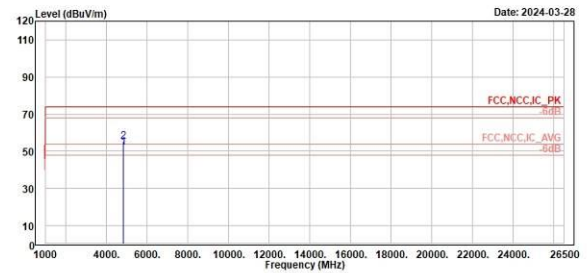
TUV Rheinland Taiwan Ltd.
No. 438-18, Sec 2, Fenfiao, Linkou Dist., New Taipei City 244, Taiwan(R.O.C.)
Tel: +886-2172-1000 Fax: +886-2172-1322



1	2	3	4	5	6	7	8	9	10	11	12
Freq	Level	Read	Limit	Over	APos	TPos	Remark	Pol/Phase	Note		
MHz	dBuV/m	dBuV	dB/m	dBuV/m	dB	cm	deg				
4824.00	45.20	55.13	-9.93	54.00	-8.89	186	289 Average	Horizontal			
4824.00	49.51	59.44	-9.93	74.00	-24.49	186	289 Peak	Horizontal			



TUV Rheinland Taiwan Ltd.
No. 438-18, Sec 2, Fenfiao, Linkou Dist., New Taipei City 244, Taiwan(R.O.C.)
Tel: +886-2172-1000 Fax: +886-2172-1322



1	2	3	4	5	6	7	8	9	10	11	12
Freq	Level	Read	Limit	Over	APos	TPos	Remark	Pol/Phase	Note		
MHz	dBuV/m	dBuV	dB/m	dBuV/m	dB	cm	deg				
4824.00	51.82	61.75	-9.93	54.00	-2.18	244	347 Average	Vertical			
4824.00	55.32	65.25	-9.93	74.00	-18.68	244	347 Peak	Vertical			

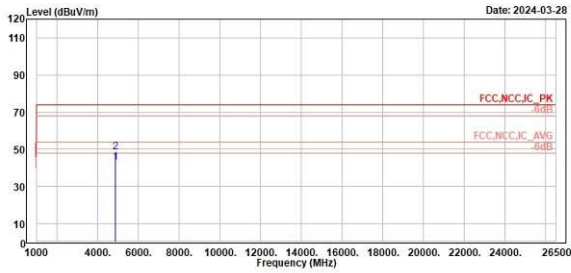
802.11b

Middle Channel (Horizontal)

Middle Channel (Vertical)



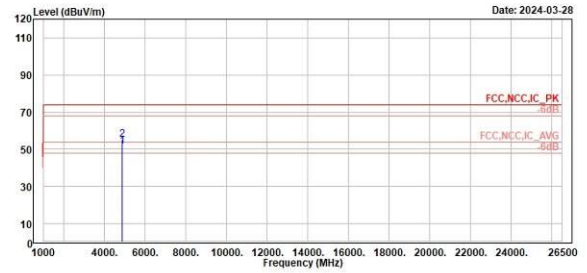
TUV Rheinland Taiwan Ltd.
No. 438-18, Sec 2, Fenfiao, Linkou Dist., New Taipei City 244, Taiwan(R.O.C.)
Tel: +886-2172-1000 Fax: +886-2172-1322



Freq	Level	Read Level	Factor	Limit Line	Over Limit	APos	TPos	Remark	Pol/Phase	Note
MHz	dBuV/m	dBuV	dB/m	dBuV/m	dB	cm	deg			
1	4874.00	42.97	52.84	-9.87	54.00	-11.03	114	172 Average	Horizontal	
2	4874.00	48.19	58.06	-9.87	74.00	-25.81	114	172 Peak	Horizontal	



TUV Rheinland Taiwan Ltd.
No. 438-18, Sec 2, Fenfiao, Linkou Dist., New Taipei City 244, Taiwan(R.O.C.)
Tel: +886-2172-1000 Fax: +886-2172-1322



Freq	Level	Read Level	Factor	Limit Line	Over Limit	APos	TPos	Remark	Pol/Phase	Note
MHz	dBuV/m	dBuV	dB/m	dBuV/m	dB	cm	deg			
1	4874.00	51.72	61.59	-9.87	54.00	-2.28	311	327 Average	Vertical	
2	4874.00	55.25	65.12	-9.87	74.00	-18.75	311	327 Peak	Vertical	

802.11b

High Channel (Horizontal)

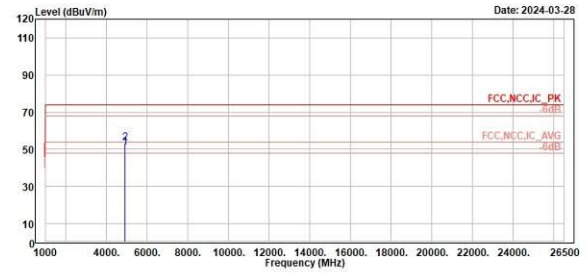
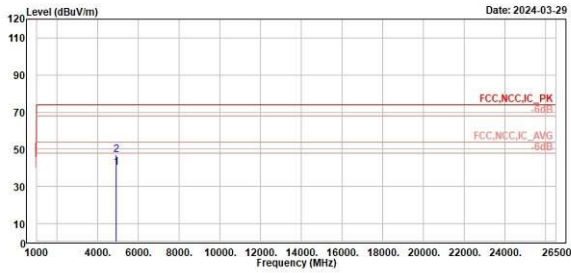
High Channel (Vertical)



TUV Rheinland Taiwan Ltd.
No. 438-18, Sec 2, Fenliao, Linkou Dist., New Taipei City 244, Taiwan(R.O.C.)
Tel: +886-2172-1000 Fax: +886-2172-1322



TUV Rheinland Taiwan Ltd.
No. 438-18, Sec 2, Fenliao, Linkou Dist., New Taipei City 244, Taiwan(R.O.C.)
Tel: +886-2172-1000 Fax: +886-2172-1322



1	2	3	4	5	6	7	8	9	10	11	12	13	14	15	16	17	18	19	20
1	2	3	4	5	6	7	8	9	10	11	12	13	14	15	16	17	18	19	20
MHz	dBuV/m	dBuV	dB/m	dBuV/m	dB	cm	deg												
4924.00	48.08	49.78	-9.70	54.00	-13.92	277	175	Average	Horizontal										
4924.00	46.95	56.65	-9.70	74.00	-27.05	277	175	Peak	Horizontal										

1	2	3	4	5	6	7	8	9	10	11	12	13	14	15	16	17	18	19	20
1	2	3	4	5	6	7	8	9	10	11	12	13	14	15	16	17	18	19	20
MHz	dBuV/m	dBuV	dB/m	dBuV/m	dB	cm	deg												
4924.00	50.96	68.66	-9.70	54.00	-3.04	300	46	Average	Vertical										
4924.00	53.59	63.29	-9.70	74.00	-20.41	300	46	Peak	Vertical										

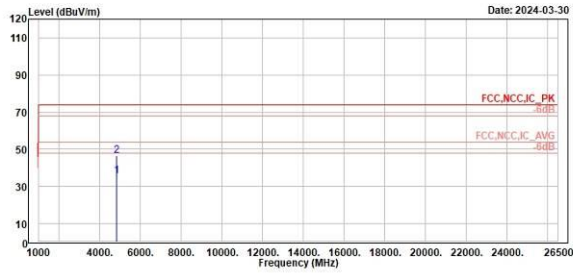
802.11g

Low Channel (Horizontal)

Low Channel (Vertical)



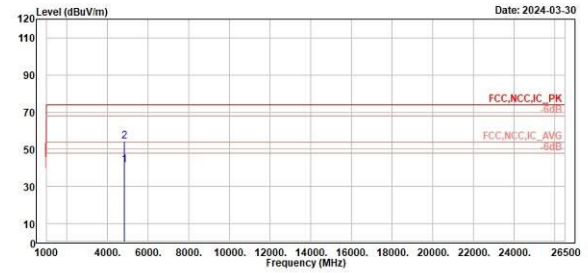
TUV Rheinland Taiwan Ltd.
No. 438-18, Sec 2, Fenliao, Linkou Dist., New Taipei City 244, Taiwan(R.O.C.)
Tel: +886-2172-1000 Fax: +886-2172-1322



Freq	Level	Read Level	Factor	Limit Line	Over Limit	APos	TPos	Remark	Pol/Phase	Note
MHz	dBuV/m	dBuV	dB/m	dBuV/m	dB	cm	deg			
1	4824.00	35.72	45.65	-9.93	54.00	-18.28	180	298 Average	Horizontal	
2	4824.00	46.54	56.47	-9.93	74.00	-27.46	180	298 Peak	Horizontal	



TUV Rheinland Taiwan Ltd.
No. 438-18, Sec 2, Fenliao, Linkou Dist., New Taipei City 244, Taiwan(R.O.C.)
Tel: +886-2172-1000 Fax: +886-2172-1322



Freq	Level	Read Level	Factor	Limit Line	Over Limit	APos	TPos	Remark	Pol/Phase	Note
MHz	dBuV/m	dBuV	dB/m	dBuV/m	dB	cm	deg			
1	4824.00	41.64	51.57	-9.93	54.00	-12.36	231	334 Average	Vertical	
2	4824.00	54.30	64.23	-9.93	74.00	-19.70	231	334 Peak	Vertical	

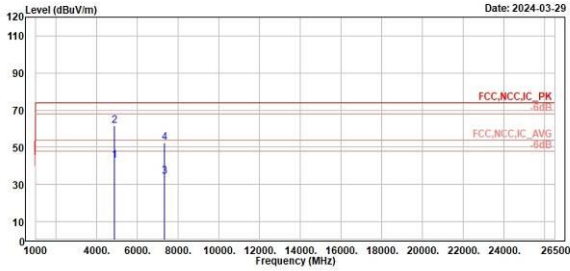
802.11g

Middle Channel (Horizontal)

Middle Channel (Vertical)



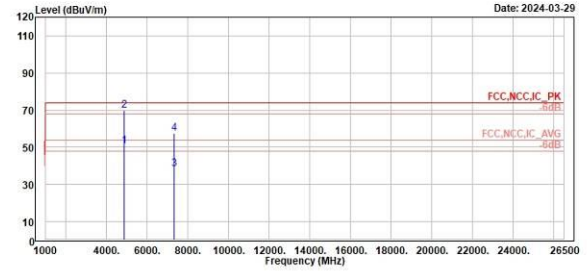
TUV Rheinland Taiwan Ltd.
No. 438-18, Sec 2, Fenfiao, Linkou Dist., New Taipei City 244, Taiwan(R.O.C.)
Tel: +886-2172-1000 Fax: +886-2172-1322



1	2	3	4								
Level	Level	Level	Level								
Factor	Factor	Factor	Factor								
Limit	Limit	Limit	Limit								
Line	Line	Line	Line								
Limit	Limit	Limit	Limit								
Over	Over	Over	Over								
Limit	Limit	Limit	Limit								
Apos	Apos	Apos	Apos								
TPos	TPos	TPos	TPos								
Remark	Remark	Remark	Remark								
Pol/Phase	Pol/Phase	Pol/Phase	Pol/Phase								
Note	Note	Note	Note								
1	4874.00	42.70	52.57	-9.87	54.00	-11.30	100	293	Average	Horizontal	
2	4874.00	61.39	71.26	-9.87	74.00	-12.61	100	293	Peak	Horizontal	
3	7311.00	34.43	42.26	-7.83	54.00	-19.57	100	289	Average	Horizontal	
4	7311.00	52.29	60.12	-7.83	74.00	-21.71	100	289	Peak	Horizontal	



TUV Rheinland Taiwan Ltd.
No. 438-18, Sec 2, Fenfiao, Linkou Dist., New Taipei City 244, Taiwan(R.O.C.)
Tel: +886-2172-1000 Fax: +886-2172-1322



1	2	3	4								
Level	Level	Level	Level								
Factor	Factor	Factor	Factor								
Limit	Limit	Limit	Limit								
Line	Line	Line	Line								
Limit	Limit	Limit	Limit								
Over	Over	Over	Over								
Limit	Limit	Limit	Limit								
Apos	Apos	Apos	Apos								
TPos	TPos	TPos	TPos								
Remark	Remark	Remark	Remark								
Pol/Phase	Pol/Phase	Pol/Phase	Pol/Phase								
Note	Note	Note	Note								
1	4874.00	50.74	60.61	-9.87	54.00	-3.26	238	208	Average	Vertical	
2	4874.00	69.88	79.75	-9.87	74.00	-4.12	238	208	Peak	Vertical	
3	7311.00	38.25	46.08	-7.83	54.00	-15.75	237	58	Average	Vertical	
4	7311.00	57.54	65.37	-7.83	74.00	-16.46	237	58	Peak	Vertical	

802.11g

High Channel (Horizontal)

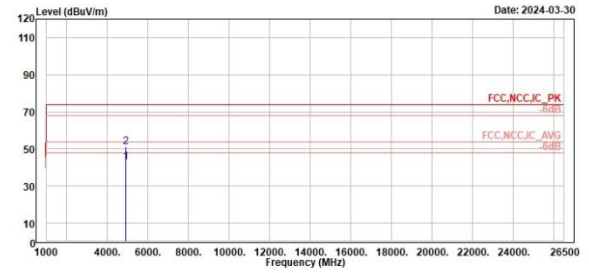
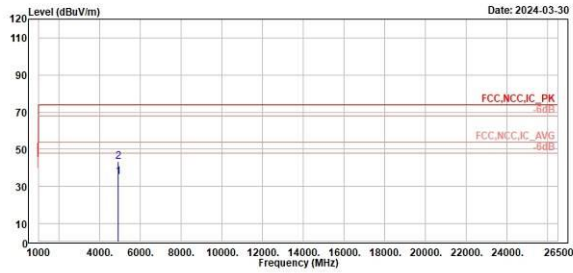
High Channel (Vertical)



TUV Rheinland Taiwan Ltd.
No. 438-18, Sec 2, Fenfiao, Linkou Dist., New Taipei City 244, Taiwan(R.O.C.)
Tel: +886-2172-1000 Fax: +886-2172-1322



TUV Rheinland Taiwan Ltd.
No. 438-18, Sec 2, Fenfiao, Linkou Dist., New Taipei City 244, Taiwan(R.O.C.)
Tel: +886-2172-1000 Fax: +886-2172-1322



1	2
4924.00	4924.00
35.21	43.17
44.91	52.67
-9.70	-9.70
54.00	74.00
-18.79	-30.83
153	153
148	148
Average	Peak
Horizontal	Horizontal

1	2
4924.00	4924.00
42.79	51.05
52.49	60.75
-9.70	-9.70
54.00	74.00
-11.21	-22.95
200	200
55	55
Average	Peak
Vertical	Vertical

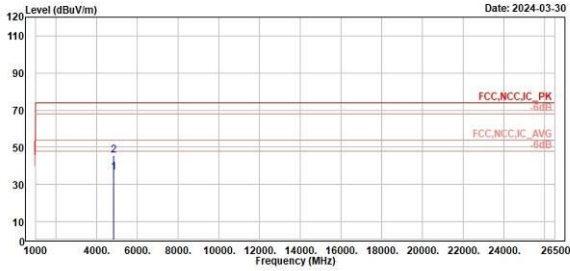
802.11ax HE20

Low Channel (Horizontal)

Low Channel (Vertical)



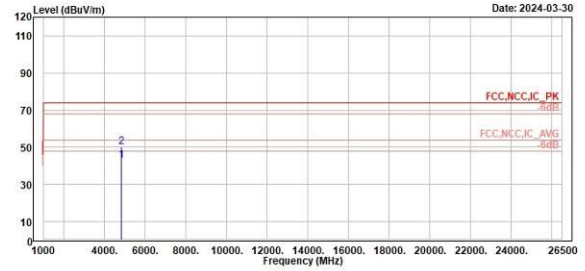
TUV Rheinland Taiwan Ltd.
No. 438-18, Sec 2, Fenfiao, Linkou Dist., New Taipei City 244, Taiwan(R.O.C.)
Tel: +886-2172-1000 Fax: +886-2172-1322



1	2
4824.00	4824.00
36.72	45.62
46.65	55.55
-9.93	-9.93
54.00	74.00
-17.28	-28.38
183	183
292	292
Average	Peak
Horizontal	Horizontal



TUV Rheinland Taiwan Ltd.
No. 438-18, Sec 2, Fenfiao, Linkou Dist., New Taipei City 244, Taiwan(R.O.C.)
Tel: +886-2172-1000 Fax: +886-2172-1322



1	2
4824.00	4824.00
43.03	50.25
52.96	60.18
-9.93	-9.93
54.00	74.00
-10.97	-23.75
390	390
358	358
Average	Peak
Vertical	Vertical

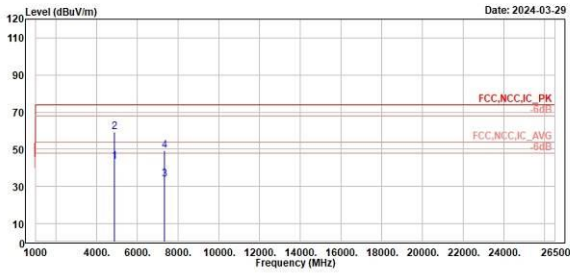
802.11ax HE20

Middle Channel (Horizontal)

Middle Channel (Vertical)



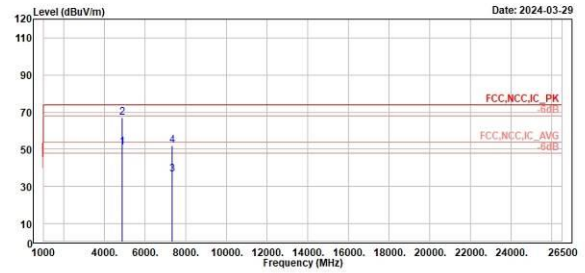
TUV Rheinland Taiwan Ltd.
No. 438-18, Sec 2, Fenfiao, Linkou Dist., New Taipei City 244, Taiwan(R.O.C.)
Tel: +886-2172-1000 Fax: +886-2172-1322



1	2	3	4								
Level	Level	Level	Level								
Factor	Factor	Factor	Factor								
Limit	Limit	Limit	Limit								
Line	Line	Line	Line								
Limit	Limit	Limit	Limit								
Over	Over	Over	Over								
Limit	Limit	Limit	Limit								
APos	APos	APos	APos								
TPos	TPos	TPos	TPos								
Remark	Remark	Remark	Remark								
Pol/Phase	Pol/Phase	Pol/Phase	Pol/Phase								
Note	Note	Note	Note								
1	4874.00	43.22	53.09	-9.87	54.00	-10.78	120	144	Average	Horizontal	
2	4874.00	59.39	69.26	-9.87	74.00	-14.61	120	144	Peak	Horizontal	
3	7311.00	33.69	41.52	-7.83	54.00	-20.31	100	286	Average	Horizontal	
4	7311.00	49.22	57.05	-7.83	74.00	-24.78	100	286	Peak	Horizontal	



TUV Rheinland Taiwan Ltd.
No. 438-18, Sec 2, Fenfiao, Linkou Dist., New Taipei City 244, Taiwan(R.O.C.)
Tel: +886-2172-1000 Fax: +886-2172-1322



1	2	3	4								
Level	Level	Level	Level								
Factor	Factor	Factor	Factor								
Limit	Limit	Limit	Limit								
Line	Line	Line	Line								
Limit	Limit	Limit	Limit								
Over	Over	Over	Over								
Limit	Limit	Limit	Limit								
APos	APos	APos	APos								
TPos	TPos	TPos	TPos								
Remark	Remark	Remark	Remark								
Pol/Phase	Pol/Phase	Pol/Phase	Pol/Phase								
Note	Note	Note	Note								
1	4874.00	51.16	61.03	-9.87	54.00	-2.84	287	107	Average	Vertical	
2	4874.00	66.88	76.75	-9.87	74.00	-7.12	287	107	Peak	Vertical	
3	7311.00	36.71	44.54	-7.83	54.00	-17.29	344	360	Average	Vertical	
4	7311.00	52.04	59.87	-7.83	74.00	-21.96	344	360	Peak	Vertical	

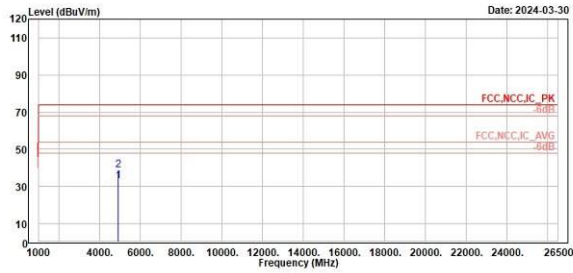
802.11ax HE20

High Channel (Horizontal)

High Channel (Vertical)



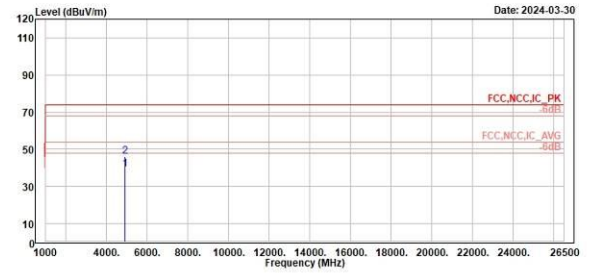
TUV Rheinland Taiwan Ltd.
No. 438-18, Sec 2, Fenfiao, Linkou Dist., New Taipei City 244, Taiwan(R.O.C.)
Tel: +886-2172-1000 Fax: +886-2172-1322



1	2
4924.00	4924.00
32.63	38.97
42.33	48.67
-9.70	-9.70
54.00	74.00
-21.37	-35.03
300	300
214	214
Average	Peak
Horizontal	Horizontal



TUV Rheinland Taiwan Ltd.
No. 438-18, Sec 2, Fenfiao, Linkou Dist., New Taipei City 244, Taiwan(R.O.C.)
Tel: +886-2172-1000 Fax: +886-2172-1322



1	2
4924.00	4924.00
39.39	46.28
49.09	55.98
-9.70	-9.70
54.00	74.00
-14.61	-27.72
238	238
111	111
Average	Peak
Vertical	Vertical

802.11ax HE40

Low Channel (Horizontal)

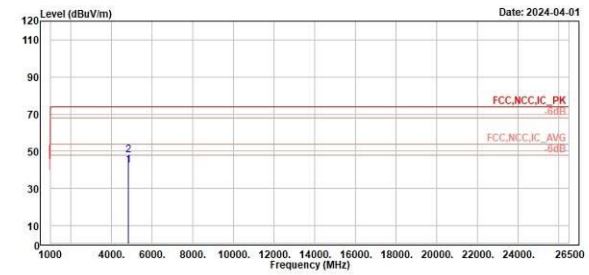
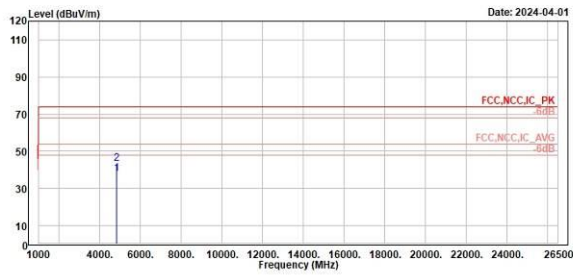
Low Channel (Vertical)



TUV Rheinland Taiwan Ltd.
No. 438-18, Sec 2, Fenfiao, Linkou Dist., New Taipei City 244, Taiwan(R.O.C.)
Tel: +886-2172-1000 Fax: +886-2172-1322



TUV Rheinland Taiwan Ltd.
No. 438-18, Sec 2, Fenfiao, Linkou Dist., New Taipei City 244, Taiwan(R.O.C.)
Tel: +886-2172-1000 Fax: +886-2172-1322



1	2
4844.00	4844.00
37.69	43.37
47.55	53.23
-9.86	-9.86
54.00	74.00
-16.31	-30.63
100	100
201	201
Average	Peak
Horizontal	Horizontal

1	2
4844.00	4844.00
42.59	47.75
52.45	57.61
-9.86	-9.86
54.00	74.00
-11.41	-26.25
100	100
141	141
Average	Peak
Vertical	Vertical

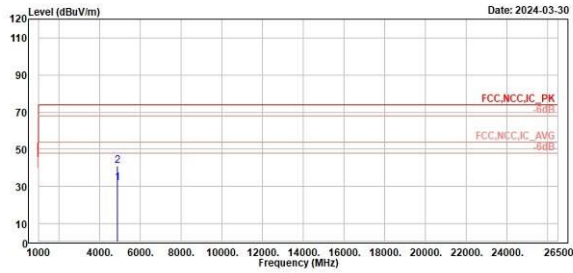
802.11ax HE40

Middle Channel (Horizontal)

Middle Channel (Vertical)



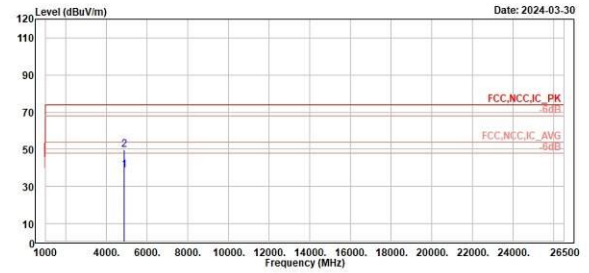
TUV Rheinland Taiwan Ltd.
No. 438-18, Sec 2, Fenliao, Linkou Dist., New Taipei City 244, Taiwan(R.O.C.)
Tel: +886-2172-1000 Fax: +886-2172-1322



1	2
4874.00	4874.00
32.07	41.21
41.94	51.08
-9.87	-9.87
54.00	74.00
-21.93	-32.79
200	200
2	2
Average	Peak
Horizontal	Horizontal



TUV Rheinland Taiwan Ltd.
No. 438-18, Sec 2, Fenliao, Linkou Dist., New Taipei City 244, Taiwan(R.O.C.)
Tel: +886-2172-1000 Fax: +886-2172-1322



1	2
4874.00	4874.00
38.67	49.57
48.54	59.44
-9.87	-9.87
54.00	74.00
-15.33	-24.43
100	100
110	110
Average	Peak
Vertical	Vertical

802.11ax HE40

High Channel (Horizontal)

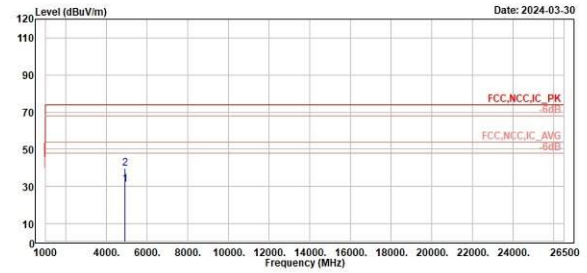
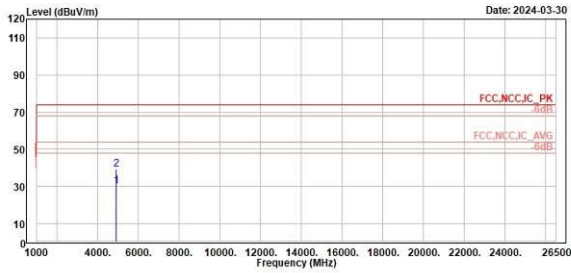
High Channel (Vertical)



TUV Rheinland Taiwan Ltd.
No. 438-18, Sec 2, Fenfiao, Linkou Dist., New Taipei City 244, Taiwan(R.O.C.)
Tel: +886-2172-1000 Fax: +886-2172-1322



TUV Rheinland Taiwan Ltd.
No. 438-18, Sec 2, Fenfiao, Linkou Dist., New Taipei City 244, Taiwan(R.O.C.)
Tel: +886-2172-1000 Fax: +886-2172-1322



Line	Level	Read Level	Factor	Limit Line	Over Limit	APos	TPos	Remark	Pol/Phase	Note
1	dBuV/m	dBuV	dB/m	dBuV/m	dB	cm	deg			
1	39.17	39.87	-9.85	54.00	-23.98	280	184	Average	Horizontal	
2	39.17	49.02	-9.85	74.00	-34.83	280	184	Peak	Horizontal	

Line	Level	Read Level	Factor	Limit Line	Over Limit	APos	TPos	Remark	Pol/Phase	Note
1	dBuV/m	dBuV	dB/m	dBuV/m	dB	cm	deg			
1	39.90	31.15	41.00	-9.85	54.00	-22.85	300	54	Average	Vertical
2	39.90	49.75	-9.85	74.00	-34.10	300	54	Peak	Vertical	

Mains Conducted Emission, 150kHz ~ 30MHz

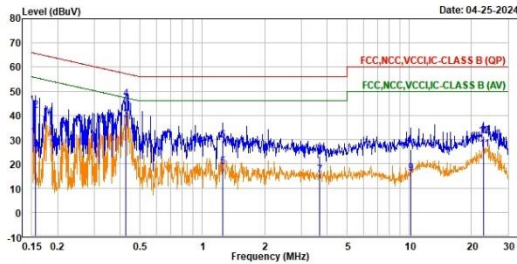
Worst Band

(Line)

(Neutral)



TUV Rheinland Taiwan Ltd.
No. 458-18, Sec 2, Fenliao, Linkou Dist., New Taipei City 244, Taiwan(R.O.C.)
Tel: +886-2172-1000 Fax: +886-2172-1322

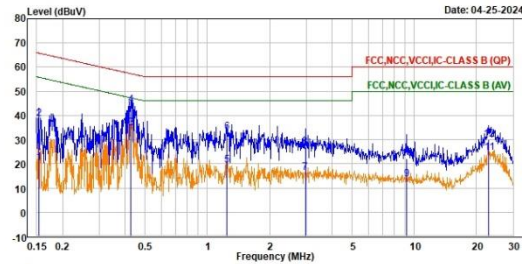


Trace: 1

Line	Freq	Level	Read Level	Factor	Limit	Over	Remark	Pol/Phase	Note
	MHz	dBuV	dBuV	dB	dBuV	dB			
1	0.16	23.98	14.36	9.62	55.67	-31.69	Average	line1	
2	0.16	42.03	32.41	9.62	65.67	-23.64	QP	line1	
3	0.43	38.29	28.66	9.63	47.31	-9.02	Average	line1	
4	0.43	46.86	37.23	9.63	57.31	-10.45	QP	line1	
5	1.26	18.88	9.24	9.64	46.00	-27.12	Average	line1	
6	1.26	29.57	19.93	9.64	56.00	-26.43	QP	line1	
7	3.70	15.19	5.51	9.68	46.00	-30.81	Average	line1	
8	3.70	23.10	13.42	9.68	56.00	-32.90	QP	line1	
9	10.12	16.16	6.40	9.76	50.00	-33.84	Average	line1	
10	10.12	25.83	16.07	9.76	60.00	-34.17	QP	line1	
11	22.92	25.92	16.16	9.76	50.00	-24.08	Average	line1	
12	22.92	31.57	21.81	9.76	60.00	-28.43	QP	line1	



TUV Rheinland Taiwan Ltd.
No. 458-18, Sec 2, Fenliao, Linkou Dist., New Taipei City 244, Taiwan(R.O.C.)
Tel: +886-2172-1000 Fax: +886-2172-1322



Trace: 1

Line	Freq	Level	Read Level	Factor	Limit	Over	Remark	Pol/Phase	Note
	MHz	dBuV	dBuV	dB	dBuV	dB			
1	0.15	20.45	10.83	9.62	55.79	-35.34	Average	neutral	
2	0.15	38.43	28.81	9.62	65.79	-27.36	QP	neutral	
3	0.43	34.74	25.11	9.63	47.31	-12.57	Average	neutral	
4	0.43	44.27	34.64	9.63	57.31	-13.04	QP	neutral	
5	1.24	19.58	9.94	9.64	46.00	-26.42	Average	neutral	
6	1.24	33.09	23.45	9.64	56.00	-22.91	QP	neutral	
7	2.97	16.39	6.71	9.68	46.00	-29.61	Average	neutral	
8	2.97	26.89	17.21	9.68	56.00	-29.11	QP	neutral	
9	9.16	13.56	3.79	9.77	50.00	-36.44	Average	neutral	
10	9.16	22.15	12.38	9.77	60.00	-37.85	QP	neutral	
11	22.92	24.47	14.60	9.87	50.00	-25.53	Average	neutral	
12	22.92	30.01	20.14	9.87	60.00	-29.99	QP	neutral	