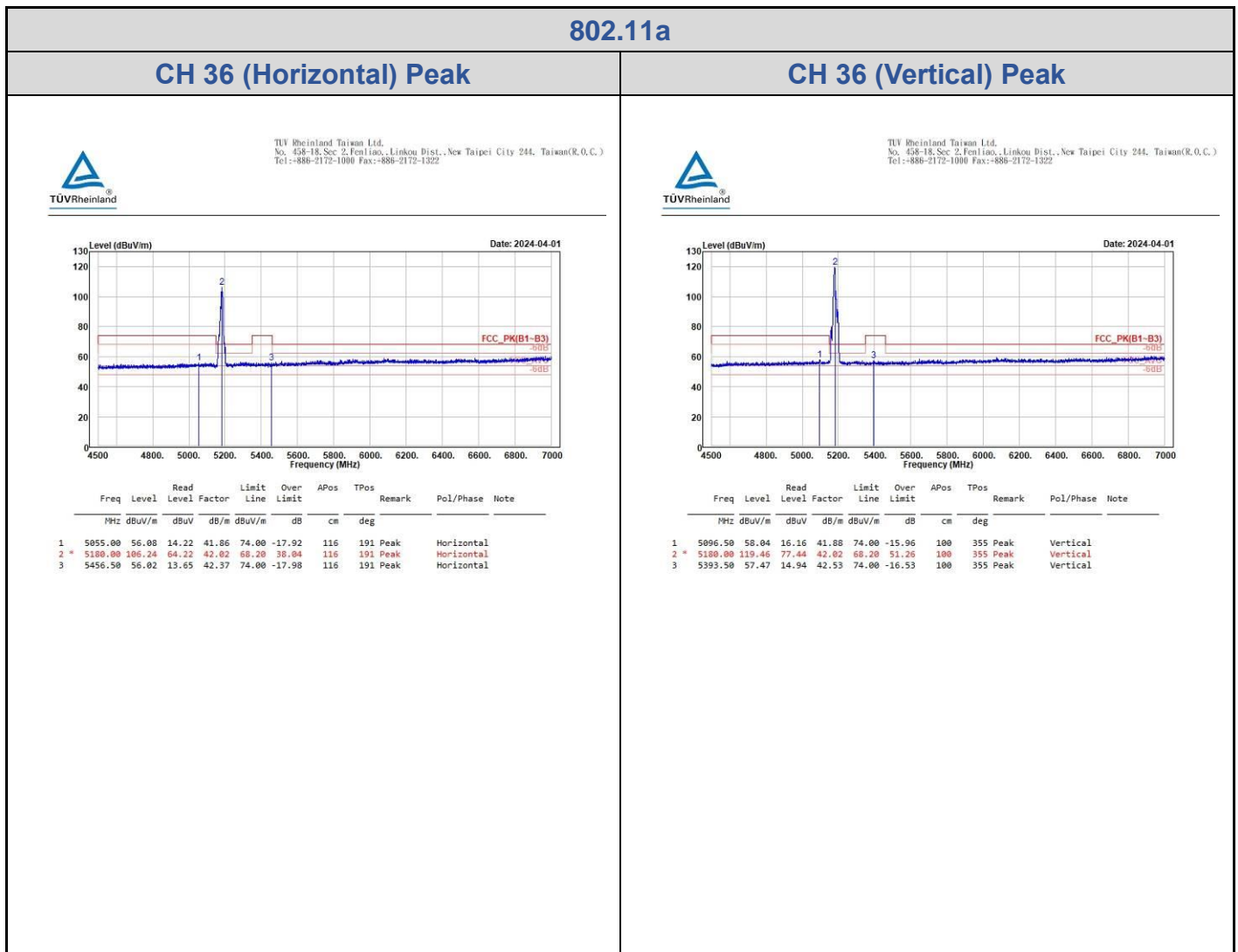


Appendix B: Test Results of Radiation Spurious Emissions & Mains

Conducted Emission

Band Edges, 4.5GHz ~ 5.15GHz

U-NII-1



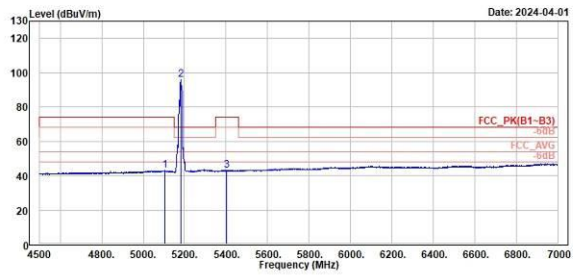
802.11a

CH 36 (Horizontal) Average

CH 36 (Vertical) Average



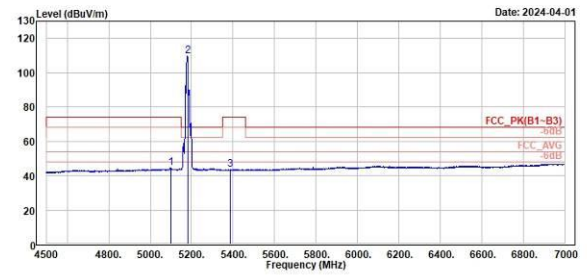
TUV Rheinland Taiwan Ltd.
No. 438-18, Sec 2, Fenliao, Linkou Dist., New Taipei City 244, Taiwan(R.O.C.)
Tel: +886-2172-1000 Fax: +886-2172-1322



Freq	Level	Read	Limit	Over	APos	TPos	Remark	Pol/Phase	Note
MHz	dBuV/m	dBuV	dB/m	dBuV/m	dB	cm	deg		
1	5186.00	42.81	0.93	41.88	54.00	-11.19	116	191 Average	Horizontal
2	5180.00	95.90	53.88	42.02	54.00	41.90	116	191 Average	Horizontal
3	5483.50	43.08	0.51	42.57	54.00	-10.92	116	191 Average	Horizontal



TUV Rheinland Taiwan Ltd.
No. 438-18, Sec 2, Fenliao, Linkou Dist., New Taipei City 244, Taiwan(R.O.C.)
Tel: +886-2172-1000 Fax: +886-2172-1322



Freq	Level	Read	Limit	Over	APos	TPos	Remark	Pol/Phase	Note
MHz	dBuV/m	dBuV	dB/m	dBuV/m	dB	cm	deg		
1	5098.50	44.57	2.68	41.89	54.00	-9.43	100	355 Average	Vertical
2	5180.00	109.63	67.61	42.02	54.00	55.63	100	355 Average	Vertical
3	5384.50	43.57	1.11	42.46	54.00	-10.43	100	355 Average	Vertical

802.11a

CH 40 (Horizontal) Peak

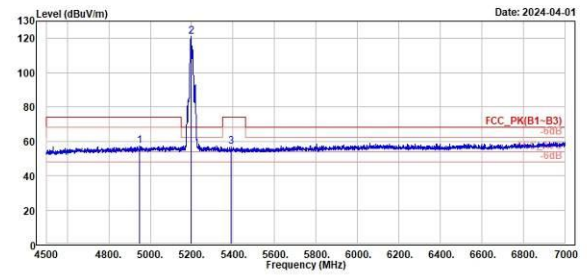
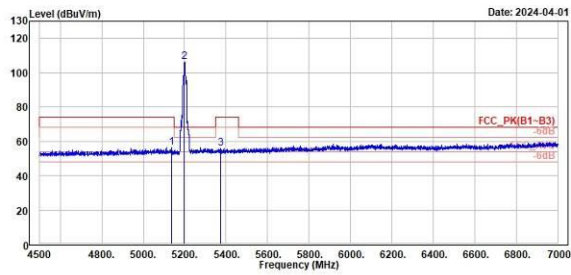
CH 40 (Vertical) Peak



TUV Rheinland Taiwan Ltd.
No. 438-18, Sec 2, Fenliiao, Linkou Dist., New Taipei City 244, Taiwan(R.O.C.)
Tel: +886-2172-1000 Fax: +886-2172-1322



TUV Rheinland Taiwan Ltd.
No. 438-18, Sec 2, Fenliiao, Linkou Dist., New Taipei City 244, Taiwan(R.O.C.)
Tel: +886-2172-1000 Fax: +886-2172-1322



Peak	Freq	Level	Read	Limit	Over	APos	TPos	Remark	Pol/Phase	Note
	MHz	dBuV/m	dBuV	dB/m	dBuV/m	dB	cm	deg		
1	5137.58	56.43	14.59	41.84	74.00	-17.57	202	193 Peak	Horizontal	
2	5280.00	106.23	64.00	42.15	68.29	38.03	202	193 Peak	Horizontal	
3	5374.00	56.00	13.64	42.36	74.00	-18.00	202	193 Peak	Horizontal	

Peak	Freq	Level	Read	Limit	Over	APos	TPos	Remark	Pol/Phase	Note
	MHz	dBuV/m	dBuV	dB/m	dBuV/m	dB	cm	deg		
1	4948.00	57.18	15.51	41.67	74.00	-16.82	140	181 Peak	Vertical	
2	5280.00	121.15	79.00	42.15	68.29	52.95	140	181 Peak	Vertical	
3	5391.50	56.68	14.17	42.51	74.00	-17.32	140	181 Peak	Vertical	

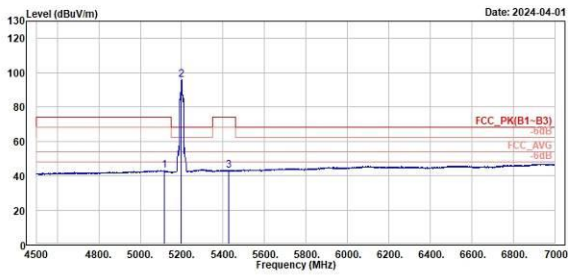
802.11a

CH 40 (Horizontal) Average

CH 40 (Vertical) Average



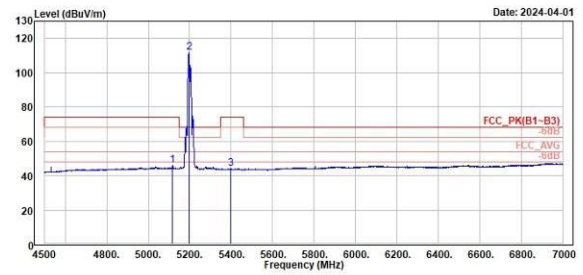
TUV Rheinland Taiwan Ltd.
No. 438-18, Sec 2, Fenliao, Linkou Dist., New Taipei City 244, Taiwan(R.O.C.)
Tel: +886-2172-1000 Fax: +886-2172-1322



1	2	3
Read Level	Read Level	Read Level
Factor	Factor	Factor
Limit Line	Limit Line	Limit Line
Over Limit	Over Limit	Over Limit
APos	APos	APos
TPos	TPos	TPos
Remark	Remark	Remark
Pol/Phase	Pol/Phase	Pol/Phase
Note	Note	Note
5114.50	5280.00	5426.00
42.86	96.05	43.17
0.99	53.90	0.72
41.87	42.15	42.45
54.00	54.00	54.00
-11.14	42.05	-10.83
202	202	202
193	193	193
Average	Average	Average
Horizontal	Horizontal	Horizontal



TUV Rheinland Taiwan Ltd.
No. 438-18, Sec 2, Fenliao, Linkou Dist., New Taipei City 244, Taiwan(R.O.C.)
Tel: +886-2172-1000 Fax: +886-2172-1322



1	2	3
Read Level	Read Level	Read Level
Factor	Factor	Factor
Limit Line	Limit Line	Limit Line
Over Limit	Over Limit	Over Limit
APos	APos	APos
TPos	TPos	TPos
Remark	Remark	Remark
Pol/Phase	Pol/Phase	Pol/Phase
Note	Note	Note
5117.50	5280.00	5398.50
45.85	111.76	44.07
3.98	69.61	1.49
41.87	42.15	42.58
54.00	54.00	54.00
-8.15	57.76	-9.93
140	140	140
181	181	181
Average	Average	Average
Vertical	Vertical	Vertical

802.11a

CH 48 (Horizontal) Peak

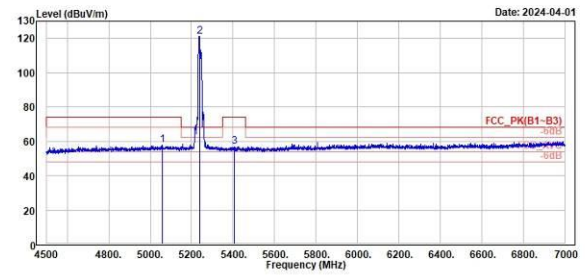
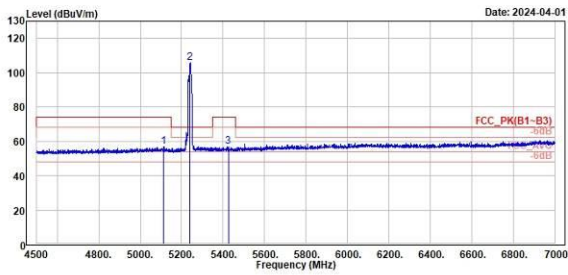
CH 48 (Vertical) Peak



TUV Rheinland Taiwan Ltd.
No. 438-18, Sec 2, Fenliao, Linkou Dist., New Taipei City 244, Taiwan(R.O.C.)
Tel: +886-2172-1000 Fax: +886-2172-1322



TUV Rheinland Taiwan Ltd.
No. 438-18, Sec 2, Fenliao, Linkou Dist., New Taipei City 244, Taiwan(R.O.C.)
Tel: +886-2172-1000 Fax: +886-2172-1322



Peak	Freq (MHz)	Level (dBuV/m)	Read Level (dBuV)	Factor (dB/m)	Limit Line (dBuV/m)	Over Limit (dB)	APos (cm)	TPos (deg)	Remark	Pol/Phase	Note
1	5111.58	56.82	14.95	41.87	74.00	-17.18	109	331	Peak	Horizontal	
2	5248.00	105.55	63.69	41.86	68.29	37.35	109	331	Peak	Horizontal	
3	5425.00	56.69	14.24	42.45	74.00	-17.31	109	331	Peak	Horizontal	

Peak	Freq (MHz)	Level (dBuV/m)	Read Level (dBuV)	Factor (dB/m)	Limit Line (dBuV/m)	Over Limit (dB)	APos (cm)	TPos (deg)	Remark	Pol/Phase	Note
1	5057.50	57.64	15.78	41.86	74.00	-16.36	144	188	Peak	Vertical	
2	5248.00	121.09	79.23	41.86	68.29	52.89	144	188	Peak	Vertical	
3	5406.50	57.04	14.49	42.55	74.00	-16.96	144	188	Peak	Vertical	

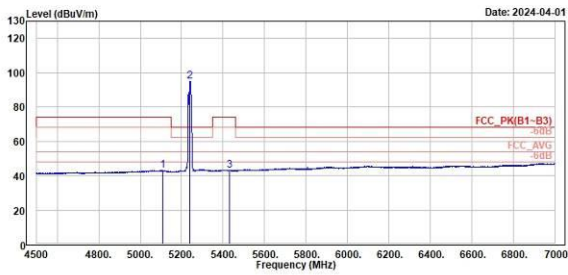
802.11a

CH 48 (Horizontal) Average

CH 48 (Vertical) Average



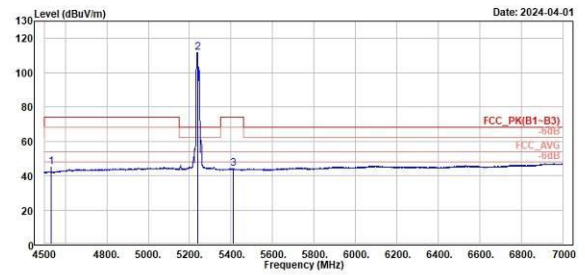
TUV Rheinland Taiwan Ltd.
No. 438-18, Sec 2, Fenliiao, Linkou Dist., New Taipei City 244, Taiwan(R.O.C.)
Tel: +886-2172-1000 Fax: +886-2172-1322



Freq	Level	Read Level	Factor	Limit Line	Over Limit	APos	TPos	Remark	Pol/Phase	Note
MHz	dBuV/m	dBuV	dB/m	dBuV/m	dB	cm	deg			
1	5188.58	42.97	1.10	41.87	54.00	-11.03	109	331 Average	Horizontal	
2	5248.00	94.87	53.01	41.86	54.00	40.87	109	331 Average	Horizontal	
3	5432.00	43.23	0.81	42.42	54.00	-10.77	109	331 Average	Horizontal	



TUV Rheinland Taiwan Ltd.
No. 438-18, Sec 2, Fenliiao, Linkou Dist., New Taipei City 244, Taiwan(R.O.C.)
Tel: +886-2172-1000 Fax: +886-2172-1322



Freq	Level	Read Level	Factor	Limit Line	Over Limit	APos	TPos	Remark	Pol/Phase	Note
MHz	dBuV/m	dBuV	dB/m	dBuV/m	dB	cm	deg			
1	4531.00	45.20	4.31	40.89	54.00	-8.80	144	180 Average	Vertical	
2	5248.00	111.63	69.77	41.86	54.00	57.63	144	180 Average	Vertical	
3	5409.00	44.00	1.46	42.54	54.00	-10.00	144	180 Average	Vertical	

802.11ax HE20

CH 36 (Horizontal) Peak

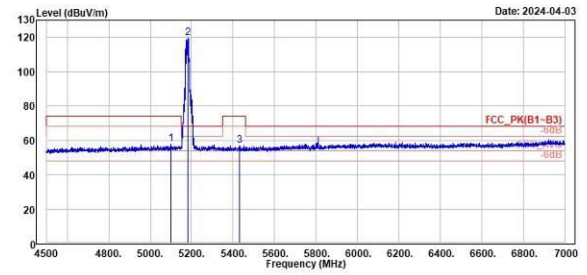
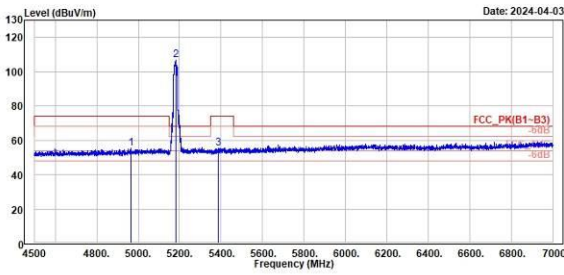
CH 36 (Vertical) Peak



TUV Rheinland Taiwan Ltd.
No. 438-18, Sec. 2, Fenliiao, Linkou Dist., New Taipei City 244, Taiwan(R.O.C.)
Tel: +886-2172-1000 Fax: +886-2172-1322



TUV Rheinland Taiwan Ltd.
No. 438-18, Sec. 2, Fenliiao, Linkou Dist., New Taipei City 244, Taiwan(R.O.C.)
Tel: +886-2172-1000 Fax: +886-2172-1322



Peak	Freq	Level	Read	Limit	Over	Apos	TPos	Remark	Pol/Phase	Note
	MHz	dBuV/m	dBuV	dB/m	dBuV/m	dB	cm	deg		
1	4964.00	55.47	13.86	41.61	74.00	-18.53	244	312 Peak	Horizontal	
2 *	5180.00	106.61	64.59	42.02	68.28	38.41	244	312 Peak	Horizontal	
3	5387.50	55.45	12.97	42.48	74.00	-18.55	244	312 Peak	Horizontal	

Peak	Freq	Level	Read	Limit	Over	Apos	TPos	Remark	Pol/Phase	Note
	MHz	dBuV/m	dBuV	dB/m	dBuV/m	dB	cm	deg		
1	5100.50	57.64	15.75	41.89	74.00	-16.36	100	360 Peak	Vertical	
2 *	5180.00	119.56	77.54	42.02	68.28	51.36	100	360 Peak	Vertical	
3	5432.00	56.86	14.44	42.42	74.00	-17.14	100	360 Peak	Vertical	

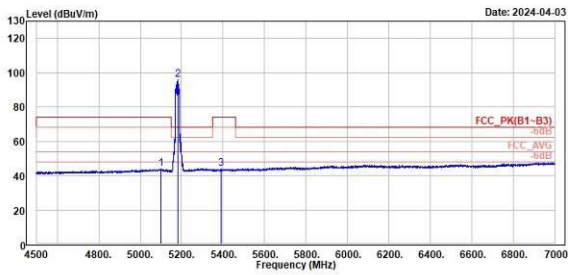
802.11ax HE20

CH 36 (Horizontal) Average

CH 36 (Vertical) Average



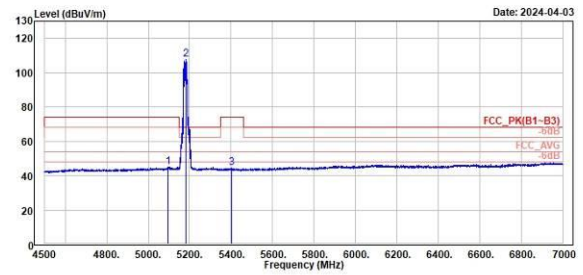
TUV Rheinland Taiwan Ltd.
No. 438-18, Sec 2, Fenliao, Linkou Dist., New Taipei City 244, Taiwan(R.O.C.)
Tel: +886-2172-1000 Fax: +886-2172-1322



Read	Limit	Over	APos	TPos	Remark	Pol/Phase	Note				
Level	Line	Limit	cm	deg							
Factor	dB/m	dB									
dBuV	dB/m	dBuV/m	cm	deg							
1	5899.50	43.77	1.88	41.89	54.00	-18.23	244	312	Average	Horizontal	
2	5180.00	95.89	53.87	42.02	54.00	41.89	244	312	Average	Horizontal	
3	5391.00	43.84	1.33	42.51	54.00	-18.16	244	312	Average	Horizontal	



TUV Rheinland Taiwan Ltd.
No. 438-18, Sec 2, Fenliao, Linkou Dist., New Taipei City 244, Taiwan(R.O.C.)
Tel: +886-2172-1000 Fax: +886-2172-1322



Read	Limit	Over	APos	TPos	Remark	Pol/Phase	Note				
Level	Line	Limit	cm	deg							
Factor	dB/m	dB									
dBuV	dB/m	dBuV/m	cm	deg							
1	5995.00	45.13	3.25	41.88	54.00	-8.87	100	360	Average	Vertical	
2	5180.00	107.74	65.72	42.02	54.00	53.74	100	360	Average	Vertical	
3	5401.50	44.28	1.70	42.58	54.00	-9.72	100	360	Average	Vertical	

802.11ax HE20

CH 40 (Horizontal) Peak

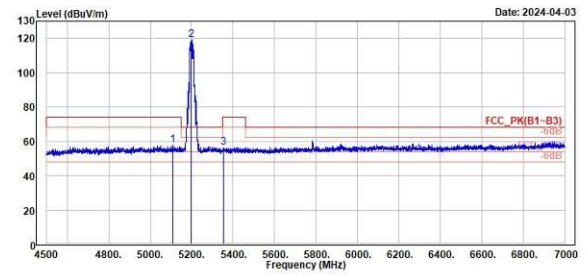
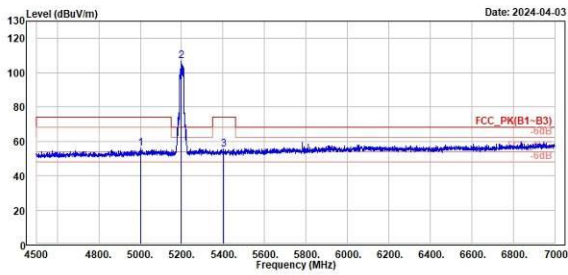
CH 40 (Vertical) Peak



TUV Rheinland Taiwan Ltd.
No. 438-18, Sec 2, Fenliao, Linkou Dist., New Taipei City 244, Taiwan(R.O.C.)
Tel: +886-2172-1000 Fax: +886-2172-1322



TUV Rheinland Taiwan Ltd.
No. 438-18, Sec 2, Fenliao, Linkou Dist., New Taipei City 244, Taiwan(R.O.C.)
Tel: +886-2172-1000 Fax: +886-2172-1322



1	2	3	Read Level	Level Factor	Limit Line	Over Limit	APos	TPos	Remark	Pol/Phase	Note
MHz	dBuV/m	dBuV	dB/m	dBuV/m	dB	dB	cm	deg			
5800.58	55.64	14.22	41.42	74.00	-18.36	108	312	Peak	Horizontal		
5200.00	106.70	64.55	42.15	68.29	38.50	108	312	Peak	Horizontal		
5483.58	55.28	12.71	42.57	74.00	-18.72	108	312	Peak	Horizontal		

1	2	3	Read Level	Level Factor	Limit Line	Over Limit	APos	TPos	Remark	Pol/Phase	Note
MHz	dBuV/m	dBuV	dB/m	dBuV/m	dB	dB	cm	deg			
5109.00	57.81	15.94	41.87	74.00	-16.19	115	183	Peak	Vertical		
5200.00	110.98	76.83	42.15	68.29	50.78	115	183	Peak	Vertical		
5355.00	56.58	14.38	42.20	74.00	-17.42	115	183	Peak	Vertical		

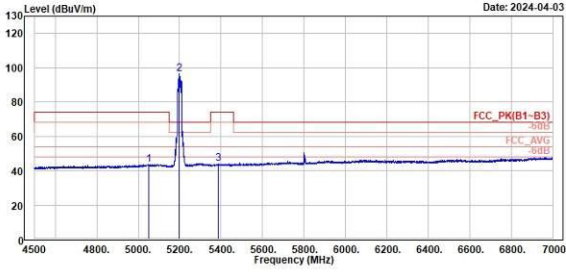
802.11ax HE20

CH 40 (Horizontal) Average

CH 40 (Vertical) Average



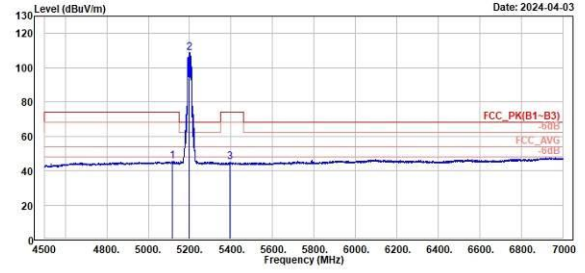
TUV Rheinland Taiwan Ltd.
No. 438-18, Sec 2, Fenliiao, Linkou Dist., New Taipei City 244, Taiwan(R.O.C.)
Tel: +886-2172-1000 Fax: +886-2172-1322



Read	Limit	Over	APos	TPos	Remark	Pol/Phase	Note				
Level	Line	Limit	cm	deg							
Factor	dB/m	dB									
dBuV	dB/m	dBuV/m	cm	deg							
1	5856.00	43.53	1.68	41.85	54.00	-18.47	108	312	Average	Horizontal	
2	5200.00	96.14	53.99	42.35	54.00	42.14	108	312	Average	Horizontal	
3	5387.50	43.90	1.42	42.48	54.00	-18.10	108	312	Average	Horizontal	



TUV Rheinland Taiwan Ltd.
No. 438-18, Sec 2, Fenliiao, Linkou Dist., New Taipei City 244, Taiwan(R.O.C.)
Tel: +886-2172-1000 Fax: +886-2172-1322



Read	Limit	Over	APos	TPos	Remark	Pol/Phase	Note				
Level	Line	Limit	cm	deg							
Factor	dB/m	dB									
dBuV	dB/m	dBuV/m	cm	deg							
1	5117.00	45.61	3.74	41.87	54.00	-8.39	115	183	Average	Vertical	
2	5200.00	100.92	66.77	42.15	54.00	54.92	115	183	Average	Vertical	
3	5393.00	44.89	2.37	42.52	54.00	-9.11	115	183	Average	Vertical	

802.11ax HE20

CH 48 (Horizontal) Peak

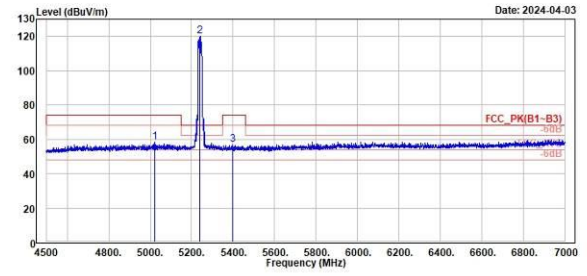
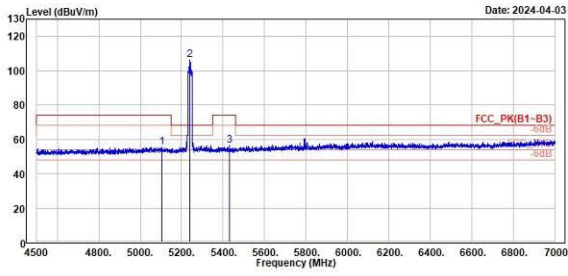
CH 48 (Vertical) Peak



TUV Rheinland Taiwan Ltd.
No. 438-18, Sec 2, Fenliao, Linkou Dist., New Taipei City 244, Taiwan(R.O.C.)
Tel: +886-2172-1000 Fax: +886-2172-1322



TUV Rheinland Taiwan Ltd.
No. 438-18, Sec 2, Fenliao, Linkou Dist., New Taipei City 244, Taiwan(R.O.C.)
Tel: +886-2172-1000 Fax: +886-2172-1322



Peak	Freq	Level	Read	Limit	Over	APos	TPos	Remark	Pol/Phase	Note
	MHz	dBuV/m	dBuV	dB/m	dBuV/m	dB	cm	deg		
1	5105.00	55.29	13.41	41.88	74.00	-18.71	134	312 Peak	Horizontal	
2 *	5240.00	106.45	64.59	41.86	68.29	38.25	134	312 Peak	Horizontal	
3	5431.50	56.26	13.84	42.42	74.00	-17.74	134	312 Peak	Horizontal	

Peak	Freq	Level	Read	Limit	Over	APos	TPos	Remark	Pol/Phase	Note
	MHz	dBuV/m	dBuV	dB/m	dBuV/m	dB	cm	deg		
1	5023.00	58.09	16.47	41.62	74.00	-15.91	119	182 Peak	Vertical	
2 *	5240.00	119.91	78.05	41.86	68.29	51.71	119	182 Peak	Vertical	
3	5398.50	56.69	14.11	42.58	74.00	-17.31	119	182 Peak	Vertical	

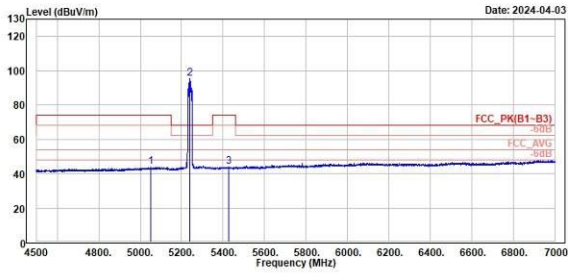
802.11ax HE20

CH 48 (Horizontal) Average

CH 48 (Vertical) Average



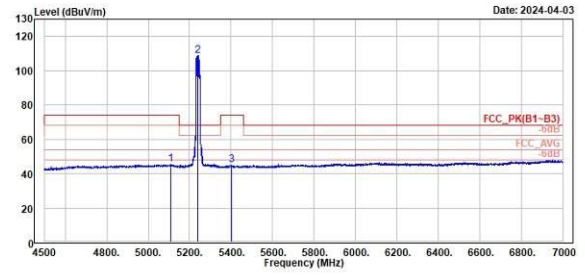
TUV Rheinland Taiwan Ltd.
No. 438-18, Sec 2, Fenliiao, Linkou Dist., New Taipei City 244, Taiwan(R.O.C.)
Tel: +886-2172-1000 Fax: +886-2172-1322



Read	Limit	Over	APos	TPos	Remark	Pol/Phase	Note				
Level	Line	Limit	cm	deg							
Factor	dB/m	dB									
dBuV	dB/m	dBuV/m	cm	deg							
1	5851.00	43.81	1.96	41.85	54.00	-18.19	134	312	Average	Horizontal	
2	5240.00	95.50	53.64	41.86	54.00	41.50	134	312	Average	Horizontal	
3	5427.50	43.81	1.37	42.44	54.00	-18.19	134	312	Average	Horizontal	



TUV Rheinland Taiwan Ltd.
No. 438-18, Sec 2, Fenliiao, Linkou Dist., New Taipei City 244, Taiwan(R.O.C.)
Tel: +886-2172-1000 Fax: +886-2172-1322



Read	Limit	Over	APos	TPos	Remark	Pol/Phase	Note				
Level	Line	Limit	cm	deg							
Factor	dB/m	dB									
dBuV	dB/m	dBuV/m	cm	deg							
1	5106.50	45.25	3.37	41.88	54.00	-8.75	119	182	Average	Vertical	
2	5240.00	100.79	66.93	41.86	54.00	54.79	119	182	Average	Vertical	
3	5403.50	44.74	2.17	42.57	54.00	-9.26	119	182	Average	Vertical	

802.11ax HE40

CH 38 (Horizontal) Peak

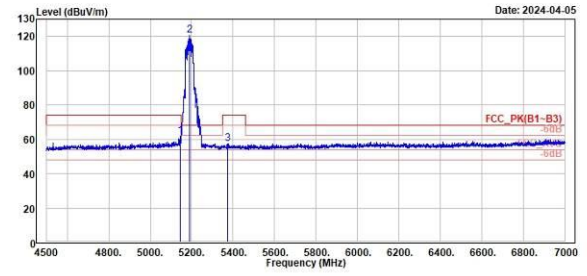
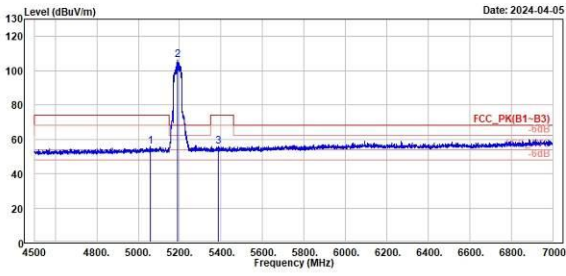
CH 38 (Vertical) Peak



TUV Rheinland Taiwan Ltd.
No. 438-18, Sec 2, Fenliiao, Linkou Dist., New Taipei City 244, Taiwan(R.O.C.)
Tel: +886-2172-1000 Fax: +886-2172-1322



TUV Rheinland Taiwan Ltd.
No. 438-18, Sec 2, Fenliiao, Linkou Dist., New Taipei City 244, Taiwan(R.O.C.)
Tel: +886-2172-1000 Fax: +886-2172-1322



Peak	Freq	Level	Read	Factor	Limit	Over	APos	TPos	Remark	Pol/Phase	Note
	MHz	dBuV/m	dBuV	dB/m	dBuV/m	dB	cm	deg			
1	5857.58	55.77	13.81	41.86	74.00	-18.23	198	312	Peak	Horizontal	
2 *	5190.00	106.13	64.04	42.09	68.29	37.93	198	312	Peak	Horizontal	
3	5387.00	55.69	13.21	42.48	74.00	-18.31	198	312	Peak	Horizontal	

Peak	Freq	Level	Read	Factor	Limit	Over	APos	TPos	Remark	Pol/Phase	Note
	MHz	dBuV/m	dBuV	dB/m	dBuV/m	dB	cm	deg			
1	5146.50	61.67	19.84	41.83	74.00	-12.33	100	192	Peak	Vertical	
2 *	5190.00	120.58	78.41	42.09	68.29	52.39	100	192	Peak	Vertical	
3	5375.50	57.38	15.81	42.37	74.00	-16.62	100	192	Peak	Vertical	

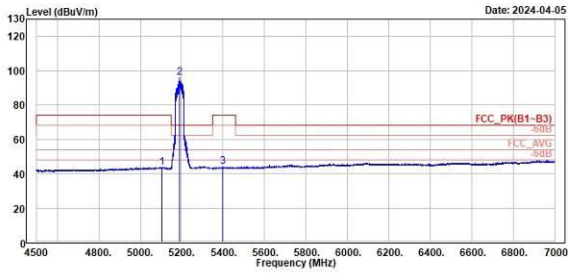
802.11ax HE40

CH 38 (Horizontal) Average

CH 38 (Vertical) Average



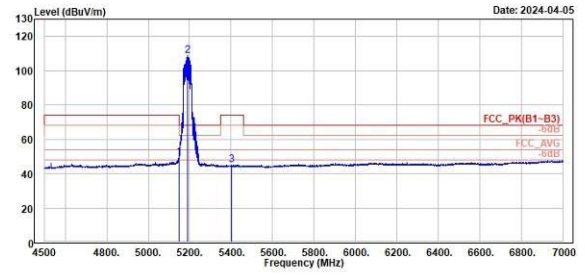
TUV Rheinland Taiwan Ltd.
No. 438-18, Sec 2, Fenliiao, Linkou Dist., New Taipei City 244, Taiwan(R.O.C.)
Tel: +886-2172-1000 Fax: +886-2172-1322



Read	Level	Factor	Limit	Over	APos	TPos	Remark	Pol/Phase	Note
Freq	Level	Factor	Line	Limit	cm	deg			
MHz	dBuV/m	dBuV	dB/m	dBuV/m	dB	cm	deg		
1	5184.58	43.59	1.71	41.88	54.00	-18.41	198	312	Average Horizontal
2 *	5190.00	95.37	53.78	42.00	54.00	41.87	198	312	Average Horizontal
3	5399.58	44.11	1.52	42.59	54.00	-9.89	198	312	Average Horizontal



TUV Rheinland Taiwan Ltd.
No. 438-18, Sec 2, Fenliiao, Linkou Dist., New Taipei City 244, Taiwan(R.O.C.)
Tel: +886-2172-1000 Fax: +886-2172-1322



Read	Level	Factor	Limit	Over	APos	TPos	Remark	Pol/Phase	Note
Freq	Level	Factor	Line	Limit	cm	deg			
MHz	dBuV/m	dBuV	dB/m	dBuV/m	dB	cm	deg		
1	5150.00	49.55	7.73	41.82	54.00	-4.45	100	192	Average Vertical
2 *	5190.00	100.79	66.70	42.00	54.00	54.79	100	192	Average Vertical
3	5401.00	44.94	2.36	42.58	54.00	-9.06	100	192	Average Vertical

802.11ax HE40

CH 46 (Horizontal) Peak

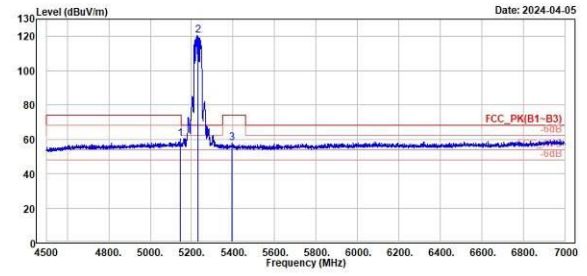
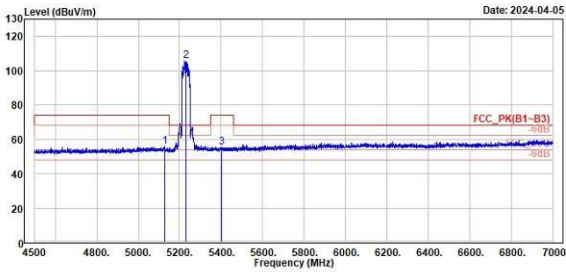
CH 46 (Vertical) Peak



TUV Rheinland Taiwan Ltd.
No. 438-18, Sec 2, Fenliao, Linkou Dist., New Taipei City 244, Taiwan(R.O.C.)
Tel: +886-2172-1000 Fax: +886-2172-1322



TUV Rheinland Taiwan Ltd.
No. 438-18, Sec 2, Fenliao, Linkou Dist., New Taipei City 244, Taiwan(R.O.C.)
Tel: +886-2172-1000 Fax: +886-2172-1322



Peak	Freq	Level	Read Level	Factor	Limit Line	Over Limit	APos	TPos	Remark	Pol/Phase	Note
	MHz	dBuV/m	dBuV	dB/m	dBuV/m	dB	cm	deg			
1	5138.58	55.62	13.77	41.85	74.00	-18.38	100	313	Peak	Horizontal	
2 *	5230.00	105.09	63.96	41.93	68.29	37.69	100	313	Peak	Horizontal	
3	5401.00	55.46	12.88	42.58	74.00	-18.54	100	313	Peak	Horizontal	

Peak	Freq	Level	Read Level	Factor	Limit Line	Over Limit	APos	TPos	Remark	Pol/Phase	Note
	MHz	dBuV/m	dBuV	dB/m	dBuV/m	dB	cm	deg			
1	5144.50	60.19	18.36	41.83	74.00	-13.81	146	178	Peak	Vertical	
2 *	5230.00	120.66	78.73	41.93	68.29	52.46	146	178	Peak	Vertical	
3	5395.00	57.82	15.28	42.54	74.00	-16.18	146	178	Peak	Vertical	

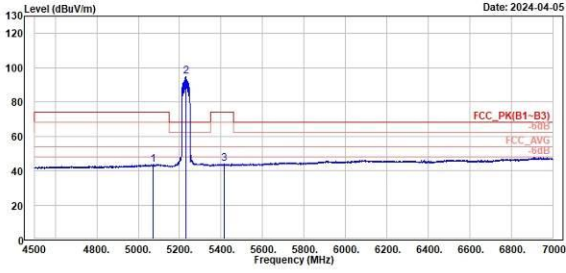
802.11ax HE40

CH 46 (Horizontal) Average

CH 46 (Vertical) Average



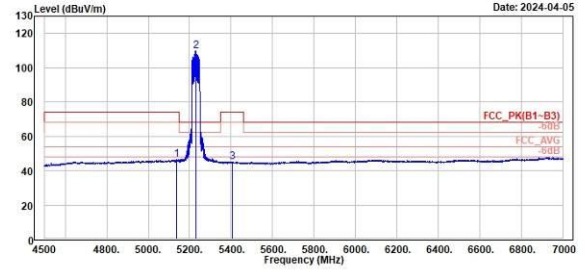
TUV Rheinland Taiwan Ltd.
No. 438-18, Sec 2, Fenliiao, Linkou Dist., New Taipei City 244, Taiwan(R.O.C.)
Tel: +886-2172-1000 Fax: +886-2172-1322



Read	Limit	Over	APos	TPos	Remark	Pol/Phase	Note				
Freq	Level	Level	Factor	Line	Limit						
MHz	dBuV/m	dBuV	dB/m	dBuV/m	dB	cm	deg				
1	5870.50	43.57	1.70	41.87	54.00	-18.43	100	313	Average	Horizontal	
2 *	5230.00	94.81	52.88	41.93	54.00	40.81	100	313	Average	Horizontal	
3	5413.00	43.88	1.36	42.52	54.00	-10.12	100	313	Average	Horizontal	



TUV Rheinland Taiwan Ltd.
No. 438-18, Sec 2, Fenliiao, Linkou Dist., New Taipei City 244, Taiwan(R.O.C.)
Tel: +886-2172-1000 Fax: +886-2172-1322



Read	Limit	Over	APos	TPos	Remark	Pol/Phase	Note				
Freq	Level	Level	Factor	Line	Limit						
MHz	dBuV/m	dBuV	dB/m	dBuV/m	dB	cm	deg				
1	5137.00	46.30	4.46	41.84	54.00	-7.70	146	178	Average	Vertical	
2 *	5230.00	109.74	67.81	41.93	54.00	55.74	146	178	Average	Vertical	
3	5405.50	45.09	2.53	42.56	54.00	-8.91	146	178	Average	Vertical	

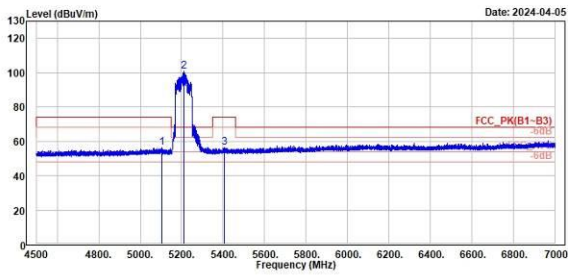
802.11ax HE80

CH 42 (Horizontal) Peak

CH 42 (Vertical) Peak



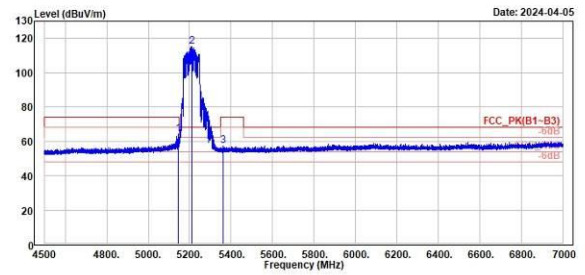
TUV Rheinland Taiwan Ltd.
No. 438-18, Sec 2, Fenliiao, Linkou Dist., New Taipei City 244, Taiwan(R.O.C.)
Tel: +886-2172-1000 Fax: +886-2172-1322



Peak	Freq (MHz)	Level (dBuV/m)	Read Level (dBuV)	Factor (dB/m)	Limit (dBuV/m)	Over (dB)	APos (cm)	TPos (deg)	Remark	Pol/Phase	Note
1	5182.65	56.48	14.60	41.88	74.00	-17.52	122	314	Peak	Horizontal	
2 *	5210.00	109.83	59.75	42.08	69.29	32.63	122	314	Peak	Horizontal	
3	5485.59	56.43	13.87	42.56	74.00	-17.57	122	314	Peak	Horizontal	



TUV Rheinland Taiwan Ltd.
No. 438-18, Sec 2, Fenliiao, Linkou Dist., New Taipei City 244, Taiwan(R.O.C.)
Tel: +886-2172-1000 Fax: +886-2172-1322



Peak	Freq (MHz)	Level (dBuV/m)	Read Level (dBuV)	Factor (dB/m)	Limit (dBuV/m)	Over (dB)	APos (cm)	TPos (deg)	Remark	Pol/Phase	Note
1	5145.44	64.34	22.51	41.83	74.00	-9.66	150	179	Peak	Vertical	
2 *	5210.00	115.24	73.16	42.08	69.29	47.04	150	179	Peak	Vertical	
3	5363.89	57.23	14.97	42.26	74.00	-16.77	150	179	Peak	Vertical	

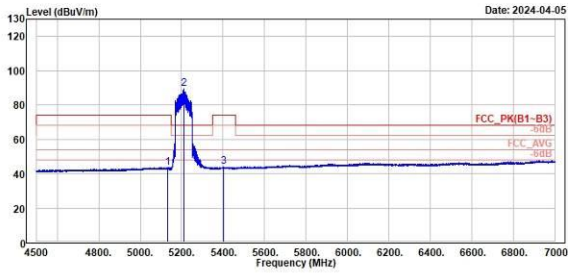
802.11ax HE80

CH 42 (Horizontal) Average

CH 42 (Vertical) Average



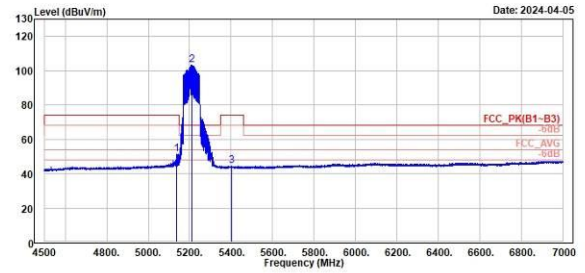
TUV Rheinland Taiwan Ltd.
No. 438-18, Sec 2, Fenliiao, Linkou Dist., New Taipei City 244, Taiwan(R.O.C.)
Tel: +886-2172-1000 Fax: +886-2172-1322



Read	Limit	Over	APos	TPos	Remark	Pol/Phase	Note
Level	Line	Limit					
Factor							
dBuV	dB/m	dBuV/m	dB	cm	deg		
1.85	41.85	54.00	-10.30	122	314 Average	Horizontal	
47.29	42.00	54.00	35.37	122	314 Average	Horizontal	
1.35	42.58	54.00	-10.07	122	314 Average	Horizontal	



TUV Rheinland Taiwan Ltd.
No. 438-18, Sec 2, Fenliiao, Linkou Dist., New Taipei City 244, Taiwan(R.O.C.)
Tel: +886-2172-1000 Fax: +886-2172-1322



Read	Limit	Over	APos	TPos	Remark	Pol/Phase	Note
Level	Line	Limit					
Factor							
dBuV	dB/m	dBuV/m	dB	cm	deg		
9.54	41.84	54.00	-2.62	150	179 Average	Vertical	
61.18	42.00	54.00	49.26	150	179 Average	Vertical	
2.00	42.57	54.00	-9.43	150	179 Average	Vertical	

Band Edges, 5.35GHz
U-NII-2A

802.11a

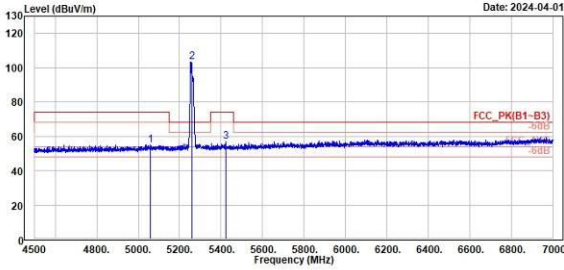
CH 52 (Horizontal) Peak

CH 52 (Vertical) Peak



TUV Rheinland Taiwan Ltd.
No. 438-18, Sec 2, Fenliao, Linkou Dist., New Taipei City 244, Taiwan(R.O.C.)
Tel: +886-2172-1000 Fax: +886-2172-1322

Date: 2024-04-01

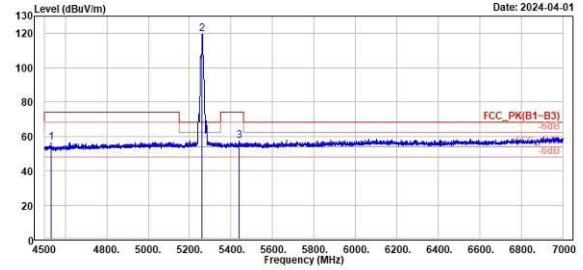


Peak	Freq (MHz)	Level (dBuV/m)	Read Level (dBuV)	Factor (dB/m)	Limit Line (dBuV/m)	Over Limit (dB)	APos (cm)	TPos (deg)	Remark	Pol/Phase	Note
1	5857.58	55.07	13.21	41.86	74.00	-18.93	100	312	Peak	Horizontal	
2 *	5260.00	103.52	61.61	41.91	68.29	35.32	100	312	Peak	Horizontal	
3	5424.00	56.87	14.41	42.46	74.00	-17.13	100	312	Peak	Horizontal	



TUV Rheinland Taiwan Ltd.
No. 438-18, Sec 2, Fenliao, Linkou Dist., New Taipei City 244, Taiwan(R.O.C.)
Tel: +886-2172-1000 Fax: +886-2172-1322

Date: 2024-04-01



Peak	Freq (MHz)	Level (dBuV/m)	Read Level (dBuV)	Factor (dB/m)	Limit Line (dBuV/m)	Over Limit (dB)	APos (cm)	TPos (deg)	Remark	Pol/Phase	Note
1	4531.00	56.47	15.58	40.89	74.00	-17.53	140	166	Peak	Vertical	
2 *	5260.00	119.63	77.72	41.91	68.29	51.43	140	166	Peak	Vertical	
3	5441.00	57.26	14.89	42.37	74.00	-16.74	140	166	Peak	Vertical	

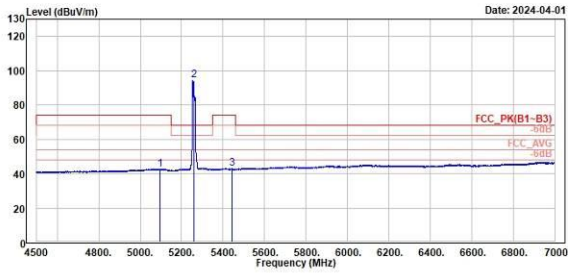
802.11a

CH 52 (Horizontal) Average

CH 52 (Vertical) Average



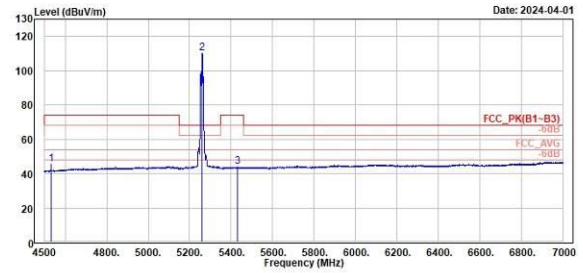
TUV Rheinland Taiwan Ltd.
No. 438-18, Sec 2, Fenliao, Linkou Dist., New Taipei City 244, Taiwan(R.O.C.)
Tel: +886-2172-1000 Fax: +886-2172-1322



1	2	3
Read Level	Read Level	Read Level
Factor	Factor	Factor
Limit Line	Limit Line	Limit Line
Over Limit	Over Limit	Over Limit
APos	APos	APos
TPos	TPos	TPos
Remark	Remark	Remark
Pol/Phase	Pol/Phase	Pol/Phase
Note	Note	Note
5896.50	5260.00	5442.00
42.73	110.09	42.87
0.85	41.91	0.50
41.88	54.00	42.37
54.00	56.00	54.00
-11.27	40.23	-11.13
100	140	100
312	166	312
Average	Average	Average
Horizontal	Vertical	Horizontal



TUV Rheinland Taiwan Ltd.
No. 438-18, Sec 2, Fenliao, Linkou Dist., New Taipei City 244, Taiwan(R.O.C.)
Tel: +886-2172-1000 Fax: +886-2172-1322



1	2	3
Read Level	Read Level	Read Level
Factor	Factor	Factor
Limit Line	Limit Line	Limit Line
Over Limit	Over Limit	Over Limit
APos	APos	APos
TPos	TPos	TPos
Remark	Remark	Remark
Pol/Phase	Pol/Phase	Pol/Phase
Note	Note	Note
4531.00	5260.00	5429.50
45.67	110.09	43.77
4.78	41.91	1.34
40.89	54.00	42.43
54.00	56.00	54.00
-8.33	40.23	-10.23
140	140	140
166	166	166
Average	Average	Average
Vertical	Vertical	Vertical

802.11a

CH 60 (Horizontal) Peak

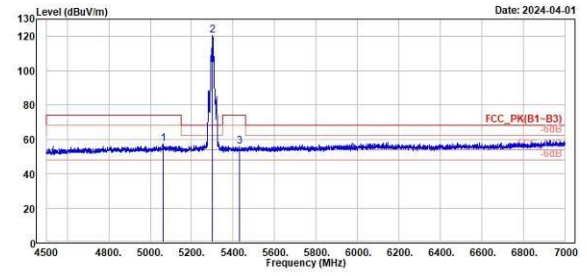
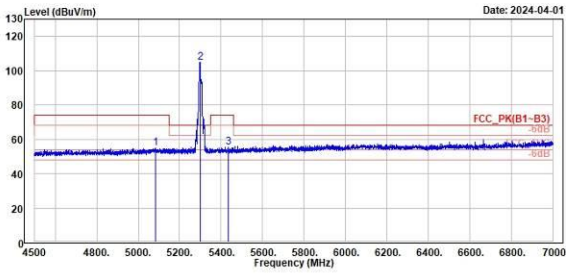
CH 60 (Vertical) Peak



TUV Rheinland Taiwan Ltd.
No. 438-18, Sec 2, Fenliiao, Linkou Dist., New Taipei City 244, Taiwan(R.O.C.)
Tel: +886-2172-1000 Fax: +886-2172-1322



TUV Rheinland Taiwan Ltd.
No. 438-18, Sec 2, Fenliiao, Linkou Dist., New Taipei City 244, Taiwan(R.O.C.)
Tel: +886-2172-1000 Fax: +886-2172-1322



Peak	Freq (MHz)	Level (dBuV/m)	Read Level (dBuV)	Factor (dB/m)	Limit (dBuV/m)	Over Limit (dB)	APos (cm)	TPos (deg)	Remark	Pol/Phase	Note
1	5082.50	54.64	12.76	41.88	74.00	-19.36	156	336	Peak	Horizontal	
2	5300.00	105.02	62.60	42.42	74.00	36.82	156	336	Peak	Horizontal	
3	5436.50	55.53	13.14	42.39	74.00	-18.47	156	336	Peak	Horizontal	

Peak	Freq (MHz)	Level (dBuV/m)	Read Level (dBuV)	Factor (dB/m)	Limit (dBuV/m)	Over Limit (dB)	APos (cm)	TPos (deg)	Remark	Pol/Phase	Note
1	5083.00	57.18	15.24	41.86	74.00	-16.90	144	164	Peak	Vertical	
2	5300.00	120.65	78.23	42.42	74.00	52.45	144	164	Peak	Vertical	
3	5436.00	55.97	13.54	42.43	74.00	-18.03	144	164	Peak	Vertical	

802.11a

CH 60 (Horizontal) Average

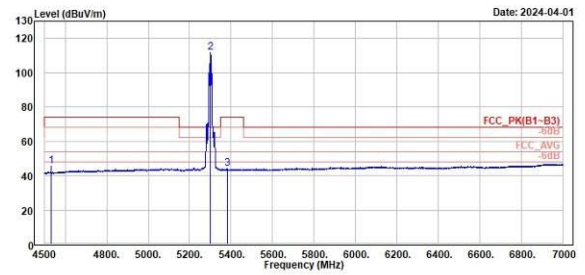
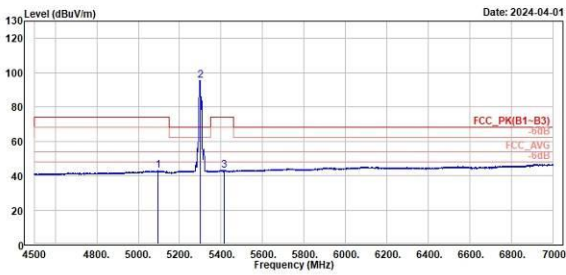
CH 60 (Vertical) Average



TUV Rheinland Taiwan Ltd.
No. 438-18, Sec 2, Fenliiao, Linkou Dist., New Taipei City 244, Taiwan(R.O.C.)
Tel: +886-2172-1000 Fax: +886-2172-1322



TUV Rheinland Taiwan Ltd.
No. 438-18, Sec 2, Fenliiao, Linkou Dist., New Taipei City 244, Taiwan(R.O.C.)
Tel: +886-2172-1000 Fax: +886-2172-1322



1	2	3							
Freq	Level	Read	Limit	Over	APos	TPos	Remark	Pol/Phase	Note
MHz	dBuV/m	dBuV	dB/m	dBuV/m	dB	cm	deg		
5097.00	42.78	0.90	41.88	54.00	-11.22	156	336 Average	Horizontal	
5300.00	95.63	53.21	42.42	54.00	41.63	156	336 Average	Horizontal	
5414.50	42.87	0.36	42.51	54.00	-11.13	156	336 Average	Horizontal	

1	2	3							
Freq	Level	Read	Limit	Over	APos	TPos	Remark	Pol/Phase	Note
MHz	dBuV/m	dBuV	dB/m	dBuV/m	dB	cm	deg		
4531.00	45.63	4.74	40.89	54.00	-8.37	144	164 Average	Vertical	
5300.00	111.48	69.06	42.42	54.00	57.48	144	164 Average	Vertical	
5381.00	44.12	1.69	42.43	54.00	-9.88	144	164 Average	Vertical	

802.11a

CH 64 (Horizontal) Peak

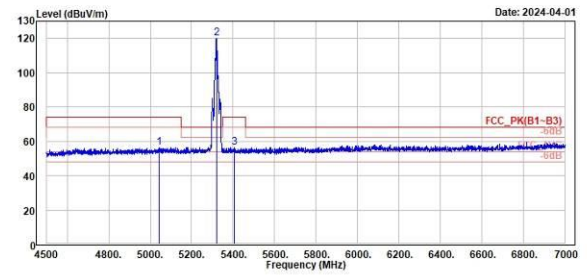
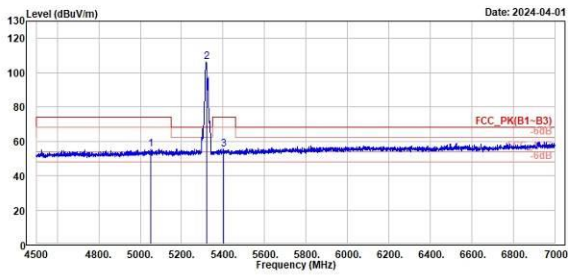
CH 64 (Vertical) Peak



TUV Rheinland Taiwan Ltd.
No. 438-18, Sec 2, Fenliao, Linkou Dist., New Taipei City 244, Taiwan(R.O.C.)
Tel: +886-2172-1000 Fax: +886-2172-1322



TUV Rheinland Taiwan Ltd.
No. 438-18, Sec 2, Fenliao, Linkou Dist., New Taipei City 244, Taiwan(R.O.C.)
Tel: +886-2172-1000 Fax: +886-2172-1322



Peak	Freq (MHz)	Level (dBuV/m)	Read Level (dBuV)	Factor (dB/m)	Limit (dBuV/m)	Over Limit (dB)	APos (cm)	TPos (deg)	Remark	Pol/Phase	Note
1	5851.00	55.36	13.51	41.85	74.00	-18.64	329	47	Peak	Horizontal	
2	5330.00	106.11	63.80	42.31	68.29	37.91	329	47	Peak	Horizontal	
3	5481.00	55.53	12.95	42.58	74.00	-18.47	329	47	Peak	Horizontal	

Peak	Freq (MHz)	Level (dBuV/m)	Read Level (dBuV)	Factor (dB/m)	Limit (dBuV/m)	Over Limit (dB)	APos (cm)	TPos (deg)	Remark	Pol/Phase	Note
1	5844.00	56.47	14.67	41.80	74.00	-17.53	148	197	Peak	Vertical	
2	5330.00	119.99	77.68	42.31	68.29	51.79	148	197	Peak	Vertical	
3	5488.00	56.19	13.65	42.54	74.00	-17.81	148	197	Peak	Vertical	

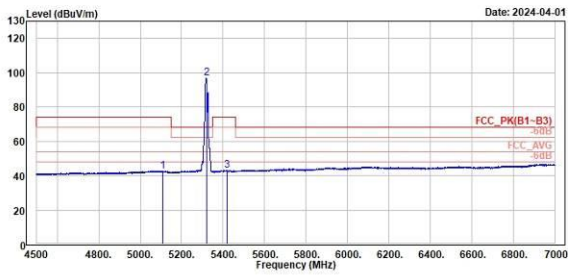
802.11a

CH 64 (Horizontal) Average

CH 64 (Vertical) Average



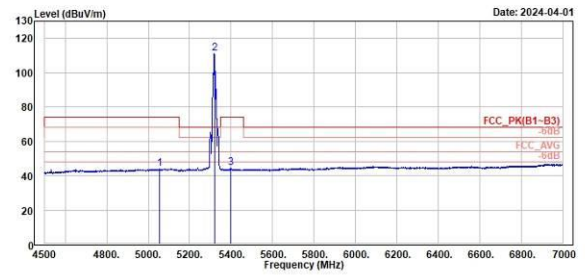
TUV Rheinland Taiwan Ltd.
No. 438-18, Sec 2, Fenliiao, Linkou Dist., New Taipei City 244, Taiwan(R.O.C.)
Tel: +886-2172-1000 Fax: +886-2172-1322



1	2	3	Read Level	Level Factor	Limit Line	Over Limit	APos	TPos	Remark	Pol/Phase	Note
MHz	dBuV/m	dBuV	dB/m	dBuV/m	dB	cm	deg				
5110.00	42.70	0.83	41.87	54.00	-11.30	329	47	Average	Horizontal		
5320.00	96.66	56.37	42.31	54.00	42.66	329	47	Average	Horizontal		
5419.00	42.90	0.41	42.49	54.00	-11.10	329	47	Average	Horizontal		



TUV Rheinland Taiwan Ltd.
No. 438-18, Sec 2, Fenliiao, Linkou Dist., New Taipei City 244, Taiwan(R.O.C.)
Tel: +886-2172-1000 Fax: +886-2172-1322



1	2	3	Read Level	Level Factor	Limit Line	Over Limit	APos	TPos	Remark	Pol/Phase	Note
MHz	dBuV/m	dBuV	dB/m	dBuV/m	dB	cm	deg				
5854.00	43.97	2.11	41.86	54.00	-10.03	148	197	Average	Vertical		
5320.00	110.97	69.66	42.31	54.00	56.97	148	197	Average	Vertical		
5399.00	44.30	1.72	42.58	54.00	-9.70	148	197	Average	Vertical		

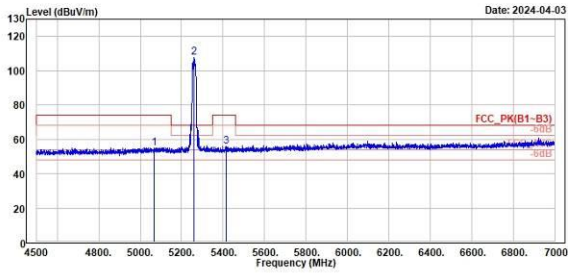
802.11ax HE20

CH 52 (Horizontal) Peak

CH 52 (Vertical) Peak



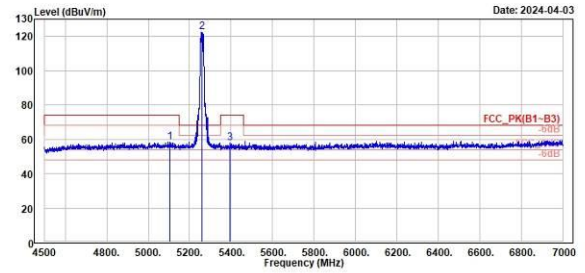
TUV Rheinland Taiwan Ltd.
No. 438-18, Sec 2, Fenliao, Linkou Dist., New Taipei City 244, Taiwan(R.O.C.)
Tel: +886-2172-1000 Fax: +886-2172-1322



Peak	Freq	Level	Read	Limit	Over	APos	TPos	Remark	Pol/Phase	Note
	MHz	dBuV/m	dBuV	dB/m	dBuV/m	dB	cm	deg		
1	5067.50	55.08	13.21	41.87	74.00	-18.92	125	312 Peak	Horizontal	
2 *	5369.00	107.73	65.82	41.91	68.29	39.53	125	312 Peak	Horizontal	
3	5416.50	56.04	13.54	42.50	74.00	-17.96	125	312 Peak	Horizontal	



TUV Rheinland Taiwan Ltd.
No. 438-18, Sec 2, Fenliao, Linkou Dist., New Taipei City 244, Taiwan(R.O.C.)
Tel: +886-2172-1000 Fax: +886-2172-1322



Peak	Freq	Level	Read	Limit	Over	APos	TPos	Remark	Pol/Phase	Note
	MHz	dBuV/m	dBuV	dB/m	dBuV/m	dB	cm	deg		
1	5103.00	58.32	16.44	41.88	74.00	-15.68	122	185 Peak	Vertical	
2 *	5369.00	122.65	80.74	41.91	68.29	54.45	122	185 Peak	Vertical	
3	5392.50	57.62	15.10	42.52	74.00	-16.38	122	185 Peak	Vertical	

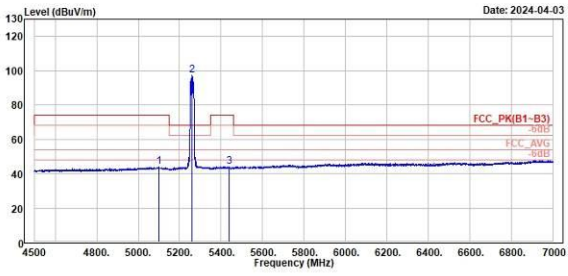
802.11ax HE20

CH 52 (Horizontal) Average

CH 52 (Vertical) Average



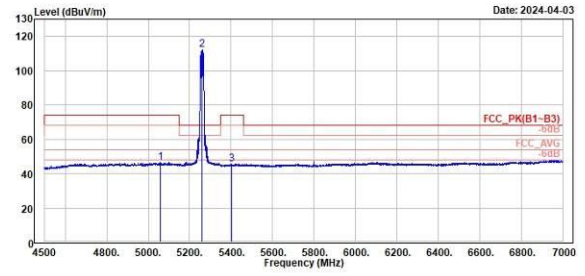
TUV Rheinland Taiwan Ltd.
No. 438-18, Sec 2, Fenliao, Linkou Dist., New Taipei City 244, Taiwan(R.O.C.)
Tel: +886-2172-1000 Fax: +886-2172-1322



Freq	Level	Read	Limit	Over	APos	TPos	Remark	Pol/Phase	Note
MHz	dBuV/m	dBuV	dB/m	dBuV/m	dB	cm	deg		
1	5181.50	44.01	2.12	41.89	54.00	-9.99	125	312	Average Horizontal
2	5260.00	97.52	55.61	41.91	54.00	43.52	125	312	Average Horizontal
3	5437.50	44.09	1.70	42.39	54.00	-9.91	125	312	Average Horizontal



TUV Rheinland Taiwan Ltd.
No. 438-18, Sec 2, Fenliao, Linkou Dist., New Taipei City 244, Taiwan(R.O.C.)
Tel: +886-2172-1000 Fax: +886-2172-1322



Freq	Level	Read	Limit	Over	APos	TPos	Remark	Pol/Phase	Note
MHz	dBuV/m	dBuV	dB/m	dBuV/m	dB	cm	deg		
1	5181.50	46.39	4.53	41.86	54.00	-7.61	122	185	Average Vertical
2	5260.00	112.11	70.20	41.91	54.00	58.11	122	185	Average Vertical
3	5437.50	45.63	3.06	42.57	54.00	-8.37	122	185	Average Vertical

802.11ax HE20

CH 60 (Horizontal) Peak

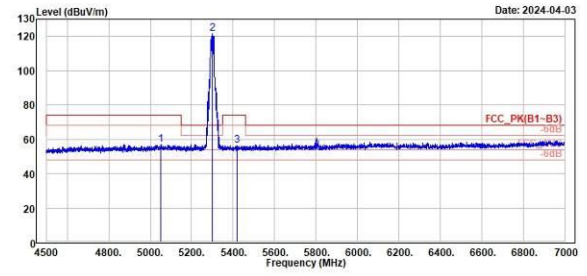
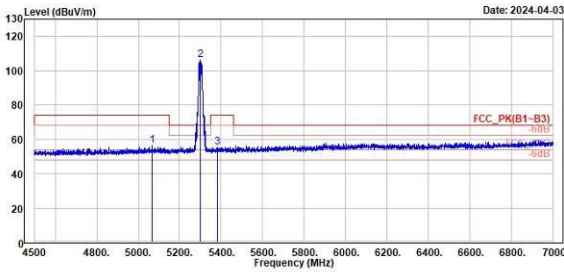
CH 60 (Vertical) Peak



TUV Rheinland Taiwan Ltd.
No. 438-18, Sec 2, Fenliiao, Linkou Dist., New Taipei City 244, Taiwan(R.O.C.)
Tel: +886-2172-1000 Fax: +886-2172-1322



TUV Rheinland Taiwan Ltd.
No. 438-18, Sec 2, Fenliiao, Linkou Dist., New Taipei City 244, Taiwan(R.O.C.)
Tel: +886-2172-1000 Fax: +886-2172-1322



Peak	Freq	Level	Read	Limit	Over	APos	TPos	Remark	Pol/Phase	Note
	MHz	dBuV/m	dBuV	dB/m	dBuV/m	dB	cm	deg		
1	5868.58	56.42	14.55	41.87	74.00	-17.58	162	220 Peak	Horizontal	
2 *	5380.00	106.11	63.69	42.42	68.29	37.91	162	220 Peak	Horizontal	
3	5380.50	55.48	13.87	42.41	74.00	-18.52	162	220 Peak	Horizontal	

Peak	Freq	Level	Read	Limit	Over	APos	TPos	Remark	Pol/Phase	Note
	MHz	dBuV/m	dBuV	dB/m	dBuV/m	dB	cm	deg		
1	5851.00	56.95	15.18	41.85	74.00	-17.05	117	184 Peak	Vertical	
2 *	5380.00	121.83	79.41	42.42	68.29	53.63	117	184 Peak	Vertical	
3	5417.50	56.57	14.87	42.50	74.00	-17.43	117	184 Peak	Vertical	

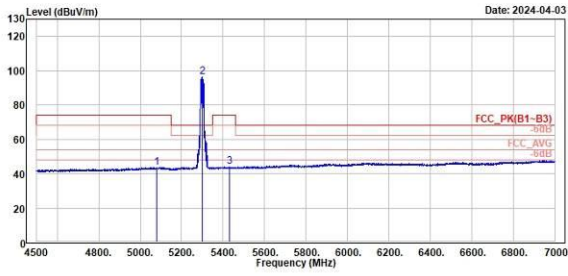
802.11ax HE20

CH 60 (Horizontal) Average

CH 60 (Vertical) Average



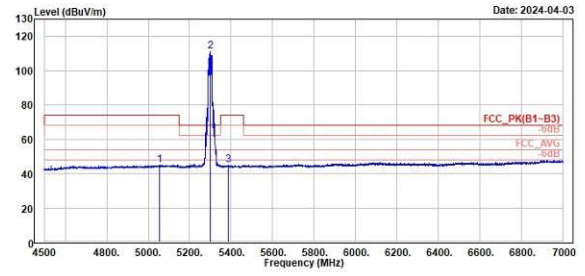
TUV Rheinland Taiwan Ltd.
No. 438-18, Sec 2, Fenliiao, Linkou Dist., New Taipei City 244, Taiwan(R.O.C.)
Tel: +886-2172-1000 Fax: +886-2172-1322



Read	Limit	Over	APos	TPos	Remark	Pol/Phase	Note		
Level	Line	Limit							
Factor									
Freq	Level	Factor	Limit	Over	APos	TPos	Remark		
MHz	dBuV/m	dBuV	dB/m	dBuV/m	dB	cm	deg		
1	5880.50	43.57	1.70	41.87	54.00	-10.43	162	220 Average	Horizontal
2	5380.00	96.14	53.72	42.42	54.00	42.14	162	220 Average	Horizontal
3	5432.50	43.92	1.50	42.42	54.00	-10.08	162	220 Average	Horizontal



TUV Rheinland Taiwan Ltd.
No. 438-18, Sec 2, Fenliiao, Linkou Dist., New Taipei City 244, Taiwan(R.O.C.)
Tel: +886-2172-1000 Fax: +886-2172-1322



Read	Limit	Over	APos	TPos	Remark	Pol/Phase	Note		
Level	Line	Limit							
Factor									
Freq	Level	Factor	Limit	Over	APos	TPos	Remark		
MHz	dBuV/m	dBuV	dB/m	dBuV/m	dB	cm	deg		
1	5880.50	45.16	3.30	41.86	54.00	-8.84	117	184 Average	Vertical
2	5380.00	111.02	69.60	42.42	54.00	57.02	117	184 Average	Vertical
3	5387.00	44.74	2.26	42.48	54.00	-9.26	117	184 Average	Vertical

802.11ax HE20

CH 64 (Horizontal) Peak

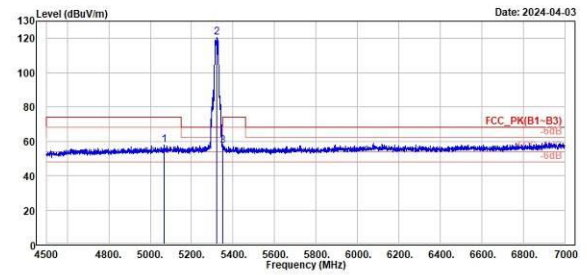
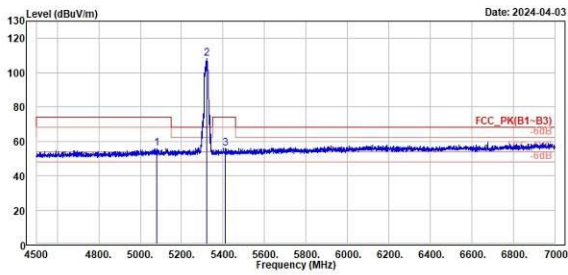
CH 64 (Vertical) Peak



TUV Rheinland Taiwan Ltd.
No. 438-18, Sec 2, Fenliao, Linkou Dist., New Taipei City 244, Taiwan(R.O.C.)
Tel: +886-2172-1000 Fax: +886-2172-1322



TUV Rheinland Taiwan Ltd.
No. 438-18, Sec 2, Fenliao, Linkou Dist., New Taipei City 244, Taiwan(R.O.C.)
Tel: +886-2172-1000 Fax: +886-2172-1322



1	2	3	Read Level	Level Factor	Limit Line	Over Limit	APos	TPos	Remark	Pol/Phase	Note
MHz	dBuV/m	dBuV	dB/m	dBuV/m	dB	cm	deg				
5081.00	55.96	14.69	41.87	74.00	-18.04	134	312	Peak	Horizontal		
5320.00	108.37	66.06	42.31	69.29	40.17	134	312	Peak	Horizontal		
5412.50	55.77	13.25	42.52	74.00	-18.23	134	312	Peak	Horizontal		

1	2	3	Read Level	Level Factor	Limit Line	Over Limit	APos	TPos	Remark	Pol/Phase	Note
MHz	dBuV/m	dBuV	dB/m	dBuV/m	dB	cm	deg				
5067.50	57.65	15.78	41.87	74.00	-16.35	143	350	Peak	Vertical		
5320.00	120.64	78.33	42.31	69.29	52.44	143	350	Peak	Vertical		
5351.00	57.26	15.89	42.17	74.00	-16.74	143	350	Peak	Vertical		

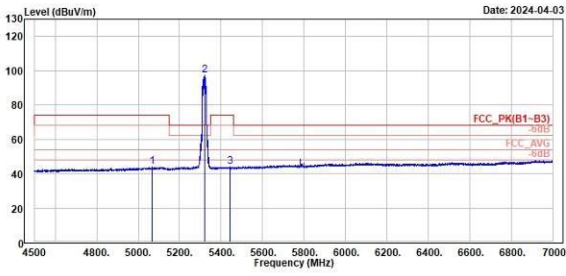
802.11ax HE20

CH 64 (Horizontal) Average

CH 64 (Vertical) Average



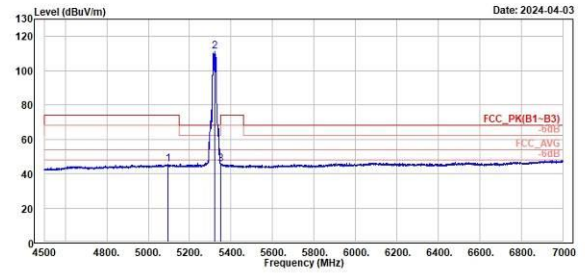
TUV Rheinland Taiwan Ltd.
No. 438-18, Sec 2, Fenliao, Linkou Dist., New Taipei City 244, Taiwan(R.O.C.)
Tel: +886-2172-1000 Fax: +886-2172-1322



Read	Limit	Over	APos	TPos	Remark	Pol/Phase	Note				
Level	Line	Limit									
Factor											
dBuV	dB/m	dBuV/m	dB	cm	deg						
1	5869.00	43.76	1.89	41.87	54.00	-10.24	134	312	Average	Horizontal	
2	5320.00	97.24	54.93	42.31	54.00	43.24	134	312	Average	Horizontal	
3	5445.00	43.75	1.40	42.35	54.00	-10.25	134	312	Average	Horizontal	



TUV Rheinland Taiwan Ltd.
No. 438-18, Sec 2, Fenliao, Linkou Dist., New Taipei City 244, Taiwan(R.O.C.)
Tel: +886-2172-1000 Fax: +886-2172-1322



Read	Limit	Over	APos	TPos	Remark	Pol/Phase	Note				
Level	Line	Limit									
Factor											
dBuV	dB/m	dBuV/m	dB	cm	deg						
1	5097.00	45.51	3.63	41.88	54.00	-8.49	143	350	Average	Vertical	
2	5320.00	111.27	60.96	42.31	54.00	57.27	143	350	Average	Vertical	
3	5350.00	45.55	3.40	42.15	54.00	-8.45	143	350	Average	Vertical	

802.11ax HE40

CH 54 (Horizontal) Peak

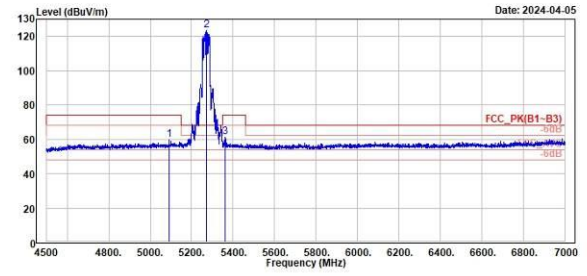
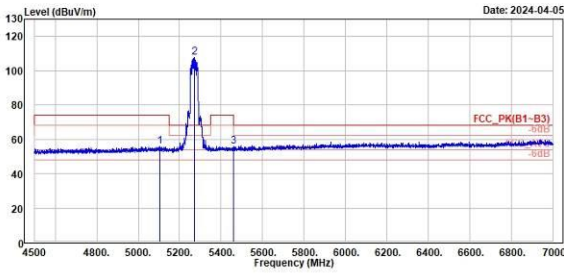
CH 54 (Vertical) Peak



TUV Rheinland Taiwan Ltd.
No. 438-18, Sec 2, Fenliiao, Linkou Dist., New Taipei City 244, Taiwan(R.O.C.)
Tel: +886-2172-1000 Fax: +886-2172-1322



TUV Rheinland Taiwan Ltd.
No. 438-18, Sec 2, Fenliiao, Linkou Dist., New Taipei City 244, Taiwan(R.O.C.)
Tel: +886-2172-1000 Fax: +886-2172-1322



Peak	Freq (MHz)	Level (dBuV/m)	Read Level (dBuV)	Factor (dB/m)	Limit Line (dBuV/m)	Over Limit (dB)	APos (cm)	TPos (deg)	Remark	Pol/Phase	Note
1	5189.58	55.79	13.91	41.88	74.00	-18.21	111	313	Peak	Horizontal	
2	5270.00	107.54	65.50	42.04	68.29	39.24	111	313	Peak	Horizontal	
3	5459.00	55.71	13.33	42.38	74.00	-18.29	111	313	Peak	Horizontal	

Peak	Freq (MHz)	Level (dBuV/m)	Read Level (dBuV)	Factor (dB/m)	Limit Line (dBuV/m)	Over Limit (dB)	APos (cm)	TPos (deg)	Remark	Pol/Phase	Note
1	5091.00	59.80	17.92	41.88	74.00	-14.20	122	177	Peak	Vertical	
2	5270.00	123.39	81.35	42.04	68.29	55.10	122	177	Peak	Vertical	
3	5361.50	61.28	19.03	42.25	74.00	-12.72	122	177	Peak	Vertical	

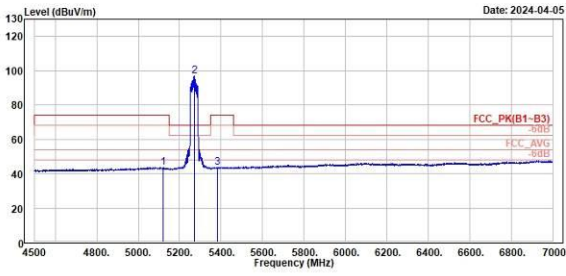
802.11ax HE40

CH 54 (Horizontal) Average

CH 54 (Vertical) Average



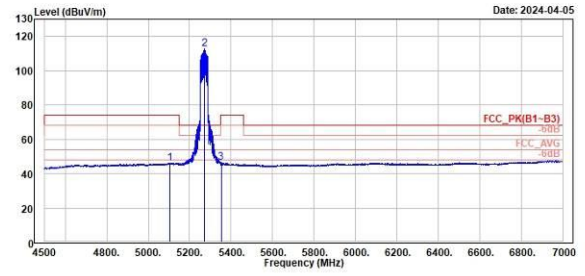
TUV Rheinland Taiwan Ltd.
No. 438-18, Sec 2, Fenliao, Linkou Dist., New Taipei City 244, Taiwan(R.O.C.)
Tel: +886-2172-1000 Fax: +886-2172-1322



Read	Limit	Over	APos	TPos	Remark	Pol/Phase	Note				
Level	Line	Limit									
Factor											
dBuV	dB/m	dBuV/m	cm	deg							
1	5321.50	43.63	1.77	41.86	54.00	-10.37	111	313	Average	Horizontal	
2	5270.00	96.95	54.91	42.04	54.00	42.95	111	313	Average	Horizontal	
3	5382.50	43.70	1.26	42.44	54.00	-10.30	111	313	Average	Horizontal	



TUV Rheinland Taiwan Ltd.
No. 438-18, Sec 2, Fenliao, Linkou Dist., New Taipei City 244, Taiwan(R.O.C.)
Tel: +886-2172-1000 Fax: +886-2172-1322



Read	Limit	Over	APos	TPos	Remark	Pol/Phase	Note				
Level	Line	Limit									
Factor											
dBuV	dB/m	dBuV/m	cm	deg							
1	5103.50	46.14	4.26	41.88	54.00	-7.86	122	177	Average	Vertical	
2	5270.00	112.90	70.86	42.04	54.00	50.90	122	177	Average	Vertical	
3	5351.50	46.43	4.26	42.17	54.00	-7.57	122	177	Average	Vertical	

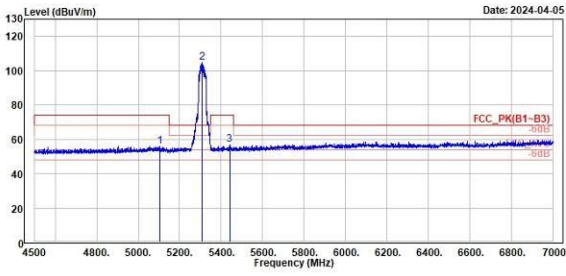
802.11ax HE40

CH 62 (Horizontal) Peak

CH 62 (Vertical) Peak



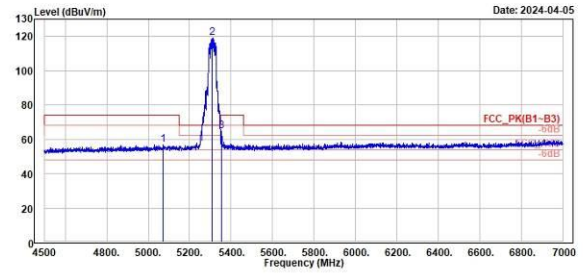
TUV Rheinland Taiwan Ltd.
No. 438-18, Sec 2, Fenliao, Linkou Dist., New Taipei City 244, Taiwan(R.O.C.)
Tel: +886-2172-1000 Fax: +886-2172-1322



Peak	Freq (MHz)	Level (dBuV/m)	Read Level (dBuV)	Factor (dB/m)	Limit (dBuV/m)	Over (dB)	APos (cm)	TPos (deg)	Remark	Pol/Phase	Note
1	5183.50	55.91	14.83	41.88	74.00	-18.09	247	312	Peak	Horizontal	
2	5310.00	104.87	62.50	42.37	68.29	36.67	247	312	Peak	Horizontal	
3	5441.50	56.60	14.23	42.37	74.00	-17.40	247	312	Peak	Horizontal	



TUV Rheinland Taiwan Ltd.
No. 438-18, Sec 2, Fenliao, Linkou Dist., New Taipei City 244, Taiwan(R.O.C.)
Tel: +886-2172-1000 Fax: +886-2172-1322



Peak	Freq (MHz)	Level (dBuV/m)	Read Level (dBuV)	Factor (dB/m)	Limit (dBuV/m)	Over (dB)	APos (cm)	TPos (deg)	Remark	Pol/Phase	Note
1	5070.50	56.00	15.03	41.87	74.00	-17.10	155	190	Peak	Vertical	
2	5310.00	119.04	76.67	42.37	68.29	50.84	155	190	Peak	Vertical	
3	5352.00	64.92	22.74	42.18	74.00	-9.08	155	190	Peak	Vertical	

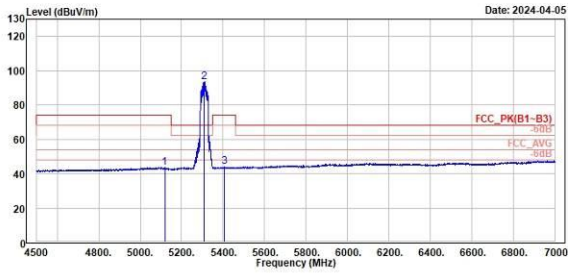
802.11ax HE40

CH 62 (Horizontal) Average

CH 62 (Vertical) Average



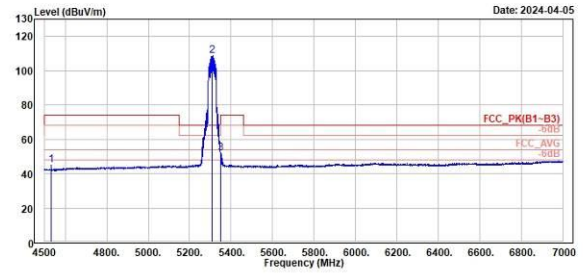
TUV Rheinland Taiwan Ltd.
No. 438-18, Sec 2, Fenliao, Linkou Dist., New Taipei City 244, Taiwan(R.O.C.)
Tel: +886-2172-1000 Fax: +886-2172-1322



1	2	3	4	5	6	7	8	9	10	11	12	13	14	15	16	17	18	19	20
1	Level	Read	Limit	Over	APos	TPos	Remark	Pol/Phase	Note										
1	MHz	dBuV/m	dBuV	dB/m	dBuV/m	dB	cm	deg											
1	5118.50	43.65	1.79	41.86	54.00	-10.35	247	312	Average	Horizontal									
2	5310.00	93.58	51.21	42.37	54.00	39.58	247	312	Average	Horizontal									
3	5485.00	43.75	1.19	42.56	54.00	-10.25	247	312	Average	Horizontal									



TUV Rheinland Taiwan Ltd.
No. 438-18, Sec 2, Fenliao, Linkou Dist., New Taipei City 244, Taiwan(R.O.C.)
Tel: +886-2172-1000 Fax: +886-2172-1322



1	2	3	4	5	6	7	8	9	10	11	12	13	14	15	16	17	18	19	20
1	Level	Read	Limit	Over	APos	TPos	Remark	Pol/Phase	Note										
1	MHz	dBuV/m	dBuV	dB/m	dBuV/m	dB	cm	deg											
1	4531.00	44.92	4.03	40.89	54.00	-9.08	155	190	Average	Vertical									
2	5310.00	100.82	66.45	42.37	54.00	54.82	155	190	Average	Vertical									
3	5351.00	51.99	9.82	42.17	54.00	-2.01	155	190	Average	Vertical									

802.11ax HE80

CH 58 (Horizontal) Peak

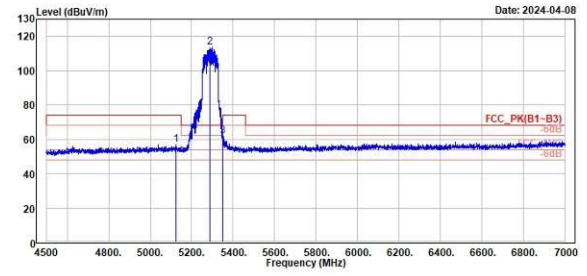
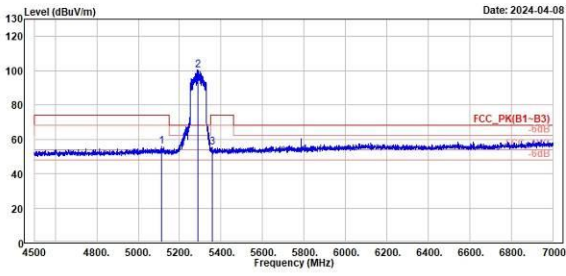
CH 58 (Vertical) Peak



TUV Rheinland Taiwan Ltd.
No. 438-18, Sec 2, Fenliao, Linkou Dist., New Taipei City 244, Taiwan(R.O.C.)
Tel: +886-2172-1000 Fax: +886-2172-1322



TUV Rheinland Taiwan Ltd.
No. 438-18, Sec 2, Fenliao, Linkou Dist., New Taipei City 244, Taiwan(R.O.C.)
Tel: +886-2172-1000 Fax: +886-2172-1322



Peak	Freq (MHz)	Level (dBuV/m)	Read Level (dBuV)	Factor (dB/m)	Limit Line (dBuV/m)	Over Limit (dB)	APos (cm)	TPos (deg)	Remark	Pol/Phase	Note
1	5112.500	55.73	13.86	41.87	74.00	-18.27	216	311	Peak	Horizontal	
2	5200.000	100.23	57.94	42.29	68.29	32.03	216	311	Peak	Horizontal	
3	5358.500	55.18	12.95	42.23	74.00	-18.82	216	311	Peak	Horizontal	

Peak	Freq (MHz)	Level (dBuV/m)	Read Level (dBuV)	Factor (dB/m)	Limit Line (dBuV/m)	Over Limit (dB)	APos (cm)	TPos (deg)	Remark	Pol/Phase	Note
1	5125.000	57.02	15.17	41.85	74.00	-16.98	116	348	Peak	Vertical	
2	5200.000	113.62	71.33	42.29	68.29	45.42	116	348	Peak	Vertical	
3	5350.000	62.00	19.85	42.15	68.20	-6.20	116	348	Peak	Vertical	

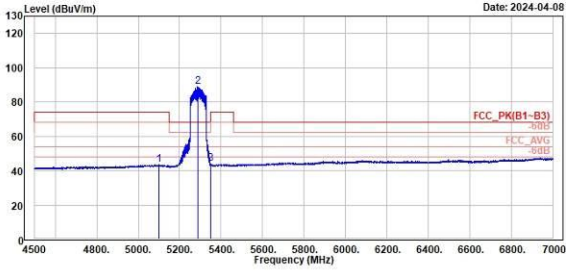
802.11ax HE80

CH 58 (Horizontal) Average

CH 58 (Vertical) Average



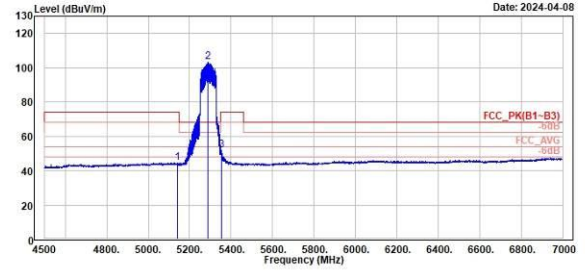
TUV Rheinland Taiwan Ltd.
No. 438-18, Sec 2, Fenliiao, Linkou Dist., New Taipei City 244, Taiwan(R.O.C.)
Tel: +886-2172-1000 Fax: +886-2172-1322



Read	Limit	Over	APos	TPos	Remark	Pol/Phase	Note				
Level	Line	Limit									
Factor											
dBuV	dB/m	dBuV/m	dB	cm	deg						
1	5181.500	43.26	1.37	41.89	54.00	-18.74	216	311	Average	Horizontal	
2	5290.000	89.83	46.54	42.29	54.00	34.83	216	311	Average	Horizontal	
3	5350.000	44.16	2.01	42.15	54.00	-9.84	216	311	Average	Horizontal	



TUV Rheinland Taiwan Ltd.
No. 438-18, Sec 2, Fenliiao, Linkou Dist., New Taipei City 244, Taiwan(R.O.C.)
Tel: +886-2172-1000 Fax: +886-2172-1322



Read	Limit	Over	APos	TPos	Remark	Pol/Phase	Note				
Level	Line	Limit									
Factor											
dBuV	dB/m	dBuV/m	dB	cm	deg						
1	5139.500	44.52	2.69	41.83	54.00	-9.48	116	348	Average	Vertical	
2	5290.000	103.42	61.13	42.29	54.00	49.42	116	348	Average	Vertical	
3	5354.000	51.81	9.62	42.19	54.00	-2.19	116	348	Average	Vertical	

802.11ax HE160

CH 50 (Horizontal) Peak

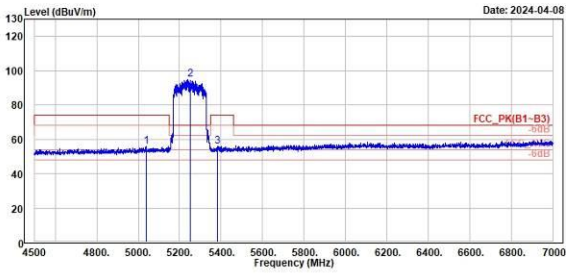
CH 50 (Vertical) Peak



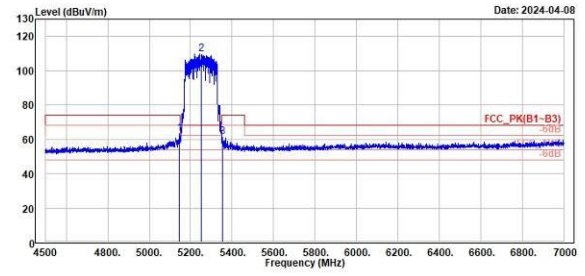
TÜV Rheinland Taiwan Ltd.
No. 438-18, Sec 2, Fenliao, Linkou Dist., New Taipei City 244, Taiwan(R.O.C.)
Tel: +886-2172-1000 Fax: +886-2172-1322



TÜV Rheinland Taiwan Ltd.
No. 438-18, Sec 2, Fenliao, Linkou Dist., New Taipei City 244, Taiwan(R.O.C.)
Tel: +886-2172-1000 Fax: +886-2172-1322



Peak	Freq (MHz)	Level (dBuV/m)	Read Level (dBuV)	Factor (dB/m)	Limit Line (dBuV/m)	Over Limit (dB)	APos (cm)	TPos (deg)	Remark	Pol/Phase	Note
1	5039.000	55.90	14.14	41.76	74.00	-18.10	249	308	Peak	HORIZONTAL	
2	5250.000	94.60	52.80	41.79	74.00	20.60	249	308	Peak	HORIZONTAL	
3	5383.500	55.85	13.40	42.45	74.00	-18.15	249	308	Peak	HORIZONTAL	



Peak	Freq (MHz)	Level (dBuV/m)	Read Level (dBuV)	Factor (dB/m)	Limit Line (dBuV/m)	Over Limit (dB)	APos (cm)	TPos (deg)	Remark	Pol/Phase	Note
1	5144.500	63.36	21.53	41.83	74.00	-10.64	155	177	Peak	Vertical	
2	5250.000	109.97	68.18	41.79	74.00	35.97	155	177	Peak	Vertical	
3	5354.500	61.10	18.90	42.20	74.00	-12.90	155	177	Peak	Vertical	

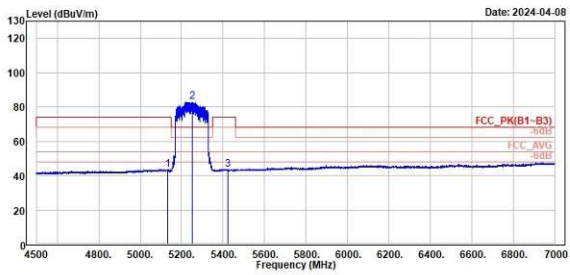
802.11ax HE160

CH 50 (Horizontal) Average

CH 50 (Vertical) Average



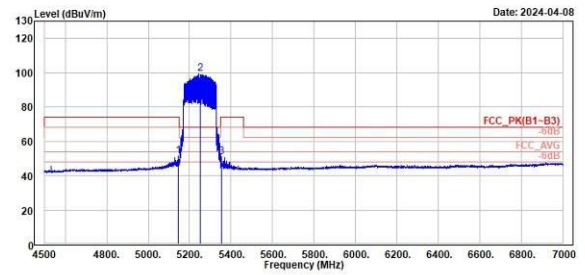
TUV Rheinland Taiwan Ltd.
No. 438-18, Sec 2, Fenliiao, Linkou Dist., New Taipei City 244, Taiwan(R.O.C.)
Tel: +886-2172-1000 Fax: +886-2172-1322



Read	Limit	Over	APos	TPos	Remark	Pol/Phase	Note				
Level	Line	Limit	cm	deg							
Factor	dB/m	dB									
dBuV	dB/m	dBuV/m	cm	deg							
1	5132.500	43.72	1.87	41.85	54.00	-18.28	249	308	Average	HORIZONTAL	
2	5250.000	82.90	41.11	41.79	54.00	28.90	249	308	Average	HORIZONTAL	
3	5422.500	43.58	1.11	42.47	54.00	-18.42	249	308	Average	HORIZONTAL	



TUV Rheinland Taiwan Ltd.
No. 438-18, Sec 2, Fenliiao, Linkou Dist., New Taipei City 244, Taiwan(R.O.C.)
Tel: +886-2172-1000 Fax: +886-2172-1322



Read	Limit	Over	APos	TPos	Remark	Pol/Phase	Note			
Level	Line	Limit	cm	deg						
Factor	dB/m	dB								
dBuV	dB/m	dBuV/m	cm	deg						
1	5144.000	51.33	9.50	41.83	54.00	-2.67	155	177	Average	Vertical
2	5250.000	99.18	57.39	41.79	54.00	45.18	155	177	Average	Vertical
3	5354.000	51.02	8.83	42.19	54.00	-2.98	155	177	Average	Vertical

Band Edges, 5.3GHz ~ 5.47GHz, 5.725GHz
U-NII-2C

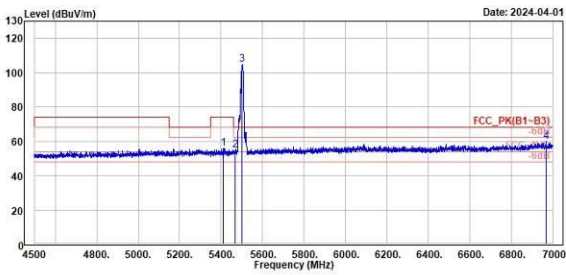
802.11a

CH 100 (Horizontal) Peak

CH 100 (Vertical) Peak



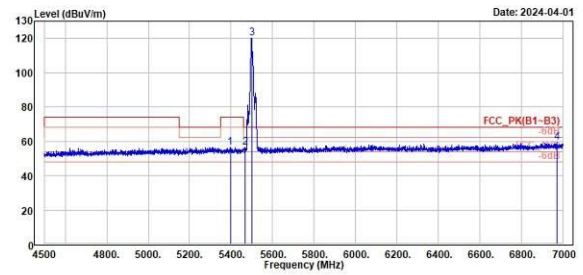
TUV Rheinland Taiwan Ltd.
No. 438-18, Sec 2, Fenliiao, Linkou Dist., New Taipei City 244, Taiwan(R.O.C.)
Tel: +886-2172-1000 Fax: +886-2172-1322



Peak	Freq	Level	Read	Limit	Over	APos	TPos	Remark	Pol/Phase	Note
	MHz	dBuV/m	dBuV	dB/m	dBuV/m	dB	cm	deg		
1	5418.00	55.85	13.32	42.53	74.00	-18.15	259	290 Peak	Horizontal	
2	5467.00	55.04	12.61	42.43	68.20	-13.16	259	290 Peak	Horizontal	
3 *	5580.00	104.93	62.28	42.65	68.20	36.73	259	290 Peak	Horizontal	
4	6968.00	59.69	15.47	44.22	68.20	-8.51	259	290 Peak	Horizontal	



TUV Rheinland Taiwan Ltd.
No. 438-18, Sec 2, Fenliiao, Linkou Dist., New Taipei City 244, Taiwan(R.O.C.)
Tel: +886-2172-1000 Fax: +886-2172-1322



Peak	Freq	Level	Read	Limit	Over	APos	TPos	Remark	Pol/Phase	Note
	MHz	dBuV/m	dBuV	dB/m	dBuV/m	dB	cm	deg		
1	5398.50	56.34	13.78	42.56	74.00	-17.66	175	188 Peak	Vertical	
2	5468.00	56.58	14.14	42.44	68.20	-11.62	175	188 Peak	Vertical	
3 *	5580.00	120.26	77.61	42.65	68.20	52.86	175	188 Peak	Vertical	
4	6970.50	59.23	15.01	44.22	68.20	-8.97	175	188 Peak	Vertical	

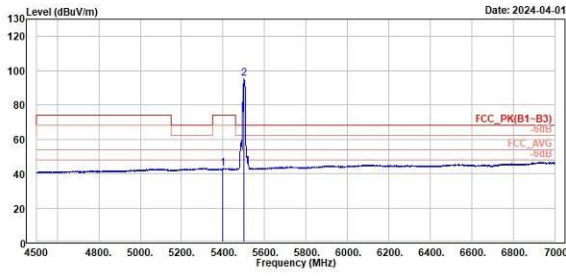
802.11a

CH 100 (Horizontal) Average

CH 100 (Vertical) Average



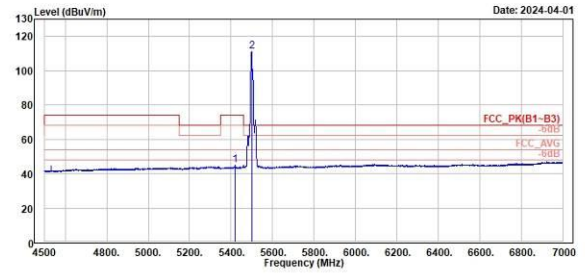
TUV Rheinland Taiwan Ltd.
No. 438-18, Sec 2, Fenliiao, Linkou Dist., New Taipei City 244, Taiwan(R.O.C.)
Tel: +886-2172-1000 Fax: +886-2172-1322



Read	Limit	Over	APos	TPos	Remark	Pol/Phase	Note	
Freq	Level	Level Factor	Line	Limit	dB	cm	deg	
MHz	dBuV/m	dBuV	dB/m	dBuV/m	dB	cm	deg	
1	5398.00	42.92	0.35	42.57	54.00	-11.08	259	290 Average Horizontal
2 *	5500.00	95.58	52.93	42.65	54.00	41.58	259	290 Average Horizontal



TUV Rheinland Taiwan Ltd.
No. 438-18, Sec 2, Fenliiao, Linkou Dist., New Taipei City 244, Taiwan(R.O.C.)
Tel: +886-2172-1000 Fax: +886-2172-1322



Read	Limit	Over	APos	TPos	Remark	Pol/Phase	Note	
Freq	Level	Level Factor	Line	Limit	dB	cm	deg	
MHz	dBuV/m	dBuV	dB/m	dBuV/m	dB	cm	deg	
1	5419.50	45.16	2.68	42.48	54.00	-8.84	175	188 Average Vertical
2 *	5500.00	110.99	68.34	42.65	54.00	56.99	175	188 Average Vertical

802.11a

CH 116 (Horizontal) Peak

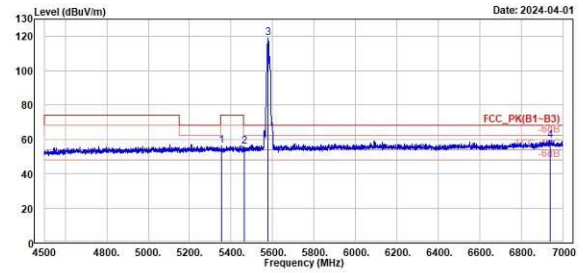
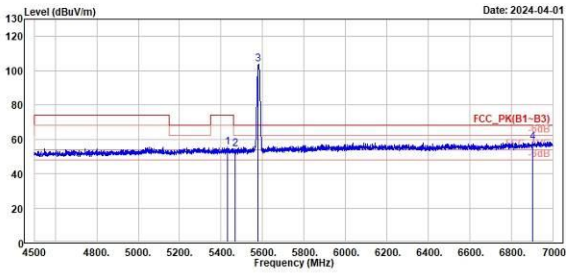
CH 116 (Vertical) Peak



TUV Rheinland Taiwan Ltd.
No. 438-18, Sec 2, Fenliiao, Linkou Dist., New Taipei City 244, Taiwan(R.O.C.)
Tel: +886-2172-1000 Fax: +886-2172-1322



TUV Rheinland Taiwan Ltd.
No. 438-18, Sec 2, Fenliiao, Linkou Dist., New Taipei City 244, Taiwan(R.O.C.)
Tel: +886-2172-1000 Fax: +886-2172-1322



Peak	Freq (MHz)	Level (dBuV/m)	Read Level (dBuV)	Factor (dB/m)	Limit Line (dBuV/m)	Over Limit (dB)	APos (cm)	TPos (deg)	Remark	Pol/Phase	Note
1	5432.58	55.48	12.88	42.42	74.00	-18.60	280	63	Peak	Horizontal	
2	5466.58	54.46	12.03	42.43	68.20	-13.74	280	63	Peak	Horizontal	
3 *	5580.00	103.61	61.82	42.59	68.20	35.41	280	63	Peak	Horizontal	
4	6903.50	58.43	14.29	44.14	68.20	-9.77	280	63	Peak	Horizontal	

Peak	Freq (MHz)	Level (dBuV/m)	Read Level (dBuV)	Factor (dB/m)	Limit Line (dBuV/m)	Over Limit (dB)	APos (cm)	TPos (deg)	Remark	Pol/Phase	Note
1	5352.00	56.56	14.38	42.18	74.00	-17.44	170	185	Peak	Vertical	
2	5482.58	55.66	13.25	42.41	68.20	-12.54	170	185	Peak	Vertical	
3 *	5580.00	119.24	76.65	42.59	68.20	51.04	170	185	Peak	Vertical	
4	6940.50	59.45	15.29	44.16	68.20	-8.75	170	185	Peak	Vertical	

802.11a

CH 116 (Horizontal) Average

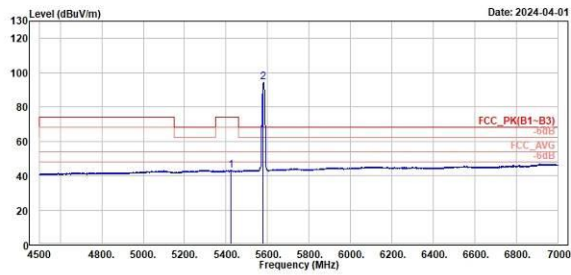
CH 116 (Vertical) Average



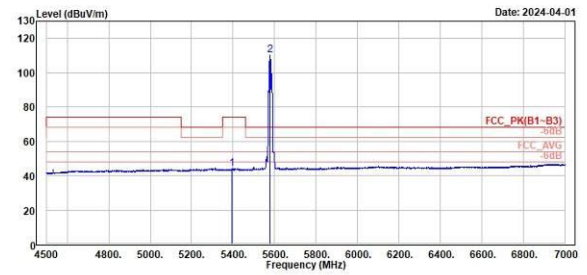
TUV Rheinland Taiwan Ltd.
No. 438-18, Sec 2, Fenliao, Linkou Dist., New Taipei City 244, Taiwan(R.O.C.)
Tel: +886-2172-1000 Fax: +886-2172-1322



TUV Rheinland Taiwan Ltd.
No. 438-18, Sec 2, Fenliao, Linkou Dist., New Taipei City 244, Taiwan(R.O.C.)
Tel: +886-2172-1000 Fax: +886-2172-1322



Peak	Freq	Level	Read Level	Factor	Limit	Over	APos	TPos	Remark	Pol/Phase	Note
	MHz	dBuV/m	dBuV	dB/m	dBuV/m	dB	cm	deg			
1	5423.00	42.94	0.48	42.46	54.00	-11.06	280	63	Average	Horizontal	
2 *	5580.00	94.63	52.04	42.59	54.00	40.63	280	63	Average	Horizontal	



Peak	Freq	Level	Read Level	Factor	Limit	Over	APos	TPos	Remark	Pol/Phase	Note
	MHz	dBuV/m	dBuV	dB/m	dBuV/m	dB	cm	deg			
1	5395.50	43.98	1.44	42.54	54.00	-10.02	170	185	Average	Vertical	
2 *	5580.00	110.22	67.63	42.59	54.00	56.22	170	185	Average	Vertical	

802.11a

CH 140 (Horizontal) Peak

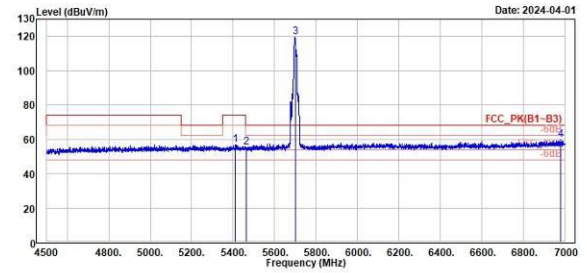
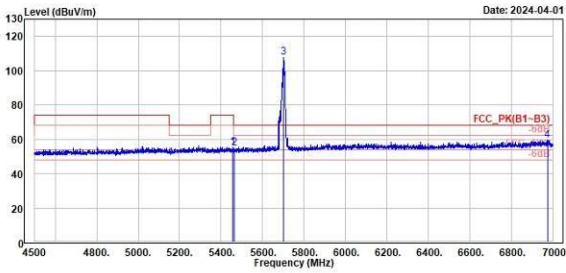
CH 140 (Vertical) Peak



TUV Rheinland Taiwan Ltd.
No. 438-18, Sec 2, Fenliiao, Linkou Dist., New Taipei City 244, Taiwan(R.O.C.)
Tel: +886-2172-1000 Fax: +886-2172-1322



TUV Rheinland Taiwan Ltd.
No. 438-18, Sec 2, Fenliiao, Linkou Dist., New Taipei City 244, Taiwan(R.O.C.)
Tel: +886-2172-1000 Fax: +886-2172-1322



	Read	Limit	Over	APos	TPos	Remark	Pol/Phase	Note	
1	Level	Line	Limit	cm	deg				
2	Level	Line	Limit	cm	deg				
3	Level	Line	Limit	cm	deg				
4	Level	Line	Limit	cm	deg				
1	5455.00	55.59	13.24	42.35	74.00	-18.41	307	59 Peak	Horizontal
2	5463.50	55.00	12.67	42.41	68.20	-13.12	307	59 Peak	Horizontal
3	5700.00	107.67	65.88	42.59	68.20	39.47	307	59 Peak	Horizontal
4	6974.50	59.53	15.30	44.23	68.20	-8.67	307	59 Peak	Horizontal

	Read	Limit	Over	APos	TPos	Remark	Pol/Phase	Note	
1	Level	Line	Limit	cm	deg				
2	Level	Line	Limit	cm	deg				
3	Level	Line	Limit	cm	deg				
4	Level	Line	Limit	cm	deg				
1	5412.50	56.87	14.35	42.52	74.00	-17.13	145	184 Peak	Vertical
2	5463.50	55.42	13.01	42.41	68.20	-12.78	145	184 Peak	Vertical
3	5700.00	119.71	77.12	42.59	68.20	51.51	145	184 Peak	Vertical
4	6981.50	59.68	15.43	44.25	68.20	-8.52	145	184 Peak	Vertical

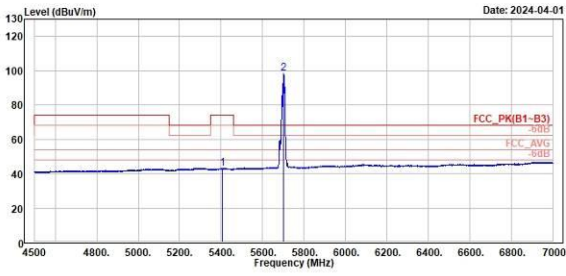
802.11a

CH 140 (Horizontal) Average

CH 140 (Vertical) Average



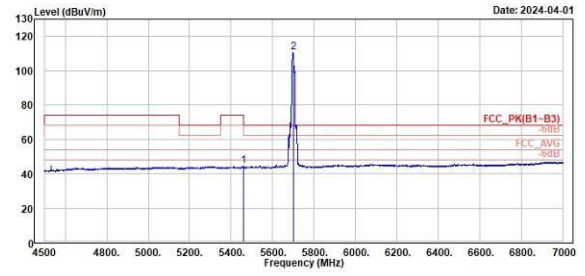
TUV Rheinland Taiwan Ltd.
No. 438-18, Sec 2, Fenliao, Linkou Dist., New Taipei City 244, Taiwan(R.O.C.)
Tel: +886-2172-1000 Fax: +886-2172-1322



Read	Limit	Over	APos	TPos	Remark	Pol/Phase	Note	
Freq	Level	Level Factor	Line	Limit				
MHz	dBuV/m	dBuV	dB/m	dBuV/m	dB	cm	deg	
1	5486.00	42.99	0.44	42.55	54.00	-11.01	307	59 Average Horizontal
2 *	5700.00	98.17	55.58	42.59	54.00	44.17	307	59 Average Horizontal



TUV Rheinland Taiwan Ltd.
No. 438-18, Sec 2, Fenliao, Linkou Dist., New Taipei City 244, Taiwan(R.O.C.)
Tel: +886-2172-1000 Fax: +886-2172-1322



Read	Limit	Over	APos	TPos	Remark	Pol/Phase	Note	
Freq	Level	Level Factor	Line	Limit				
MHz	dBuV/m	dBuV	dB/m	dBuV/m	dB	cm	deg	
1	5458.50	44.25	1.87	42.38	54.00	-9.75	145	184 Average Vertical
2 *	5700.00	118.63	68.94	42.59	54.00	56.63	145	184 Average Vertical

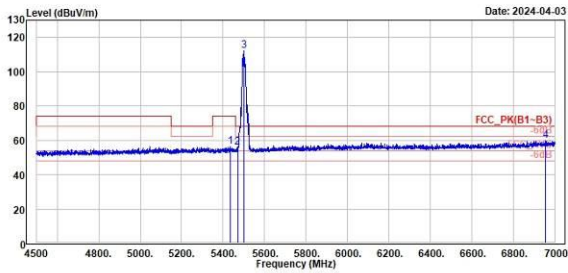
802.11ax HE20

CH 100 (Horizontal) Peak

CH 100 (Vertical) Peak



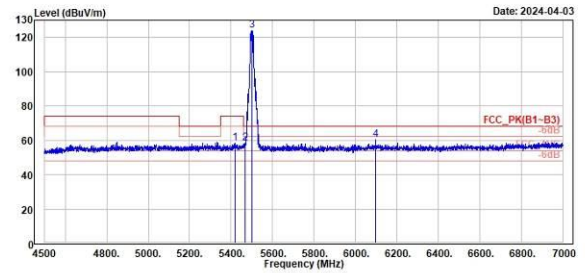
TUV Rheinland Taiwan Ltd.
No. 438-18, Sec 2, Penliao, Linkou Dist., New Taipei City 244, Taiwan(R.O.C.)
Tel: +886-2172-1000 Fax: +886-2172-1322



Peak	Freq	Level	Read	Limit	Over	APos	TPos	Remark	Pol/Phase	Note
	MHz	dBuV/m	dBuV	dB/m	dBuV/m	dB	cm	deg		
1	5435.58	56.15	13.75	42.40	74.00	-17.85	145	220 Peak	Horizontal	
2	5470.00	55.73	13.28	42.45	68.20	-12.47	145	220 Peak	Horizontal	
3 *	5580.00	112.13	69.48	42.65	68.20	43.93	145	220 Peak	Horizontal	
4	6957.50	59.77	15.59	44.18	68.20	-8.43	145	220 Peak	Horizontal	



TUV Rheinland Taiwan Ltd.
No. 438-18, Sec 2, Penliao, Linkou Dist., New Taipei City 244, Taiwan(R.O.C.)
Tel: +886-2172-1000 Fax: +886-2172-1322



Peak	Freq	Level	Read	Limit	Over	APos	TPos	Remark	Pol/Phase	Note
	MHz	dBuV/m	dBuV	dB/m	dBuV/m	dB	cm	deg		
1	5420.00	58.53	16.05	42.48	74.00	-15.47	138	185 Peak	Vertical	
2	5467.50	58.12	15.68	42.44	68.20	-10.08	138	185 Peak	Vertical	
3 *	5580.00	123.99	81.34	42.65	68.20	55.79	138	185 Peak	Vertical	
4	6097.00	60.23	16.20	44.03	68.20	-7.97	138	185 Peak	Vertical	

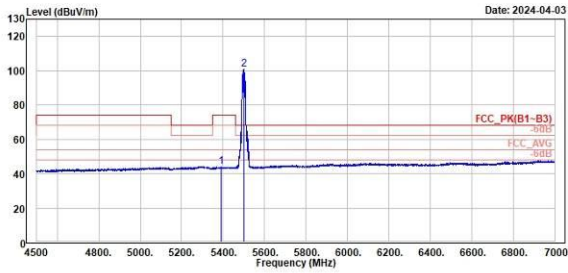
802.11ax HE20

CH 100 (Horizontal) Average

CH 100 (Vertical) Average



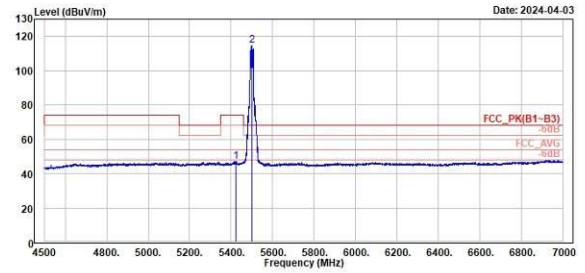
TÜV Rheinland Taiwan Ltd.
No. 438-18, Sec 2, Fenliao, Linkou Dist., New Taipei City 244, Taiwan(R.O.C.)
Tel: +886-2172-1000 Fax: +886-2172-1322



Read	Limit	Over	APos	TPos	Remark	Pol/Phase	Note	
Freq	Level	Level Factor	Line	Limit				
MHz	dBuV/m	dBuV	dB/m	dBuV/m	dB	cm	deg	
1	5391.58	43.87	1.36	42.51	54.00	-18.13	145	220 Average Horizontal
2 *	5500.00	100.65	58.00	42.65	54.00	46.65	145	220 Average Horizontal



TÜV Rheinland Taiwan Ltd.
No. 438-18, Sec 2, Fenliao, Linkou Dist., New Taipei City 244, Taiwan(R.O.C.)
Tel: +886-2172-1000 Fax: +886-2172-1322



Read	Limit	Over	APos	TPos	Remark	Pol/Phase	Note	
Freq	Level	Level Factor	Line	Limit				
MHz	dBuV/m	dBuV	dB/m	dBuV/m	dB	cm	deg	
1	5422.00	47.19	4.72	42.47	54.00	-6.81	138	185 Average Vertical
2 *	5500.00	114.75	72.10	42.65	54.00	68.75	138	185 Average Vertical