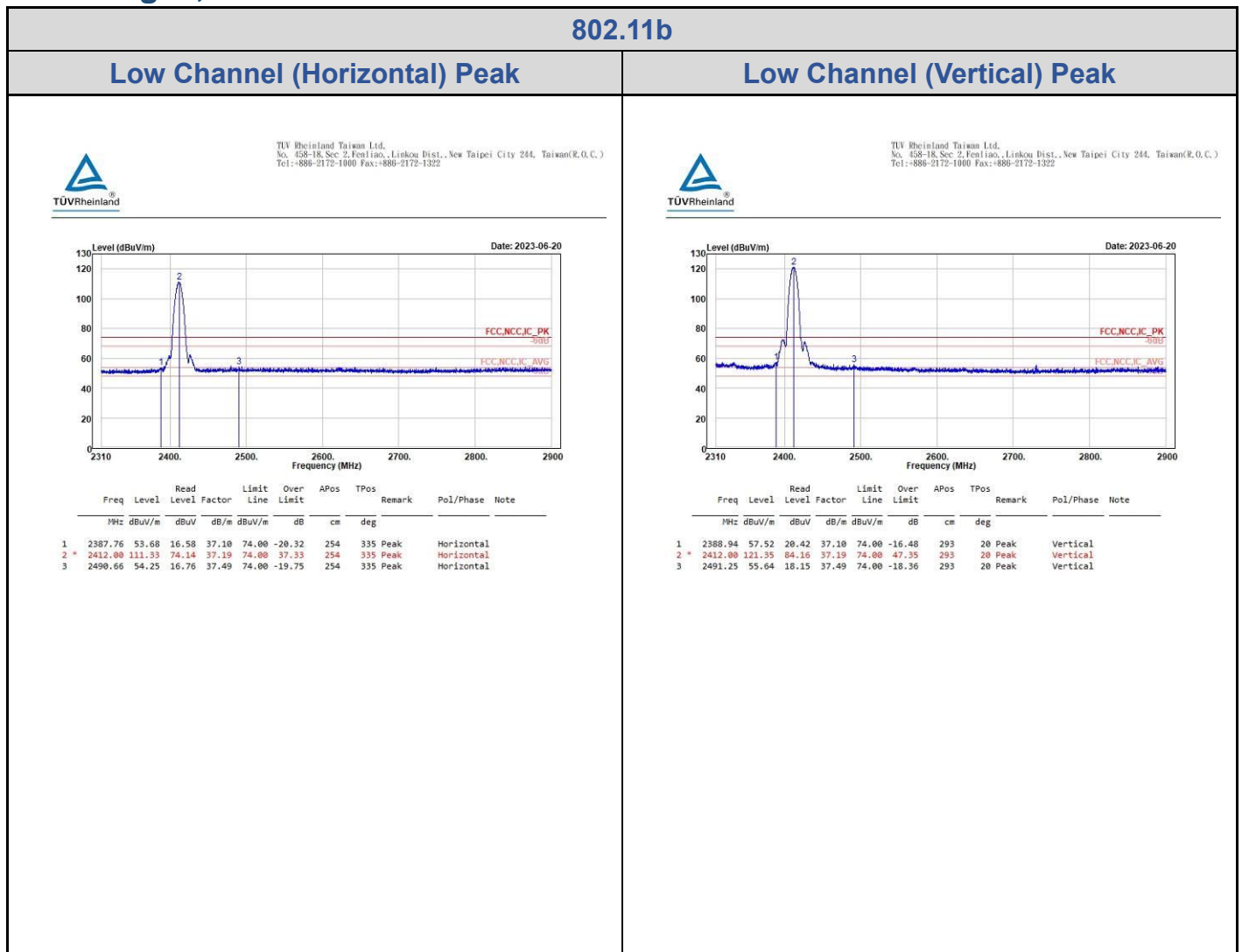


Appendix C: Test Results of Radiated Spurious Emissions & Mains

Conducted Emission Test

<CDD>

Band Edges, 2.31GHz ~ 2.9GHz



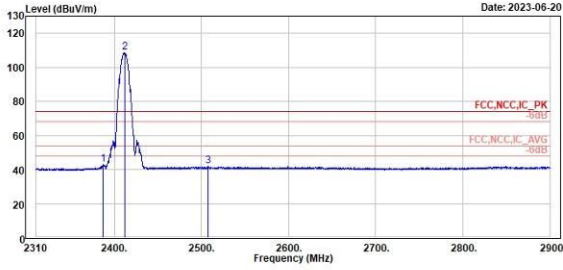
802.11b

Low Channel (Horizontal) Average

Low Channel (Vertical) Average



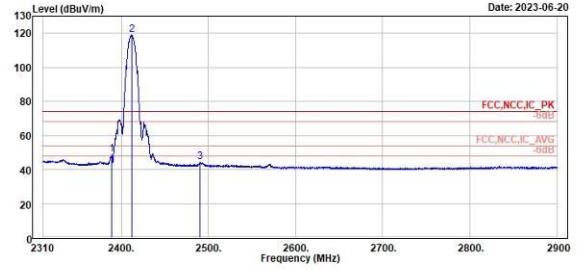
TUV Rheinland Taiwan Ltd.
No. 458-18, Sec 2, Fenhiao, Linkou Dist., New Taipei City 244, Taiwan(R.O.C.)
Tel: +886-2172-1000 Fax: +886-2172-1322



Freq	Level	Read Level	Factor	Limit Line	Over Limit	APos	TPos	Remark	Pol/Phase	Note
MHz	dBuV/m	dBuV	dB/m	dBuV/m	dB	cm	deg			
1	2387.05	42.95	5.85	37.10	54.00	-11.05	254	335 Average	Horizontal	
2 *	2412.00	108.88	71.69	37.19	54.00	54.88	234	335 Average	Horizontal	
3	2507.30	41.96	4.46	37.50	54.00	-12.04	254	335 Average	Horizontal	



TUV Rheinland Taiwan Ltd.
No. 458-18, Sec 2, Fenhiao, Linkou Dist., New Taipei City 244, Taiwan(R.O.C.)
Tel: +886-2172-1000 Fax: +886-2172-1322



Freq	Level	Read Level	Factor	Limit Line	Over Limit	APos	TPos	Remark	Pol/Phase	Note
MHz	dBuV/m	dBuV	dB/m	dBuV/m	dB	cm	deg			
1	2389.06	48.78	11.68	37.10	54.00	-5.22	293	20 Average	Vertical	
2 *	2412.00	119.02	81.83	37.19	54.00	65.02	293	20 Average	Vertical	
3	2490.30	44.30	6.81	37.49	54.00	-9.70	293	20 Average	Vertical	

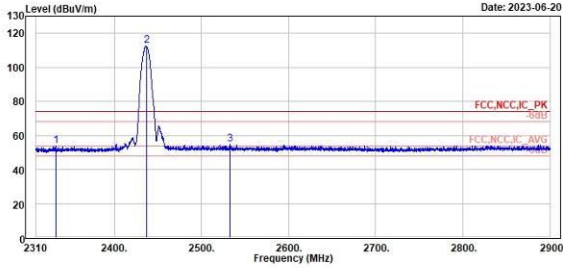
802.11b

Middle Channel (Horizontal) Peak

Middle Channel (Vertical) Peak



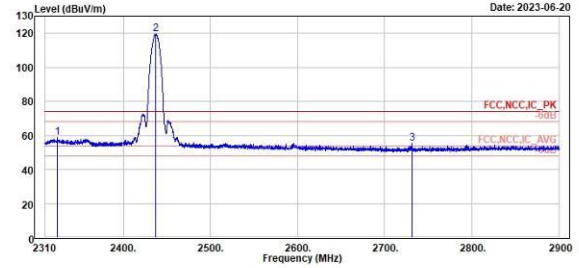
TUV Rheinland Taiwan Ltd.
No. 458-18, Sec 2, Fenhiao, Linkou Dist., New Taipei City 244, Taiwan(R.O.C.)
Tel: +886-2172-1000 Fax: +886-2172-1322



Freq	Level	Read	Level	Limit	Over	APos	TPos	Remark	Pol/Phase	Note
MHz	dBuV/m	dBuV	dB/m	dBuV/m	dB	cm	deg			
1	2333.01	53.96	17.01	36.95	74.00	-20.04	210	335 Peak	Horizontal	
2 *	2437.00	112.75	75.39	37.36	74.00	38.75	210	335 Peak	Horizontal	
3	2533.02	54.91	17.45	37.46	74.00	-19.09	210	335 Peak	Horizontal	



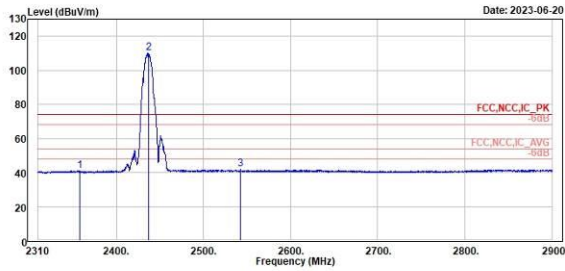
TUV Rheinland Taiwan Ltd.
No. 458-18, Sec 2, Fenhiao, Linkou Dist., New Taipei City 244, Taiwan(R.O.C.)
Tel: +886-2172-1000 Fax: +886-2172-1322



Freq	Level	Read	Level	Limit	Over	APos	TPos	Remark	Pol/Phase	Note
MHz	dBuV/m	dBuV	dB/m	dBuV/m	dB	cm	deg			
1	2323.92	58.67	21.79	36.88	74.00	-15.33	129	10 Peak	Vertical	
2 *	2437.00	119.47	82.11	37.36	74.00	45.47	129	10 Peak	Vertical	
3	2731.73	55.26	17.92	37.34	74.00	-18.74	129	10 Peak	Vertical	

802.11b
Middle Channel (Horizontal) Average
Middle Channel (Vertical) Average

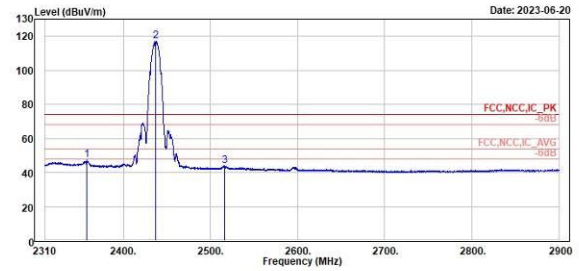

TÜV Rheinland Taiwan Ltd.
 No. 438-18, Sec 2, Fenhiao, Linkou Dist., New Taipei City 244, Taiwan(R.O.C.)
 Tel: +886-2172-1000 Fax: +886-2172-1322



Freq	Level	Read Level	Factor	Limit Line	Over Limit	APos	TPos	Remark	Pol/Phase	Note
MHz	dBuV/m	dBuV	dB/m	dBuV/m	dB	cm	deg			
1	2358.03	41.02	3.95	37.07	54.00	-12.98	210	335 Average	Horizontal	
2 *	2437.00	110.30	72.94	37.36	54.00	56.30	210	335 Average	Horizontal	
3	2542.46	41.85	4.39	37.46	54.00	-12.15	210	335 Average	Horizontal	



TÜV Rheinland Taiwan Ltd.
 No. 438-18, Sec 2, Fenhiao, Linkou Dist., New Taipei City 244, Taiwan(R.O.C.)
 Tel: +886-2172-1000 Fax: +886-2172-1322



Freq	Level	Read Level	Factor	Limit Line	Over Limit	APos	TPos	Remark	Pol/Phase	Note
MHz	dBuV/m	dBuV	dB/m	dBuV/m	dB	cm	deg			
1	2357.67	47.41	10.34	37.07	54.00	-6.59	129	10 Average	Vertical	
2 *	2437.00	117.22	79.86	37.36	54.00	63.22	129	10 Average	Vertical	
3	2515.91	44.05	6.57	37.48	54.00	-9.95	129	10 Average	Vertical	

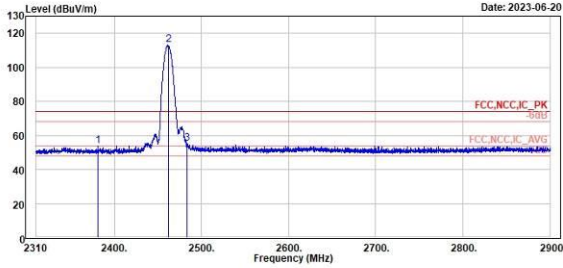
802.11b

High Channel (Horizontal) Peak

High Channel (Vertical) Peak



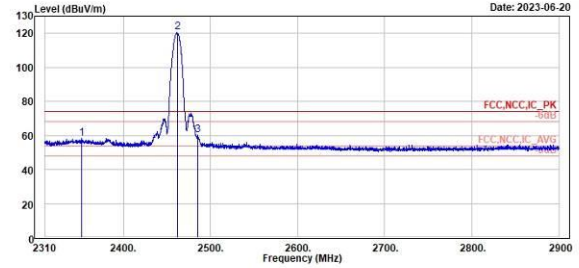
TUV Rheinland Taiwan Ltd.
No. 458-18, Sec. 2, Fenhiao, Linkou Dist., New Taipei City 244, Taiwan(R.O.C.)
Tel: +886-2172-1000 Fax: +886-2172-1322



Freq	Level	Read	Level	Factor	Limit	Over	Apos	TPos	Remark	Pol/Phase	Note
MHz	dBuV/m	dBuV	dB/m	dBuV/m	dB	dB	cm	deg			
1	2381.04	53.85	16.76	37.09	74.00	-20.15	358	332	Peak	Horizontal	
2 *	2462.00	113.11	75.64	37.47	74.00	39.11	358	332	Peak	Horizontal	
3	2483.58	55.27	17.79	37.48	74.00	-18.73	358	332	Peak	Horizontal	



TUV Rheinland Taiwan Ltd.
No. 458-18, Sec. 2, Fenhiao, Linkou Dist., New Taipei City 244, Taiwan(R.O.C.)
Tel: +886-2172-1000 Fax: +886-2172-1322



Freq	Level	Read	Level	Factor	Limit	Over	Apos	TPos	Remark	Pol/Phase	Note
MHz	dBuV/m	dBuV	dB/m	dBuV/m	dB	dB	cm	deg			
1	2351.09	58.52	21.46	37.06	74.00	-15.48	100	90	Peak	Vertical	
2 *	2462.00	128.43	82.96	37.47	74.00	46.43	100	90	Peak	Vertical	
3	2485.35	60.34	22.85	37.49	74.00	-13.66	100	90	Peak	Vertical	

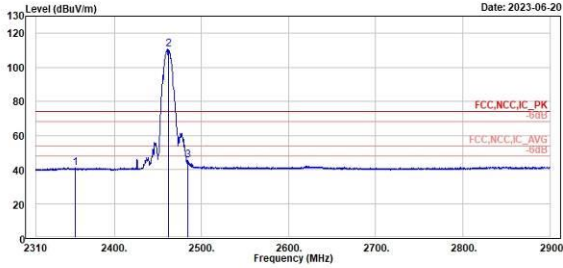
802.11b

High Channel (Horizontal) Average

High Channel (Vertical) Average



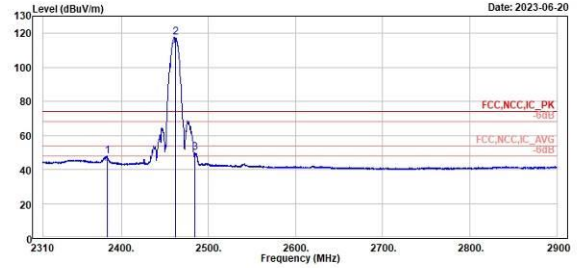
TUV Rheinland Taiwan Ltd.
No. 458-18, Sec. 2, Fenhiao, Linkou Dist., New Taipei City 244, Taiwan(R.O.C.)
Tel: +886-2172-1000 Fax: +886-2172-1322



Freq	Level	Read Level	Factor	Limit Line	Over Limit	APos	TPos	Remark	Pol/Phase	Note
MHz	dBuV/m	dBuV	dB/m	dBuV/m	dB	cm	deg			
1	2354.84	41.18	4.11	37.07	54.00	-12.82	358	332 Average	Horizontal	
2 *	2462.00	118.77	73.30	37.47	54.00	56.77	358	332 Average	Horizontal	
3	2484.64	45.29	7.80	37.49	54.00	-8.71	358	332 Average	Horizontal	



TUV Rheinland Taiwan Ltd.
No. 458-18, Sec. 2, Fenhiao, Linkou Dist., New Taipei City 244, Taiwan(R.O.C.)
Tel: +886-2172-1000 Fax: +886-2172-1322



Freq	Level	Read Level	Factor	Limit Line	Over Limit	APos	TPos	Remark	Pol/Phase	Note
MHz	dBuV/m	dBuV	dB/m	dBuV/m	dB	cm	deg			
1	2383.75	47.94	10.85	37.09	54.00	-6.06	100	90 Average	Vertical	
2 *	2462.00	117.72	88.25	37.47	54.00	63.72	100	90 Average	Vertical	
3 !	2484.76	49.97	12.48	37.49	54.00	-4.03	100	90 Average	Vertical	

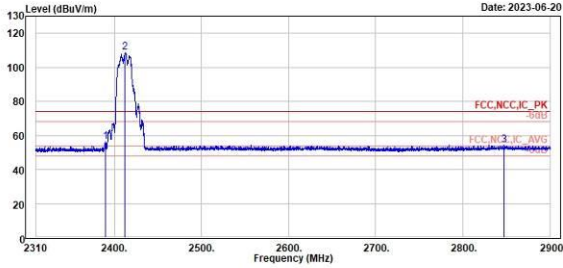
802.11g

Low Channel (Horizontal) Peak

Low Channel (Vertical) Peak



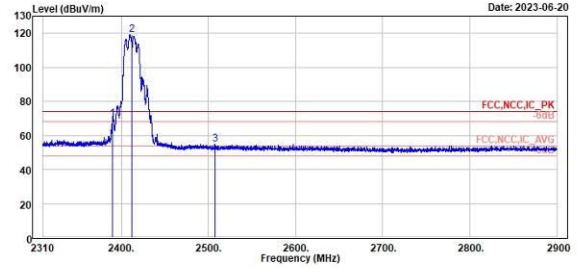
TUV Rheinland Taiwan Ltd.
No. 438-18, Sec. 2, Fenhiao, Linkou Dist., New Taipei City 244, Taiwan(R.O.C.)
Tel: +886-2172-1000 Fax: +886-2172-1322



Peak	Freq	Level	Read	Level	Factor	Limit	Over	APos	TPos	Remark	Pol/Phase	Note
	MHz	dBuV/m	dBuV	dB/m	dBuV/m	dB	cm	deg				
1	2389.41	56.21	19.11	37.10	74.00	-17.79	252	334	Peak	Horizontal		
2 *	2412.00	108.80	71.61	37.19	74.00	34.80	252	334	Peak	Horizontal		
3	2847.61	54.48	16.78	37.70	74.00	-19.52	252	334	Peak	Horizontal		



TUV Rheinland Taiwan Ltd.
No. 438-18, Sec. 2, Fenhiao, Linkou Dist., New Taipei City 244, Taiwan(R.O.C.)
Tel: +886-2172-1000 Fax: +886-2172-1322



Peak	Freq	Level	Read	Level	Factor	Limit	Over	APos	TPos	Remark	Pol/Phase	Note
	MHz	dBuV/m	dBuV	dB/m	dBuV/m	dB	cm	deg				
1	2390.00	69.75	32.65	37.10	74.00	-4.25	127	252	Peak	Vertical		
2 *	2412.00	119.13	81.94	37.19	74.00	45.13	127	252	Peak	Vertical		
3	2507.30	54.80	17.30	37.50	74.00	-19.20	127	252	Peak	Vertical		

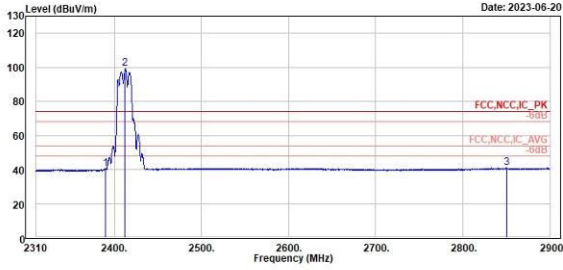
802.11g

Low Channel (Horizontal) Average

Low Channel (Vertical) Average



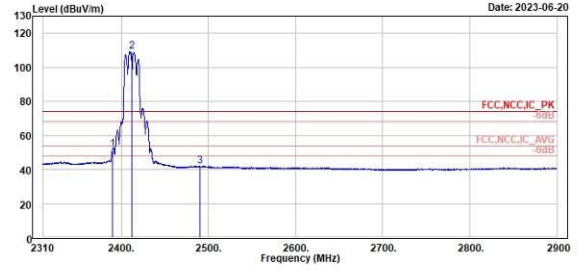
TUV Rheinland Taiwan Ltd.
No. 458-18, Sec. 2, Fenhiao, Linkou Dist., New Taipei City 244, Taiwan(R.O.C.)
Tel: +886-2172-1000 Fax: +886-2172-1322



Freq	Level	Read Level	Factor	Limit Line	Over Limit	APos	TPos	Remark	Pol/Phase	Note
MHz	dBuV/m	dBuV	dB/m	dBuV/m	dB	cm	deg			
1	2389.77	48.71	3.61	37.10	54.00	-13.29	252	334 Average	Horizontal	
2 *	2412.00	99.25	62.86	37.19	54.00	45.25	252	334 Average	Horizontal	
3	2849.61	48.84	3.12	37.72	54.00	-13.16	252	334 Average	Horizontal	



TUV Rheinland Taiwan Ltd.
No. 458-18, Sec. 2, Fenhiao, Linkou Dist., New Taipei City 244, Taiwan(R.O.C.)
Tel: +886-2172-1000 Fax: +886-2172-1322



Freq	Level	Read Level	Factor	Limit Line	Over Limit	APos	TPos	Remark	Pol/Phase	Note
MHz	dBuV/m	dBuV	dB/m	dBuV/m	dB	cm	deg			
1	2390.00	51.75	14.65	37.10	54.00	-2.25	127	252 Average	Vertical	
2 *	2412.00	109.24	72.05	37.19	54.00	55.24	127	252 Average	Vertical	
3	2490.30	42.07	4.58	37.49	54.00	-11.93	127	252 Average	Vertical	

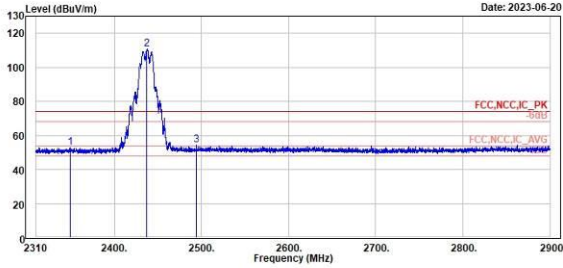
802.11g

Middle Channel (Horizontal) Peak

Middle Channel (Vertical) Peak



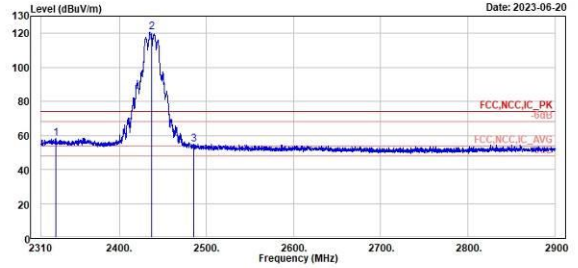
TUV Rheinland Taiwan Ltd.
No. 458-18, Sec 2, Fenhiao, Linkou Dist., New Taipei City 244, Taiwan(R.O.C.)
Tel: +886-2172-1000 Fax: +886-2172-1322



Freq	Level	Read	Level	Factor	Limit	Over	APos	TPos	Remark	Pol/Phase	Note
MHz	dBuV/m	dBuV	dB/m	dBuV/m	dB	dB	cm	deg			
1	2349.77	53.01	15.95	37.06	74.00	-20.99	212	336	Peak	Horizontal	
2 *	2437.00	118.61	73.25	37.36	74.00	36.61	212	336	Peak	Horizontal	
3	2494.32	54.31	16.82	37.49	74.00	-19.69	212	336	Peak	Horizontal	



TUV Rheinland Taiwan Ltd.
No. 458-18, Sec 2, Fenhiao, Linkou Dist., New Taipei City 244, Taiwan(R.O.C.)
Tel: +886-2172-1000 Fax: +886-2172-1322



Freq	Level	Read	Level	Factor	Limit	Over	APos	TPos	Remark	Pol/Phase	Note
MHz	dBuV/m	dBuV	dB/m	dBuV/m	dB	dB	cm	deg			
1	2327.58	58.57	21.66	36.91	74.00	-15.43	134	253	Peak	Vertical	
2 *	2437.00	128.65	83.29	37.36	74.00	46.65	134	253	Peak	Vertical	
3	2485.23	55.05	17.56	37.49	74.00	-18.95	134	253	Peak	Vertical	

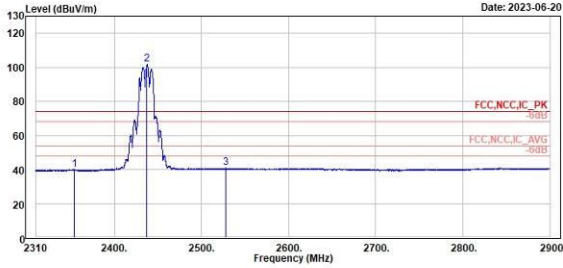
802.11g

Middle Channel (Horizontal) Average

Middle Channel (Vertical) Average



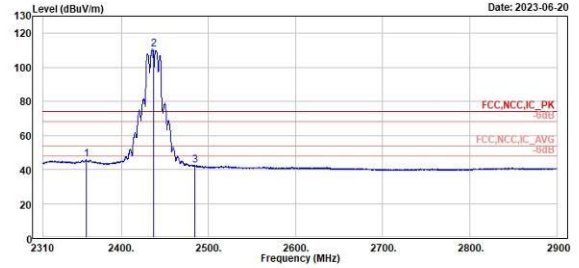
TUV Rheinland Taiwan Ltd.
No. 438-18, Sec. 2, Fenhiao, Linkou Dist., New Taipei City 244, Taiwan(R.O.C.)
Tel: +886-2172-1000 Fax: +886-2172-1322



Freq	Level	Read	Level	Factor	Limit	Over	APos	TPos	Remark	Pol/Phase	Note
MHz	dBuV/m	dBuV	dB/m	dBuV/m	dB	dB	cm	deg			
1	2353.78	39.99	2.92	37.07	54.00	-14.01	212	336	Average	Horizontal	
2 *	2437.00	101.76	64.40	37.36	54.00	47.76	212	336	Average	Horizontal	
3	2528.18	40.85	3.38	37.47	54.00	-13.15	212	336	Average	Horizontal	



TUV Rheinland Taiwan Ltd.
No. 438-18, Sec. 2, Fenhiao, Linkou Dist., New Taipei City 244, Taiwan(R.O.C.)
Tel: +886-2172-1000 Fax: +886-2172-1322



Freq	Level	Read	Level	Factor	Limit	Over	APos	TPos	Remark	Pol/Phase	Note
MHz	dBuV/m	dBuV	dB/m	dBuV/m	dB	dB	cm	deg			
1	2359.68	45.73	8.66	37.07	54.00	-8.27	134	253	Average	Vertical	
2 *	2437.00	110.52	73.16	37.36	54.00	56.52	134	253	Average	Vertical	
3	2484.29	42.29	4.80	37.49	54.00	-11.71	134	253	Average	Vertical	

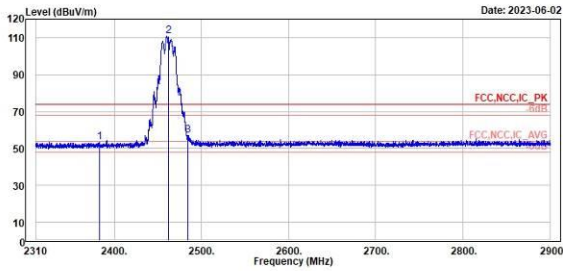
802.11g

High Channel (Horizontal) Peak

High Channel (Vertical) Peak



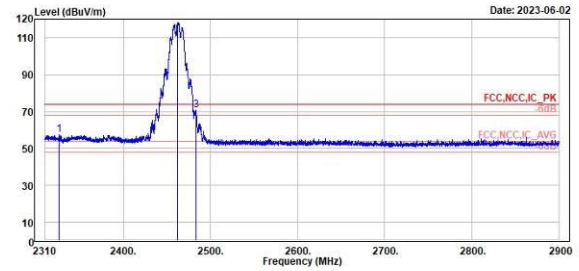
TÜV Rheinland Taiwan Ltd.
No. 438-18, Sec. 2, Fenhiao, Linkou Dist., New Taipei City 244, Taiwan(R.O.C.)
Tel: +886-2172-1000 Fax: +886-2172-1322



Peak	Freq (MHz)	Level (dBuV/m)	Read Level (dBuV)	Factor (dB/m)	Limit Line (dBuV/m)	Over Limit (dB)	APos (cm)	TPos (deg)	Remark	Pol/Phase	Note
1	2382.69	53.35	15.81	37.54	74.00	-20.65	356	336	Peak	Horizontal	
2 *	2462.00	118.91	73.18	37.73	74.00	36.91	356	336	Peak	Horizontal	
3	2484.64	57.18	19.38	37.80	74.00	-16.82	356	336	Peak	Horizontal	



TÜV Rheinland Taiwan Ltd.
No. 438-18, Sec. 2, Fenhiao, Linkou Dist., New Taipei City 244, Taiwan(R.O.C.)
Tel: +886-2172-1000 Fax: +886-2172-1322



Peak	Freq (MHz)	Level (dBuV/m)	Read Level (dBuV)	Factor (dB/m)	Limit Line (dBuV/m)	Over Limit (dB)	APos (cm)	TPos (deg)	Remark	Pol/Phase	Note
1	2326.28	57.42	20.12	37.30	74.00	-16.58	196	256	Peak	Vertical	
2 *	2462.00	118.36	80.63	37.73	74.00	44.36	196	256	Peak	Vertical	
3 !	2483.46	70.66	32.86	37.80	74.00	-3.34	196	256	Peak	Vertical	

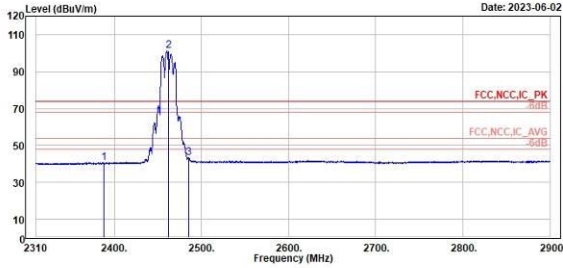
802.11g

High Channel (Horizontal) Average

High Channel (Vertical) Average



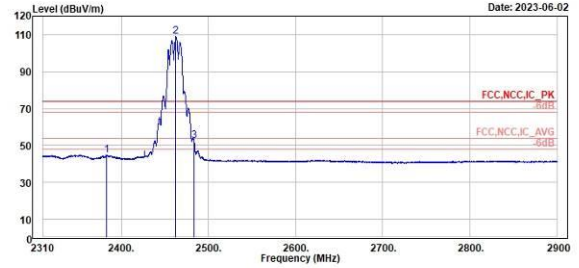
TUV Rheinland Taiwan Ltd.
No. 438-18, Sec. 2, Fenhiao, Linkou Dist., New Taipei City 244, Taiwan(R.O.C.)
Tel: +886-2172-1000 Fax: +886-2172-1322



Freq	Level	Read	Level	Limit	Over	APos	TPos	Remark	Pol/Phase	Note
MHz	dBuV/m	dBuV	dB/m	dBuV/m	dB	cm	deg			
1	2387.64	48.71	3.14	37.57	54.00	-13.29	356	336 Average	Horizontal	
2 *	2462.00	101.08	63.35	37.73	54.00	47.08	356	336 Average	Horizontal	
3	2484.99	43.27	5.47	37.80	54.00	-10.73	356	336 Average	Horizontal	



TUV Rheinland Taiwan Ltd.
No. 438-18, Sec. 2, Fenhiao, Linkou Dist., New Taipei City 244, Taiwan(R.O.C.)
Tel: +886-2172-1000 Fax: +886-2172-1322



Freq	Level	Read	Level	Limit	Over	APos	TPos	Remark	Pol/Phase	Note
MHz	dBuV/m	dBuV	dB/m	dBuV/m	dB	cm	deg			
1	2383.16	44.88	7.34	37.54	54.00	-9.12	196	256 Average	Vertical	
2 *	2462.00	108.92	71.19	37.73	54.00	54.92	196	256 Average	Vertical	
3 !	2483.46	52.41	14.61	37.80	54.00	-1.59	196	256 Average	Vertical	

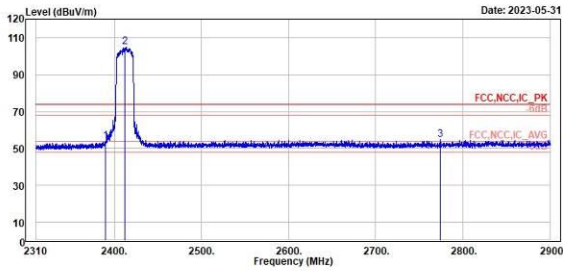
802.11ax HE20

Low Channel (Horizontal) Peak

Low Channel (Vertical) Peak



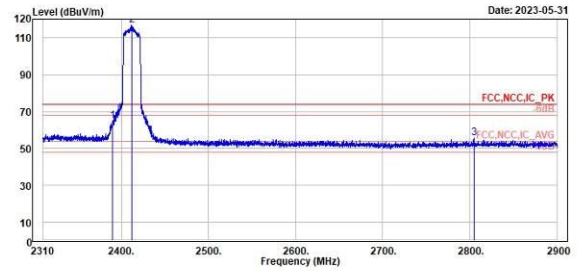
TUV Rheinland Taiwan Ltd.
No. 458-18, Sec. 2, Fenhiao, Linkou Dist., New Taipei City 244, Taiwan(R.O.C.)
Tel: +886-2172-1000 Fax: +886-2172-1322



Peak	Freq (MHz)	Level (dBuV/m)	Read Level (dBuV)	Factor (dB/m)	Limit Line (dBuV/m)	Over Limit (dB)	APos (cm)	TPos (deg)	Remark	Pol/Phase	Note
1	2390.00	54.00	16.42	37.58	74.00	-20.00	259	333	Peak	Horizontal	
2 *	2412.00	105.00	67.35	37.65	74.00	31.00	259	333	Peak	Horizontal	
3	2773.50	54.76	16.59	38.17	74.00	-19.24	259	333	Peak	Horizontal	



TUV Rheinland Taiwan Ltd.
No. 458-18, Sec. 2, Fenhiao, Linkou Dist., New Taipei City 244, Taiwan(R.O.C.)
Tel: +886-2172-1000 Fax: +886-2172-1322



Peak	Freq (MHz)	Level (dBuV/m)	Read Level (dBuV)	Factor (dB/m)	Limit Line (dBuV/m)	Over Limit (dB)	APos (cm)	TPos (deg)	Remark	Pol/Phase	Note
1	2390.00	65.01	27.43	37.58	74.00	-8.99	109	253	Peak	Vertical	
2 *	2412.00	116.73	79.08	37.65	74.00	42.73	109	253	Peak	Vertical	
3	2804.30	55.62	17.42	38.20	74.00	-18.38	109	253	Peak	Vertical	

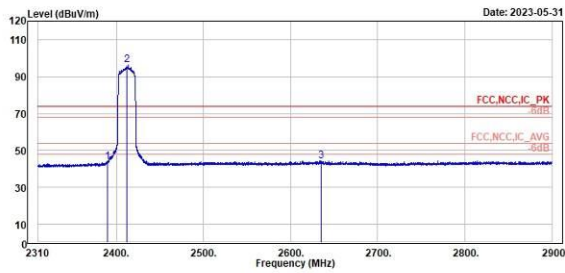
802.11ax HE20

Low Channel (Horizontal) Average

Low Channel (Vertical) Average



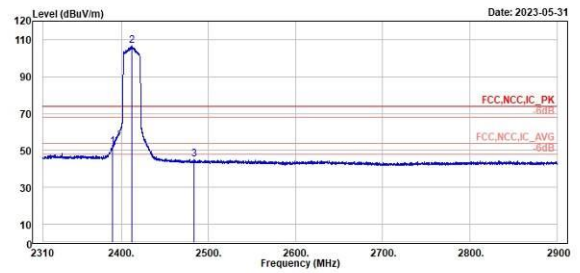
TUV Rheinland Taiwan Ltd.
No. 458-18, Sec 2, Fenhiao, Linkou Dist., New Taipei City 244, Taiwan(R.O.C.)
Tel: +886-2172-1000 Fax: +886-2172-1322



Freq	Level	Read Level	Factor	Limit Line	Over Limit	APos	TPos	Remark	Pol/Phase	Note
MHz	dBuV/m	dBuV	dB/m	dBuV/m	dB	cm	deg			
1	2399.00	43.86	6.28	37.58	54.00	-10.14	259	333 Average	Horizontal	
2 *	2412.00	96.18	58.53	37.65	54.00	42.18	259	333 Average	Horizontal	
3	2635.33	44.47	6.46	38.01	54.00	-9.53	259	333 Average	Horizontal	



TUV Rheinland Taiwan Ltd.
No. 458-18, Sec 2, Fenhiao, Linkou Dist., New Taipei City 244, Taiwan(R.O.C.)
Tel: +886-2172-1000 Fax: +886-2172-1322



Freq	Level	Read Level	Factor	Limit Line	Over Limit	APos	TPos	Remark	Pol/Phase	Note
MHz	dBuV/m	dBuV	dB/m	dBuV/m	dB	cm	deg			
1	2399.00	51.80	14.22	37.58	54.00	-2.20	109	253 Average	Vertical	
2 *	2412.00	106.96	69.31	37.65	54.00	52.96	109	253 Average	Vertical	
3	2483.81	44.96	7.16	37.80	54.00	-9.04	109	253 Average	Vertical	

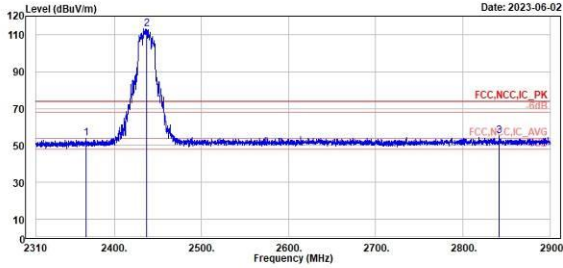
802.11ax HE20

Middle Channel (Horizontal) Peak

Middle Channel (Vertical) Peak



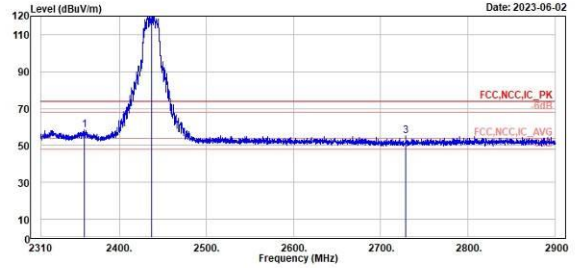
TUV Rheinland Taiwan Ltd.
No. 438-18, Sec 2, Fenhiao, Linkou Dist., New Taipei City 244, Taiwan(R.O.C.)
Tel: +886-2172-1000 Fax: +886-2172-1322



Freq	Level	Read	Level	Limit	Over	APos	TPos	Remark	Pol/Phase	Note
MHz	dBuV/m	dBuV	dB/m	dBuV/m	dB	cm	deg			
1	2368.06	53.78	16.32	37.46	74.00	-20.22	262	334 Peak	Horizontal	
2 *	2437.00	113.28	75.60	37.68	74.00	39.28	262	334 Peak	Horizontal	
3	2841.83	55.08	16.91	38.17	74.00	-18.92	262	334 Peak	Horizontal	



TUV Rheinland Taiwan Ltd.
No. 438-18, Sec 2, Fenhiao, Linkou Dist., New Taipei City 244, Taiwan(R.O.C.)
Tel: +886-2172-1000 Fax: +886-2172-1322



Freq	Level	Read	Level	Limit	Over	APos	TPos	Remark	Pol/Phase	Note
MHz	dBuV/m	dBuV	dB/m	dBuV/m	dB	cm	deg			
1	2359.00	58.24	20.02	37.42	74.00	-15.76	175	251 Peak	Vertical	
2 *	2437.00	123.04	85.36	37.68	74.00	49.04	175	251 Peak	Vertical	
3	2728.19	55.35	17.32	38.03	74.00	-18.65	175	251 Peak	Vertical	

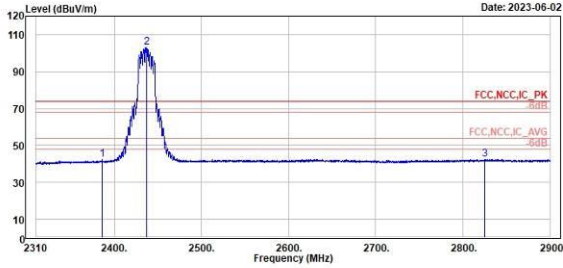
802.11ax HE20

Middle Channel (Horizontal) Average

Middle Channel (Vertical) Average



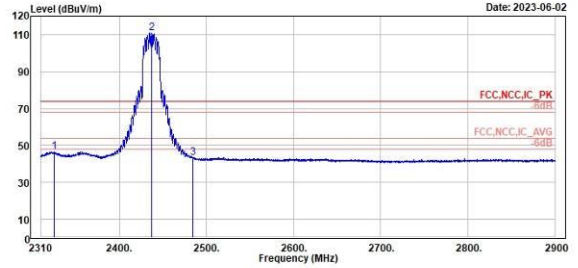
TUV Rheinland Taiwan Ltd.
No. 438-18, Sec. 2, Fenhiao, Linkou Dist., New Taipei City 244, Taiwan(R.O.C.)
Tel: +886-2172-1000 Fax: +886-2172-1322



Freq	Level	Read Level	Factor	Limit Line	Over Limit	APos	TPos	Remark	Pol/Phase	Note
MHz	dBuV/m	dBuV	dB/m	dBuV/m	dB	cm	deg			
1	2385.76	42.24	4.68	37.56	54.00	-11.76	262	334 Average	Horizontal	
2 *	2437.00	102.99	65.31	37.68	54.00	48.99	262	334 Average	Horizontal	
3	2825.42	42.61	4.43	38.18	54.00	-11.39	262	334 Average	Horizontal	



TUV Rheinland Taiwan Ltd.
No. 438-18, Sec. 2, Fenhiao, Linkou Dist., New Taipei City 244, Taiwan(R.O.C.)
Tel: +886-2172-1000 Fax: +886-2172-1322



Freq	Level	Read Level	Factor	Limit Line	Over Limit	APos	TPos	Remark	Pol/Phase	Note
MHz	dBuV/m	dBuV	dB/m	dBuV/m	dB	cm	deg			
1	2325.22	46.60	9.31	37.29	54.00	-7.40	175	251 Average	Vertical	
2 *	2437.00	118.98	73.30	37.68	54.00	56.98	175	251 Average	Vertical	
3	2484.64	43.56	5.76	37.80	54.00	-10.44	175	251 Average	Vertical	

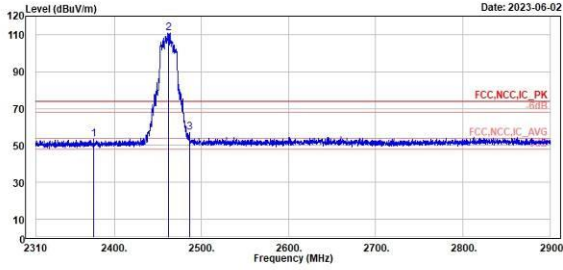
802.11ax HE20

High Channel (Horizontal) Peak

High Channel (Vertical) Peak



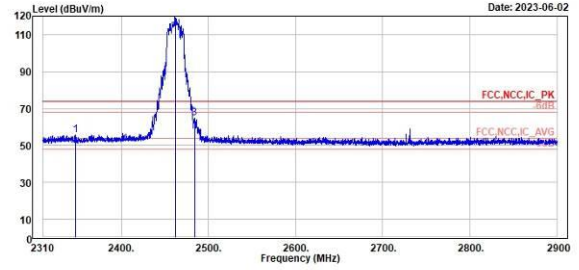
TUV Rheinland Taiwan Ltd.
No. 438-18, Sec. 2, Fenhiao, Linkou Dist., New Taipei City 244, Taiwan(R.O.C.)
Tel: +886-2172-1000 Fax: +886-2172-1322



Peak	Freq (MHz)	Level (dBuV/m)	Read Level (dBuV)	Level Factor (dB/m)	Limit Line (dBuV/m)	Over Limit (dB)	APos (cm)	TPos (deg)	Remark	Pol/Phase	Note
1	2376.20	53.20	15.70	37.50	74.00	-20.80	356	337	Peak	Horizontal	
2 *	2462.00	118.89	73.16	37.73	74.00	36.89	356	337	Peak	Horizontal	
3	2486.41	57.14	19.34	37.80	74.00	-16.86	356	337	Peak	Horizontal	



TUV Rheinland Taiwan Ltd.
No. 438-18, Sec. 2, Fenhiao, Linkou Dist., New Taipei City 244, Taiwan(R.O.C.)
Tel: +886-2172-1000 Fax: +886-2172-1322



Peak	Freq (MHz)	Level (dBuV/m)	Read Level (dBuV)	Level Factor (dB/m)	Limit Line (dBuV/m)	Over Limit (dB)	APos (cm)	TPos (deg)	Remark	Pol/Phase	Note
1	2347.52	55.81	18.44	37.37	74.00	-18.19	257	89	Peak	Vertical	
2 *	2462.00	119.41	81.68	37.73	74.00	45.41	257	89	Peak	Vertical	
3	2483.93	64.99	27.19	37.80	74.00	-9.01	257	89	Peak	Vertical	

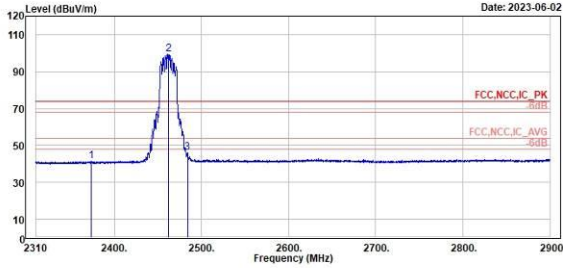
802.11ax HE20

High Channel (Horizontal) Average

High Channel (Vertical) Average



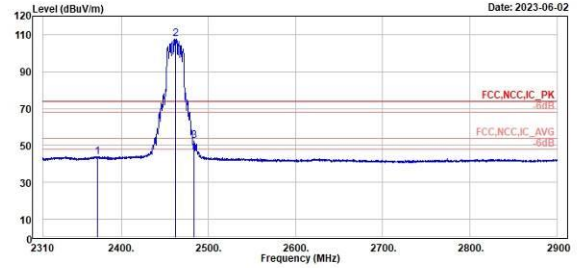
TUV Rheinland Taiwan Ltd.
No. 438-18, Sec. 2, Fenhiao, Linkou Dist., New Taipei City 244, Taiwan(R.O.C.)
Tel: +886-2172-1000 Fax: +886-2172-1322



Freq	Level	Read Level	Factor	Limit Line	Over Limit	APos	TPos	Remark	Pol/Phase	Note
MHz	dBuV/m	dBuV	dB/m	dBuV/m	dB	cm	deg			
1	2373.37	41.38	3.89	37.49	54.00	-12.62	356	337 Average	Horizontal	
2 *	2462.00	99.48	61.75	37.73	54.00	45.48	356	337 Average	Horizontal	
3	2483.93	45.98	8.10	37.88	54.00	-8.10	356	337 Average	Horizontal	



TUV Rheinland Taiwan Ltd.
No. 438-18, Sec. 2, Fenhiao, Linkou Dist., New Taipei City 244, Taiwan(R.O.C.)
Tel: +886-2172-1000 Fax: +886-2172-1322



Freq	Level	Read Level	Factor	Limit Line	Over Limit	APos	TPos	Remark	Pol/Phase	Note
MHz	dBuV/m	dBuV	dB/m	dBuV/m	dB	cm	deg			
1	2372.07	43.96	6.47	37.49	54.00	-10.04	257	89 Average	Vertical	
2 *	2462.00	107.86	78.13	37.73	54.00	53.86	257	89 Average	Vertical	
3 !	2483.58	52.35	14.55	37.88	54.00	-1.65	257	89 Average	Vertical	

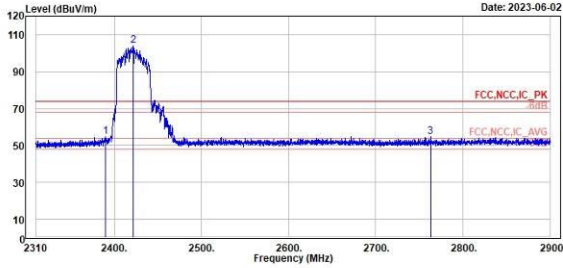
802.11ax HE40

Low Channel (Horizontal) Peak

Low Channel (Vertical) Peak



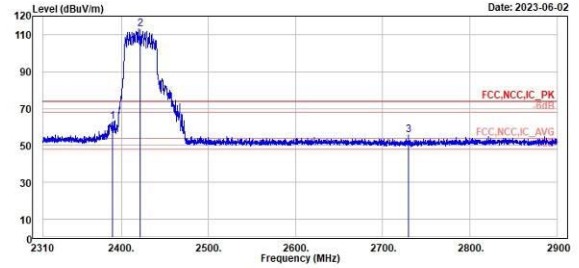
TUV Rheinland Taiwan Ltd.
No. 438-18, Sec. 2, Fenhiao, Linkou Dist., New Taipei City 244, Taiwan(R.O.C.)
Tel: +886-2172-1000 Fax: +886-2172-1322



Peak	Freq (MHz)	Level (dBuV/m)	Read Level (dBuV)	Level Factor (dB/m)	Limit Line (dBuV/m)	Over Limit (dB)	APos (cm)	TPos (deg)	Remark	Pol/Phase	Note
1	2389.41	54.92	17.34	37.58	74.00	-19.08	296	335	Peak	Horizontal	
2 *	2422.00	104.05	66.39	37.66	74.00	30.05	296	335	Peak	Horizontal	
3	2762.77	54.69	16.53	38.16	74.00	-19.31	296	335	Peak	Horizontal	



TUV Rheinland Taiwan Ltd.
No. 438-18, Sec. 2, Fenhiao, Linkou Dist., New Taipei City 244, Taiwan(R.O.C.)
Tel: +886-2172-1000 Fax: +886-2172-1322



Peak	Freq (MHz)	Level (dBuV/m)	Read Level (dBuV)	Level Factor (dB/m)	Limit Line (dBuV/m)	Over Limit (dB)	APos (cm)	TPos (deg)	Remark	Pol/Phase	Note
1	2389.53	62.92	25.34	37.58	74.00	-11.08	134	231	Peak	Vertical	
2 *	2422.00	113.25	75.59	37.66	74.00	39.25	134	231	Peak	Vertical	
3	2729.49	55.74	17.70	38.04	74.00	-18.26	134	231	Peak	Vertical	

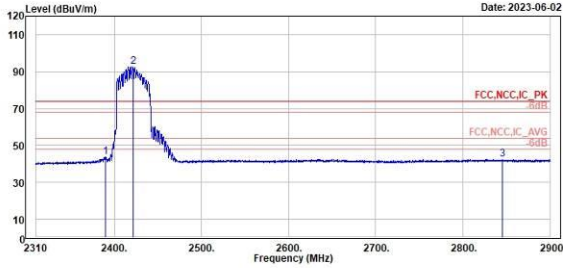
802.11ax HE40

Low Channel (Horizontal) Average

Low Channel (Vertical) Average



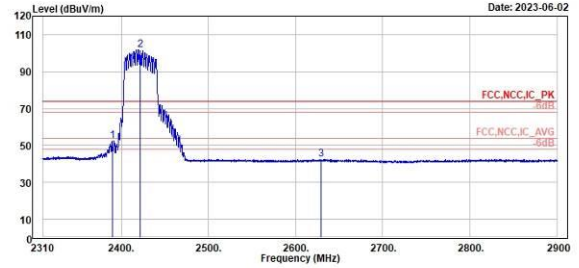
TUV Rheinland Taiwan Ltd.
No. 458-18, Sec. 2, Fenhiao, Linkou Dist., New Taipei City 244, Taiwan(R.O.C.)
Tel: +886-2172-1000 Fax: +886-2172-1322



Freq	Level	Read	Level	Factor	Limit	Over	APos	TPos	Remark	Pol/Phase	Note
MHz	dBuV/m	dBuV	dB/m	dBuV/m	dB	dB	cm	deg			
1	2389.77	43.89	6.31	37.58	54.00	-10.11	296	335	Average	Horizontal	
2 *	2422.00	92.69	55.83	37.66	54.00	38.69	296	335	Average	Horizontal	
3	2844.89	42.65	4.48	38.17	54.00	-11.35	296	335	Average	Horizontal	



TUV Rheinland Taiwan Ltd.
No. 458-18, Sec. 2, Fenhiao, Linkou Dist., New Taipei City 244, Taiwan(R.O.C.)
Tel: +886-2172-1000 Fax: +886-2172-1322



Freq	Level	Read	Level	Factor	Limit	Over	APos	TPos	Remark	Pol/Phase	Note
MHz	dBuV/m	dBuV	dB/m	dBuV/m	dB	dB	cm	deg			
1	2389.53	52.32	14.74	37.58	54.00	-1.68	134	231	Average	Vertical	
2 *	2422.00	101.77	64.11	37.66	54.00	47.77	134	231	Average	Vertical	
3	2629.07	42.63	4.63	38.00	54.00	-11.37	134	231	Average	Vertical	

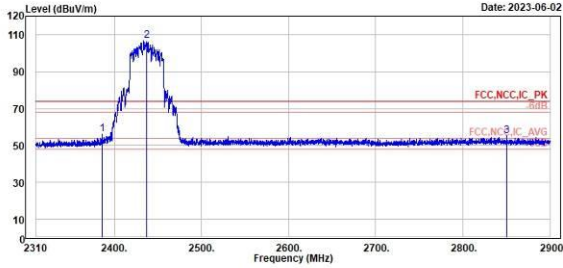
802.11ax HE40

Middle Channel (Horizontal) Peak

Middle Channel (Vertical) Peak



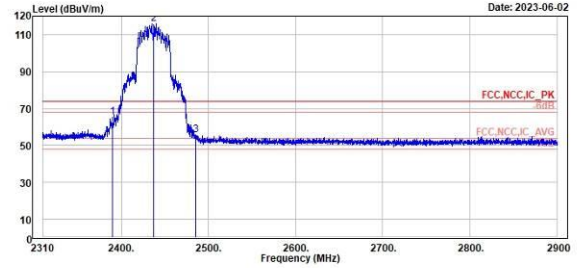
TUV Rheinland Taiwan Ltd.
No. 458-18, Sec. 2, Fenhiao, Linkou Dist., New Taipei City 244, Taiwan(R.O.C.)
Tel: +886-2172-1000 Fax: +886-2172-1322



Peak	Freq	Level	Read Level	Factor	Limit Line	Over Limit	APos	TPos	Remark	Pol/Phase	Note
	MHz	dBuV/m	dBuV	dB/m	dBuV/m	dB	cm	deg			
1	2386.23	56.24	18.68	37.56	74.00	-17.76	261	338	Peak	Horizontal	
2 *	2437.00	106.81	69.13	37.68	74.00	32.81	261	338	Peak	Horizontal	
3	2850.32	55.07	16.91	38.16	74.00	-18.93	261	338	Peak	Horizontal	



TUV Rheinland Taiwan Ltd.
No. 458-18, Sec. 2, Fenhiao, Linkou Dist., New Taipei City 244, Taiwan(R.O.C.)
Tel: +886-2172-1000 Fax: +886-2172-1322



Peak	Freq	Level	Read Level	Factor	Limit Line	Over Limit	APos	TPos	Remark	Pol/Phase	Note
	MHz	dBuV/m	dBuV	dB/m	dBuV/m	dB	cm	deg			
1	2389.77	65.03	27.45	37.58	74.00	-8.97	130	252	Peak	Vertical	
2 *	2437.00	116.04	78.36	37.68	74.00	42.04	130	252	Peak	Vertical	
3	2484.99	55.80	18.00	37.80	74.00	-18.20	130	252	Peak	Vertical	

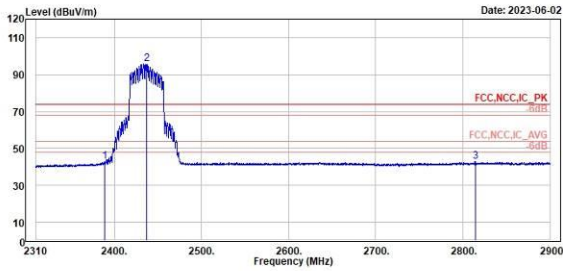
802.11ax HE40

Middle Channel (Horizontal) Average

Middle Channel (Vertical) Average



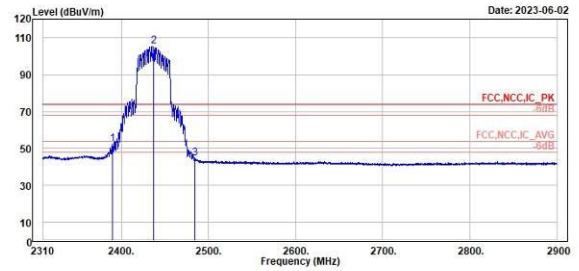
TUV Rheinland Taiwan Ltd.
No. 438-18, Sec. 2, Fenhiao, Linkou Dist., New Taipei City 244, Taiwan(R.O.C.)
Tel: +886-2172-1000 Fax: +886-2172-1322



Freq	Level	Read Level	Factor	Limit Line	Over Limit	APos	TPos	Remark	Pol/Phase	Note
MHz	dBuV/m	dBuV	dB/m	dBuV/m	dB	cm	deg			
1	2388.71	42.89	5.32	37.57	54.00	-11.11	261	338 Average	Horizontal	
2 *	2437.00	95.64	57.96	37.68	54.00	41.64	261	338 Average	Horizontal	
3	2813.98	42.78	4.59	38.19	54.00	-11.22	261	338 Average	Horizontal	



TUV Rheinland Taiwan Ltd.
No. 438-18, Sec. 2, Fenhiao, Linkou Dist., New Taipei City 244, Taiwan(R.O.C.)
Tel: +886-2172-1000 Fax: +886-2172-1322



Freq	Level	Read Level	Factor	Limit Line	Over Limit	APos	TPos	Remark	Pol/Phase	Note
MHz	dBuV/m	dBuV	dB/m	dBuV/m	dB	cm	deg			
1	2389.77	52.26	14.68	37.58	54.00	-1.74	130	252 Average	Vertical	
2 *	2437.00	105.33	67.65	37.68	54.00	51.33	130	252 Average	Vertical	
3	2484.64	44.87	7.07	37.80	54.00	-9.13	130	252 Average	Vertical	

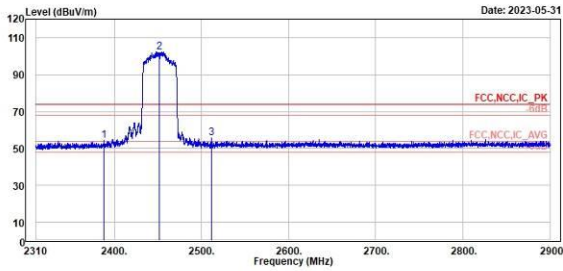
802.11n HE40

High Channel (Horizontal) Peak

High Channel (Vertical) Peak



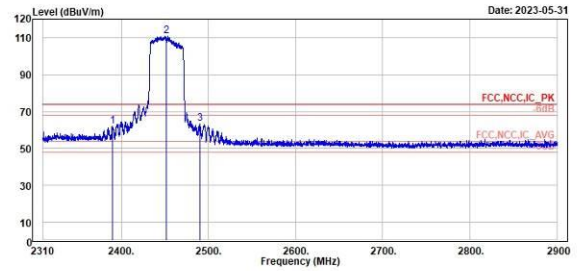
TUV Rheinland Taiwan Ltd.
No. 438-18, Sec. 2, Fenhiao, Linkou Dist., New Taipei City 244, Taiwan(R.O.C.)
Tel: +886-2172-1000 Fax: +886-2172-1322



Peak	Freq (MHz)	Level (dBuV/m)	Read Level (dBuV)	Factor (dB/m)	Limit Line (dBuV/m)	Over Limit (dB)	APos (cm)	TPos (deg)	Remark	PoI/Phase	Note
1	2387.76	54.19	16.62	37.57	74.00	-19.81	132	334	Peak	Horizontal	
2 *	2452.00	102.26	64.57	37.69	74.00	28.26	132	334	Peak	Horizontal	
3	2511.31	55.59	17.73	37.86	74.00	-18.41	132	334	Peak	Horizontal	



TUV Rheinland Taiwan Ltd.
No. 438-18, Sec. 2, Fenhiao, Linkou Dist., New Taipei City 244, Taiwan(R.O.C.)
Tel: +886-2172-1000 Fax: +886-2172-1322



Peak	Freq (MHz)	Level (dBuV/m)	Read Level (dBuV)	Factor (dB/m)	Limit Line (dBuV/m)	Over Limit (dB)	APos (cm)	TPos (deg)	Remark	PoI/Phase	Note
1	2389.41	62.12	24.54	37.58	74.00	-11.88	118	249	Peak	Vertical	
2 *	2452.00	118.94	73.25	37.69	74.00	36.94	118	249	Peak	Vertical	
3	2490.19	63.21	25.39	37.82	74.00	-10.79	118	249	Peak	Vertical	

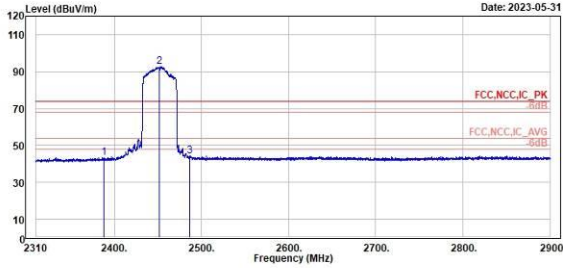
802.11ax HE40

High Channel (Horizontal) Average

High Channel (Vertical) Average



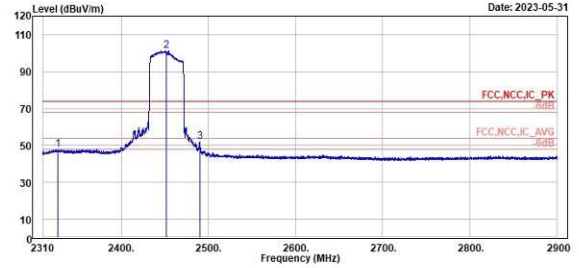
TUV Rheinland Taiwan Ltd.
No. 438-18, Sec 2, Fenhiao, Linkou Dist., New Taipei City 244, Taiwan(R.O.C.)
Tel: +886-2172-1000 Fax: +886-2172-1322



Freq	Level	Read	Level	Factor	Limit	Over	APos	TPos	Remark	Pol/Phase	Note
MHz	dBuV/m	dBuV	dB/m	dBuV/m	dB	dB	cm	deg			
1	2387.76	43.47	5.90	37.57	54.00	-10.53	132	334	Average	Horizontal	
2 *	2452.00	92.69	55.00	37.69	54.00	38.69	132	334	Average	Horizontal	
3	2486.06	44.38	6.58	37.80	54.00	-9.62	132	334	Average	Horizontal	



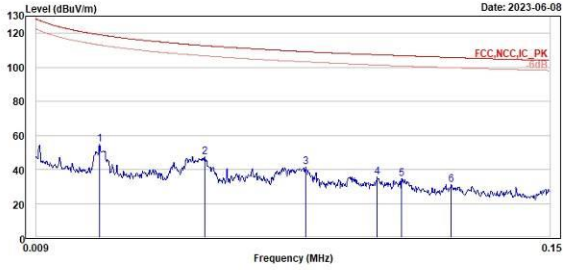
TUV Rheinland Taiwan Ltd.
No. 438-18, Sec 2, Fenhiao, Linkou Dist., New Taipei City 244, Taiwan(R.O.C.)
Tel: +886-2172-1000 Fax: +886-2172-1322



Freq	Level	Read	Level	Factor	Limit	Over	APos	TPos	Remark	Pol/Phase	Note
MHz	dBuV/m	dBuV	dB/m	dBuV/m	dB	dB	cm	deg			
1	2327.23	40.03	10.73	37.30	54.00	-5.97	118	249	Average	Vertical	
2 *	2452.00	101.38	63.69	37.69	54.00	47.38	118	249	Average	Vertical	
3	2489.95	51.98	14.16	37.82	54.00	-2.02	118	249	Average	Vertical	

Spurious Emissions, Tx Mode, 9kHz ~ 30MHz
802.11ax HE20
Middle Channel 9kHz~150kHz(Open)
Middle Channel 150kHz~30MHz(Open)

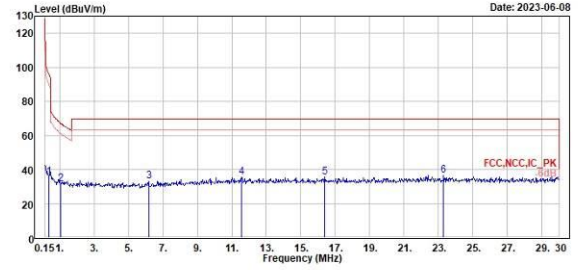

TÜV Rheinland Taiwan Ltd.
 No. 438-18, Sec 2, Fenhiao, Linkou Dist., New Taipei City 244, Taiwan(R.O.C.)
 Tel: +886-2172-1000 Fax: +886-2172-1322



Peak	Freq (MHz)	Level (dBuV/m)	Read Level (dBuV)	Level Factor (dB/m)	Limit Line (dBuV/m)	Over Limit (dB)	APos (cm)	TPos (deg)	Remark	PoI/Phase	Note
1	0.03	55.02	36.07	18.95	119.13	-64.11	100	190	Peak	Open	
2	0.06	47.59	28.60	18.99	112.75	-65.16	100	187	Peak	Open	
3	0.08	41.75	23.42	18.33	109.23	-67.48	100	163	Peak	Open	
4	0.10	35.70	17.76	17.94	107.37	-71.67	100	85	Peak	Open	
5	0.11	34.84	16.87	17.97	106.83	-71.99	100	186	Peak	Open	
6	0.12	31.11	13.09	18.02	105.80	-74.69	100	190	Peak	Open	



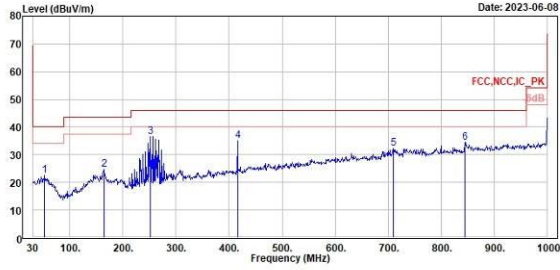
TÜV Rheinland Taiwan Ltd.
 No. 438-18, Sec 2, Fenhiao, Linkou Dist., New Taipei City 244, Taiwan(R.O.C.)
 Tel: +886-2172-1000 Fax: +886-2172-1322



Peak	Freq (MHz)	Level (dBuV/m)	Read Level (dBuV)	Level Factor (dB/m)	Limit Line (dBuV/m)	Over Limit (dB)	APos (cm)	TPos (deg)	Remark	PoI/Phase	Note
1	0.39	35.60	16.81	18.79	95.81	-60.21	100	296	Peak	Open	
2	1.05	31.82	12.74	19.08	67.22	-35.40	100	27	Peak	Open	
3	6.18	32.99	13.01	19.98	69.50	-36.51	100	103	Peak	Open	
4	11.50	35.62	13.96	21.66	69.50	-33.88	100	290	Peak	Open	
5	16.39	35.66	13.67	21.99	69.50	-33.84	100	116	Peak	Open	
6	23.28	36.59	14.32	22.27	69.50	-32.91	100	210	Peak	Open	

Spurious Emissions, Tx Mode, 30MHz ~ 1GHz
802.11ax HE20
Middle Channel (Horizontal)
Middle Channel (Vertical)

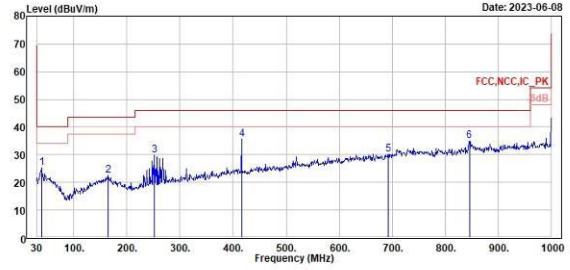

TÜV Rheinland Taiwan Ltd.
 No. 438-18, Sec 2, Fenhiao, Linkou Dist., New Taipei City 244, Taiwan(R.O.C.)
 Tel: +886-2172-1000 Fax: +886-2172-1322



Peak	Freq (MHz)	Level (dBuV/m)	Read Level (dBuV)	Factor (dB/m)	Limit Line (dBuV/m)	Over Limit (dB)	APos (cm)	TPos (deg)	Remark	PoI/Phase	Note
1	52.31	22.50	29.42	-6.92	48.00	-17.50	128	360	Peak	Horizontal	
2	163.86	24.69	31.64	-6.95	43.50	-18.81	200	221	Peak	Horizontal	
3	252.13	36.51	44.48	-7.97	46.00	-9.49	100	117	Peak	Horizontal	
4	416.06	35.05	39.15	-4.10	46.00	-10.95	200	282	Peak	Horizontal	
5	789.97	32.35	30.65	1.70	46.00	-13.65	100	195	Peak	Horizontal	
6	844.88	34.27	30.55	3.72	46.00	-11.73	400	288	Peak	Horizontal	



TÜV Rheinland Taiwan Ltd.
 No. 438-18, Sec 2, Fenhiao, Linkou Dist., New Taipei City 244, Taiwan(R.O.C.)
 Tel: +886-2172-1000 Fax: +886-2172-1322



Peak	Freq (MHz)	Level (dBuV/m)	Read Level (dBuV)	Factor (dB/m)	Limit Line (dBuV/m)	Over Limit (dB)	APos (cm)	TPos (deg)	Remark	PoI/Phase	Note
1	38.73	25.14	33.48	-8.26	48.00	-14.86	200	236	Peak	Vertical	
2	163.86	22.57	29.52	-6.95	43.50	-20.93	100	355	Peak	Vertical	
3	252.13	29.93	37.90	-7.97	46.00	-16.07	100	126	Peak	Vertical	
4	416.06	35.57	39.67	-4.10	46.00	-10.43	100	156	Peak	Vertical	
5	692.51	30.25	28.91	1.34	46.00	-15.75	200	136	Peak	Vertical	
6	845.77	34.99	31.29	3.70	46.00	-11.01	300	276	Peak	Vertical	

Spurious Emissions, Tx Mode, 1GHz ~ 26.5GHz

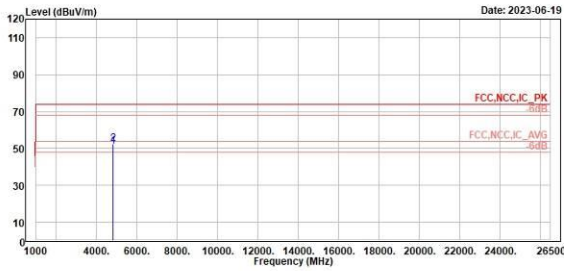
802.11b

Low Channel (Horizontal)

Low Channel (Vertical)



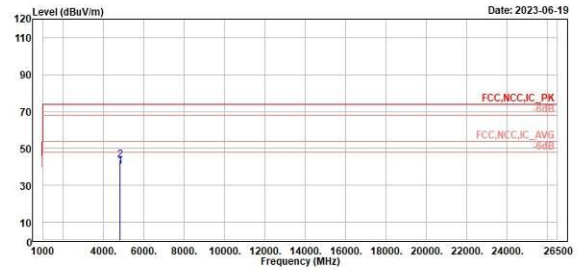
TUV Rheinland Taiwan Ltd.
No. 438-18, Sec 2, Fenhiao, Linkou Dist., New Taipei City 244, Taiwan(R.O.C.)
Tel: +886-2172-1000 Fax: +886-2172-1322



Freq	Level	Read Level	Factor	Limit Line	Over Limit	APos	TPos	Remark	PoI/Phase	Note
MHz	dBuV/m	dBuV	dB/m	dBuV/m	dB	cm	deg			
1 4824.00	50.94	61.28	-10.34	54.00	-3.06	266	353	Average	Vertical	
2 4824.00	52.41	62.75	-10.34	74.00	-21.59	266	353	Peak	Vertical	



TUV Rheinland Taiwan Ltd.
No. 438-18, Sec 2, Fenhiao, Linkou Dist., New Taipei City 244, Taiwan(R.O.C.)
Tel: +886-2172-1000 Fax: +886-2172-1322



Freq	Level	Read Level	Factor	Limit Line	Over Limit	APos	TPos	Remark	PoI/Phase	Note
MHz	dBuV/m	dBuV	dB/m	dBuV/m	dB	cm	deg			
1 4824.00	39.96	50.30	-10.34	54.00	-14.04	115	134	Average	Horizontal	
2 4824.00	43.98	54.32	-10.34	74.00	-30.02	115	134	Peak	Horizontal	

802.11b

Middle Channel (Horizontal)

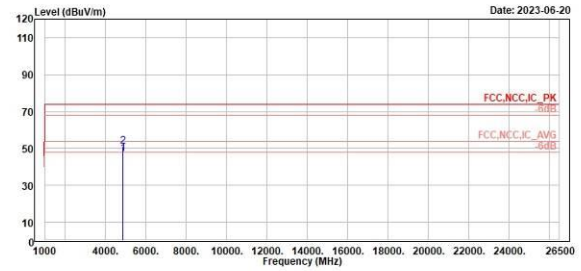
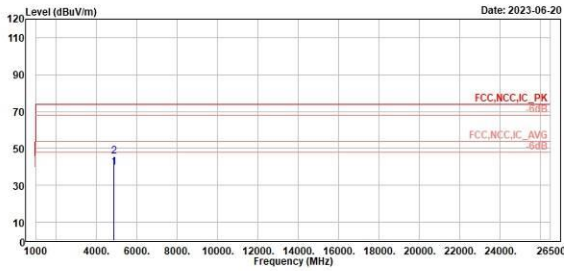
Middle Channel (Vertical)



TUV Rheinland Taiwan Ltd.
No. 438-18, Sec. 2, Fenhiao, Linkou Dist., New Taipei City 244, Taiwan(R.O.C.)
Tel: +886-2172-1000 Fax: +886-2172-1322



TUV Rheinland Taiwan Ltd.
No. 438-18, Sec. 2, Fenhiao, Linkou Dist., New Taipei City 244, Taiwan(R.O.C.)
Tel: +886-2172-1000 Fax: +886-2172-1322



Freq	Level	Read Level	Factor	Limit Line	Over Limit	APos	TPos	Remark	PoI/Phase	Note
MHz	dBuV/m	dBuV	dB/m	dBuV/m	dB	cm	deg			
1	4874.00	39.79	56.12	-10.33	54.00	-14.21	360	57 Average	Horizontal	
2	4874.00	45.80	56.13	-10.33	74.00	-28.20	360	57 Peak	Horizontal	

Freq	Level	Read Level	Factor	Limit Line	Over Limit	APos	TPos	Remark	PoI/Phase	Note
MHz	dBuV/m	dBuV	dB/m	dBuV/m	dB	cm	deg			
1	4874.00	46.98	57.31	-10.33	54.00	-7.02	360	360 Average	Vertical	
2	4874.00	51.19	61.52	-10.33	74.00	-22.81	360	360 Peak	Vertical	

802.11b

High Channel (Horizontal)

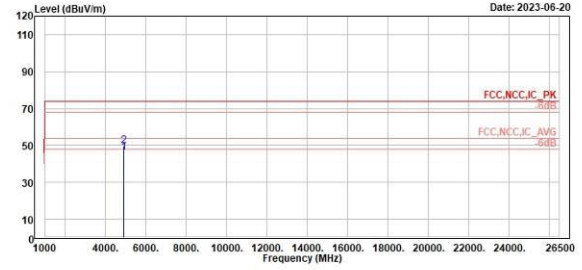
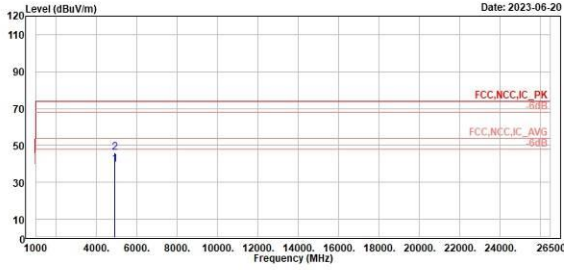
High Channel (Vertical)



TUV Rheinland Taiwan Ltd.
No. 438-18, Sec. 2, Fenhiao, Linkou Dist., New Taipei City 244, Taiwan(R.O.C.)
Tel: +886-2172-1000 Fax: +886-2172-1322



TUV Rheinland Taiwan Ltd.
No. 438-18, Sec. 2, Fenhiao, Linkou Dist., New Taipei City 244, Taiwan(R.O.C.)
Tel: +886-2172-1000 Fax: +886-2172-1322



Freq	Level	Read Level	Factor	Limit Line	Over Limit	APos	TPos	Remark	PoI/Phase	Note
MHz	dBuV/m	dBuV	dB/m	dBuV/m	dB	cm	deg			
1	4924.00	39.49	49.80	-10.31	54.00	-14.51	338	57 Average	Horizontal	
2	4924.00	46.01	56.32	-10.31	74.00	-27.99	338	57 Peak	Horizontal	

Freq	Level	Read Level	Factor	Limit Line	Over Limit	APos	TPos	Remark	PoI/Phase	Note
MHz	dBuV/m	dBuV	dB/m	dBuV/m	dB	cm	deg			
1	4924.00	46.24	56.55	-10.31	54.00	-7.76	371	360 Average	Vertical	
2	4924.00	49.53	59.84	-10.31	74.00	-24.47	371	360 Peak	Vertical	

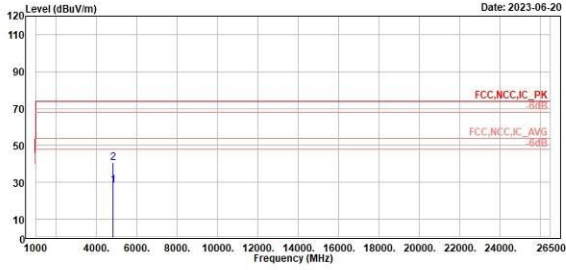
802.11g

Low Channel (Horizontal)

Low Channel (Vertical)



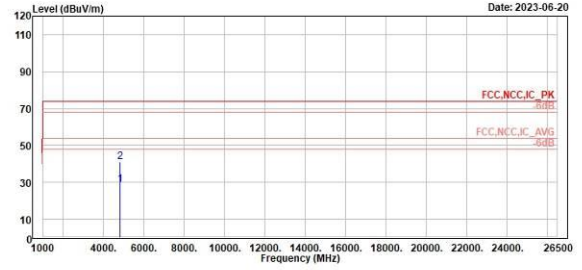
TUV Rheinland Taiwan Ltd.
No. 438-18, Sec 2, Fenhiao, Linkou Dist., New Taipei City 244, Taiwan(R.O.C.)
Tel: +886-2172-1000 Fax: +886-2172-1322



Line	Freq	Level	Read Level	Factor	Limit Line	Over Limit	APos	TPos	Remark	PoI/Phase	Note
	MHz	dBuV/m	dBuV	dB/m	dBuV/m	dB	cm	deg			
1	4824.00	28.00	38.42	-10.34	54.00	-25.92	480	47	Average	Horizontal	
2	4824.00	48.63	50.97	-10.34	74.00	-33.37	480	47	Peak	Horizontal	



TUV Rheinland Taiwan Ltd.
No. 438-18, Sec 2, Fenhiao, Linkou Dist., New Taipei City 244, Taiwan(R.O.C.)
Tel: +886-2172-1000 Fax: +886-2172-1322



Line	Freq	Level	Read Level	Factor	Limit Line	Over Limit	APos	TPos	Remark	PoI/Phase	Note
	MHz	dBuV/m	dBuV	dB/m	dBuV/m	dB	cm	deg			
1	4824.00	28.54	38.88	-10.34	54.00	-25.46	280	148	Average	Vertical	
2	4824.00	48.93	51.27	-10.34	74.00	-33.07	280	148	Peak	Vertical	

802.11g

Middle Channel (Horizontal)

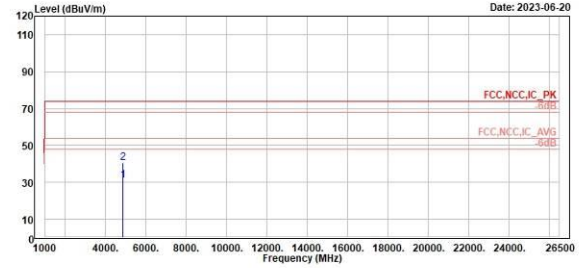
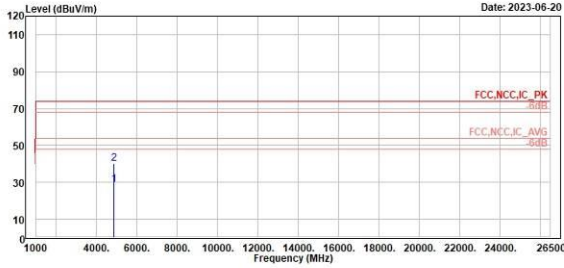
Middle Channel (Vertical)



TUV Rheinland Taiwan Ltd.
No. 438-18, Sec. 2, Fenhiao, Linkou Dist., New Taipei City 244, Taiwan(R.O.C.)
Tel: +886-2172-1000 Fax: +886-2172-1322



TUV Rheinland Taiwan Ltd.
No. 438-18, Sec. 2, Fenhiao, Linkou Dist., New Taipei City 244, Taiwan(R.O.C.)
Tel: +886-2172-1000 Fax: +886-2172-1322



Freq	Level	Read Level	Factor	Limit Line	Over Limit	APos	TPos	Remark	PoI/Phase	Note
MHz	dBuV/m	dBuV	dB/m	dBuV/m	dB	cm	deg			
1	4874.00	28.96	39.29	-10.33	54.00	-25.04	298	133 Average	Horizontal	
2	4874.00	48.24	58.57	-10.33	74.00	-33.76	298	133 Peak	Horizontal	

Freq	Level	Read Level	Factor	Limit Line	Over Limit	APos	TPos	Remark	PoI/Phase	Note
MHz	dBuV/m	dBuV	dB/m	dBuV/m	dB	cm	deg			
1	4874.00	31.21	41.54	-10.33	54.00	-22.79	197	360 Average	Vertical	
2	4874.00	48.46	58.79	-10.33	74.00	-33.54	197	360 Peak	Vertical	

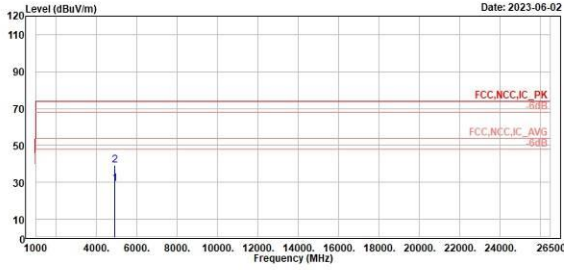
802.11g

High Channel (Horizontal)

High Channel (Vertical)



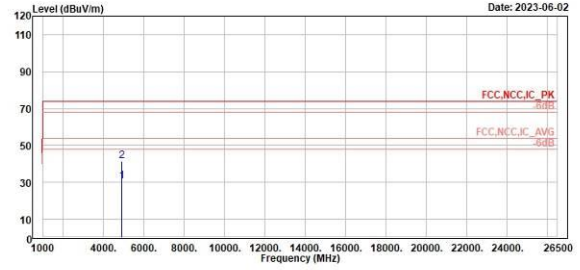
TUV Rheinland Taiwan Ltd.
No. 438-18, Sec. 2, Fenhiao, Linkou Dist., New Taipei City 244, Taiwan(R.O.C.)
Tel: +886-2172-1000 Fax: +886-2172-1322



Freq	Level	Read Level	Factor	Limit Line	Over Limit	APos	TPos	Remark	PoI/Phase	Note
MHz	dBuV/m	dBuV	dB/m	dBuV/m	dB	cm	deg			
1	4924.00	39.05	39.36	-10.31	54.00	-24.95	480	94 Average	Horizontal	
2	4924.00	39.08	49.39	-10.31	74.00	-34.92	480	94 Peak	Horizontal	



TUV Rheinland Taiwan Ltd.
No. 438-18, Sec. 2, Fenhiao, Linkou Dist., New Taipei City 244, Taiwan(R.O.C.)
Tel: +886-2172-1000 Fax: +886-2172-1322



Freq	Level	Read Level	Factor	Limit Line	Over Limit	APos	TPos	Remark	PoI/Phase	Note
MHz	dBuV/m	dBuV	dB/m	dBuV/m	dB	cm	deg			
1	4924.00	30.63	40.94	-10.31	54.00	-23.37	302	360 Average	Vertical	
2	4924.00	41.43	51.74	-10.31	74.00	-32.57	302	360 Peak	Vertical	

802.11ax HE20

Low Channel (Horizontal)

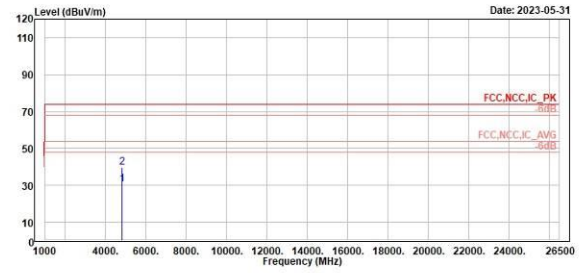
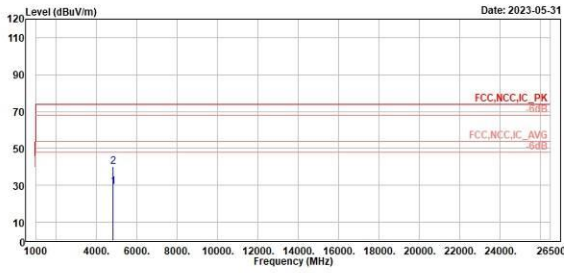
Low Channel (Vertical)



TUV Rheinland Taiwan Ltd.
No. 438-18, Sec. 2, Fenhiao, Linkou Dist., New Taipei City 244, Taiwan(R.O.C.)
Tel: +886-2172-1000 Fax: +886-2172-1322



TUV Rheinland Taiwan Ltd.
No. 438-18, Sec. 2, Fenhiao, Linkou Dist., New Taipei City 244, Taiwan(R.O.C.)
Tel: +886-2172-1000 Fax: +886-2172-1322



Freq	Level	Read Level	Factor	Limit Line	Over Limit	APos	TPos	Remark	PoI/Phase	Note
MHz	dBuV/m	dBuV	dB/m	dBuV/m	dB	cm	deg			
1	4824.00	39.92	39.35	-10.34	54.00	-24.98	100	360 Average	Horizontal	
2	4824.00	39.94	50.28	-10.34	74.00	-34.06	100	360 Peak	Horizontal	

Freq	Level	Read Level	Factor	Limit Line	Over Limit	APos	TPos	Remark	PoI/Phase	Note
MHz	dBuV/m	dBuV	dB/m	dBuV/m	dB	cm	deg			
1	4824.00	39.48	40.92	-10.34	54.00	-23.52	311	360 Average	Vertical	
2	4824.00	39.88	50.22	-10.34	74.00	-34.12	311	360 Peak	Vertical	

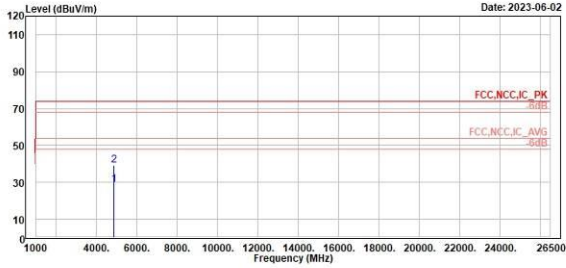
802.11ax HE20

Middle Channel (Horizontal)

Middle Channel (Vertical)



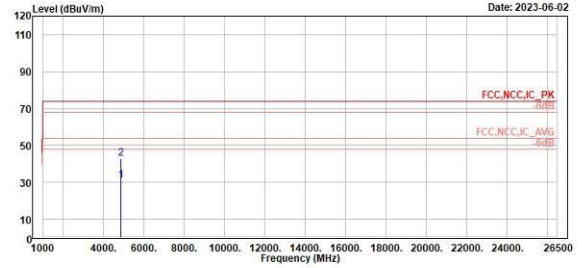
TUV Rheinland Taiwan Ltd.
No. 438-18, Sec. 2, Fenhiao, Linkou Dist., New Taipei City 244, Taiwan(R.O.C.)
Tel: +886-2172-1000 Fax: +886-2172-1322



Line	Freq	Level	Read Level	Factor	Limit Line	Over Limit	APos	TPos	Remark	PoI/Phase	Note
	MHz	dBuV/m	dBuV	dB/m	dBuV/m	dB	cm	deg			
1	4874.00	28.91	39.24	-10.33	54.00	-25.09	480	176	Average	Horizontal	
2	4874.00	39.33	49.66	-10.33	74.00	-34.67	480	176	Peak	Horizontal	



TUV Rheinland Taiwan Ltd.
No. 438-18, Sec. 2, Fenhiao, Linkou Dist., New Taipei City 244, Taiwan(R.O.C.)
Tel: +886-2172-1000 Fax: +886-2172-1322



Line	Freq	Level	Read Level	Factor	Limit Line	Over Limit	APos	TPos	Remark	PoI/Phase	Note
	MHz	dBuV/m	dBuV	dB/m	dBuV/m	dB	cm	deg			
1	4874.00	31.06	41.39	-10.33	54.00	-22.94	327	360	Average	Vertical	
2	4874.00	42.77	53.10	-10.33	74.00	-31.23	327	360	Peak	Vertical	

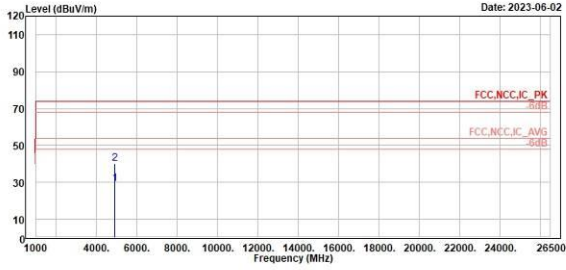
802.11ax HE20

High Channel (Horizontal)

High Channel (Vertical)



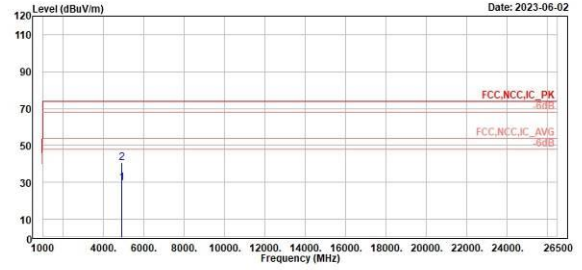
TÜV Rheinland Taiwan Ltd.
No. 438-18, Sec. 2, Fenhiao, Linkou Dist., New Taipei City 244, Taiwan(R.O.C.)
Tel: +886-2172-1000 Fax: +886-2172-1322



Line	Freq	Level	Read Level	Factor	Limit Line	Over Limit	APos	TPos	Remark	PoI/Phase	Note
	MHz	dBuV/m	dBuV	dB/m	dBuV/m	dB	cm	deg			
1	4924.00	29.08	39.39	-10.31	54.00	-24.92	300	197	Average	Horizontal	
2	4924.00	48.16	58.47	-10.31	74.00	-33.84	300	197	Peak	Horizontal	



TÜV Rheinland Taiwan Ltd.
No. 438-18, Sec. 2, Fenhiao, Linkou Dist., New Taipei City 244, Taiwan(R.O.C.)
Tel: +886-2172-1000 Fax: +886-2172-1322



Line	Freq	Level	Read Level	Factor	Limit Line	Over Limit	APos	TPos	Remark	PoI/Phase	Note
	MHz	dBuV/m	dBuV	dB/m	dBuV/m	dB	cm	deg			
1	4924.00	29.85	40.16	-10.31	54.00	-24.15	291	133	Average	Vertical	
2	4924.00	48.55	58.86	-10.31	74.00	-33.45	291	133	Peak	Vertical	

802.11ax HE40

Low Channel (Horizontal)

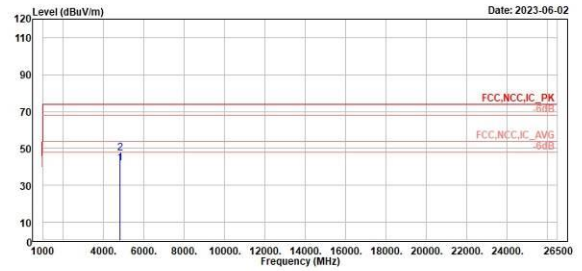
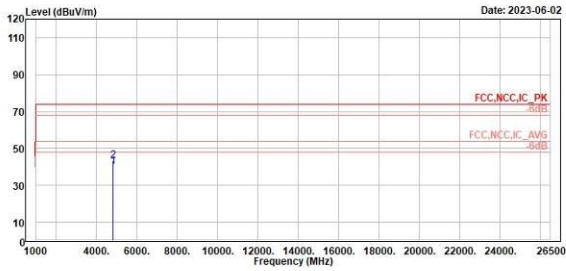
Low Channel (Vertical)



TUV Rheinland Taiwan Ltd.
No. 438-18, Sec. 2, Fenhiao, Linkou Dist., New Taipei City 244, Taiwan(R.O.C.)
Tel: +886-2172-1000 Fax: +886-2172-1322



TUV Rheinland Taiwan Ltd.
No. 438-18, Sec. 2, Fenhiao, Linkou Dist., New Taipei City 244, Taiwan(R.O.C.)
Tel: +886-2172-1000 Fax: +886-2172-1322



Freq	Level	Read Level	Factor	Limit Line	Over Limit	APos	TPos	Remark	PoI/Phase	Note
MHz	dBuV/m	dBuV	dB/m	dBuV/m	dB	cm	deg			
1	4844.00	48.04	58.31	-18.27	54.00	-13.96	373	98 Average	Horizontal	
2	4844.00	43.15	53.42	-18.27	74.00	-30.85	373	98 Peak	Horizontal	

Freq	Level	Read Level	Factor	Limit Line	Over Limit	APos	TPos	Remark	PoI/Phase	Note
MHz	dBuV/m	dBuV	dB/m	dBuV/m	dB	cm	deg			
1	4844.00	42.03	52.38	-18.27	54.00	-11.97	222	117 Average	Vertical	
2	4844.00	47.44	57.71	-18.27	74.00	-26.56	222	117 Peak	Vertical	

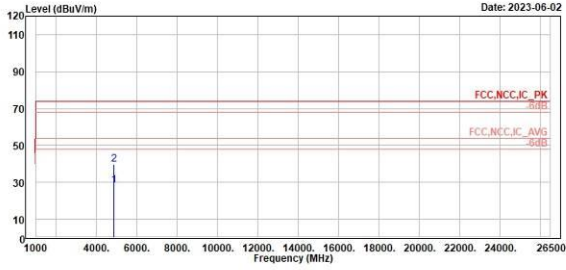
802.11ax HE40

Middle Channel (Horizontal)

Middle Channel (Vertical)



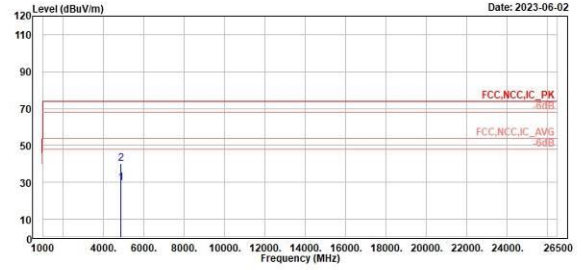
TUV Rheinland Taiwan Ltd.
No. 438-18, Sec. 2, Fenhiao, Linkou Dist., New Taipei City 244, Taiwan(R.O.C.)
Tel: +886-2172-1000 Fax: +886-2172-1322



Line	Freq	Level	Read Level	Factor	Limit Line	Over Limit	APos	TPos	Remark	PoI/Phase	Note
	MHz	dBuV/m	dBuV	dB/m	dBuV/m	dB	cm	deg			
1	4874.00	38.43	38.76	-10.33	54.00	-25.57	100	227	Average	Horizontal	
2	4874.00	39.66	49.99	-10.33	74.00	-34.34	100	227	Peak	Horizontal	



TUV Rheinland Taiwan Ltd.
No. 438-18, Sec. 2, Fenhiao, Linkou Dist., New Taipei City 244, Taiwan(R.O.C.)
Tel: +886-2172-1000 Fax: +886-2172-1322



Line	Freq	Level	Read Level	Factor	Limit Line	Over Limit	APos	TPos	Remark	PoI/Phase	Note
	MHz	dBuV/m	dBuV	dB/m	dBuV/m	dB	cm	deg			
1	4874.00	29.76	40.09	-10.33	54.00	-24.24	271	205	Average	Vertical	
2	4874.00	48.15	58.48	-10.33	74.00	-33.65	271	205	Peak	Vertical	

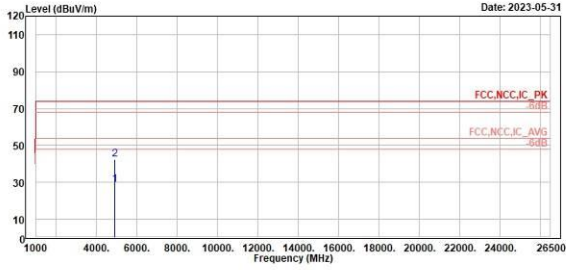
802.11ax HE40

High Channel (Horizontal)

High Channel (Vertical)



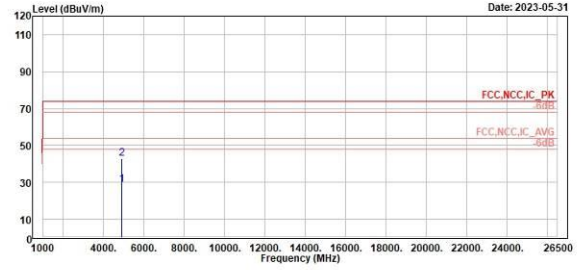
TUV Rheinland Taiwan Ltd.
No. 458-18, Sec. 2, Fenhiao, Linkou Dist., New Taipei City 244, Taiwan(R.O.C.)
Tel: +886-2172-1000 Fax: +886-2172-1322



Line	Freq	Level	Read Level	Factor	Limit Line	Over Limit	APos	TPos	Remark	PoI/Phase	Note
	MHz	dBuV/m	dBuV	dB/m	dBuV/m	dB	cm	deg			
1	4904.00	28.85	39.22	-10.37	54.00	-25.15	100	49	Average	Horizontal	
2	4904.00	42.49	52.86	-10.37	74.00	-31.51	100	49	Peak	Horizontal	



TUV Rheinland Taiwan Ltd.
No. 458-18, Sec. 2, Fenhiao, Linkou Dist., New Taipei City 244, Taiwan(R.O.C.)
Tel: +886-2172-1000 Fax: +886-2172-1322



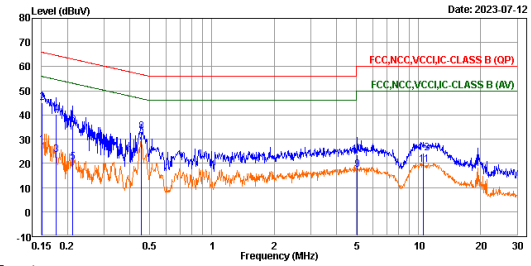
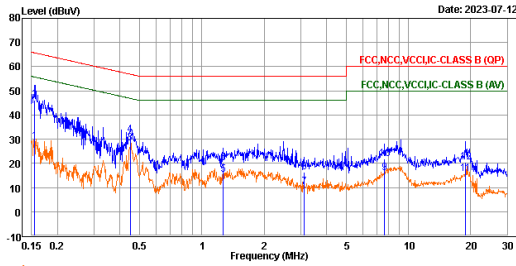
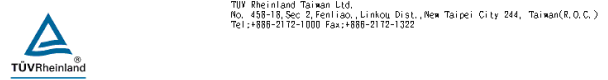
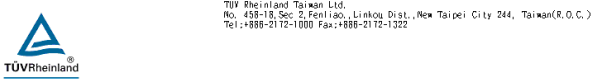
Line	Freq	Level	Read Level	Factor	Limit Line	Over Limit	APos	TPos	Remark	PoI/Phase	Note
	MHz	dBuV/m	dBuV	dB/m	dBuV/m	dB	cm	deg			
1	4904.00	28.96	39.33	-10.37	54.00	-25.04	100	115	Average	Vertical	
2	4904.00	42.77	53.14	-10.37	74.00	-31.23	100	115	Peak	Vertical	

Mains Conducted Emission, 150kHz ~ 30MHz

Worst Band

(Line)

(Neutral)



Trace: 1

Line	Freq	Level	Read Level	Factor	Limit	Over	Limit	Remark	Pol/Phase	Note
	MHz	dBuV	dBuV	dB	dBuV	dB	dB			
1	0.16	28.94	19.32	9.62	55.71	-26.77	Average	line1		
2	0.16	46.14	36.52	9.62	65.71	-19.57	QP	line1		
3	0.45	29.21	18.68	9.63	46.89	-18.58	Average	line1		
4	0.45	31.70	22.07	9.63	56.89	-25.19	QP	line1		
5	1.27	15.43	5.79	9.64	46.00	-30.57	Average	line1		
6	1.27	20.21	10.57	9.64	56.00	-35.79	QP	line1		
7	3.12	10.34	0.66	9.68	46.00	-35.66	Average	line1		
8	3.12	16.46	6.78	9.68	56.00	-39.54	QP	line1		
9	7.66	15.97	6.23	9.74	50.00	-34.03	Average	line1		
10	7.66	21.67	11.93	9.74	60.00	-38.33	QP	line1		
11	18.78	15.54	5.77	9.77	50.00	-34.46	Average	line1		
12	18.78	20.47	10.70	9.77	60.00	-39.53	QP	line1		

Trace: 1

Line	Freq	Level	Read Level	Factor	Limit	Over	Limit	Remark	Pol/Phase	Note
	MHz	dBuV	dBuV	dB	dBuV	dB	dB			
1	0.15	27.68	18.06	9.62	55.96	-28.28	Average	neutral		
2	0.15	45.21	35.59	9.62	65.96	-20.75	QP	neutral		
3	0.18	23.67	14.05	9.62	54.68	-31.01	Average	neutral		
4	0.18	40.27	30.65	9.62	64.68	-24.41	QP	neutral		
5	0.21	20.46	10.84	9.62	53.14	-32.68	Average	neutral		
6	0.21	35.92	26.30	9.62	63.14	-27.22	QP	neutral		
7	0.45	28.69	19.06	9.63	46.81	-18.12	Average	neutral		
8	0.45	33.22	23.59	9.63	56.81	-23.59	QP	neutral		
9	5.06	17.48	7.76	9.72	50.00	-32.52	Average	neutral		
10	5.06	23.48	13.76	9.72	60.00	-36.52	QP	neutral		
11	10.59	19.43	9.64	9.79	50.00	-30.57	Average	neutral		
12	10.59	24.39	14.60	9.79	60.00	-35.61	QP	neutral		