

# Appendix C: Test Results of Radiated Spurious Emissions & Mains

## Conducted Emission Test

<CDD>

Band Edges, 4.5GHz ~ 5.15GHz

U-NII-1

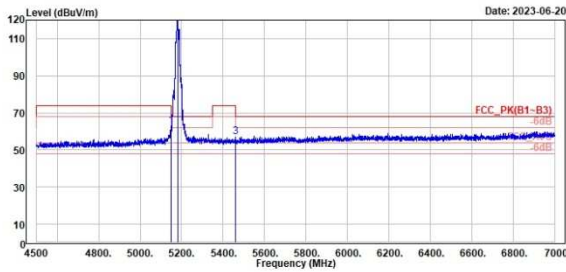
### 802.11a

#### CH 36 (Horizontal) Peak

#### CH 36 (Vertical) Peak



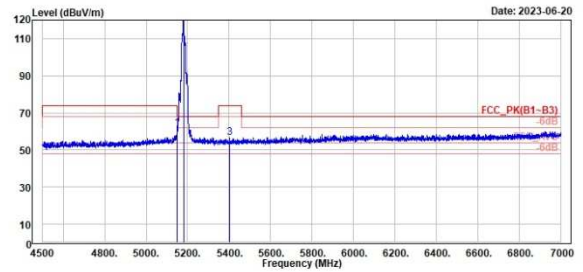
TUV Rheinland Taiwan Ltd.  
No. 438-18, Sec 2, Penfiao, Linkou Dist., New Taipei City 244, Taiwan(R.O.C.)  
Tel: +886-2172-1000 Fax: +886-2172-1322



1	2	3								
Read Level	Read Level	Read Level								
Factor	Factor	Factor								
Limit	Limit	Limit								
Over	Over	Over								
Line	Line	Line								
Limit	Limit	Limit								
APos	APos	APos								
TPos	TPos	TPos								
Remark	Remark	Remark								
Pol/Phase	Pol/Phase	Pol/Phase								
Note	Note	Note								
5149.00	63.08	28.19	42.89	74.00	-10.92	234	132	Peak	Horizontal	
5189.00	120.00	77.02	42.98	68.28	51.80	234	132	Peak	Horizontal	
5458.00	57.07	13.81	43.26	74.00	-16.93	234	132	Peak	Horizontal	



TUV Rheinland Taiwan Ltd.  
No. 438-18, Sec 2, Penfiao, Linkou Dist., New Taipei City 244, Taiwan(R.O.C.)  
Tel: +886-2172-1000 Fax: +886-2172-1322



1	2	3								
Read Level	Read Level	Read Level								
Factor	Factor	Factor								
Limit	Limit	Limit								
Over	Over	Over								
Line	Line	Line								
Limit	Limit	Limit								
APos	APos	APos								
TPos	TPos	TPos								
Remark	Remark	Remark								
Pol/Phase	Pol/Phase	Pol/Phase								
Note	Note	Note								
5149.00	61.48	18.59	42.89	74.00	-12.52	112	28	Peak	Vertical	
5189.00	120.35	77.37	42.98	68.28	52.15	112	28	Peak	Vertical	
5482.50	56.36	13.15	43.21	74.00	-17.64	112	28	Peak	Vertical	



802.11a

CH 40 (Horizontal) Peak

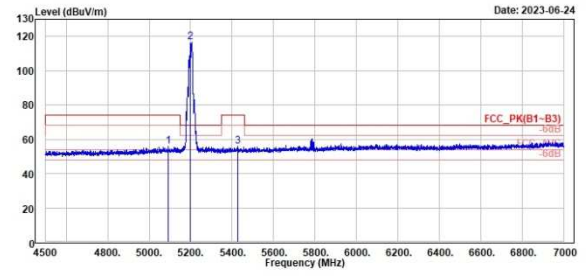
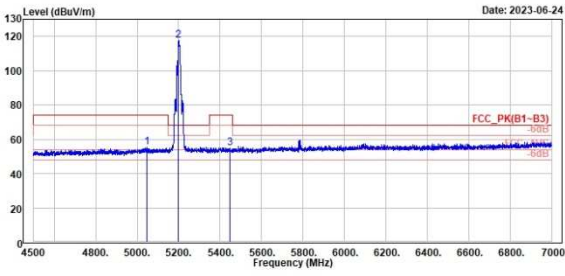
CH 40 (Vertical) Peak



TUV Rheinland Taiwan Ltd.  
No. 458-18, Sec 2, Fenliao, Linkou Dist., New Taipei City 244, Taiwan(R.O.C.)  
Tel: +886-2172-1000 Fax: +886-2172-1322



TUV Rheinland Taiwan Ltd.  
No. 458-18, Sec 2, Fenliao, Linkou Dist., New Taipei City 244, Taiwan(R.O.C.)  
Tel: +886-2172-1000 Fax: +886-2172-1322

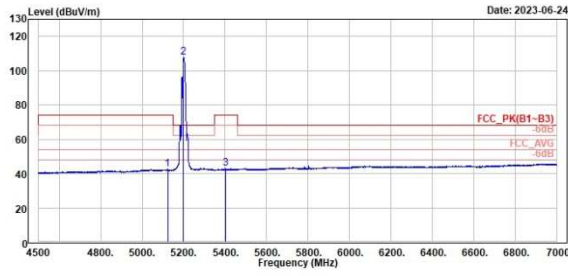


Peak	Freq (MHz)	Level (dBuV/m)	Read Level (dBuV)	Factor (dB/m)	Limit Line (dBuV/m)	Over Limit (dB)	APos (cm)	TPos (deg)	Remark	Pol/Phase	Note
1	5095.50	55.54	14.28	41.26	74.00	-18.46	286	285	Peak	Horizontal	
2 *	5298.00	117.87	76.21	41.66	68.20	48.67	286	285	Peak	Horizontal	
3	5449.50	54.91	12.79	42.12	74.00	-19.09	286	285	Peak	Horizontal	

Peak	Freq (MHz)	Level (dBuV/m)	Read Level (dBuV)	Factor (dB/m)	Limit Line (dBuV/m)	Over Limit (dB)	APos (cm)	TPos (deg)	Remark	Pol/Phase	Note
1	5098.50	55.98	14.68	41.30	74.00	-18.02	100	32	Peak	Vertical	
2 *	5298.00	116.49	74.83	41.66	68.20	48.29	100	32	Peak	Vertical	
3	5426.50	55.68	13.39	42.29	74.00	-18.32	100	32	Peak	Vertical	

**802.11a**
**CH 40 (Horizontal) Average**
**CH 40 (Vertical) Average**

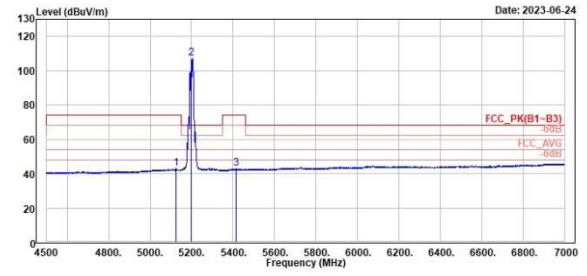

TÜV Rheinland Taiwan Ltd.  
 No. 458-18, Sec 2, Fenliao, Linkou Dist., New Taipei City 244, Taiwan(R.O.C.)  
 Tel: +886-2172-1000 Fax: +886-2172-1322



1	2	3
5122.58	5200.00	5402.00
42.42	107.63	42.86
1.06	65.97	0.39
41.36	41.66	42.47
54.00	54.00	54.00
-11.58	53.63	-11.14
286	286	286
285	285	285
Average	Average	Average
Horizontal	Horizontal	Horizontal



TÜV Rheinland Taiwan Ltd.  
 No. 458-18, Sec 2, Fenliao, Linkou Dist., New Taipei City 244, Taiwan(R.O.C.)  
 Tel: +886-2172-1000 Fax: +886-2172-1322



1	2	3
5124.50	5200.00	5413.50
42.88	107.12	42.78
1.51	65.46	0.39
41.37	41.66	42.39
54.00	54.00	54.00
-11.12	53.12	-11.22
100	100	100
32	32	32
Average	Average	Average
Vertical	Vertical	Vertical

802.11a

CH 48 (Horizontal) Peak

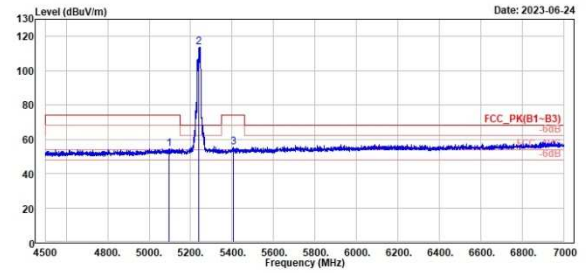
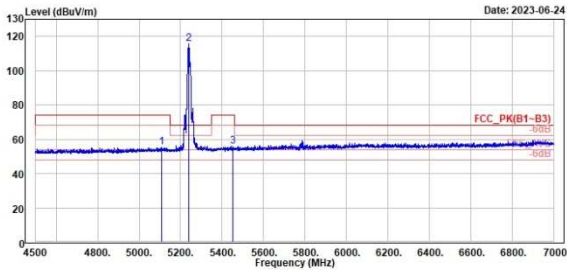
CH 48 (Vertical) Peak



TUV Rheinland Taiwan Ltd.  
No. 458-18, Sec 2, Fenliao, Linkou Dist., New Taipei City 244, Taiwan(R.O.C.)  
Tel: +886-2172-1000 Fax: +886-2172-1322



TUV Rheinland Taiwan Ltd.  
No. 458-18, Sec 2, Fenliao, Linkou Dist., New Taipei City 244, Taiwan(R.O.C.)  
Tel: +886-2172-1000 Fax: +886-2172-1322



Peak	Freq (MHz)	Level (dBuV/m)	Read Level (dBuV)	Factor (dB/m)	Limit Line (dBuV/m)	Over Limit (dB)	APos (cm)	TPos (deg)	Remark	Pol/Phase	Note
1	5187.00	55.19	13.87	41.32	74.00	-18.81	296	280	Peak	Horizontal	
2 *	5240.00	115.45	73.84	41.61	68.20	47.25	296	280	Peak	Horizontal	
3	5453.00	55.79	13.66	42.13	74.00	-18.21	296	280	Peak	Horizontal	

Peak	Freq (MHz)	Level (dBuV/m)	Read Level (dBuV)	Factor (dB/m)	Limit Line (dBuV/m)	Over Limit (dB)	APos (cm)	TPos (deg)	Remark	Pol/Phase	Note
1	5097.00	54.45	13.15	41.30	74.00	-19.55	100	34	Peak	Vertical	
2 *	5240.00	113.91	72.30	41.61	68.20	45.71	100	34	Peak	Vertical	
3	5406.00	55.16	12.72	42.44	74.00	-18.84	100	34	Peak	Vertical	

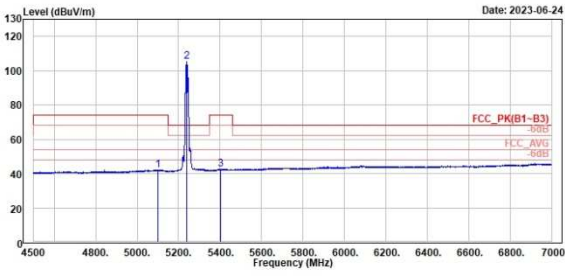
802.11a

CH 48 (Horizontal) Average

CH 48 (Vertical) Average



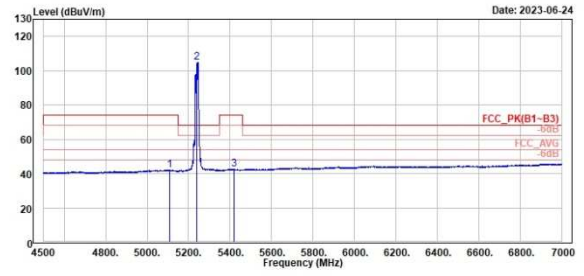
TUV Rheinland Taiwan Ltd.  
No. 458-18, Sec 2, Fenliao, Linkou Dist., New Taipei City 244, Taiwan(R.O.C.)  
Tel: +886-2172-1000 Fax: +886-2172-1322



1	2	3							
Freq	Level	Read	Limit	Over	APos	TPos	Remark	Pol/Phase	Note
MHz	dBuV/m	dBuV	dB/m	dBuV/m	dB	cm	deg		
5182.00	42.05	0.75	41.30	54.00	-11.95	296	280 Average	Horizontal	
5240.00	105.23	63.62	41.61	54.00	51.23	296	280 Average	Horizontal	
5404.50	42.65	0.20	42.45	54.00	-11.35	296	280 Average	Horizontal	



TUV Rheinland Taiwan Ltd.  
No. 458-18, Sec 2, Fenliao, Linkou Dist., New Taipei City 244, Taiwan(R.O.C.)  
Tel: +886-2172-1000 Fax: +886-2172-1322



1	2	3							
Freq	Level	Read	Limit	Over	APos	TPos	Remark	Pol/Phase	Note
MHz	dBuV/m	dBuV	dB/m	dBuV/m	dB	cm	deg		
5106.50	42.07	0.75	41.32	54.00	-11.93	100	34 Average	Vertical	
5240.00	104.94	63.33	41.61	54.00	50.94	100	34 Average	Vertical	
5419.50	42.59	0.25	42.34	54.00	-11.41	100	34 Average	Vertical	

802.11ax HE20

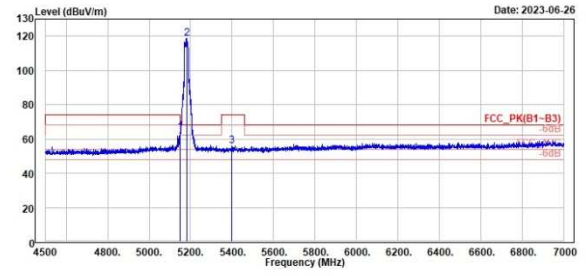
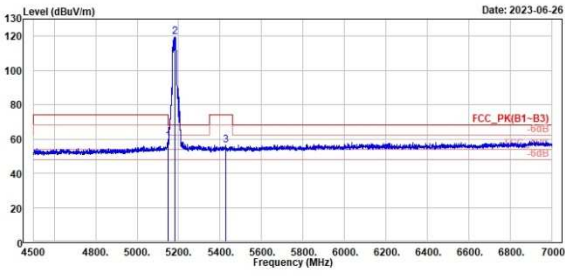
CH 36 (Horizontal) Peak

CH 36 (Vertical) Peak



TÜV Rheinland Taiwan Ltd.  
No. 458-18, Sec 2, Fenliao, Linkou Dist., New Taipei City 244, Taiwan(R.O.C.)  
Tel: +886-2172-1000 Fax: +886-2172-1322

TÜV Rheinland Taiwan Ltd.  
No. 458-18, Sec 2, Fenliao, Linkou Dist., New Taipei City 244, Taiwan(R.O.C.)  
Tel: +886-2172-1000 Fax: +886-2172-1322



Peak	Freq (MHz)	Level (dBuV/m)	Read Level (dBuV)	Factor (dB/m)	Limit Line (dBuV/m)	Over Limit (dB)	APos (cm)	TPos (deg)	Remark	Pol/Phase	Note
1	5149.58	58.59	17.16	41.43	74.00	-15.41	107	287	Peak	Horizontal	
2 *	5188.00	119.76	75.19	41.57	68.28	51.56	107	287	Peak	Horizontal	
3	5428.00	56.42	14.13	42.29	74.00	-17.58	107	287	Peak	Horizontal	

Peak	Freq (MHz)	Level (dBuV/m)	Read Level (dBuV)	Factor (dB/m)	Limit Line (dBuV/m)	Over Limit (dB)	APos (cm)	TPos (deg)	Remark	Pol/Phase	Note
1	5149.00	63.59	22.16	41.43	74.00	-10.41	100	159	Peak	Vertical	
2 *	5188.00	118.79	77.22	41.57	68.28	50.59	100	159	Peak	Vertical	
3	5397.00	56.10	13.65	42.45	74.00	-17.90	100	159	Peak	Vertical	

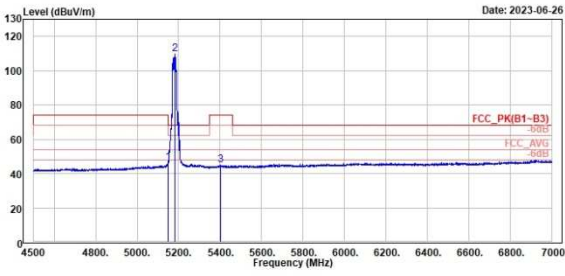
802.11ax HE20

CH 36 (Horizontal) Average

CH 36 (Vertical) Average



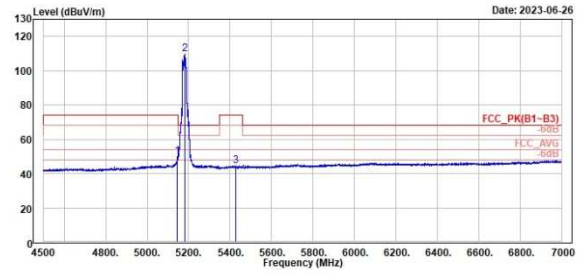
TUV Rheinland Taiwan Ltd.  
No. 458-18, Sec 2, Fenliao, Linkou Dist., New Taipei City 244, Taiwan(R.O.C.)  
Tel: +886-2172-1000 Fax: +886-2172-1322



1	2	3	Read Level	Level Factor	Limit Line	Over Limit	APos	TPos	Remark	Pol/Phase	Note
MHz	dBuV/m	dBuV	dB/m	dBuV/m	dB	cm	deg				
1	5150.00	46.63	5.20	41.43	54.00	-7.37	107	287	Average	Horizontal	
2	5180.00	109.57	60.00	41.57	54.00	55.57	107	287	Average	Horizontal	
3	5404.00	44.80	2.34	42.46	54.00	-9.20	107	287	Average	Horizontal	



TUV Rheinland Taiwan Ltd.  
No. 458-18, Sec 2, Fenliao, Linkou Dist., New Taipei City 244, Taiwan(R.O.C.)  
Tel: +886-2172-1000 Fax: +886-2172-1322



1	2	3	Read Level	Level Factor	Limit Line	Over Limit	APos	TPos	Remark	Pol/Phase	Note
MHz	dBuV/m	dBuV	dB/m	dBuV/m	dB	cm	deg				
1	5145.00	50.00	8.58	41.42	54.00	-4.00	100	159	Average	Vertical	
2	5180.00	109.58	60.01	41.57	54.00	55.58	100	159	Average	Vertical	
3	5426.00	44.55	2.26	42.29	54.00	-9.45	100	159	Average	Vertical	



802.11ax HE20

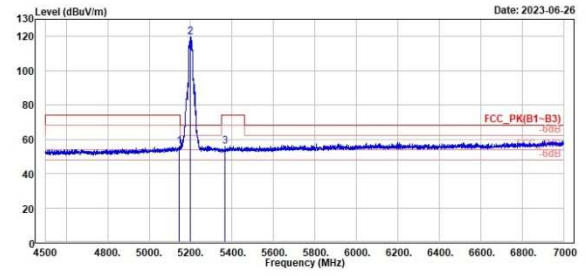
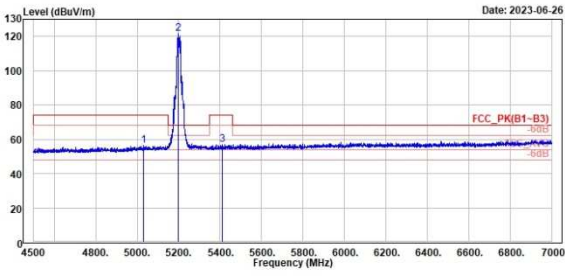
CH 40 (Horizontal) Peak

CH 40 (Vertical) Peak



TUV Rheinland Taiwan Ltd.  
No. 458-18, Sec 2, Fenliao, Linkou Dist., New Taipei City 244, Taiwan(R.O.C.)  
Tel: +886-2172-1000 Fax: +886-2172-1322

TUV Rheinland Taiwan Ltd.  
No. 458-18, Sec 2, Fenliao, Linkou Dist., New Taipei City 244, Taiwan(R.O.C.)  
Tel: +886-2172-1000 Fax: +886-2172-1322



Peak	Freq (MHz)	Level (dBuV/m)	Read Level (dBuV)	Factor (dB/m)	Limit Line (dBuV/m)	Over Limit (dB)	APos (cm)	TPos (deg)	Remark	Pol/Phase	Note
1	5838.58	56.34	15.12	41.22	74.00	-17.66	223	289	Peak	Horizontal	
2 *	5200.00	121.76	80.10	41.66	65.20	53.56	223	289	Peak	Horizontal	
3	5409.00	56.96	14.54	42.42	74.00	-17.04	223	289	Peak	Horizontal	

Peak	Freq (MHz)	Level (dBuV/m)	Read Level (dBuV)	Factor (dB/m)	Limit Line (dBuV/m)	Over Limit (dB)	APos (cm)	TPos (deg)	Remark	Pol/Phase	Note
1	5147.00	55.71	14.29	41.42	74.00	-18.29	100	66	Peak	Vertical	
2 *	5200.00	119.84	75.18	44.66	68.20	51.64	100	66	Peak	Vertical	
3	5366.00	55.80	13.81	41.99	74.00	-18.20	100	66	Peak	Vertical	

802.11ax HE20

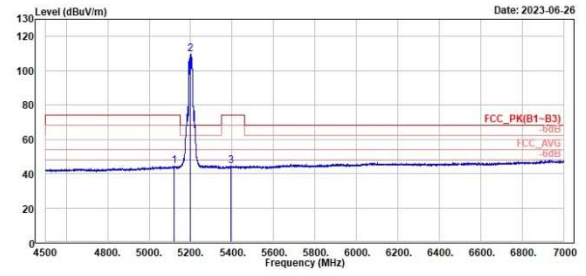
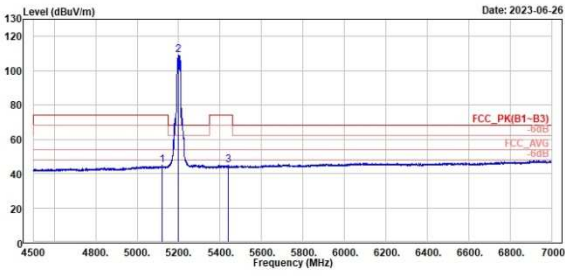
CH 40 (Horizontal) Average

CH 40 (Vertical) Average



TUV Rheinland Taiwan Ltd.  
No. 458-18, Sec 2, Fenliao, Linkou Dist., New Taipei City 244, Taiwan(R.O.C.)  
Tel: +886-2172-1000 Fax: +886-2172-1322

TUV Rheinland Taiwan Ltd.  
No. 458-18, Sec 2, Fenliao, Linkou Dist., New Taipei City 244, Taiwan(R.O.C.)  
Tel: +886-2172-1000 Fax: +886-2172-1322



1	2	3	Read Level	Level Factor	Limit Line	Over Limit	APos	TPos	Remark	Pol/Phase	Note
MHz	dBuV/m	dBuV	dB/m	dBuV/m	dB	cm	deg				
5120.00	44.78	3.43	41.35	54.00	-9.22	223	289	Average	Horizontal		
5200.00	109.33	67.67	41.66	54.00	55.33	223	289	Average	Horizontal		
5439.00	44.91	2.71	42.20	54.00	-9.09	223	289	Average	Horizontal		

1	2	3	Read Level	Level Factor	Limit Line	Over Limit	APos	TPos	Remark	Pol/Phase	Note
MHz	dBuV/m	dBuV	dB/m	dBuV/m	dB	cm	deg				
5122.00	44.55	3.19	41.36	54.00	-9.45	100	66	Average	Vertical		
5200.00	109.00	68.14	41.66	54.00	55.80	100	66	Average	Vertical		
5396.00	44.34	1.91	42.43	54.00	-9.66	100	66	Average	Vertical		

802.11ax HE20

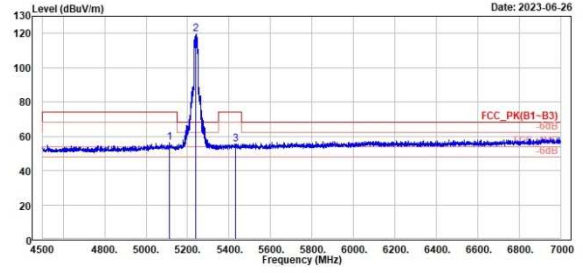
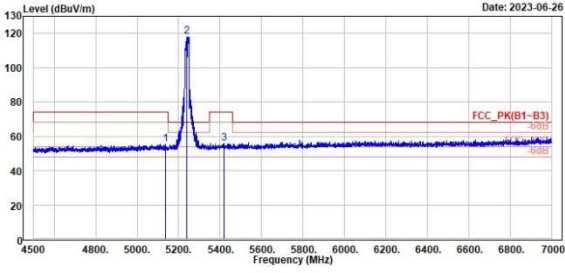
CH 48 (Horizontal) Peak

CH 48 (Vertical) Peak



TUV Rheinland Taiwan Ltd.  
No. 458-18, Sec 2, Fenliao, Linkou Dist., New Taipei City 244, Taiwan(R.O.C.)  
Tel: +886-2172-1000 Fax: +886-2172-1322

TUV Rheinland Taiwan Ltd.  
No. 458-18, Sec 2, Fenliao, Linkou Dist., New Taipei City 244, Taiwan(R.O.C.)  
Tel: +886-2172-1000 Fax: +886-2172-1322



Peak	Freq (MHz)	Level (dBuV/m)	Read Level (dBuV)	Factor (dB/m)	Limit Line (dBuV/m)	Over Limit (dB)	APos (cm)	TPos (deg)	Remark	Pol/Phase	Note
1	5137.00	55.19	13.80	41.39	74.00	-18.81	297	304	Peak	Horizontal	
2 *	5248.00	119.89	76.48	41.61	68.20	49.89	297	304	Peak	Horizontal	
3	5418.50	55.87	13.52	42.35	74.00	-18.13	297	304	Peak	Horizontal	

Peak	Freq (MHz)	Level (dBuV/m)	Read Level (dBuV)	Factor (dB/m)	Limit Line (dBuV/m)	Over Limit (dB)	APos (cm)	TPos (deg)	Remark	Pol/Phase	Note
1	5111.00	56.15	14.82	41.33	74.00	-17.85	113	39	Peak	Vertical	
2 *	5248.00	119.57	77.96	41.61	68.20	51.37	113	39	Peak	Vertical	
3	5433.00	55.38	13.13	42.25	74.00	-18.62	113	39	Peak	Vertical	

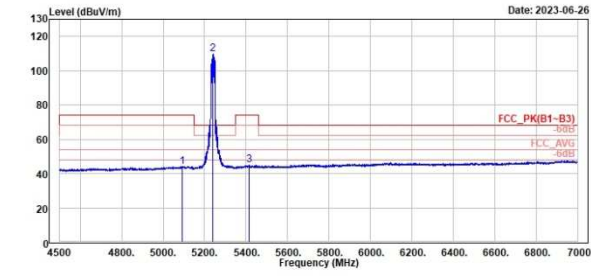
802.11ax HE20

CH 48 (Horizontal) Average

CH 48 (Vertical) Average



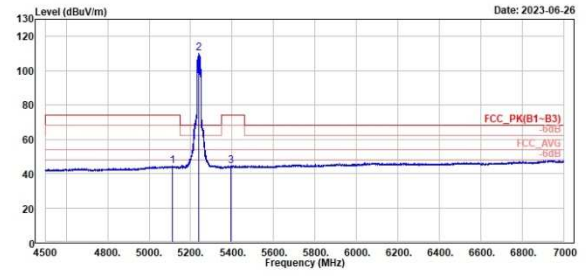
TUV Rheinland Taiwan Ltd.  
No. 458-18, Sec 2, Fenliao, Linkou Dist., New Taipei City 244, Taiwan(R.O.C.)  
Tel: +886-2172-1000 Fax: +886-2172-1322



Read	Level	Factor	Limit	Over	APos	TPos	Remark	Pol/Phase	Note
Freq	Level		Line	Limit					
MHz	dBuV/m	dBuV	dB/m	dBuV/m	dB	cm	deg		
1	5893.58	44.17	2.87	41.30	54.00	-9.83	297	304	Average Horizontal
2 *	5240.00	109.56	67.95	41.61	54.00	55.56	297	304	Average Horizontal
3	5414.50	45.07	2.69	42.38	54.00	-8.93	297	304	Average Horizontal



TUV Rheinland Taiwan Ltd.  
No. 458-18, Sec 2, Fenliao, Linkou Dist., New Taipei City 244, Taiwan(R.O.C.)  
Tel: +886-2172-1000 Fax: +886-2172-1322



Read	Level	Factor	Limit	Over	APos	TPos	Remark	Pol/Phase	Note
Freq	Level		Line	Limit					
MHz	dBuV/m	dBuV	dB/m	dBuV/m	dB	cm	deg		
1	5111.50	44.65	3.32	41.33	54.00	-9.35	113	39	Average Vertical
2 *	5240.00	110.01	69.40	41.61	54.00	56.01	113	39	Average Vertical
3	5396.00	44.56	2.13	42.43	54.00	-9.44	113	39	Average Vertical

802.11ax HE40

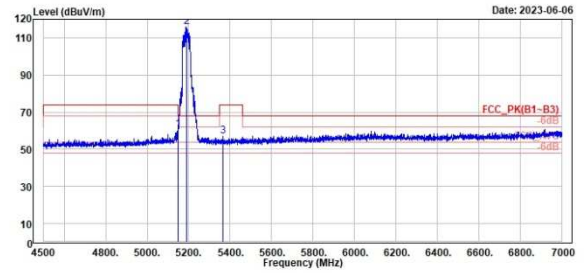
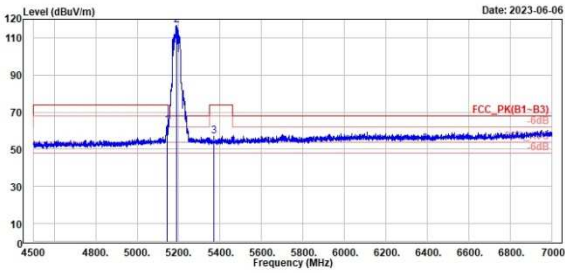
CH 38 (Horizontal) Peak

CH 38 (Vertical) Peak



TUV Rheinland Taiwan Ltd.  
No. 458-18, Sec 2, Fenliao, Linkou Dist., New Taipei City 244, Taiwan(R.O.C.)  
Tel: +886-2172-1000 Fax: +886-2172-1322

TUV Rheinland Taiwan Ltd.  
No. 458-18, Sec 2, Fenliao, Linkou Dist., New Taipei City 244, Taiwan(R.O.C.)  
Tel: +886-2172-1000 Fax: +886-2172-1322



Peak	Freq (MHz)	Level (dBuV/m)	Read Level (dBuV)	Factor (dB/m)	Limit Line (dBuV/m)	Over Limit (dB)	APos (cm)	TPos (deg)	Remark	Pol/Phase	Note
1	5146.58	62.84	19.97	42.87	74.00	-11.16	101	95	Peak	Horizontal	
2 *	5190.00	115.82	73.81	43.01	68.20	48.62	101	95	Peak	Horizontal	
3	5376.50	57.06	14.00	43.06	74.00	-16.94	101	95	Peak	Horizontal	

Peak	Freq (MHz)	Level (dBuV/m)	Read Level (dBuV)	Factor (dB/m)	Limit Line (dBuV/m)	Over Limit (dB)	APos (cm)	TPos (deg)	Remark	Pol/Phase	Note
1	5158.00	60.56	17.66	42.90	68.20	-7.64	100	34	Peak	Vertical	
2 *	5190.00	115.98	72.97	43.01	68.20	47.78	100	34	Peak	Vertical	
3	5364.00	56.83	13.79	43.04	74.00	-17.17	100	34	Peak	Vertical	

802.11ax HE40

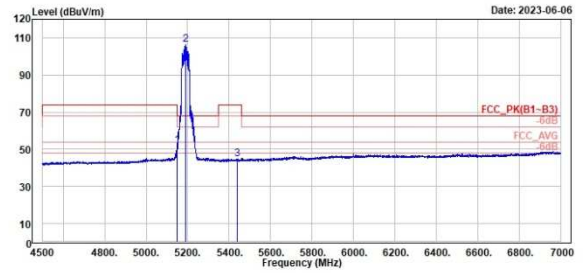
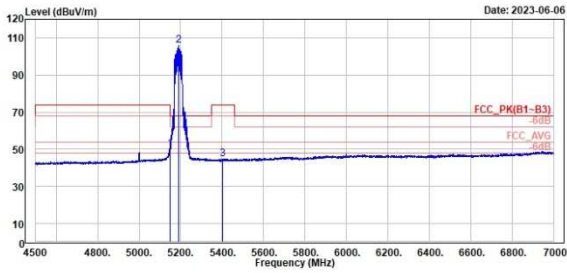
CH 38 (Horizontal) Average

CH 38 (Vertical) Average



TUV Rheinland Taiwan Ltd.  
No. 458-18, Sec 2, Fenliao, Linkou Dist., New Taipei City 244, Taiwan(R.O.C.)  
Tel: +886-2172-1000 Fax: +886-2172-1322

TUV Rheinland Taiwan Ltd.  
No. 458-18, Sec 2, Fenliao, Linkou Dist., New Taipei City 244, Taiwan(R.O.C.)  
Tel: +886-2172-1000 Fax: +886-2172-1322



Read	Level	Factor	Limit	Over	APos	TPos	Remark	Pol/Phase	Note
Freq	Level		Line	Limit					
MHz	dBuV/m	dBuV	dB/m	dBuV/m	dB	cm	deg		
1	5150.00	50.30	7.40	42.90	54.00	-3.70	101	95 Average	Horizontal
2	* 5190.00	105.75	62.74	43.01	54.00	51.75	101	95 Average	Horizontal
3	5403.50	44.92	1.71	43.21	54.00	-9.08	101	95 Average	Horizontal

Read	Level	Factor	Limit	Over	APos	TPos	Remark	Pol/Phase	Note
Freq	Level		Line	Limit					
MHz	dBuV/m	dBuV	dB/m	dBuV/m	dB	cm	deg		
1	5150.00	51.09	9.09	42.00	54.00	-2.01	100	34 Average	Vertical
2	* 5190.00	106.26	63.25	43.01	54.00	52.26	100	34 Average	Vertical
3	5403.50	44.74	1.50	43.24	54.00	-9.26	100	34 Average	Vertical

802.11ax HE40

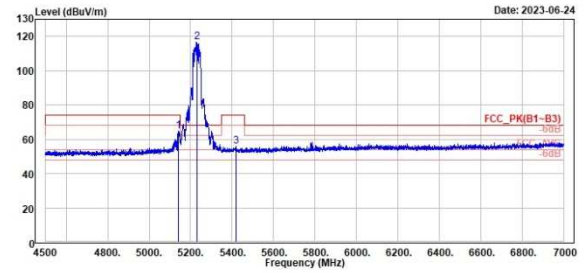
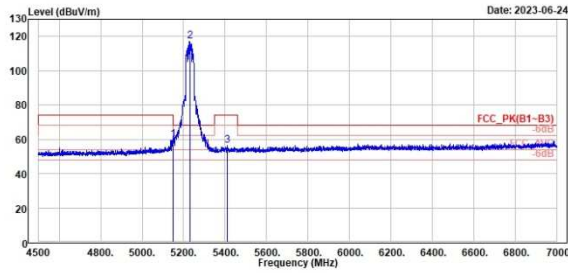
CH 46 (Horizontal) Peak

CH 46 (Vertical) Peak



TUV Rheinland Taiwan Ltd.  
No. 458-18, Sec 2, Fenliao, Linkou Dist., New Taipei City 244, Taiwan(R.O.C.)  
Tel: +886-2172-1000 Fax: +886-2172-1322

TUV Rheinland Taiwan Ltd.  
No. 458-18, Sec 2, Fenliao, Linkou Dist., New Taipei City 244, Taiwan(R.O.C.)  
Tel: +886-2172-1000 Fax: +886-2172-1322



1	2	3	Read Level	Level Factor	Limit Line	Over Limit	APos	TPos	Remark	Pol/Phase	Note
MHz	dBuV/m	dBuV	dB/m	dBuV/m	dB	cm	deg				
5150.00	59.95	18.52	41.43	68.20	-8.25	100	286	Peak	Horizontal		
5238.00	117.11	75.49	41.62	68.20	48.91	100	286	Peak	Horizontal		
5411.50	56.18	13.77	42.41	74.00	-17.82	100	286	Peak	Horizontal		

1	2	3	Read Level	Level Factor	Limit Line	Over Limit	APos	TPos	Remark	Pol/Phase	Note
MHz	dBuV/m	dBuV	dB/m	dBuV/m	dB	cm	deg				
5142.50	64.53	23.12	41.41	74.00	-9.47	100	75	Peak	Vertical		
5238.00	116.69	75.07	41.62	68.20	48.49	100	75	Peak	Vertical		
5428.00	55.71	13.37	42.34	74.00	-18.29	100	75	Peak	Vertical		

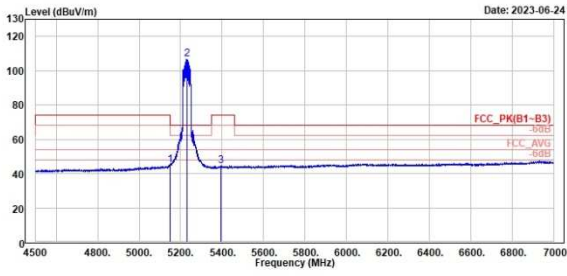
802.11ax HE40

CH 46 (Horizontal) Average

CH 46 (Vertical) Average



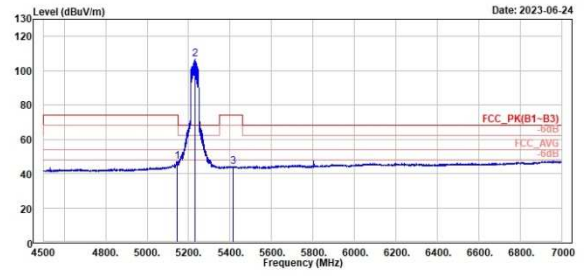
TUV Rheinland Taiwan Ltd.  
No. 458-18, Sec 2, Fenliao, Linkou Dist., New Taipei City 244, Taiwan(R.O.C.)  
Tel: +886-2172-1000 Fax: +886-2172-1322



1	2	3	Read Level	Level Factor	Limit Line	Over Limit	APos	TPos	Remark	Pol/Phase	Note
MHz	dBuV/m	dBuV	dB/m	dBuV/m	dB	cm	deg				
5150.00	44.93	3.50	41.43	54.00	-9.07	100	286	Average	Horizontal		
5230.00	105.91	65.29	41.62	54.00	52.91	100	286	Average	Horizontal		
5394.00	44.59	2.19	42.40	54.00	-9.41	100	286	Average	Horizontal		



TUV Rheinland Taiwan Ltd.  
No. 458-18, Sec 2, Fenliao, Linkou Dist., New Taipei City 244, Taiwan(R.O.C.)  
Tel: +886-2172-1000 Fax: +886-2172-1322



1	2	3	Read Level	Level Factor	Limit Line	Over Limit	APos	TPos	Remark	Pol/Phase	Note
MHz	dBuV/m	dBuV	dB/m	dBuV/m	dB	cm	deg				
5144.00	47.01	5.59	41.42	54.00	-6.99	100	75	Average	Vertical		
5230.00	100.74	65.12	41.62	54.00	52.74	100	75	Average	Vertical		
5415.50	44.18	1.80	42.38	54.00	-9.82	100	75	Average	Vertical		



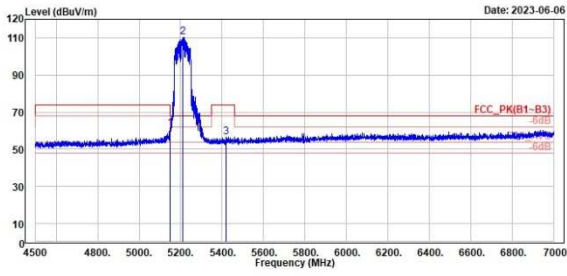
802.11ax HE80

CH 42 (Horizontal) Peak

CH 42 (Vertical) Peak



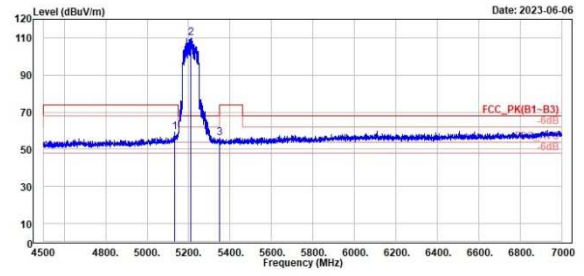
TUV Rheinland Taiwan Ltd.  
No. 458-18, Sec 2, Fenliao, Linkou Dist., New Taipei City 244, Taiwan(R.O.C.)  
Tel: +886-2172-1000 Fax: +886-2172-1322



Peak	Freq (MHz)	Level (dBuV/m)	Read Level (dBuV)	Factor (dB/m)	Limit Line (dBuV/m)	Over Limit (dB)	APos (cm)	TPos (deg)	Remark	Pol/Phase	Note
1	5150.00	61.00	18.10	42.90	68.20	-7.20	249	125	Peak	Horizontal	
2 *	5219.00	119.25	67.22	43.03	68.20	42.05	249	125	Peak	Horizontal	
3	5428.00	56.74	13.51	43.23	74.00	-17.26	249	125	Peak	Horizontal	



TUV Rheinland Taiwan Ltd.  
No. 458-18, Sec 2, Fenliao, Linkou Dist., New Taipei City 244, Taiwan(R.O.C.)  
Tel: +886-2172-1000 Fax: +886-2172-1322



Peak	Freq (MHz)	Level (dBuV/m)	Read Level (dBuV)	Factor (dB/m)	Limit Line (dBuV/m)	Over Limit (dB)	APos (cm)	TPos (deg)	Remark	Pol/Phase	Note
1	5133.00	59.21	16.43	42.78	74.00	-14.79	150	33	Peak	Vertical	
2 *	5219.00	119.12	67.09	43.03	68.20	41.92	150	33	Peak	Vertical	
3	5358.50	56.27	13.30	42.97	74.00	-17.73	150	33	Peak	Vertical	

802.11ax HE80

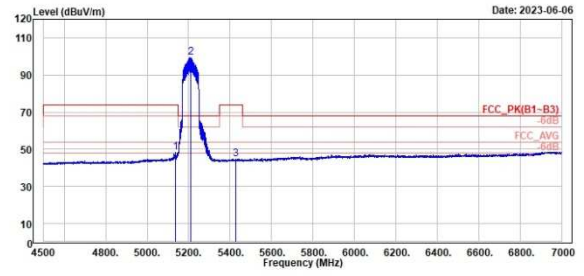
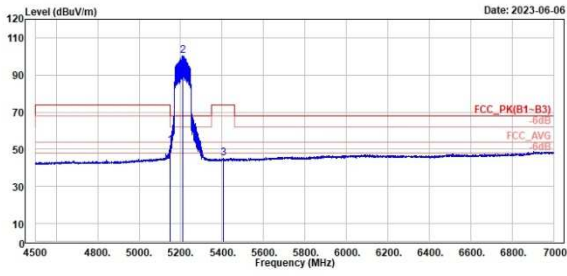
CH 42 (Horizontal) Average

CH 42 (Vertical) Average



TUV Rheinland Taiwan Ltd.  
No. 458-18, Sec 2, Fenliao, Linkou Dist., New Taipei City 244, Taiwan(R.O.C.)  
Tel: +886-2172-1000 Fax: +886-2172-1322

TUV Rheinland Taiwan Ltd.  
No. 458-18, Sec 2, Fenliao, Linkou Dist., New Taipei City 244, Taiwan(R.O.C.)  
Tel: +886-2172-1000 Fax: +886-2172-1322

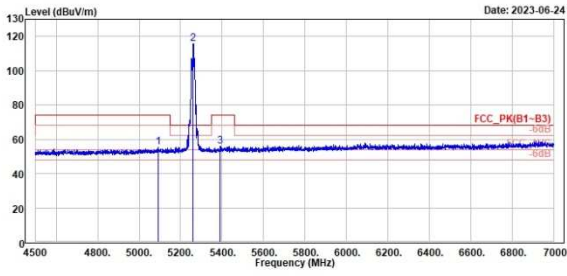


Read	Level	Factor	Limit	Over	APos	TPos	Remark	Pol/Phase	Note
Freq	Level		Line	Limit					
MHz	dBuV/m	dBuV	dB/m	dBuV/m	dB	cm	deg		
1	5150.00	52.02	9.12	42.90	54.00	-1.98	249	125	Average Horizontal
2	5219.00	100.44	57.41	43.03	54.00	46.44	249	125	Average Horizontal
3	5407.50	45.03	1.81	43.22	54.00	-8.97	249	125	Average Horizontal

Read	Level	Factor	Limit	Over	APos	TPos	Remark	Pol/Phase	Note
Freq	Level		Line	Limit					
MHz	dBuV/m	dBuV	dB/m	dBuV/m	dB	cm	deg		
1	5138.00	48.43	5.61	42.82	54.00	-5.57	150	33	Average Vertical
2	5219.00	99.61	56.58	43.03	54.00	45.61	150	33	Average Vertical
3	5427.00	44.83	1.60	43.23	54.00	-9.17	150	33	Average Vertical

**Band Edges, 5.35GHz**  
**U-NII-2A**
**802.11a**
**CH 52 (Horizontal) Peak**
**CH 52 (Vertical) Peak**

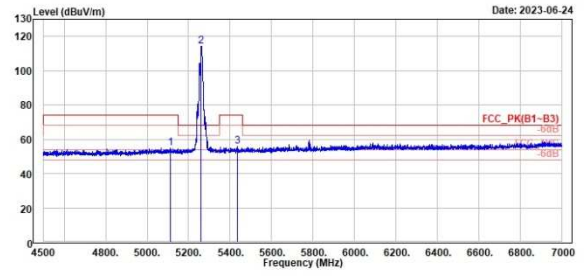

TÜV Rheinland Taiwan Ltd.  
 No. 458-18, Sec 2, Fenliao, Linkou Dist., New Taipei City 244, Taiwan(R.O.C.)  
 Tel: +886-2172-1000 Fax: +886-2172-1322



Peak	Freq (MHz)	Level (dBuV/m)	Read Level (dBuV)	Factor (dB/m)	Limit (dBuV/m)	Over Limit (dB)	APos (cm)	TPos (deg)	Remark	Pol/Phase	Note
1	5092.00	55.29	13.99	41.30	74.00	-18.71	243	302	Peak	Horizontal	
2 *	5269.00	115.71	74.03	41.68	68.20	47.51	243	302	Peak	Horizontal	
3	5391.50	55.89	13.53	42.36	74.00	-18.11	243	302	Peak	Horizontal	



TÜV Rheinland Taiwan Ltd.  
 No. 458-18, Sec 2, Fenliao, Linkou Dist., New Taipei City 244, Taiwan(R.O.C.)  
 Tel: +886-2172-1000 Fax: +886-2172-1322



Peak	Freq (MHz)	Level (dBuV/m)	Read Level (dBuV)	Factor (dB/m)	Limit (dBuV/m)	Over Limit (dB)	APos (cm)	TPos (deg)	Remark	Pol/Phase	Note
1	5114.00	55.07	13.73	41.34	74.00	-18.93	100	70	Peak	Vertical	
2 *	5269.00	114.17	72.49	41.68	68.20	45.97	100	70	Peak	Vertical	
3	5434.50	55.64	13.41	42.23	74.00	-18.36	100	70	Peak	Vertical	

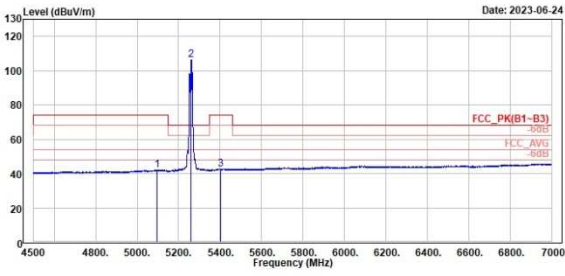
802.11a

CH 52 (Horizontal) Average

CH 52 (Vertical) Average



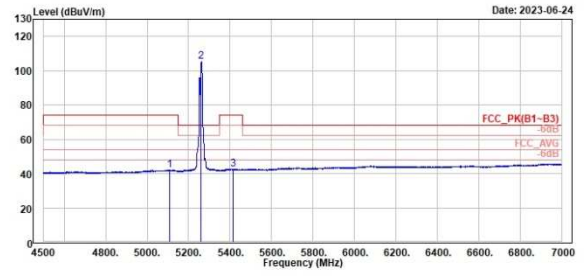
TUV Rheinland Taiwan Ltd.  
No. 458-18, Sec 2, Fenliao, Linkou Dist., New Taipei City 244, Taiwan(R.O.C.)  
Tel: +886-2172-1000 Fax: +886-2172-1322



1	2	3
5096.00	5268.00	5401.00
42.09	105.40	42.66
0.79	64.72	0.18
41.30	41.68	42.48
54.00	54.00	54.00
-11.91	52.40	-11.34
243	243	243
302	302	302
Average	Average	Average
Horizontal	Horizontal	Horizontal



TUV Rheinland Taiwan Ltd.  
No. 458-18, Sec 2, Fenliao, Linkou Dist., New Taipei City 244, Taiwan(R.O.C.)  
Tel: +886-2172-1000 Fax: +886-2172-1322



1	2	3
5109.50	5268.00	5415.50
41.04	105.05	42.73
0.61	63.37	0.35
41.33	41.68	42.38
54.00	54.00	54.00
-12.06	51.05	-11.27
100	100	100
70	70	70
Average	Average	Average
Vertical	Vertical	Vertical

802.11a

CH 60 (Horizontal) Peak

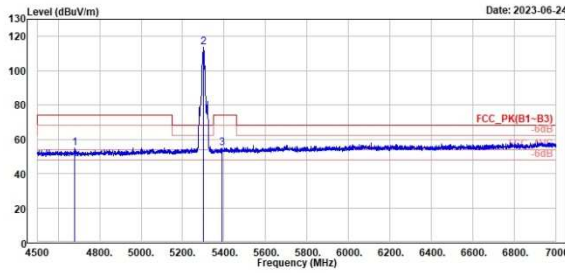
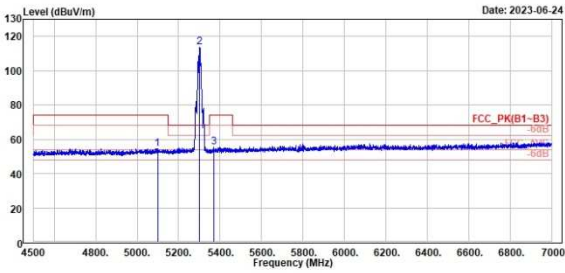
CH 60 (Vertical) Peak



TUV Rheinland Taiwan Ltd.  
No. 458-18, Sec 2, Fenliao, Linkou Dist., New Taipei City 244, Taiwan(R.O.C.)  
Tel: +886-2172-1000 Fax: +886-2172-1322



TUV Rheinland Taiwan Ltd.  
No. 458-18, Sec 2, Fenliao, Linkou Dist., New Taipei City 244, Taiwan(R.O.C.)  
Tel: +886-2172-1000 Fax: +886-2172-1322



Peak	Freq (MHz)	Level (dBuV/m)	Read Level (dBuV)	Factor (dB/m)	Limit Line (dBuV/m)	Over Limit (dB)	APos (cm)	TPos (deg)	Remark	Pol/Phase	Note
1	5098.00	54.50	13.20	41.30	74.00	-19.50	340	318	Peak	Horizontal	
2 *	5398.00	113.59	71.56	42.03	68.20	45.39	340	318	Peak	Horizontal	
3	5378.50	55.52	13.46	42.06	74.00	-18.48	340	318	Peak	Horizontal	

Peak	Freq (MHz)	Level (dBuV/m)	Read Level (dBuV)	Factor (dB/m)	Limit Line (dBuV/m)	Over Limit (dB)	APos (cm)	TPos (deg)	Remark	Pol/Phase	Note
1	4677.50	54.97	13.91	41.06	74.00	-19.03	100	92	Peak	Vertical	
2 *	5398.00	113.75	71.72	42.03	68.20	45.55	100	92	Peak	Vertical	
3	5391.00	55.01	12.66	42.35	74.00	-18.99	100	92	Peak	Vertical	

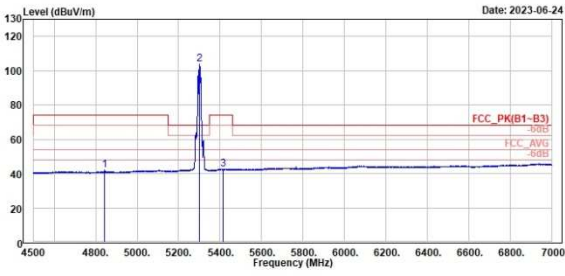
802.11a

CH 60 (Horizontal) Average

CH 60 (Vertical) Average



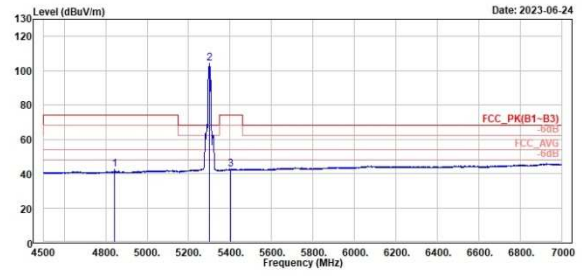
TUV Rheinland Taiwan Ltd.  
No. 458-18, Sec 2, Fenliao, Linkou Dist., New Taipei City 244, Taiwan(R.O.C.)  
Tel: +886-2172-1000 Fax: +886-2172-1322



1	2	3
4843.58	5300.00	5416.00
41.98	103.64	42.57
0.86	61.81	0.20
41.12	42.03	42.37
54.00	54.00	54.00
-12.02	49.04	-11.43
340	340	340
318	318	318
Average	Average	Average
Horizontal	Horizontal	Horizontal



TUV Rheinland Taiwan Ltd.  
No. 458-18, Sec 2, Fenliao, Linkou Dist., New Taipei City 244, Taiwan(R.O.C.)  
Tel: +886-2172-1000 Fax: +886-2172-1322



1	2	3
4844.00	5300.00	5404.50
42.56	104.37	42.75
1.44	62.34	0.30
41.12	42.03	42.45
54.00	54.00	54.00
-11.44	50.37	-11.25
100	100	100
92	92	92
Average	Average	Average
Vertical	Vertical	Vertical

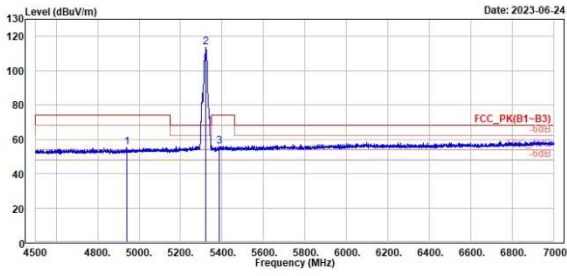
802.11a

CH 64 (Horizontal) Peak

CH 64 (Vertical) Peak



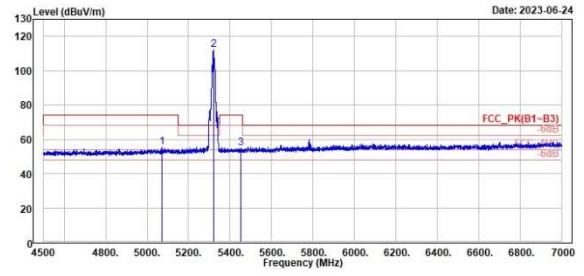
TÜV Rheinland Taiwan Ltd.  
No. 458-18, Sec 2, Fenliao, Linkou Dist., New Taipei City 244, Taiwan(R.O.C.)  
Tel: +886-2172-1000 Fax: +886-2172-1322



Peak	Freq (MHz)	Level (dBuV/m)	Read Level (dBuV)	Factor (dB/m)	Limit Line (dBuV/m)	Over Limit (dB)	APos (cm)	TPos (deg)	Remark	Pol/Phase	Note
1	4948.58	55.23	14.15	41.08	74.00	-18.77	100	111	Peak	Horizontal	
2 *	5328.00	113.53	71.61	41.92	68.20	45.33	100	111	Peak	Horizontal	
3	5386.00	56.10	13.82	42.28	74.00	-17.90	100	111	Peak	Horizontal	



TÜV Rheinland Taiwan Ltd.  
No. 458-18, Sec 2, Fenliao, Linkou Dist., New Taipei City 244, Taiwan(R.O.C.)  
Tel: +886-2172-1000 Fax: +886-2172-1322



Peak	Freq (MHz)	Level (dBuV/m)	Read Level (dBuV)	Factor (dB/m)	Limit Line (dBuV/m)	Over Limit (dB)	APos (cm)	TPos (deg)	Remark	Pol/Phase	Note
1	5870.50	55.35	14.07	41.28	74.00	-18.65	100	29	Peak	Vertical	
2 *	5328.00	112.07	70.15	41.92	68.20	43.87	100	29	Peak	Vertical	
3	5452.50	54.83	12.70	42.13	74.00	-19.17	100	29	Peak	Vertical	

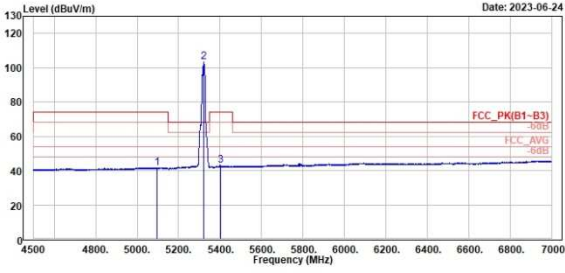
802.11a

CH 64 (Horizontal) Average

CH 64 (Vertical) Average



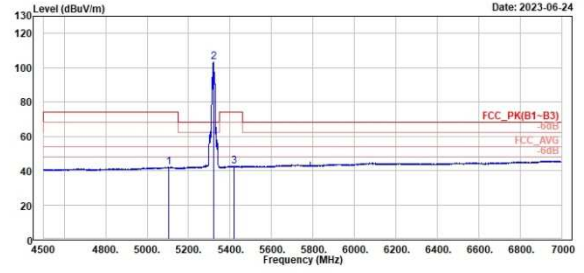
TUV Rheinland Taiwan Ltd.  
No. 458-18, Sec 2, Fenliao, Linkou Dist., New Taipei City 244, Taiwan(R.O.C.)  
Tel: +886-2172-1000 Fax: +886-2172-1322



1	2	3							
Freq	Level	Read	Limit	Over	APos	TPos	Remark	Pol/Phase	Note
MHz	dBuV/m	dBuV	dB/m	dBuV/m	dB	cm	deg		
5097.50	41.77	0.47	41.30	54.00	-12.23	100	111	Average	Horizontal
5320.00	103.08	61.16	41.92	54.00	49.08	100	111	Average	Horizontal
5401.50	42.85	0.37	42.48	54.00	-11.15	100	111	Average	Horizontal



TUV Rheinland Taiwan Ltd.  
No. 458-18, Sec 2, Fenliao, Linkou Dist., New Taipei City 244, Taiwan(R.O.C.)  
Tel: +886-2172-1000 Fax: +886-2172-1322



1	2	3							
Freq	Level	Read	Limit	Over	APos	TPos	Remark	Pol/Phase	Note
MHz	dBuV/m	dBuV	dB/m	dBuV/m	dB	cm	deg		
5104.50	42.14	0.83	41.31	54.00	-11.86	100	29	Average	Vertical
5320.00	103.08	61.16	41.92	54.00	49.08	100	29	Average	Vertical
5420.00	42.58	0.24	42.34	54.00	-11.42	100	29	Average	Vertical



802.11ax HE20

CH 52 (Horizontal) Peak

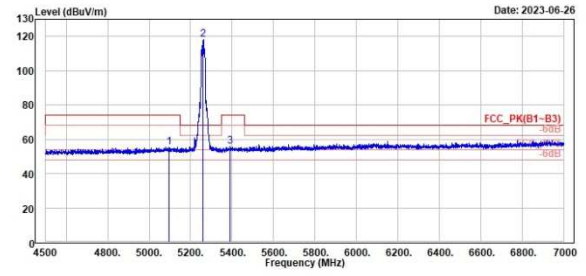
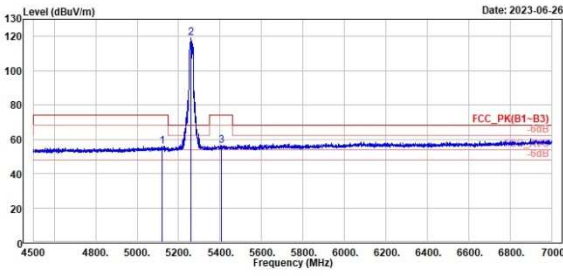
CH 52 (Vertical) Peak



TUV Rheinland Taiwan Ltd.  
No. 458-18, Sec 2, Fenliao, Linkou Dist., New Taipei City 244, Taiwan(R.O.C.)  
Tel: +886-2172-1000 Fax: +886-2172-1322



TUV Rheinland Taiwan Ltd.  
No. 458-18, Sec 2, Fenliao, Linkou Dist., New Taipei City 244, Taiwan(R.O.C.)  
Tel: +886-2172-1000 Fax: +886-2172-1322



Peak	Freq (MHz)	Level (dBuV/m)	Read Level (dBuV)	Factor (dB/m)	Limit (dBuV/m)	Over (dB)	APos (cm)	TPos (deg)	Remark	Pol/Phase	Note
1	5121.58	55.80	14.44	41.36	74.00	-18.20	244	110	Peak	Horizontal	
2 *	5259.00	119.96	77.28	41.68	69.29	50.76	244	110	Peak	Horizontal	
3	5496.50	56.22	13.78	42.44	74.00	-17.78	244	110	Peak	Horizontal	

Peak	Freq (MHz)	Level (dBuV/m)	Read Level (dBuV)	Factor (dB/m)	Limit (dBuV/m)	Over (dB)	APos (cm)	TPos (deg)	Remark	Pol/Phase	Note
1	5994.50	55.48	14.18	41.30	74.00	-18.60	100	174	Peak	Vertical	
2 *	5269.00	117.92	75.24	41.68	69.29	49.72	100	174	Peak	Vertical	
3	5390.00	55.85	13.51	42.34	74.00	-18.15	100	174	Peak	Vertical	

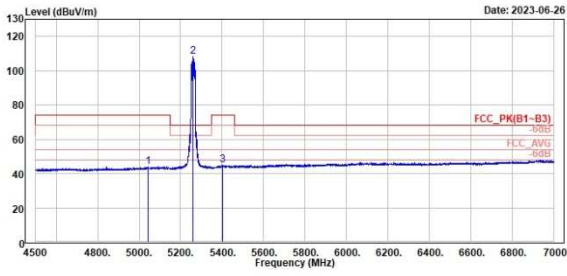
802.11ax HE20

CH 52 (Horizontal) Average

CH 52 (Vertical) Average



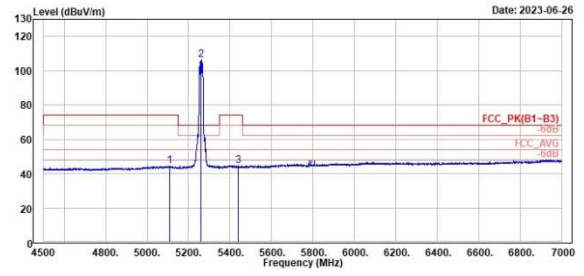
TUV Rheinland Taiwan Ltd.  
No. 458-18, Sec 2, Fenliao, Linkou Dist., New Taipei City 244, Taiwan(R.O.C.)  
Tel: +886-2172-1000 Fax: +886-2172-1322



1	2	3							
Freq	Level	Read	Limit	Over	APos	TPos	Remark	Pol/Phase	Note
MHz	dBuV/m	dBuV	dB/m	dBuV/m	dB	cm	deg		
5043.00	44.05	2.79	41.26	54.00	-9.95	244	110 Average	Horizontal	
5268.00	100.30	66.52	41.68	54.00	54.28	244	110 Average	Horizontal	
5403.00	44.80	2.33	42.47	54.00	-9.20	244	110 Average	Horizontal	



TUV Rheinland Taiwan Ltd.  
No. 458-18, Sec 2, Fenliao, Linkou Dist., New Taipei City 244, Taiwan(R.O.C.)  
Tel: +886-2172-1000 Fax: +886-2172-1322



1	2	3							
Freq	Level	Read	Limit	Over	APos	TPos	Remark	Pol/Phase	Note
MHz	dBuV/m	dBuV	dB/m	dBuV/m	dB	cm	deg		
5107.00	44.24	2.92	41.32	54.00	-9.76	100	174 Average	Vertical	
5268.00	106.03	64.35	41.68	54.00	52.03	100	174 Average	Vertical	
5439.50	44.56	2.37	42.19	54.00	-9.44	100	174 Average	Vertical	

802.11ax HE20

CH 60 (Horizontal) Peak

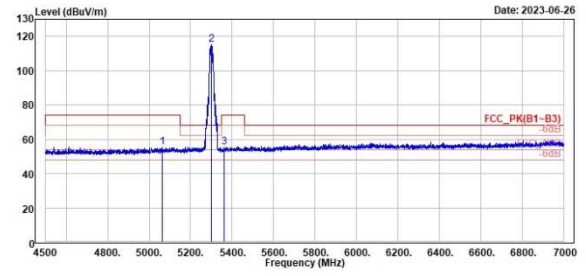
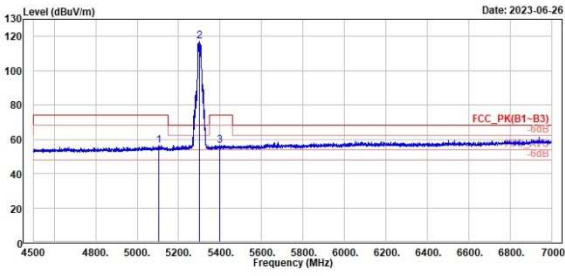
CH 60 (Vertical) Peak



TUV Rheinland Taiwan Ltd.  
No. 458-18, Sec 2, Fenliao, Linkou Dist., New Taipei City 244, Taiwan(R.O.C.)  
Tel: +886-2172-1000 Fax: +886-2172-1322



TUV Rheinland Taiwan Ltd.  
No. 458-18, Sec 2, Fenliao, Linkou Dist., New Taipei City 244, Taiwan(R.O.C.)  
Tel: +886-2172-1000 Fax: +886-2172-1322



Peak	Freq (MHz)	Level (dBuV/m)	Read Level (dBuV)	Factor (dB/m)	Limit (dBuV/m)	Over (dB)	APos (cm)	TPos (deg)	Remark	Pol/Phase	Note
1	5183.00	56.29	14.98	41.31	74.00	-17.71	238	109	Peak	Horizontal	
2 *	5390.00	117.34	75.31	42.03	65.29	49.14	238	109	Peak	Horizontal	
3	5397.50	56.31	13.85	42.46	74.00	-17.69	238	109	Peak	Horizontal	

Peak	Freq (MHz)	Level (dBuV/m)	Read Level (dBuV)	Factor (dB/m)	Limit (dBuV/m)	Over (dB)	APos (cm)	TPos (deg)	Remark	Pol/Phase	Note
1	5961.50	55.47	14.19	41.28	74.00	-18.53	100	75	Peak	Vertical	
2 *	5980.00	115.40	73.37	42.03	68.20	47.20	100	75	Peak	Vertical	
3	5360.50	55.43	13.52	41.91	74.00	-18.57	100	75	Peak	Vertical	

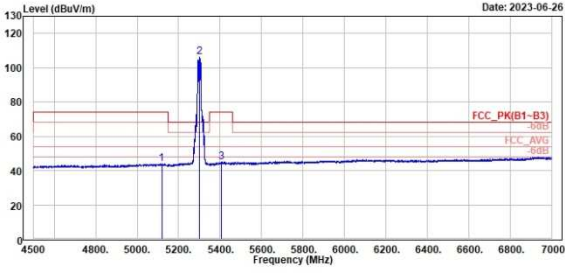
802.11ax HE20

CH 60 (Horizontal) Average

CH 60 (Vertical) Average



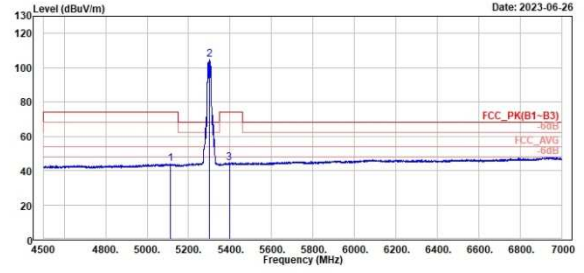
TUV Rheinland Taiwan Ltd.  
No. 458-18, Sec 2, Fenliao, Linkou Dist., New Taipei City 244, Taiwan(R.O.C.)  
Tel: +886-2172-1000 Fax: +886-2172-1322



1	2	3	Read Level	Level Factor	Limit Line	Over Limit	APos	TPos	Remark	Pol/Phase	Note
MHz	dBuV/m	dBuV	dB/m	dBuV/m	dB	cm	deg				
5118.50	43.89	2.54	41.35	54.00	-10.11	238	109	Average	Horizontal		
5398.00	106.24	64.21	42.03	54.00	52.24	238	109	Average	Horizontal		
5498.00	45.07	2.64	42.43	54.00	-8.93	238	109	Average	Horizontal		



TUV Rheinland Taiwan Ltd.  
No. 458-18, Sec 2, Fenliao, Linkou Dist., New Taipei City 244, Taiwan(R.O.C.)  
Tel: +886-2172-1000 Fax: +886-2172-1322



1	2	3	Read Level	Level Factor	Limit Line	Over Limit	APos	TPos	Remark	Pol/Phase	Note
MHz	dBuV/m	dBuV	dB/m	dBuV/m	dB	cm	deg				
5118.50	43.83	2.49	41.34	54.00	-10.17	100	75	Average	Vertical		
5398.00	104.65	62.62	42.03	54.00	50.65	100	75	Average	Vertical		
5398.50	44.43	1.99	42.44	54.00	-9.57	100	75	Average	Vertical		

802.11ax HE20

CH 64 (Horizontal) Peak

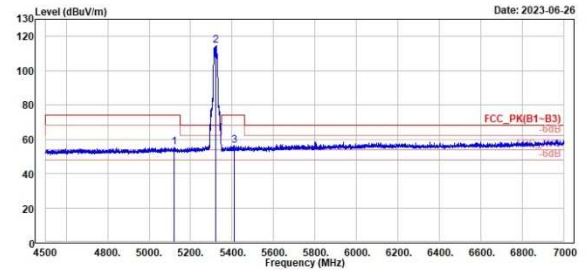
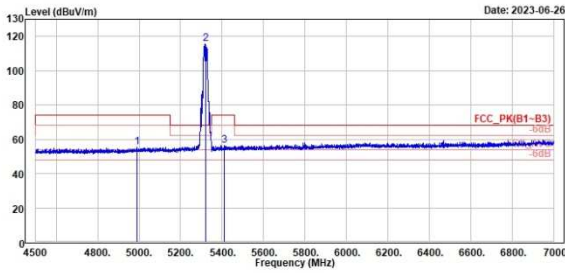
CH 64 (Vertical) Peak



TUV Rheinland Taiwan Ltd.  
No. 458-18, Sec 2, Fenliao, Linkou Dist., New Taipei City 244, Taiwan(R.O.C.)  
Tel: +886-2172-1000 Fax: +886-2172-1322



TUV Rheinland Taiwan Ltd.  
No. 458-18, Sec 2, Fenliao, Linkou Dist., New Taipei City 244, Taiwan(R.O.C.)  
Tel: +886-2172-1000 Fax: +886-2172-1322



Peak	Freq (MHz)	Level (dBuV/m)	Read Level (dBuV)	Factor (dB/m)	Limit (dBuV/m)	Over (dB)	APos (cm)	TPos (deg)	Remark	Pol/Phase	Note
1	4988.00	55.52	14.39	41.13	74.00	-18.48	219	111	Peak	Horizontal	
2 *	5320.00	115.68	73.76	41.92	68.20	47.48	219	111	Peak	Horizontal	
3	5411.50	56.39	13.98	42.41	74.00	-17.61	219	111	Peak	Horizontal	

Peak	Freq (MHz)	Level (dBuV/m)	Read Level (dBuV)	Factor (dB/m)	Limit (dBuV/m)	Over (dB)	APos (cm)	TPos (deg)	Remark	Pol/Phase	Note
1	5120.50	55.29	13.94	41.35	74.00	-18.71	100	88	Peak	Vertical	
2 *	5320.00	114.73	72.81	41.92	68.20	46.53	100	88	Peak	Vertical	
3	5409.00	56.18	13.76	42.42	74.00	-17.82	100	88	Peak	Vertical	

802.11ax HE20

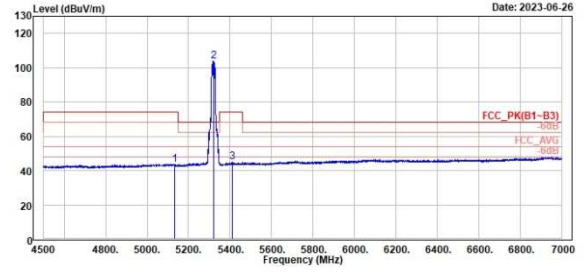
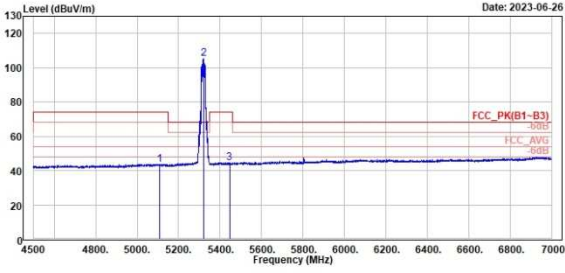
CH 64 (Horizontal) Average

CH 64 (Vertical) Average



TUV Rheinland Taiwan Ltd.  
No. 458-18, Sec 2, Fenliao, Linkou Dist., New Taipei City 244, Taiwan(R.O.C.)  
Tel: +886-2172-1000 Fax: +886-2172-1322

TUV Rheinland Taiwan Ltd.  
No. 458-18, Sec 2, Fenliao, Linkou Dist., New Taipei City 244, Taiwan(R.O.C.)  
Tel: +886-2172-1000 Fax: +886-2172-1322



1	2	3	Read Level	Level Factor	Limit Line	Over Limit	APos	TPos	Remark	Pol/Phase	Note
MHz	dBuV/m	dBuV	dB/m	dBuV/m	dB	cm	deg				
5188.58	43.73	2.40	41.33	54.00	-10.27	219	111	Average	Horizontal		
5320.00	105.07	63.15	41.92	54.00	51.07	219	111	Average	Horizontal		
5445.50	44.69	2.53	42.16	54.00	-9.31	219	111	Average	Horizontal		

1	2	3	Read Level	Level Factor	Limit Line	Over Limit	APos	TPos	Remark	Pol/Phase	Note
MHz	dBuV/m	dBuV	dB/m	dBuV/m	dB	cm	deg				
5134.00	43.66	2.27	41.39	54.00	-10.34	100	88	Average	Vertical		
5320.00	104.04	62.12	41.92	54.00	50.04	100	88	Average	Vertical		
5411.00	44.85	2.45	42.40	54.00	-9.15	100	88	Average	Vertical		

802.11ax HE40

CH 54 (Horizontal) Peak

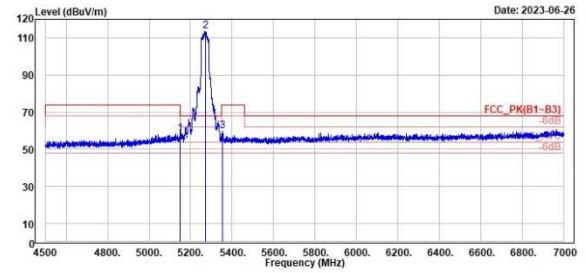
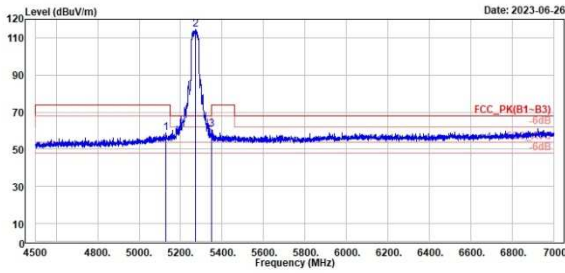
CH 54 (Vertical) Peak



TUV Rheinland Taiwan Ltd.  
No. 458-18, Sec 2, Fenliao, Linkou Dist., New Taipei City 244, Taiwan(R.O.C.)  
Tel: +886-2172-1000 Fax: +886-2172-1322

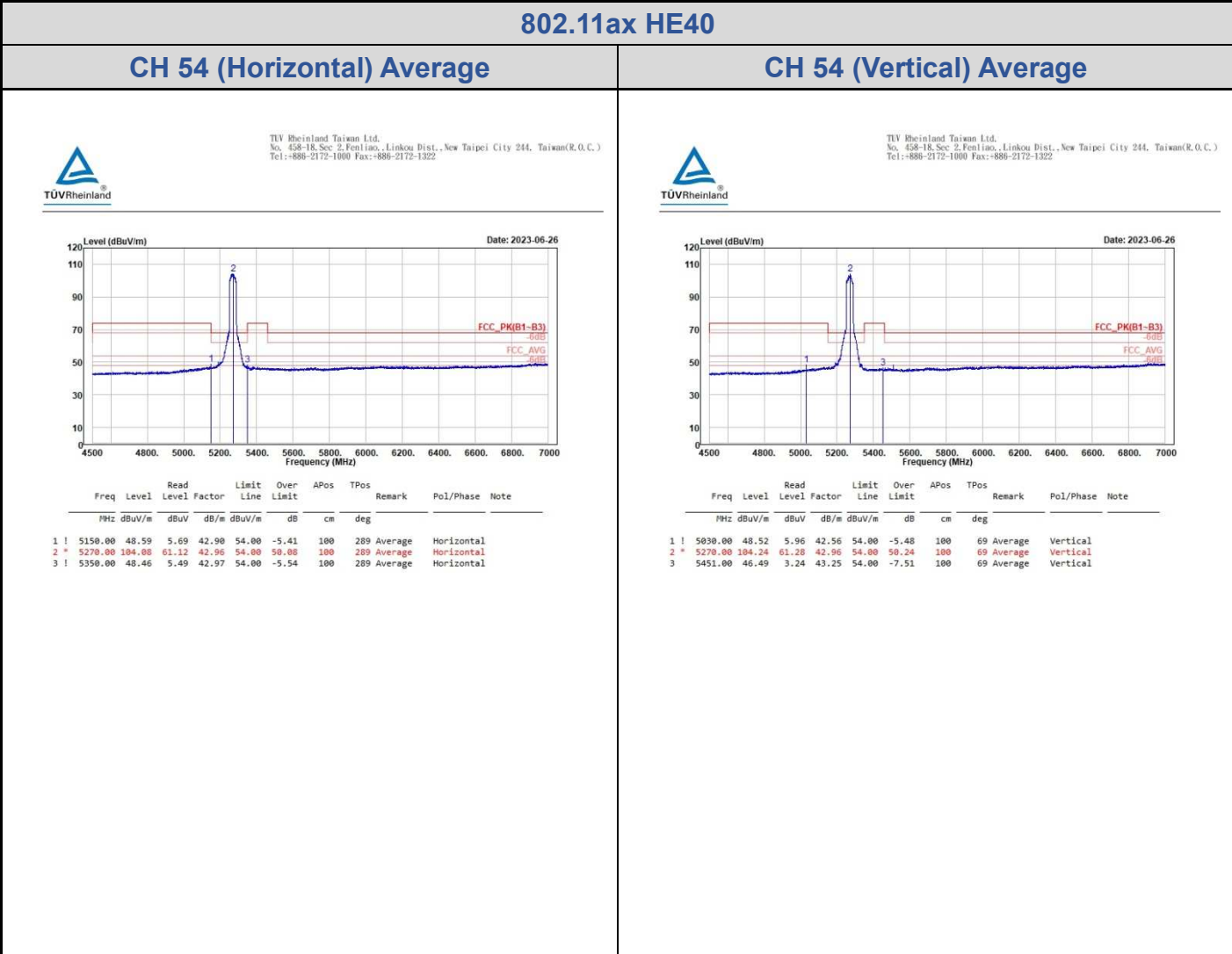


TUV Rheinland Taiwan Ltd.  
No. 458-18, Sec 2, Fenliao, Linkou Dist., New Taipei City 244, Taiwan(R.O.C.)  
Tel: +886-2172-1000 Fax: +886-2172-1322



Peak	Freq (MHz)	Level (dBuV/m)	Read Level (dBuV)	Factor (dB/m)	Limit Line (dBuV/m)	Over Limit (dB)	APos (cm)	TPos (deg)	Remark	Pol/Phase	Note
1	5130.00	58.89	16.13	42.76	74.00	-15.11	100	289	Peak	Horizontal	
2 *	5278.00	114.67	71.71	42.96	68.20	46.47	100	289	Peak	Horizontal	
3	5351.00	60.61	17.64	42.97	74.00	-13.39	100	289	Peak	Horizontal	

Peak	Freq (MHz)	Level (dBuV/m)	Read Level (dBuV)	Factor (dB/m)	Limit Line (dBuV/m)	Over Limit (dB)	APos (cm)	TPos (deg)	Remark	Pol/Phase	Note
1	5149.50	58.23	15.33	42.90	74.00	-15.77	100	69	Peak	Vertical	
2 *	5278.00	113.39	70.43	42.96	68.20	45.19	100	69	Peak	Vertical	
3	5352.50	59.60	16.62	42.98	74.00	-14.40	100	69	Peak	Vertical	





802.11ax HE40

CH 62 (Horizontal) Peak

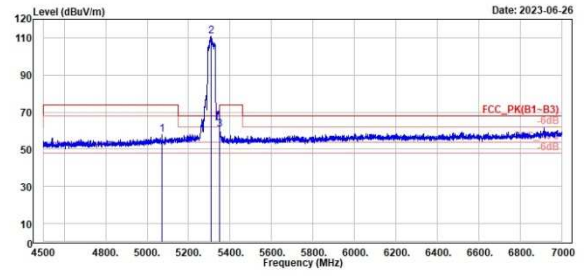
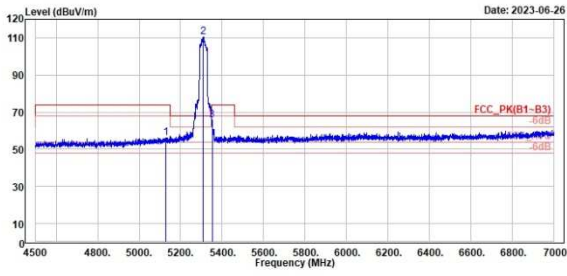
CH 62 (Vertical) Peak



TUV Rheinland Taiwan Ltd.  
No. 458-18, Sec 2, Fenliao, Linkou Dist., New Taipei City 244, Taiwan(R.O.C.)  
Tel: +886-2172-1000 Fax: +886-2172-1322



TUV Rheinland Taiwan Ltd.  
No. 458-18, Sec 2, Fenliao, Linkou Dist., New Taipei City 244, Taiwan(R.O.C.)  
Tel: +886-2172-1000 Fax: +886-2172-1322



Peak	Freq	Level	Read	Factor	Limit	Over	APos	TPos	Remark	Pol/Phase	Note
	MHz	dBuV/m	dBuV	dB/m	dBuV/m	dB	cm	deg			
1	5129.58	56.13	13.37	42.76	74.00	-17.87	100	318	Peak	Horizontal	
2 *	5318.00	119.28	67.35	42.93	68.20	42.08	100	318	Peak	Horizontal	
3	5351.50	65.63	22.65	42.98	74.00	-8.37	100	318	Peak	Horizontal	

Peak	Freq	Level	Read	Factor	Limit	Over	APos	TPos	Remark	Pol/Phase	Note
	MHz	dBuV/m	dBuV	dB/m	dBuV/m	dB	cm	deg			
1	5878.50	57.88	15.29	42.59	74.00	-16.12	100	36	Peak	Vertical	
2 *	5318.00	111.03	69.10	42.93	68.20	42.83	100	36	Peak	Vertical	
3	5358.00	60.91	17.94	42.97	68.20	-7.29	100	36	Peak	Vertical	

802.11ax HE40

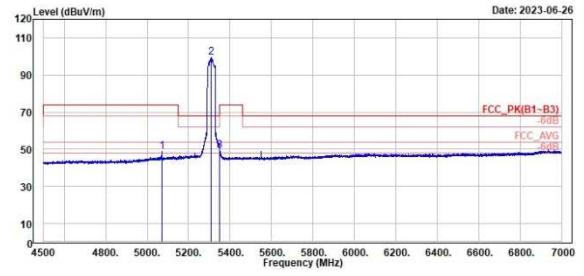
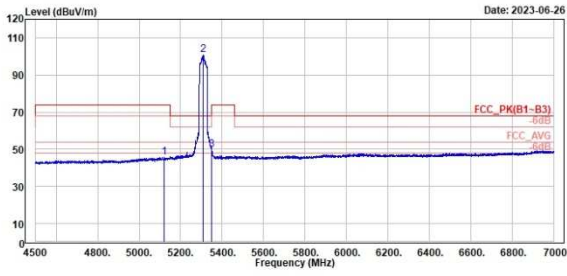
CH 62 (Horizontal) Average

CH 62 (Vertical) Average



TUV Rheinland Taiwan Ltd.  
No. 458-18, Sec 2, Fenliao, Linkou Dist., New Taipei City 244, Taiwan(R.O.C.)  
Tel: +886-2172-1000 Fax: +886-2172-1322

TUV Rheinland Taiwan Ltd.  
No. 458-18, Sec 2, Fenliao, Linkou Dist., New Taipei City 244, Taiwan(R.O.C.)  
Tel: +886-2172-1000 Fax: +886-2172-1322



Freq	Level	Read Level	Factor	Limit Line	Over Limit	APos	TPos	Remark	Pol/Phase	Note
MHz	dBuV/m	dBuV	dB/m	dBuV/m	dB	cm	deg			
1	5120.58	45.59	2.90	42.69	54.00	-8.41	100	318 Average	Horizontal	
2 *	5318.00	100.72	57.79	42.93	54.00	46.72	100	318 Average	Horizontal	
3 !	5358.50	49.81	6.84	42.97	54.00	-4.19	100	318 Average	Horizontal	

Freq	Level	Read Level	Factor	Limit Line	Over Limit	APos	TPos	Remark	Pol/Phase	Note
MHz	dBuV/m	dBuV	dB/m	dBuV/m	dB	cm	deg			
1 !	5878.00	48.88	6.39	42.59	54.00	-5.02	100	36 Average	Vertical	
2 *	5318.00	99.65	56.72	42.93	54.00	45.65	100	36 Average	Vertical	
3 !	5358.00	49.29	6.32	42.97	54.00	-4.71	100	36 Average	Vertical	

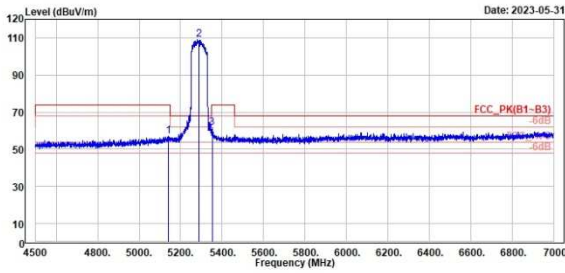
802.11ax HE80

CH 58 (Horizontal) Peak

CH 58 (Vertical) Peak



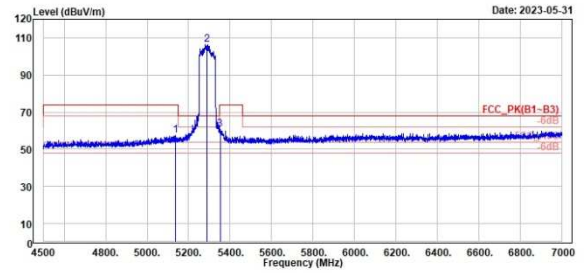
TUV Rheinland Taiwan Ltd.  
No. 438-18, Sec 2, Fenliao, Linkou Dist., New Taipei City 244, Taiwan(R.O.C.)  
Tel: +886-2172-1000 Fax: +886-2172-1322



1	2	3	Read Level	Level Factor	Limit Line	Over Limit	APos	TPos	Remark	Pol/Phase	Note
MHz	dBuV/m	dBuV	dB/m	dBuV/m	dB	cm	deg				
5142.58	57.11	14.26	42.85	74.00	-16.89	278	136	Peak	Horizontal		
5290.00	109.26	66.32	42.94	68.20	-41.06	278	136	Peak	Horizontal		
5351.50	61.73	18.75	42.98	74.00	-12.27	278	136	Peak	Horizontal		



TUV Rheinland Taiwan Ltd.  
No. 438-18, Sec 2, Fenliao, Linkou Dist., New Taipei City 244, Taiwan(R.O.C.)  
Tel: +886-2172-1000 Fax: +886-2172-1322



1	2	3	Read Level	Level Factor	Limit Line	Over Limit	APos	TPos	Remark	Pol/Phase	Note
MHz	dBuV/m	dBuV	dB/m	dBuV/m	dB	cm	deg				
5138.50	57.29	14.47	42.82	74.00	-16.71	118	168	Peak	Vertical		
5290.00	100.46	63.52	42.94	68.20	-30.26	118	168	Peak	Vertical		
5351.50	60.00	17.82	42.98	74.00	-13.20	118	168	Peak	Vertical		

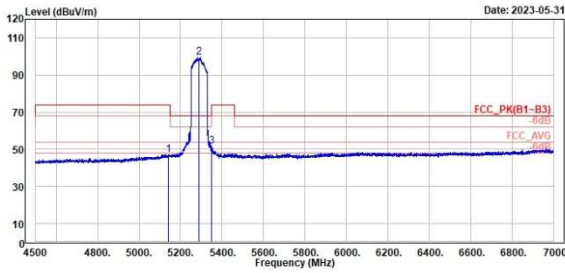
802.11ax HE80

CH 58 (Horizontal) Average

CH 58 (Vertical) Average



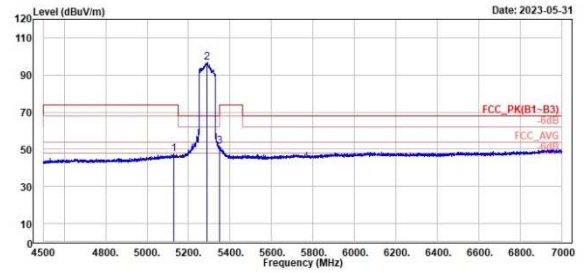
TUV Rheinland Taiwan Ltd.  
No. 458-18, Sec 2, Fenliao, Linkou Dist., New Taipei City 244, Taiwan(R.O.C.)  
Tel: +886-2172-1000 Fax: +886-2172-1322



Read	Level	Factor	Limit	Over	APos	TPos	Remark	Pol/Phase	Note
MHz	dBuV/m	dBuV	dB/m	dBuV/m	dB	cm	deg		
1	5142.58	47.09	4.24	42.85	54.00	-6.91	278	136 Average	Horizontal
2 *	5290.00	99.69	56.75	42.94	54.00	45.69	278	136 Average	Horizontal
3 !	5351.00	51.59	8.62	42.97	54.00	-2.41	278	136 Average	Horizontal



TUV Rheinland Taiwan Ltd.  
No. 458-18, Sec 2, Fenliao, Linkou Dist., New Taipei City 244, Taiwan(R.O.C.)  
Tel: +886-2172-1000 Fax: +886-2172-1322



Read	Level	Factor	Limit	Over	APos	TPos	Remark	Pol/Phase	Note
MHz	dBuV/m	dBuV	dB/m	dBuV/m	dB	cm	deg		
1	5130.00	47.26	4.58	42.76	54.00	-6.74	118	168 Average	Vertical
2 *	5290.00	96.51	53.57	42.94	54.00	42.51	118	168 Average	Vertical
3 !	5350.50	51.63	8.66	42.97	54.00	-2.37	118	168 Average	Vertical

802.11ax HE160

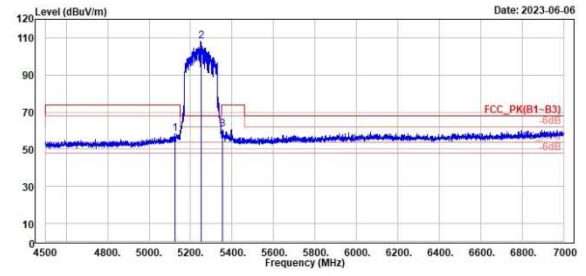
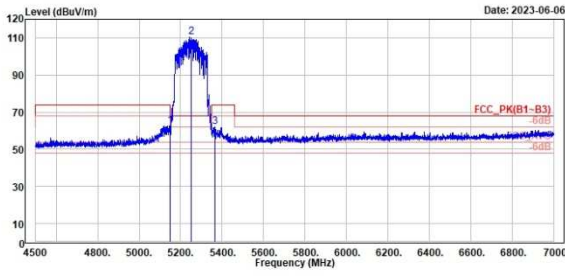
CH 50 (Horizontal) Peak

CH 50 (Vertical) Peak



TUV Rheinland Taiwan Ltd.  
No. 458-18, Sec 2, Fenliao, Linkou Dist., New Taipei City 244, Taiwan(R.O.C.)  
Tel: +886-2172-1000 Fax: +886-2172-1322

TUV Rheinland Taiwan Ltd.  
No. 458-18, Sec 2, Fenliao, Linkou Dist., New Taipei City 244, Taiwan(R.O.C.)  
Tel: +886-2172-1000 Fax: +886-2172-1322



Peak	Freq (MHz)	Level (dBuV/m)	Read Level (dBuV)	Factor (dB/m)	Limit Line (dBuV/m)	Over Limit (dB)	APos (cm)	TPos (deg)	Remark	Pol/Phase	Note
1	5149.00	62.56	19.67	42.89	74.00	-11.44	281	136	Peak	Horizontal	
2 *	5258.00	119.38	67.40	42.98	68.20	42.18	281	136	Peak	Horizontal	
3	5364.00	62.24	19.20	43.04	74.00	-11.76	281	136	Peak	Horizontal	

Peak	Freq (MHz)	Level (dBuV/m)	Read Level (dBuV)	Factor (dB/m)	Limit Line (dBuV/m)	Over Limit (dB)	APos (cm)	TPos (deg)	Remark	Pol/Phase	Note
1	5126.50	58.30	15.56	42.74	74.00	-15.70	275	10	Peak	Vertical	
2 *	5258.00	100.01	65.03	42.98	68.20	39.81	275	10	Peak	Vertical	
3	5353.50	60.59	17.61	42.98	74.00	-13.41	275	10	Peak	Vertical	

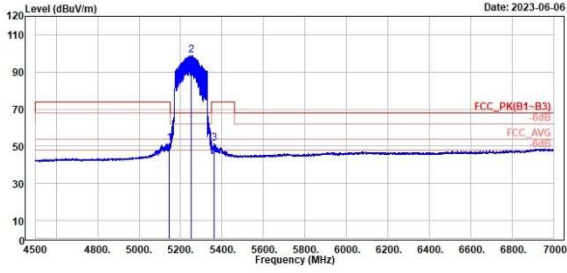
802.11ax HE160

CH 50 (Horizontal) Average

CH 50 (Vertical) Average



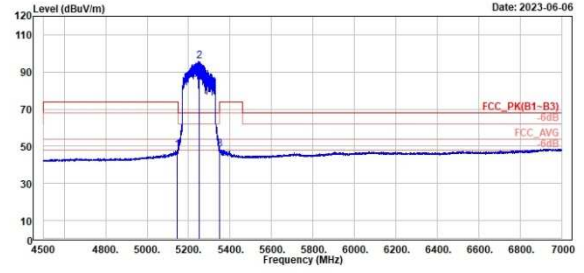
TUV Rheinland Taiwan Ltd.  
No. 458-18, Sec 2, Fenliao, Linkou Dist., New Taipei City 244, Taiwan(R.O.C.)  
Tel: +886-2172-1000 Fax: +886-2172-1322



Read	Level	Factor	Limit	Over	APos	TPos	Remark	Pol/Phase	Note
MHz	dBuV/m	dBuV	dB/m	dBuV/m	dB	cm	deg		
1	5143.50	51.74	8.89	42.85	54.00	-2.26	281	136	Average Horizontal
2	5250.00	99.08	56.10	42.98	54.00	45.08	281	136	Average Horizontal
3	5363.50	51.36	8.33	43.03	54.00	-2.64	281	136	Average Horizontal



TUV Rheinland Taiwan Ltd.  
No. 458-18, Sec 2, Fenliao, Linkou Dist., New Taipei City 244, Taiwan(R.O.C.)  
Tel: +886-2172-1000 Fax: +886-2172-1322



Read	Level	Factor	Limit	Over	APos	TPos	Remark	Pol/Phase	Note
MHz	dBuV/m	dBuV	dB/m	dBuV/m	dB	cm	deg		
1	5145.50	48.06	5.20	42.86	54.00	-5.94	275	10	Average Vertical
2	5250.00	99.71	52.73	42.98	54.00	41.71	275	10	Average Vertical
3	5351.00	48.21	5.24	42.97	54.00	-5.79	275	10	Average Vertical

Band Edges, 5.3GHz ~ 5.47GHz, 5.725GHz  
U-NII-2C

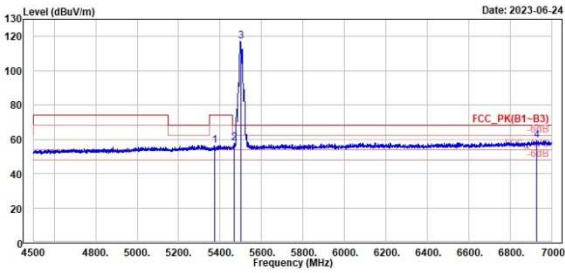
802.11a

CH 100 (Horizontal) Peak

CH 100 (Vertical) Peak



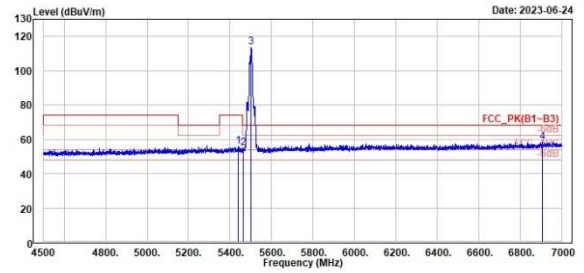
TUV Rheinland Taiwan Ltd.  
No. 458-18, Sec 2, Fenliao, Linkou Dist., New Taipei City 244, Taiwan(R.O.C.)  
Tel: +886-2172-1000 Fax: +886-2172-1322



	Freq	Level	Read	Limit	Over	APos	TPos	Remark	Pol/Phase	Note
	MHz	dBuV/m	dBuV	dB/m	dBuV/m	dB	cm	deg		
1	5373.50	56.57	14.47	42.10	74.00	-17.43	227	316 Peak	Horizontal	
2	5467.00	57.93	15.73	42.20	68.20	-10.27	227	316 Peak	Horizontal	
3 *	5508.00	117.15	74.80	42.35	68.20	48.95	227	316 Peak	Horizontal	
4	6926.00	59.53	15.78	43.75	68.20	-8.67	227	316 Peak	Horizontal	



TUV Rheinland Taiwan Ltd.  
No. 458-18, Sec 2, Fenliao, Linkou Dist., New Taipei City 244, Taiwan(R.O.C.)  
Tel: +886-2172-1000 Fax: +886-2172-1322



	Freq	Level	Read	Limit	Over	APos	TPos	Remark	Pol/Phase	Note
	MHz	dBuV/m	dBuV	dB/m	dBuV/m	dB	cm	deg		
1	5448.00	55.61	13.42	42.19	74.00	-18.39	100	90 Peak	Vertical	
2	5465.00	55.07	12.88	42.19	68.20	-13.13	100	90 Peak	Vertical	
3 *	5508.00	113.53	71.18	42.35	68.20	45.33	100	90 Peak	Vertical	
4	6907.50	58.53	14.83	43.70	68.20	-9.67	100	90 Peak	Vertical	

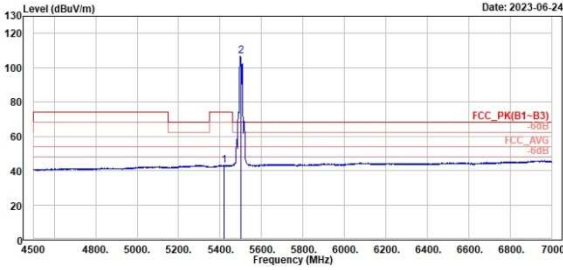
802.11a

CH 100 (Horizontal) Average

CH 100 (Vertical) Average



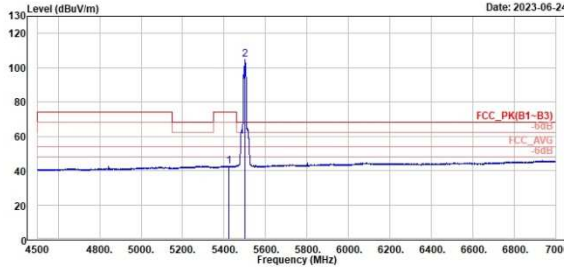
TUV Rheinland Taiwan Ltd.  
No. 458-18, Sec 2, Fenliao, Linkou Dist., New Taipei City 244, Taiwan(R.O.C.)  
Tel: +886-2172-1000 Fax: +886-2172-1322



1	2	3	4	5	6	7	8	9	10	11	12	13	14	15	16	17	18	19	20
MHz	Level	Read	Level	Factor	Limit	Over	APos	TPos	Remark	Pol/Phase	Note								
MHz	dBuV/m	dBuV	dB/m	dB/m	dBuV/m	dB	cm	deg											
5417.58	43.19	0.83	42.36	54.00	-10.81	227	316	Average	Horizontal										
5500.00	106.54	64.19	42.35	54.00	52.54	227	316	Average	Horizontal										



TUV Rheinland Taiwan Ltd.  
No. 458-18, Sec 2, Fenliao, Linkou Dist., New Taipei City 244, Taiwan(R.O.C.)  
Tel: +886-2172-1000 Fax: +886-2172-1322



1	2	3	4	5	6	7	8	9	10	11	12	13	14	15	16	17	18	19	20
MHz	Level	Read	Level	Factor	Limit	Over	APos	TPos	Remark	Pol/Phase	Note								
MHz	dBuV/m	dBuV	dB/m	dB/m	dBuV/m	dB	cm	deg											
5423.50	42.63	0.32	42.31	54.00	-11.37	100	90	Average	Vertical										
5500.00	104.68	62.33	42.35	54.00	50.68	100	90	Average	Vertical										



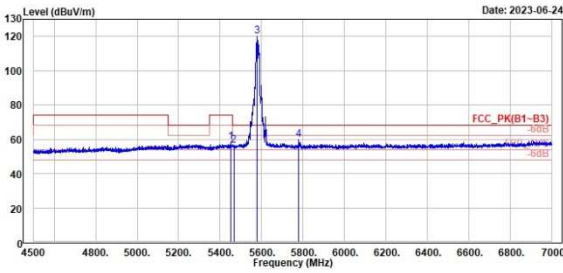
802.11a

CH 116 (Horizontal) Peak

CH 116 (Vertical) Peak



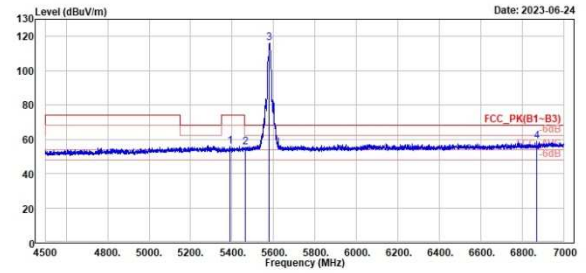
TUV Rheinland Taiwan Ltd.  
No. 458-18, Sec 2, Fenliao, Linkou Dist., New Taipei City 244, Taiwan(R.O.C.)  
Tel: +886-2172-1000 Fax: +886-2172-1322



Peak	Freq (MHz)	Level (dBuV/m)	Read Level (dBuV)	Factor (dB/m)	Limit Line (dBuV/m)	Over Limit (dB)	APos (cm)	TPos (deg)	Remark	Pol/Phase	Note
1	5458.58	58.08	15.96	42.12	74.00	-15.92	218	317	Peak	Horizontal	
2	5466.00	55.46	14.27	42.19	68.20	-11.74	218	317	Peak	Horizontal	
3 *	5588.00	120.17	77.93	42.24	68.20	51.97	218	317	Peak	Horizontal	
4	5788.00	59.86	17.18	42.68	68.20	-8.34	218	317	Peak	Horizontal	



TUV Rheinland Taiwan Ltd.  
No. 458-18, Sec 2, Fenliao, Linkou Dist., New Taipei City 244, Taiwan(R.O.C.)  
Tel: +886-2172-1000 Fax: +886-2172-1322



Peak	Freq (MHz)	Level (dBuV/m)	Read Level (dBuV)	Factor (dB/m)	Limit Line (dBuV/m)	Over Limit (dB)	APos (cm)	TPos (deg)	Remark	Pol/Phase	Note
1	5389.00	56.09	13.76	42.33	74.00	-17.91	100	91	Peak	Vertical	
2	5464.00	55.27	13.08	42.19	68.20	-12.93	100	91	Peak	Vertical	
3 *	5588.00	116.35	74.11	42.24	68.20	48.15	100	91	Peak	Vertical	
4	6878.50	58.89	15.17	43.72	68.20	-9.31	100	91	Peak	Vertical	

802.11a

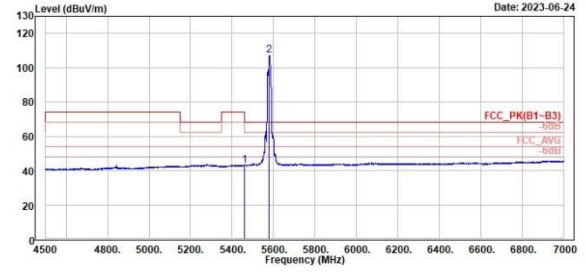
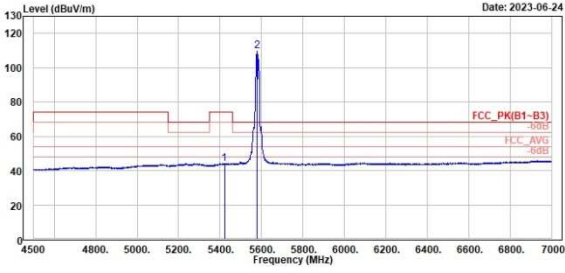
CH 116 (Horizontal) Average

CH 116 (Vertical) Average



TUV Rheinland Taiwan Ltd.  
No. 458-18, Sec 2, Fenliao, Linkou Dist., New Taipei City 244, Taiwan(R.O.C.)  
Tel: +886-2172-1000 Fax: +886-2172-1322

TUV Rheinland Taiwan Ltd.  
No. 458-18, Sec 2, Fenliao, Linkou Dist., New Taipei City 244, Taiwan(R.O.C.)  
Tel: +886-2172-1000 Fax: +886-2172-1322



1	2	3	4	5	6	7	8	9	10	11	12	13	14	15	16	17	18	19	20
1	2	3	4	5	6	7	8	9	10	11	12	13	14	15	16	17	18	19	20
MHz	Level	Read	Level	Factor	Limit	Over	APos	TPos	Remark	Pol/Phase	Note								
MHz	dBuV/m	dBuV	dB/m	dB/m	dBuV/m	dB	cm	deg											
5421.00	44.20	1.87	42.33	54.00	-9.80	218	317	Average	Horizontal										
5580.00	109.93	67.69	42.24	54.00	55.93	218	317	Average	Horizontal										

1	2	3	4	5	6	7	8	9	10	11	12	13	14	15	16	17	18	19	20
1	2	3	4	5	6	7	8	9	10	11	12	13	14	15	16	17	18	19	20
MHz	Level	Read	Level	Factor	Limit	Over	APos	TPos	Remark	Pol/Phase	Note								
MHz	dBuV/m	dBuV	dB/m	dB/m	dBuV/m	dB	cm	deg											
5459.50	43.13	0.97	42.16	54.00	-10.87	100	91	Average	Vertical										
5580.00	107.38	65.14	42.24	54.00	53.38	100	91	Average	Vertical										

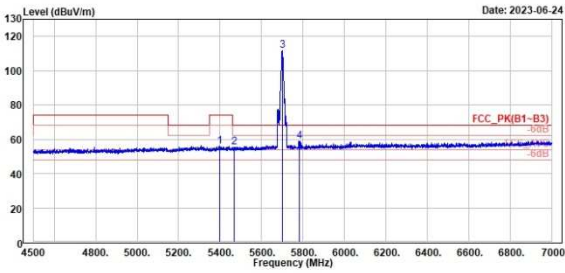
802.11a

CH 140 (Horizontal) Peak

CH 140 (Vertical) Peak



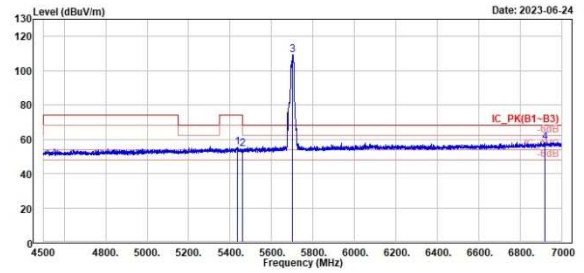
TUV Rheinland Taiwan Ltd.  
No. 458-18, Sec 2, Fenliao, Linkou Dist., New Taipei City 244, Taiwan(R.O.C.)  
Tel: +886-2172-1000 Fax: +886-2172-1322



	Read	Limit	Over	APos	TPos	Remark	Pol/Phase	Note
1	Level	Line	Limit	cm	deg			
MHz	dBuV/m	dBuV	dB/m	dBuV/m	dB			
1	5398.00	56.00	13.54	42.46	74.00	-18.00	267	292 Peak Horizontal
2	5468.50	55.22	13.02	42.20	68.20	-12.98	267	292 Peak Horizontal
3 *	5708.00	111.94	69.57	42.37	68.20	43.74	267	292 Peak Horizontal
4	5781.00	59.04	16.36	42.68	68.20	-9.16	267	292 Peak Horizontal



TUV Rheinland Taiwan Ltd.  
No. 458-18, Sec 2, Fenliao, Linkou Dist., New Taipei City 244, Taiwan(R.O.C.)  
Tel: +886-2172-1000 Fax: +886-2172-1322



	Read	Limit	Over	APos	TPos	Remark	Pol/Phase	Note
1	Level	Line	Limit	cm	deg			
MHz	dBuV/m	dBuV	dB/m	dBuV/m	dB			
1	5433.50	55.37	13.13	42.24	74.00	-18.63	100	93 Peak Vertical
2	5461.00	54.44	12.27	42.17	68.20	-13.76	100	93 Peak Vertical
3 *	5708.00	109.14	66.77	42.37	68.20	40.94	100	93 Peak Vertical
4	6919.00	58.25	14.52	43.73	68.20	-9.95	100	93 Peak Vertical

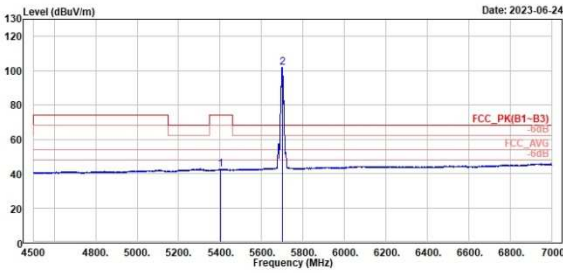
802.11a

CH 140 (Horizontal) Average

CH 140 (Vertical) Average



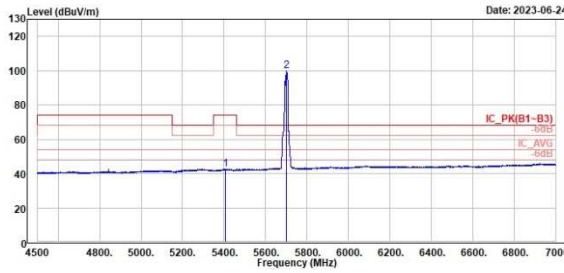
TUV Rheinland Taiwan Ltd.  
No. 458-18, Sec 2, Fenliao, Linkou Dist., New Taipei City 244, Taiwan(R.O.C.)  
Tel: +886-2172-1000 Fax: +886-2172-1322



Read	Limit	Over	APos	TPos	Remark	Pol/Phase	Note				
Freq	Level	Level	Factor	Line	Limit	dB	cm	deg			
MHz	dBuV/m	dBuV	dB/m	dBuV/m	dB						
1	5481.58	42.61	0.13	42.48	54.00	-11.39	267	292	Average	Horizontal	
2 *	5780.00	101.82	59.45	42.37	54.00	47.82	267	292	Average	Horizontal	



TUV Rheinland Taiwan Ltd.  
No. 458-18, Sec 2, Fenliao, Linkou Dist., New Taipei City 244, Taiwan(R.O.C.)  
Tel: +886-2172-1000 Fax: +886-2172-1322



Read	Limit	Over	APos	TPos	Remark	Pol/Phase	Note				
Freq	Level	Level	Factor	Line	Limit	dB	cm	deg			
MHz	dBuV/m	dBuV	dB/m	dBuV/m	dB						
1	5488.50	42.53	0.11	42.42	54.00	-11.47	100	93	Average	Vertical	
2 *	5780.00	99.77	57.40	42.37	54.00	45.77	100	93	Average	Vertical	

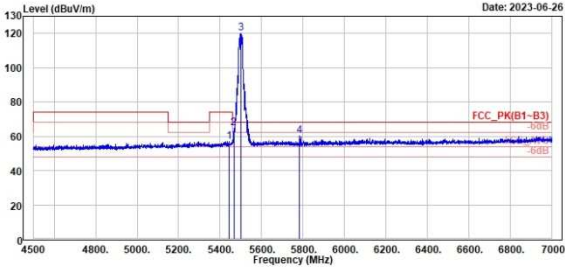
802.11ax HE20

CH 100 (Horizontal) Peak

CH 100 (Vertical) Peak



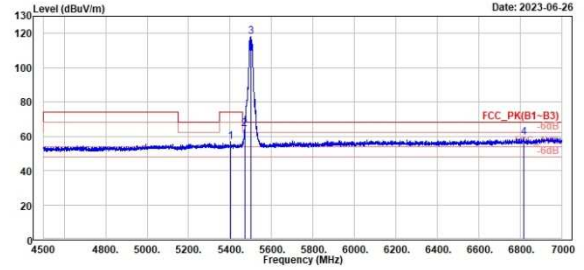
TÜV Rheinland Taiwan Ltd.  
No. 458-18, Sec 2, Fenliao, Linkou Dist., New Taipei City 244, Taiwan(R.O.C.)  
Tel: +886-2172-1000 Fax: +886-2172-1322



	Freq	Level	Read	Limit	Over	APos	TPos	Remark	Pol/Phase	Note
	MHz	dBuV/m	dBuV	dB/m	dBuV/m	dB	cm	deg		
1	5443.00	56.76	14.59	42.17	74.00	-17.24	249	314 Peak	Horizontal	
2	5466.00	64.72	22.53	42.19	68.20	-3.48	249	314 Peak	Horizontal	
3	5508.00	120.30	77.95	42.35	68.20	52.10	249	314 Peak	Horizontal	
4	5783.00	60.07	17.37	42.70	68.20	-8.13	249	314 Peak	Horizontal	



TÜV Rheinland Taiwan Ltd.  
No. 458-18, Sec 2, Fenliao, Linkou Dist., New Taipei City 244, Taiwan(R.O.C.)  
Tel: +886-2172-1000 Fax: +886-2172-1322



	Freq	Level	Read	Limit	Over	APos	TPos	Remark	Pol/Phase	Note
	MHz	dBuV/m	dBuV	dB/m	dBuV/m	dB	cm	deg		
1	5402.00	56.67	14.20	42.47	74.00	-17.33	100	89 Peak	Vertical	
2	5470.00	64.04	21.83	42.21	68.20	-4.16	100	89 Peak	Vertical	
3	5508.00	118.20	75.85	42.35	68.20	50.00	100	89 Peak	Vertical	
4	6818.50	59.25	15.46	43.79	68.20	-9.95	100	89 Peak	Vertical	

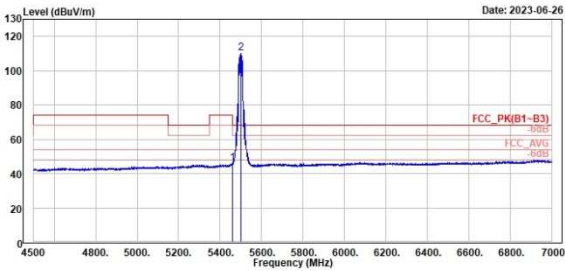
**802.11ax HE20**

**CH 100 (Horizontal) Average**

**CH 100 (Vertical) Average**



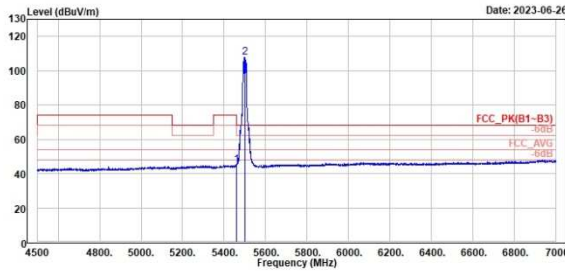
TUV Rheinland Taiwan Ltd.  
No. 458-18, Sec 2, Fenliao, Linkou Dist., New Taipei City 244, Taiwan(R.O.C.)  
Tel: +886-2172-1000 Fax: +886-2172-1322



Read	Level	Factor	Limit	Over	APos	TPos	Remark	Pol/Phase	Note
Freq	Level		Line	Limit					
MHz	dBuV/m	dBuV	dB/m	dBuV/m	dB	cm	deg		
1	5468.00	45.87	3.78	42.17	54.00	-8.13	249	314	Average Horizontal
2 *	5500.00	119.11	67.76	42.35	54.00	56.11	249	314	Average Horizontal



TUV Rheinland Taiwan Ltd.  
No. 458-18, Sec 2, Fenliao, Linkou Dist., New Taipei City 244, Taiwan(R.O.C.)  
Tel: +886-2172-1000 Fax: +886-2172-1322



Read	Level	Factor	Limit	Over	APos	TPos	Remark	Pol/Phase	Note
Freq	Level		Line	Limit					
MHz	dBuV/m	dBuV	dB/m	dBuV/m	dB	cm	deg		
1	5468.00	44.95	2.78	42.17	54.00	-9.05	180	89	Average Vertical
2 *	5500.00	107.97	65.62	42.35	54.00	53.97	180	89	Average Vertical

802.11ax HE20

CH 116 (Horizontal) Peak

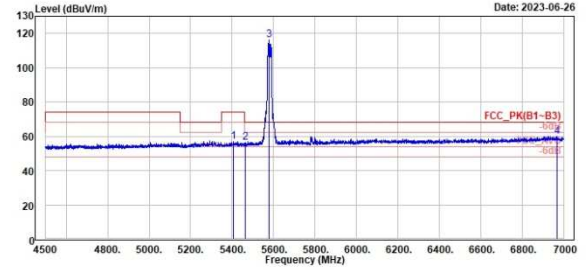
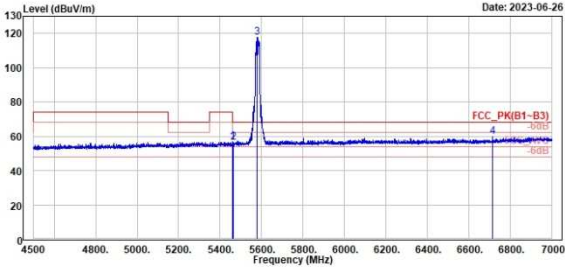
CH 116 (Vertical) Peak



TUV Rheinland Taiwan Ltd.  
No. 458-18, Sec 2, Fenliao, Linkou Dist., New Taipei City 244, Taiwan(R.O.C.)  
Tel: +886-2172-1000 Fax: +886-2172-1322



TUV Rheinland Taiwan Ltd.  
No. 458-18, Sec 2, Fenliao, Linkou Dist., New Taipei City 244, Taiwan(R.O.C.)  
Tel: +886-2172-1000 Fax: +886-2172-1322



Peak	Freq MHz	Level dBuV/m	Read Level dBuV	Factor	Limit Line dBuV/m	Over Limit dB	APos cm	TPos deg	Remark	Pol/Phase	Note
1	5459.00	56.61	14.45	42.16	74.00	-17.39	227	292	Peak	Horizontal	
2	5465.50	55.24	14.05	42.19	68.20	-11.96	227	292	Peak	Horizontal	
3 *	5588.00	117.82	75.58	42.24	68.20	49.62	227	292	Peak	Horizontal	
4	6715.00	59.73	16.09	43.64	68.20	-8.47	227	292	Peak	Horizontal	

Peak	Freq MHz	Level dBuV/m	Read Level dBuV	Factor	Limit Line dBuV/m	Over Limit dB	APos cm	TPos deg	Remark	Pol/Phase	Note
1	5488.50	56.66	14.24	42.42	74.00	-17.34	189	332	Peak	Vertical	
2	5464.50	56.38	14.19	42.19	68.20	-11.82	189	332	Peak	Vertical	
3 *	5588.00	116.10	73.86	42.24	68.20	47.90	189	332	Peak	Vertical	
4	6968.50	59.98	16.20	43.78	68.20	-8.22	189	332	Peak	Vertical	

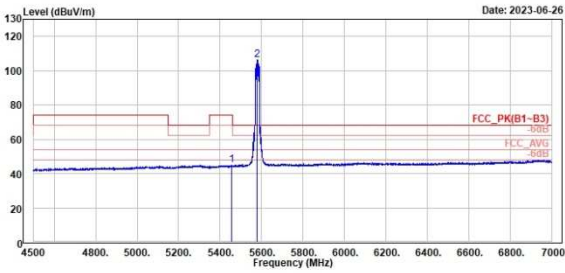
802.11ax HE20

CH 116 (Horizontal) Average

CH 116 (Vertical) Average



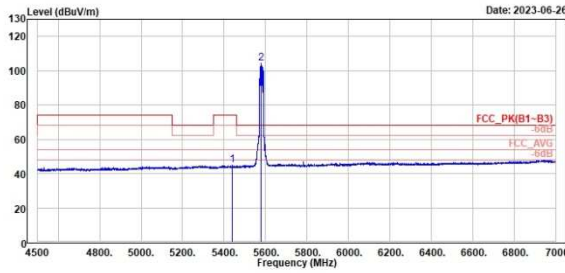
TUV Rheinland Taiwan Ltd.  
No. 458-18, Sec 2, Fenliao, Linkou Dist., New Taipei City 244, Taiwan(R.O.C.)  
Tel: +886-2172-1000 Fax: +886-2172-1322



Freq	Level	Read Level	Factor	Limit Line	Over Limit	APos	TPos	Remark	Pol/Phase	Note
MHz	dBuV/m	dBuV	dB/m	dBuV/m	dB	cm	deg			
1	5457.00	44.82	2.67	42.15	54.00	-9.18	227	292 Average	Horizontal	
2 *	5580.00	106.51	64.27	42.24	54.00	52.51	227	292 Average	Horizontal	



TUV Rheinland Taiwan Ltd.  
No. 458-18, Sec 2, Fenliao, Linkou Dist., New Taipei City 244, Taiwan(R.O.C.)  
Tel: +886-2172-1000 Fax: +886-2172-1322

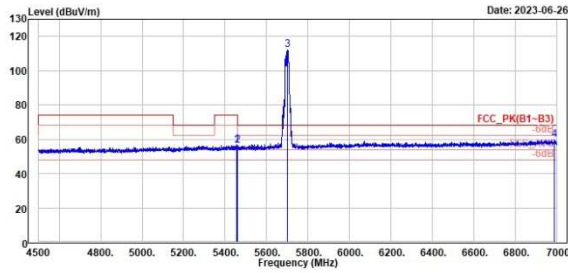


Freq	Level	Read Level	Factor	Limit Line	Over Limit	APos	TPos	Remark	Pol/Phase	Note
MHz	dBuV/m	dBuV	dB/m	dBuV/m	dB	cm	deg			
1	5439.50	44.94	2.75	42.19	54.00	-9.06	109	332 Average	Vertical	
2 *	5580.00	104.48	62.24	42.24	54.00	50.48	109	332 Average	Vertical	



**802.11ax HE20**
**CH 140 (Horizontal) Peak**
**CH 140 (Vertical) Peak**

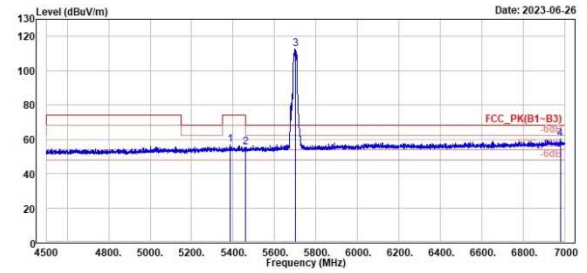

TÜV Rheinland Taiwan Ltd.  
 No. 458-18, Sec 2, Fenliao, Linkou Dist., New Taipei City 244, Taiwan(R.O.C.)  
 Tel: +886-2172-1000 Fax: +886-2172-1322



	Freq	Level	Read	Limit	Over	APos	TPos	Remark	Pol/Phase	Note
	MHz	dBuV/m	dBuV	dB/m	dBuV/m	dB	cm	deg		
1	5457.00	56.72	14.57	42.15	74.00	-17.28	100	314	Peak	Horizontal
2	5460.00	55.17	14.00	42.17	68.20	-12.03	100	314	Peak	Horizontal
3 *	5708.00	112.36	69.59	42.37	68.20	44.16	100	314	Peak	Horizontal
4	6989.00	59.68	15.93	43.75	68.20	-8.52	100	314	Peak	Horizontal



TÜV Rheinland Taiwan Ltd.  
 No. 458-18, Sec 2, Fenliao, Linkou Dist., New Taipei City 244, Taiwan(R.O.C.)  
 Tel: +886-2172-1000 Fax: +886-2172-1322



	Freq	Level	Read	Limit	Over	APos	TPos	Remark	Pol/Phase	Note
	MHz	dBuV/m	dBuV	dB/m	dBuV/m	dB	cm	deg		
1	5387.50	56.63	14.32	42.31	74.00	-17.37	233	335	Peak	Vertical
2	5461.00	55.43	13.26	42.17	68.20	-12.77	233	335	Peak	Vertical
3 *	5708.00	112.09	70.52	42.37	68.20	44.69	233	335	Peak	Vertical
4	6978.50	60.15	16.38	43.77	68.20	-8.05	233	335	Peak	Vertical

802.11ax HE20

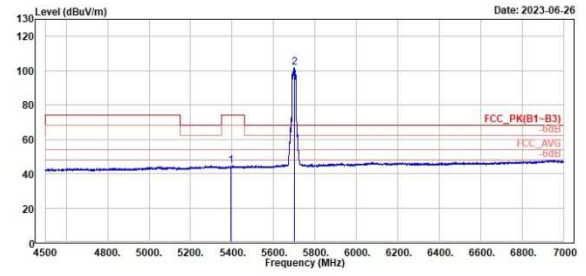
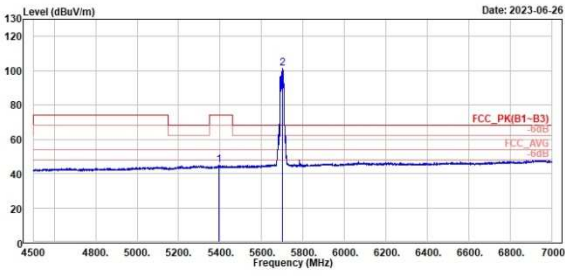
CH 140 (Horizontal) Average

CH 140 (Vertical) Average



TUV Rheinland Taiwan Ltd.  
No. 458-18, Sec 2, Fenliao, Linkou Dist., New Taipei City 244, Taiwan(R.O.C.)  
Tel: +886-2172-1000 Fax: +886-2172-1322

TUV Rheinland Taiwan Ltd.  
No. 458-18, Sec 2, Fenliao, Linkou Dist., New Taipei City 244, Taiwan(R.O.C.)  
Tel: +886-2172-1000 Fax: +886-2172-1322



Freq	Level	Read Level	Factor	Limit Line	Over Limit	APos	TPos	Remark	Pol/Phase	Note
MHz	dBuV/m	dBuV	dB/m	dBuV/m	dB	cm	deg			
1	5395.50	44.91	2.48	42.43	54.00	-9.09	100	314 Average	Horizontal	
2 *	5700.00	101.52	59.15	42.37	54.00	47.52	100	314 Average	Horizontal	

Freq	Level	Read Level	Factor	Limit Line	Over Limit	APos	TPos	Remark	Pol/Phase	Note
MHz	dBuV/m	dBuV	dB/m	dBuV/m	dB	cm	deg			
1	5395.50	44.43	2.00	42.43	54.00	-9.57	233	335 Average	Vertical	
2 *	5700.00	102.03	59.66	42.37	54.00	48.03	233	335 Average	Vertical	

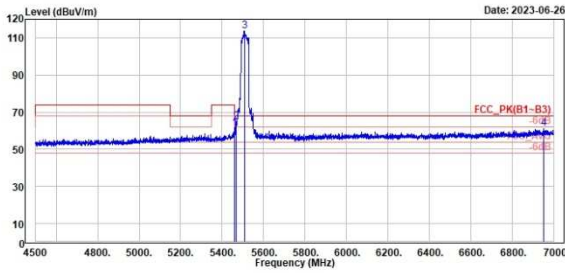
802.11ax HE40

CH 102 (Horizontal) Peak

CH 102 (Vertical) Peak



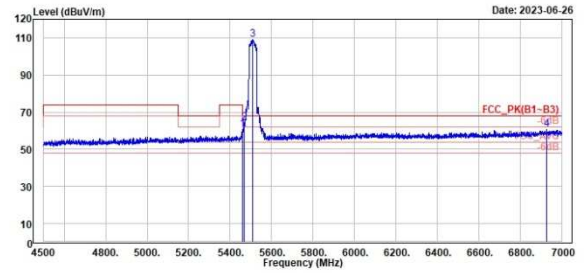
TUV Rheinland Taiwan Ltd.  
No. 458-18, Sec 2, Fenliao, Linkou Dist., New Taipei City 244, Taiwan(R.O.C.)  
Tel: +886-2172-1000 Fax: +886-2172-1322



	Read	Limit	Over	APos	TPos	Remark	Pol/Phase	Note	
1	Level	Line	Limit	cm	deg				
Freq	Level	Factor	dB/m	dB					
MHz	dBuV/m	dBuV	dB/m	dBuV/m	dB	cm	deg		
1	5468.00	61.32	18.06	43.26	68.20	-6.88	236	131 Peak	Horizontal
2	5469.50	64.61	21.34	43.27	68.20	-3.59	236	131 Peak	Horizontal
3 *	5518.00	113.81	70.49	43.32	68.20	45.61	236	131 Peak	Horizontal
4	6958.50	61.36	16.09	45.27	68.20	-6.84	236	131 Peak	Horizontal



TUV Rheinland Taiwan Ltd.  
No. 458-18, Sec 2, Fenliao, Linkou Dist., New Taipei City 244, Taiwan(R.O.C.)  
Tel: +886-2172-1000 Fax: +886-2172-1322



	Read	Limit	Over	APos	TPos	Remark	Pol/Phase	Note	
1	Level	Line	Limit	cm	deg				
Freq	Level	Factor	dB/m	dB					
MHz	dBuV/m	dBuV	dB/m	dBuV/m	dB	cm	deg		
1	5458.00	60.50	17.24	43.26	74.00	-13.50	100	91 Peak	Vertical
2	5469.50	64.31	21.04	43.27	68.20	-3.89	100	91 Peak	Vertical
3 *	5518.00	109.14	65.82	43.32	68.20	40.94	100	91 Peak	Vertical
4	6927.50	60.51	15.26	45.25	68.20	-7.69	100	91 Peak	Vertical