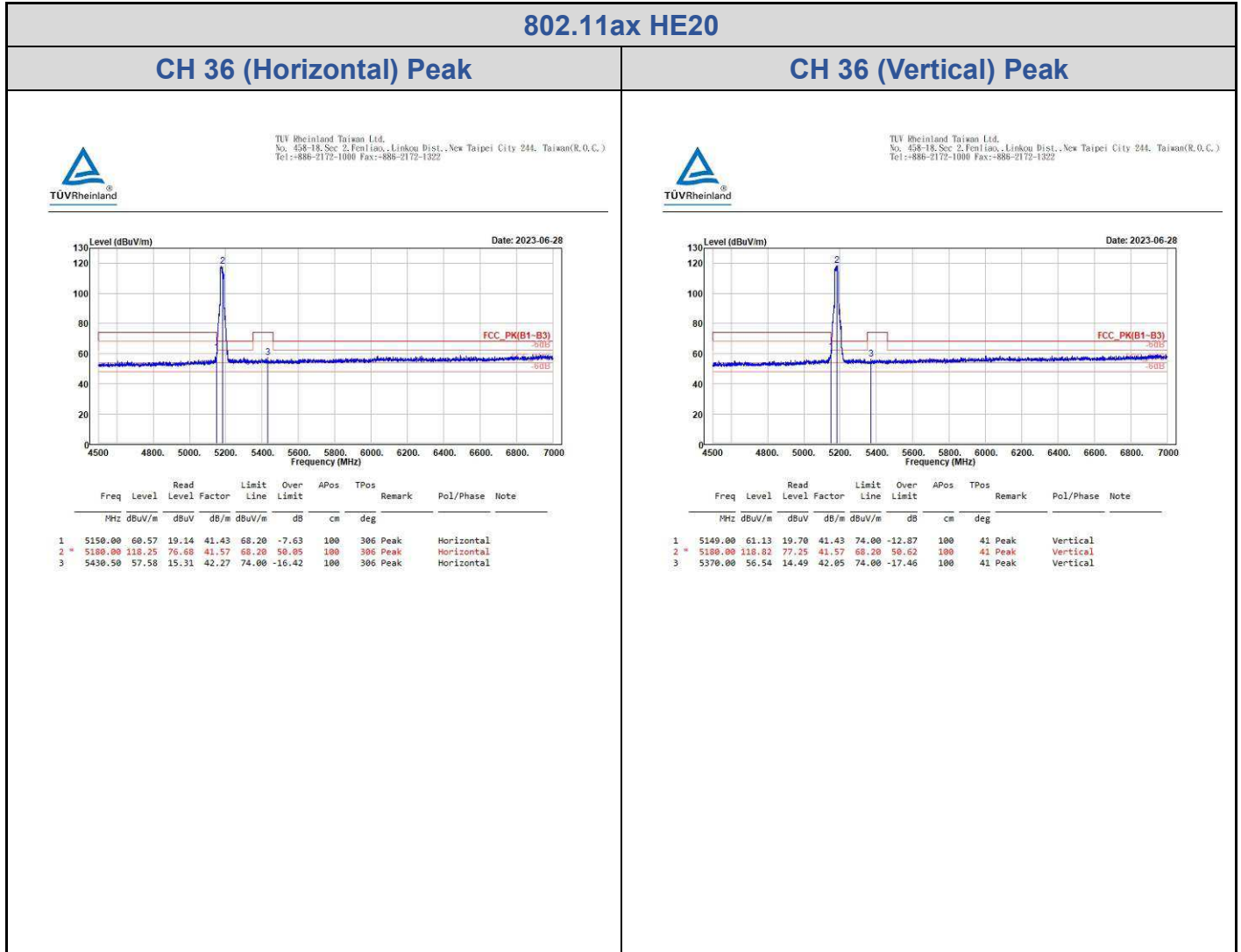


Appendix D: Test Results of Radiated Spurious Emissions Test

<Beamforming>

Band Edges, 4.5GHz ~ 5.15GHz

U-NII-1



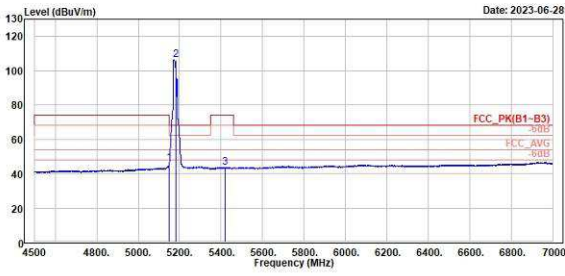
802.11ax HE20

CH 36 (Horizontal) Average

CH 36 (Vertical) Average



TUV Rheinland Taiwan Ltd.
No. 438-18, Sec 2, Fenliiao, Linkou Dist., New Taipei City 244, Taiwan(R.O.C.)
Tel: +886-2172-1000 Fax: +886-2172-1322

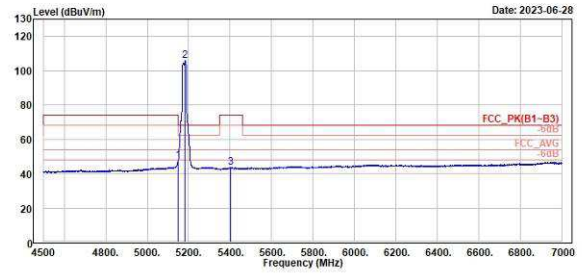


Date: 2023-06-28

1	2	3							
Freq	Level	Read	Limit	Over	APos	TPos	Remark	Pol/Phase	Note
MHz	dBuV/m	dBuV	dB/m	dBuV/m	dB	cm	deg		
5150.00	45.77	4.34	41.43	54.00	-8.23	100	306	Average	Horizontal
5180.00	106.43	64.85	41.57	54.00	52.43	100	306	Average	Horizontal
5419.00	43.65	1.30	42.35	54.00	-10.35	100	306	Average	Horizontal



TUV Rheinland Taiwan Ltd.
No. 438-18, Sec 2, Fenliiao, Linkou Dist., New Taipei City 244, Taiwan(R.O.C.)
Tel: +886-2172-1000 Fax: +886-2172-1322

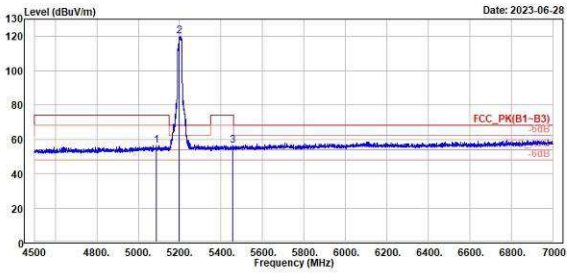


Date: 2023-06-28

1	2	3							
Freq	Level	Read	Limit	Over	APos	TPos	Remark	Pol/Phase	Note
MHz	dBuV/m	dBuV	dB/m	dBuV/m	dB	cm	deg		
5150.00	47.42	5.99	41.43	54.00	-6.58	100	41	Average	Vertical
5180.00	109.93	64.35	41.57	54.00	55.93	100	41	Average	Vertical
5401.00	43.46	0.98	42.48	54.00	-10.54	100	41	Average	Vertical

802.11ax HE20
CH 40 (Horizontal) Peak
CH 40 (Vertical) Peak


TÜV Rheinland Taiwan Ltd.
 No. 438-18, Sec 2, Fenliao, Linkou Dist., New Taipei City 244, Taiwan(R.O.C.)
 Tel: +886-2172-1000 Fax: +886-2172-1322

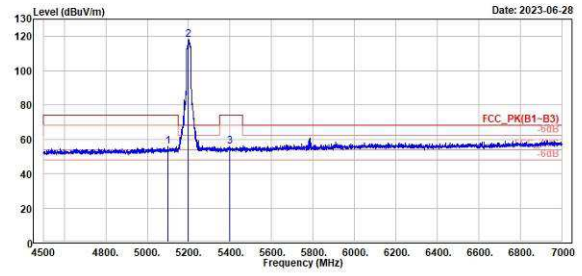


Date: 2023-06-28

Peak	Freq	Level	Read	Factor	Limit	Over	APos	TPos	Remark	Pol/Phase	Note
	MHz	dBuV/m	dBuV	dB/m	dBuV/m	dB	cm	deg			
1	5088.00	56.33	15.04	41.29	74.00	-17.67	243	314	Peak	Horizontal	
2	5399.00	129.06	78.40	41.66	68.29	51.86	243	314	Peak	Horizontal	
3	5455.50	56.58	14.44	42.14	74.00	-17.42	243	314	Peak	Horizontal	



TÜV Rheinland Taiwan Ltd.
 No. 438-18, Sec 2, Fenliao, Linkou Dist., New Taipei City 244, Taiwan(R.O.C.)
 Tel: +886-2172-1000 Fax: +886-2172-1322



Date: 2023-06-28

Peak	Freq	Level	Read	Factor	Limit	Over	APos	TPos	Remark	Pol/Phase	Note
	MHz	dBuV/m	dBuV	dB/m	dBuV/m	dB	cm	deg			
1	5099.00	56.00	14.70	41.30	74.00	-18.00	100	81	Peak	Vertical	
2	5399.00	128.18	76.52	41.66	68.29	49.98	100	81	Peak	Vertical	
3	5399.50	55.84	13.36	42.48	74.00	-18.16	100	81	Peak	Vertical	

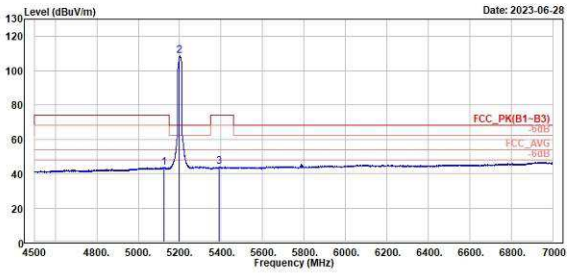
802.11ax HE20

CH 40 (Horizontal) Average

CH 40 (Vertical) Average



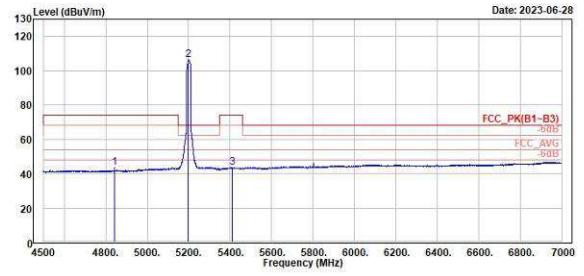
TUV Rheinland Taiwan Ltd.
No. 438-18, Sec 2, Fenliiao, Linkou Dist., New Taipei City 244, Taiwan(R.O.C.)
Tel: +886-2172-1000 Fax: +886-2172-1322



1	2	3
5123.00	5200.00	5389.50
43.66	106.60	43.85
2.29	66.96	1.52
41.37	41.66	42.33
54.00	54.00	54.00
-10.34	54.00	-10.15
243	243	243
314	314	314
Average	Average	Average
Horizontal	Horizontal	Horizontal



TUV Rheinland Taiwan Ltd.
No. 438-18, Sec 2, Fenliiao, Linkou Dist., New Taipei City 244, Taiwan(R.O.C.)
Tel: +886-2172-1000 Fax: +886-2172-1322



1	2	3
4843.50	5200.00	5412.50
43.44	106.51	43.49
2.32	64.85	1.89
41.12	41.66	42.40
54.00	54.00	54.00
-10.56	52.51	-10.51
100	100	100
81	81	81
Average	Average	Average
Vertical	Vertical	Vertical

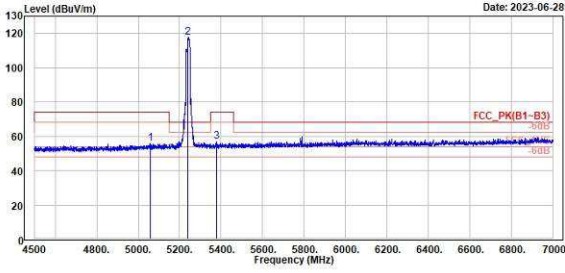
802.11ax HE20

CH 48 (Horizontal) Peak

CH 48 (Vertical) Peak



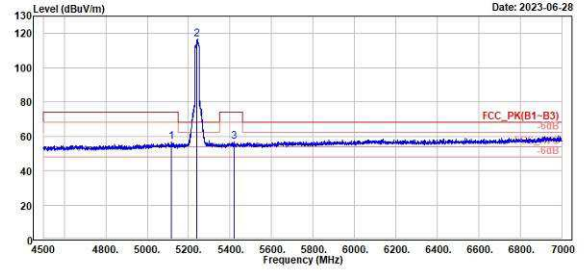
TUV Rheinland Taiwan Ltd.
No. 438-18, Sec 2, Fenliiao, Linkou Dist., New Taipei City 244, Taiwan(R.O.C.)
Tel: +886-2172-1000 Fax: +886-2172-1322



Peak	Freq	Level	Read	Factor	Limit	Over	APos	TPos	Remark	Pol/Phase	Note
	MHz	dBuV/m	dBuV	dB/m	dBuV/m	dB	cm	deg			
1	5858.00	55.84	14.56	41.28	74.00	-18.16	100	291	Peak	Horizontal	
2	5340.00	117.73	75.12	41.61	68.29	49.53	100	291	Peak	Horizontal	
3	5308.00	56.89	14.69	42.20	74.00	-17.11	100	291	Peak	Horizontal	



TUV Rheinland Taiwan Ltd.
No. 438-18, Sec 2, Fenliiao, Linkou Dist., New Taipei City 244, Taiwan(R.O.C.)
Tel: +886-2172-1000 Fax: +886-2172-1322



Peak	Freq	Level	Read	Factor	Limit	Over	APos	TPos	Remark	Pol/Phase	Note
	MHz	dBuV/m	dBuV	dB/m	dBuV/m	dB	cm	deg			
1	5117.50	56.75	15.40	41.35	74.00	-17.25	100	45	Peak	Vertical	
2	5240.00	116.73	75.11	41.61	68.29	48.52	100	45	Peak	Vertical	
3	5420.00	56.60	14.26	42.34	74.00	-17.40	100	45	Peak	Vertical	

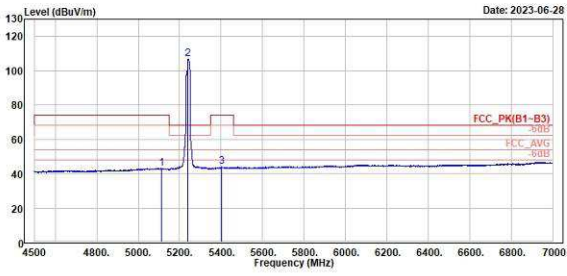
802.11ax HE20

CH 48 (Horizontal) Average

CH 48 (Vertical) Average



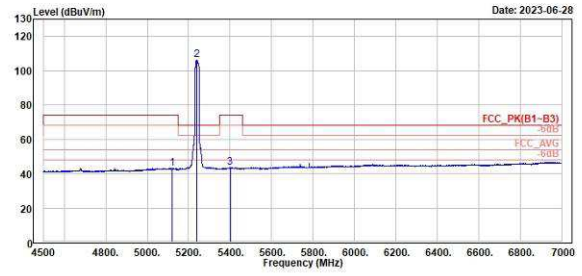
TUV Rheinland Taiwan Ltd.
No. 438-18, Sec 2, Fenliiao, Linkou Dist., New Taipei City 244, Taiwan(R.O.C.)
Tel: +886-2172-1000 Fax: +886-2172-1322



1	2	3
5112.00	5240.00	5402.50
43.06	106.96	43.78
1.73	65.35	1.31
41.33	41.61	42.47
54.00	54.00	54.00
-10.94	52.96	-10.22
100	100	100
291	291	291
Average	Average	Average
Horizontal	Horizontal	Horizontal



TUV Rheinland Taiwan Ltd.
No. 438-18, Sec 2, Fenliiao, Linkou Dist., New Taipei City 244, Taiwan(R.O.C.)
Tel: +886-2172-1000 Fax: +886-2172-1322



1	2	3
5120.00	5240.00	5400.50
43.10	106.21	43.56
1.75	64.60	1.87
41.35	41.61	42.49
54.00	54.00	54.00
-10.90	52.21	-10.44
100	100	100
45	45	45
Average	Average	Average
Vertical	Vertical	Vertical

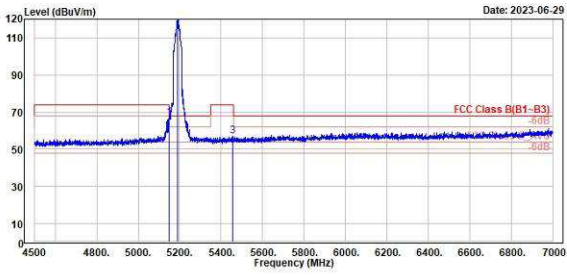
802.11ax HE40

CH 38 (Horizontal) Peak

CH 38 (Vertical) Peak



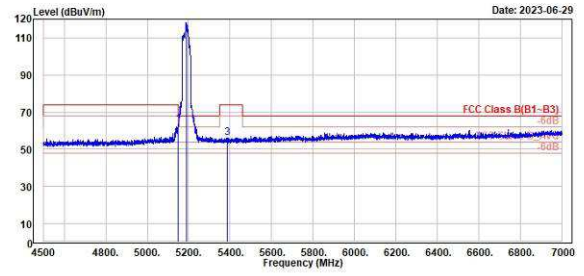
TUV Rheinland Taiwan Ltd.
No. 438-18, Sec 2, Fenliiao, Linkou Dist., New Taipei City 244, Taiwan(R.O.C.)
Tel: +886-2172-1000 Fax: +886-2172-1322



Peak	Freq (MHz)	Level (dBuV/m)	Read Level (dBuV)	Factor (dB/m)	Limit Line (dBuV/m)	Over Limit (dB)	APos (cm)	TPos (deg)	Remark	Pol/Phase	Note
1	5147.58	67.11	24.23	42.88	74.00	-6.89	222	306	Peak	Horizontal	
2	5190.00	129.46	77.45	43.01	68.29	52.25	222	306	Peak	Horizontal	
3	5454.00	56.86	13.60	43.26	74.00	-17.14	222	306	Peak	Horizontal	



TUV Rheinland Taiwan Ltd.
No. 438-18, Sec 2, Fenliiao, Linkou Dist., New Taipei City 244, Taiwan(R.O.C.)
Tel: +886-2172-1000 Fax: +886-2172-1322



Peak	Freq (MHz)	Level (dBuV/m)	Read Level (dBuV)	Factor (dB/m)	Limit Line (dBuV/m)	Over Limit (dB)	APos (cm)	TPos (deg)	Remark	Pol/Phase	Note
1	5148.50	63.42	20.53	42.89	74.00	-10.58	100	190	Peak	Vertical	
2	5190.00	110.06	75.05	43.01	68.29	49.06	100	190	Peak	Vertical	
3	5386.00	56.24	13.10	43.14	74.00	-17.76	100	190	Peak	Vertical	

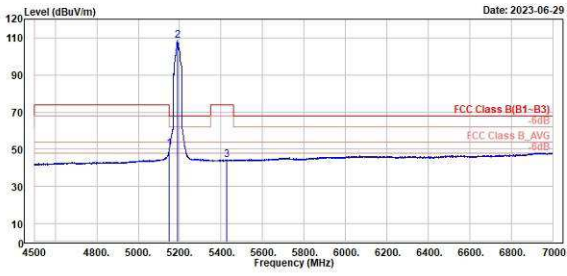
802.11ax HE40

CH 38 (Horizontal) Average

CH 38 (Vertical) Average



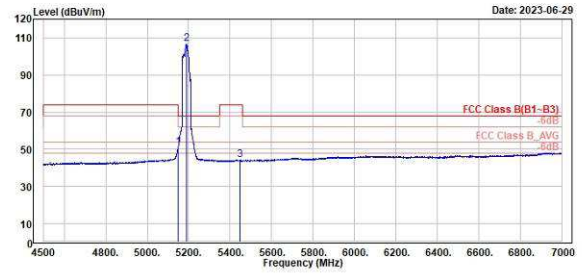
TUV Rheinland Taiwan Ltd.
No. 438-18, Sec 2, Fenliao, Linkou Dist., New Taipei City 244, Taiwan(R.O.C.)
Tel: +886-2172-1000 Fax: +886-2172-1322



1	2	3	Read Level	Factor	Limit Line	Over Limit	APos	TPos	Remark	Pol/Phase	Note
1	2	3	MHz	dBuV/m	dBuV	dB/m	dBuV/m	dB	cm	deg	
1	5149.58	58.25	7.35	42.90	54.00	-3.75	222	306	Average	Horizontal	
2	5198.00	108.41	65.40	43.01	54.00	54.41	222	306	Average	Horizontal	
3	5428.50	44.48	1.25	43.23	54.00	-9.52	222	306	Average	Horizontal	



TUV Rheinland Taiwan Ltd.
No. 438-18, Sec 2, Fenliao, Linkou Dist., New Taipei City 244, Taiwan(R.O.C.)
Tel: +886-2172-1000 Fax: +886-2172-1322



1	2	3	Read Level	Factor	Limit Line	Over Limit	APos	TPos	Remark	Pol/Phase	Note
1	2	3	MHz	dBuV/m	dBuV	dB/m	dBuV/m	dB	cm	deg	
1	5158.00	51.24	8.34	42.90	54.00	-2.76	100	190	Average	Vertical	
2	5198.00	106.75	63.74	43.01	54.00	52.75	100	190	Average	Vertical	
3	5449.50	44.20	0.95	43.25	54.00	-9.80	100	190	Average	Vertical	

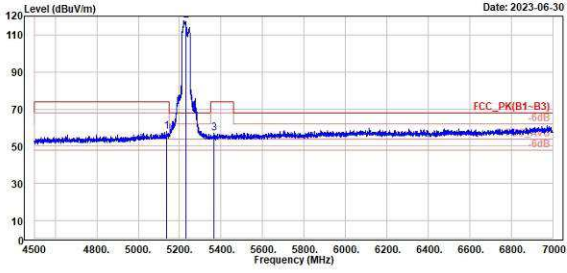
802.11ax HE40

CH 46 (Horizontal) Peak

CH 46 (Vertical) Peak



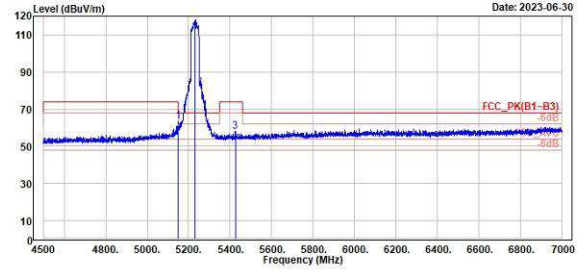
TUV Rheinland Taiwan Ltd.
No. 438-18, Sec 2, Fenliiao, Linkou Dist., New Taipei City 244, Taiwan(R.O.C.)
Tel: +886-2172-1000 Fax: +886-2172-1322



Peak	Freq	Level	Read	Factor	Limit	Over	APos	TPos	Remark	Pol/Phase	Note
	MHz	dBuV/m	dBuV	dB/m	dBuV/m	dB	cm	deg			
1	5137.00	57.00	14.99	42.81	74.00	-16.20	100	290	Peak	Horizontal	
2	5236.00	117.56	74.55	43.01	69.29	49.36	100	290	Peak	Horizontal	
3	5366.50	57.20	14.15	43.05	74.00	-16.80	100	290	Peak	Horizontal	



TUV Rheinland Taiwan Ltd.
No. 438-18, Sec 2, Fenliiao, Linkou Dist., New Taipei City 244, Taiwan(R.O.C.)
Tel: +886-2172-1000 Fax: +886-2172-1322



Peak	Freq	Level	Read	Factor	Limit	Over	APos	TPos	Remark	Pol/Phase	Note
	MHz	dBuV/m	dBuV	dB/m	dBuV/m	dB	cm	deg			
1	5147.50	63.33	20.45	42.88	74.00	-10.67	100	40	Peak	Vertical	
2	5236.00	118.24	75.23	43.01	69.29	50.04	100	40	Peak	Vertical	
3	5425.00	57.89	14.66	43.23	74.00	-16.11	100	40	Peak	Vertical	

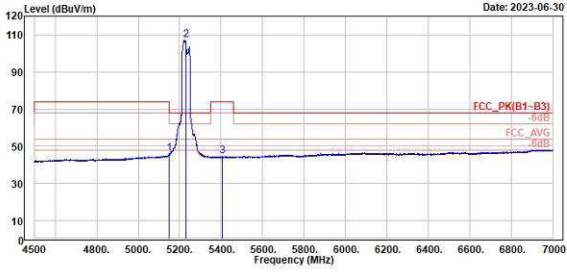
802.11ax HE40

CH 46 (Horizontal) Average

CH 46 (Vertical) Average



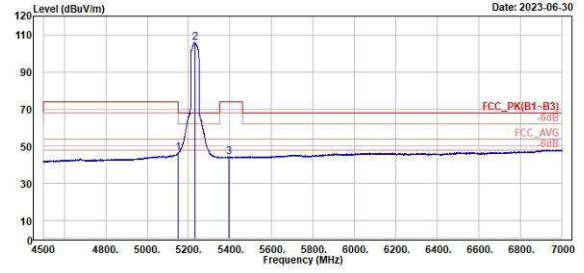
TUV Rheinland Taiwan Ltd.
No. 438-18, Sec 2, Fenliiao, Linkou Dist., New Taipei City 244, Taiwan(R.O.C.)
Tel: +886-2172-1000 Fax: +886-2172-1322



1	2	3							
Freq	Level	Read	Limit	Over	APos	TPos	Remark	Pol/Phase	Note
MHz	dBuV/m	dBuV	dB/m	dBuV/m	dB	cm	deg		
5149.58	46.21	3.31	42.90	54.00	-7.79	100	290 Average	Horizontal	
5238.00	107.02	64.01	43.01	54.00	53.02	100	290 Average	Horizontal	
5406.00	44.51	1.29	43.22	54.00	-9.49	100	290 Average	Horizontal	



TUV Rheinland Taiwan Ltd.
No. 438-18, Sec 2, Fenliiao, Linkou Dist., New Taipei City 244, Taiwan(R.O.C.)
Tel: +886-2172-1000 Fax: +886-2172-1322



1	2	3							
Freq	Level	Read	Limit	Over	APos	TPos	Remark	Pol/Phase	Note
MHz	dBuV/m	dBuV	dB/m	dBuV/m	dB	cm	deg		
5150.00	46.72	3.82	42.90	54.00	-7.28	100	40 Average	Vertical	
5238.00	105.74	62.73	43.01	54.00	51.74	100	40 Average	Vertical	
5393.00	44.42	1.25	43.17	54.00	-9.58	100	40 Average	Vertical	

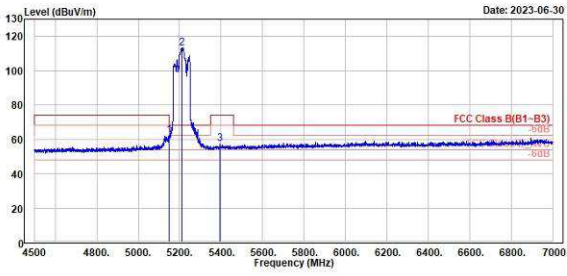
802.11ax HE80

CH 42 (Horizontal) Peak

CH 42 (Vertical) Peak



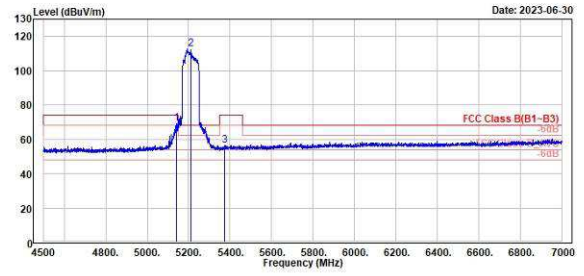
TUV Rheinland Taiwan Ltd.
No. 438-18, Sec 2, Fenliiao, Linkou Dist., New Taipei City 244, Taiwan(R.O.C.)
Tel: +886-2172-1000 Fax: +886-2172-1322



Peak	Freq	Level	Read Level	Factor	Limit	Over	APos	TPos	Remark	Pol/Phase	Note
	MHz	dBuV/m	dBuV	dB/m	dBuV/m	dB	cm	deg			
1	5150.00	62.47	21.04	41.43	68.20	-5.73	238	292	Peak	Horizontal	
2	5210.00	113.04	71.59	41.65	68.20	45.04	238	292	Peak	Horizontal	
3	5395.50	57.13	14.70	42.43	74.00	-16.87	238	292	Peak	Horizontal	



TUV Rheinland Taiwan Ltd.
No. 438-18, Sec 2, Fenliiao, Linkou Dist., New Taipei City 244, Taiwan(R.O.C.)
Tel: +886-2172-1000 Fax: +886-2172-1322



Peak	Freq	Level	Read Level	Factor	Limit	Over	APos	TPos	Remark	Pol/Phase	Note
	MHz	dBuV/m	dBuV	dB/m	dBuV/m	dB	cm	deg			
1	5141.50	69.48	27.99	41.41	74.00	-4.60	250	350	Peak	Vertical	
2	5210.00	112.73	71.07	41.65	68.20	44.52	250	350	Peak	Vertical	
3	5374.50	56.59	14.48	42.11	74.00	-17.41	250	350	Peak	Vertical	

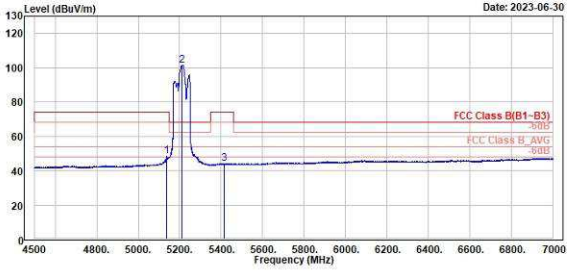
802.11ax HE80

CH 42 (Horizontal) Average

CH 42 (Vertical) Average



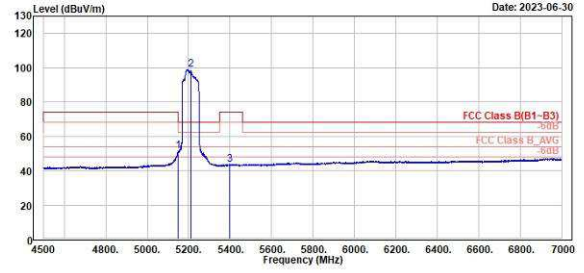
TUV Rheinland Taiwan Ltd.
No. 438-18, Sec 2, Fenliiao, Linkou Dist., New Taipei City 244, Taiwan(R.O.C.)
Tel: +886-2172-1000 Fax: +886-2172-1322



Read	Level	Factor	Limit	Over	APos	TPos	Remark	Pol/Phase	Note
MHz	dBuV/m	dBuV	dB/m	dBuV/m	dB	cm	deg		
1	5137.50	48.20	6.79	41.41	54.00	-5.80	238	292 Average	Horizontal
2	5210.00	101.50	59.85	41.65	54.00	47.50	238	292 Average	Horizontal
3	5416.50	44.13	1.76	42.37	54.00	-9.87	238	292 Average	Horizontal



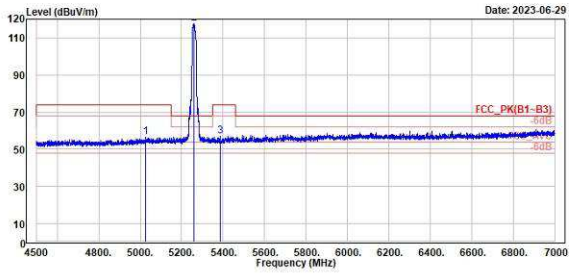
TUV Rheinland Taiwan Ltd.
No. 438-18, Sec 2, Fenliiao, Linkou Dist., New Taipei City 244, Taiwan(R.O.C.)
Tel: +886-2172-1000 Fax: +886-2172-1322



Read	Level	Factor	Limit	Over	APos	TPos	Remark	Pol/Phase	Note
MHz	dBuV/m	dBuV	dB/m	dBuV/m	dB	cm	deg		
1	5150.00	51.44	10.01	41.43	54.00	-2.56	250	350 Average	Vertical
2	5210.00	98.75	57.10	41.65	54.00	44.75	250	350 Average	Vertical
3	5397.00	43.64	1.19	42.45	54.00	-10.36	250	350 Average	Vertical

Band Edges, 5.35GHz
U-NII-2A
802.11ax HE20
CH 52 (Horizontal) Peak
CH 52 (Vertical) Peak

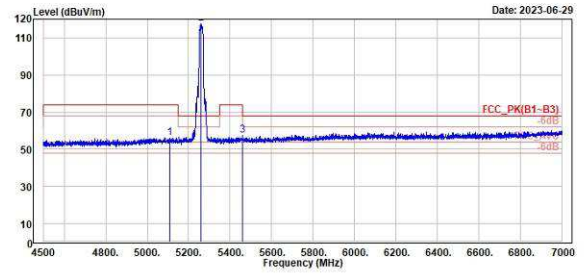

TÜV Rheinland Taiwan Ltd.
 No. 438-18, Sec 2, Fenliao, Linkou Dist., New Taipei City 244, Taiwan(R.O.C.)
 Tel: +886-2172-1000 Fax: +886-2172-1322



Peak	Freq	Level	Read	Limit	Over	APos	TPos	Remark	Pol/Phase	Note
	MHz	dBuV/m	dBuV	dB/m	dBuV/m	dB	cm	deg		
1	5385.50	56.52	13.98	42.54	74.00	-17.48	100	293 Peak	Horizontal	
2	5385.50	117.60	74.63	42.97	68.29	49.40	100	293 Peak	Horizontal	
3	5385.50	56.89	13.75	43.14	74.00	-17.11	100	293 Peak	Horizontal	



TÜV Rheinland Taiwan Ltd.
 No. 438-18, Sec 2, Fenliao, Linkou Dist., New Taipei City 244, Taiwan(R.O.C.)
 Tel: +886-2172-1000 Fax: +886-2172-1322



Peak	Freq	Level	Read	Limit	Over	APos	TPos	Remark	Pol/Phase	Note
	MHz	dBuV/m	dBuV	dB/m	dBuV/m	dB	cm	deg		
1	5187.00	56.25	13.65	42.60	74.00	-17.75	100	26 Peak	Vertical	
2	5266.00	117.67	74.78	42.97	68.29	49.47	100	26 Peak	Vertical	
3	5466.00	57.29	14.03	43.26	68.26	-16.91	100	26 Peak	Vertical	

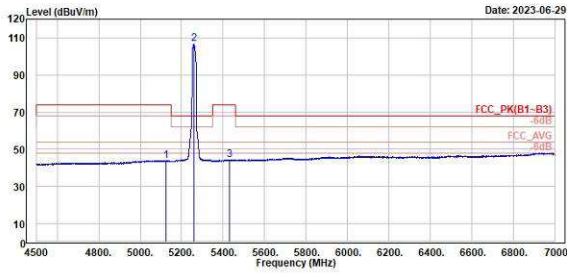
802.11ax HE20

CH 52 (Horizontal) Average

CH 52 (Vertical) Average



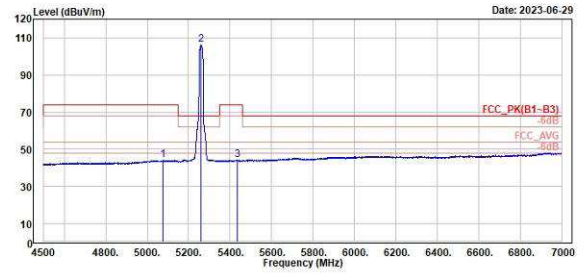
TUV Rheinland Taiwan Ltd.
No. 438-18, Sec 2, Fenliao, Linkou Dist., New Taipei City 244, Taiwan(R.O.C.)
Tel: +886-2172-1000 Fax: +886-2172-1322



1	2	3	Read Level	Level Factor	Limit Line	Over Limit	APos	TPos	Remark	Pol/Phase	Note
MHz	dBuV/m	dBuV	dB/m	dBuV/m	dB	cm	deg				
5125.58	44.02	1.29	42.73	54.00	-9.98	100	293	Average	Horizontal		
5260.00	106.56	63.59	42.97	54.00	52.56	100	293	Average	Horizontal		
5432.50	44.31	1.07	43.24	54.00	-9.69	100	293	Average	Horizontal		



TUV Rheinland Taiwan Ltd.
No. 438-18, Sec 2, Fenliao, Linkou Dist., New Taipei City 244, Taiwan(R.O.C.)
Tel: +886-2172-1000 Fax: +886-2172-1322



1	2	3	Read Level	Level Factor	Limit Line	Over Limit	APos	TPos	Remark	Pol/Phase	Note
MHz	dBuV/m	dBuV	dB/m	dBuV/m	dB	cm	deg				
5075.00	44.11	1.53	42.58	54.00	-9.89	100	26	Average	Vertical		
5260.00	106.37	63.40	42.97	54.00	52.37	100	26	Average	Vertical		
5434.00	44.30	1.06	43.24	54.00	-9.70	100	26	Average	Vertical		

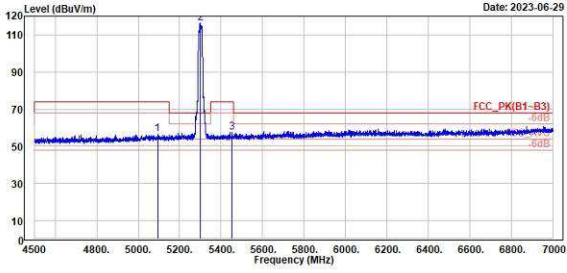
802.11ax HE20

CH 60 (Horizontal) Peak

CH 60 (Vertical) Peak



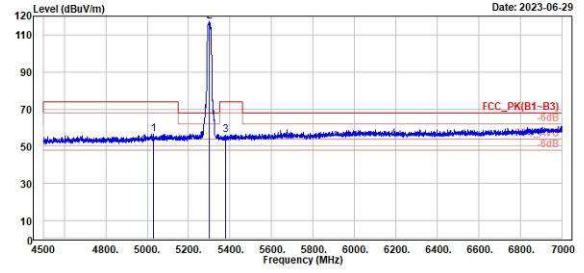
TUV Rheinland Taiwan Ltd.
No. 438-18, Sec 2, Fenliao, Linkou Dist., New Taipei City 244, Taiwan(R.O.C.)
Tel: +886-2172-1000 Fax: +886-2172-1322



Peak	Freq (MHz)	Level (dBuV/m)	Read Level (dBuV)	Factor (dB/m)	Limit (dBuV/m)	Over (dB)	APos (cm)	TPos (deg)	Remark	Pol/Phase	Note
1	5894.00	96.43	13.87	42.56	74.00	-17.57	238	313	Peak	Horizontal	
2	5380.00	116.49	73.57	42.92	68.29	48.20	238	313	Peak	Horizontal	
3	5451.00	57.49	14.24	43.25	74.00	-16.51	238	313	Peak	Horizontal	



TUV Rheinland Taiwan Ltd.
No. 438-18, Sec 2, Fenliao, Linkou Dist., New Taipei City 244, Taiwan(R.O.C.)
Tel: +886-2172-1000 Fax: +886-2172-1322



Peak	Freq (MHz)	Level (dBuV/m)	Read Level (dBuV)	Factor (dB/m)	Limit (dBuV/m)	Over (dB)	APos (cm)	TPos (deg)	Remark	Pol/Phase	Note
1	5829.00	56.61	14.06	42.55	74.00	-17.39	100	42	Peak	Vertical	
2	5380.00	117.05	74.13	42.92	68.29	48.86	100	42	Peak	Vertical	
3	5378.50	56.21	13.11	43.10	74.00	-17.79	100	42	Peak	Vertical	

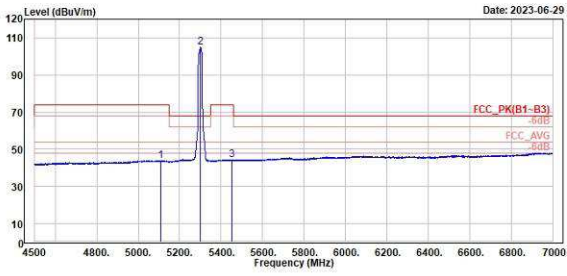
802.11ax HE20

CH 60 (Horizontal) Average

CH 60 (Vertical) Average



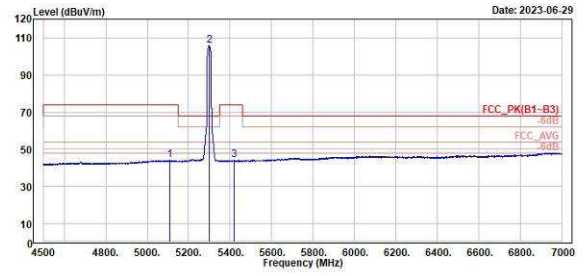
TUV Rheinland Taiwan Ltd.
No. 438-18, Sec 2, Fenliiao, Linkou Dist., New Taipei City 244, Taiwan(R.O.C.)
Tel: +886-2172-1000 Fax: +886-2172-1322



1	2	3
Level	Level	Level
Factor	Factor	Factor
Line	Line	Line
Limit	Limit	Limit
Over	Over	Over
Limit	Limit	Limit
APos	APos	APos
TPos	TPos	TPos
Remark	Remark	Remark
Pol/Phase	Pol/Phase	Pol/Phase
Note	Note	Note
5189.58	5380.00	5452.00
44.00	105.12	44.42
1.38	62.20	1.17
42.62	42.92	43.25
54.00	54.00	54.00
-10.00	51.12	-9.58
238	238	238
313	313	313
Average	Average	Average
Horizontal	Horizontal	Horizontal



TUV Rheinland Taiwan Ltd.
No. 438-18, Sec 2, Fenliiao, Linkou Dist., New Taipei City 244, Taiwan(R.O.C.)
Tel: +886-2172-1000 Fax: +886-2172-1322



1	2	3
Level	Level	Level
Factor	Factor	Factor
Line	Line	Line
Limit	Limit	Limit
Over	Over	Over
Limit	Limit	Limit
APos	APos	APos
TPos	TPos	TPos
Remark	Remark	Remark
Pol/Phase	Pol/Phase	Pol/Phase
Note	Note	Note
5187.50	5380.00	5417.50
44.13	105.09	44.14
1.53	62.97	0.92
42.60	42.92	43.22
54.00	54.00	54.00
-9.87	53.09	-9.86
100	100	100
42	42	42
Average	Average	Average
Vertical	Vertical	Vertical

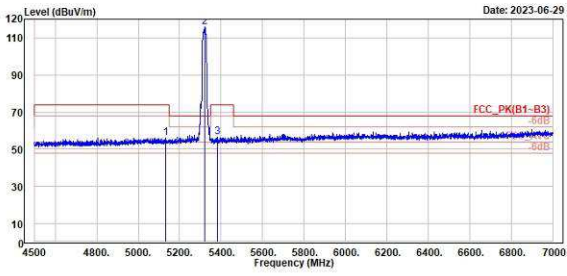
802.11ax HE20

CH 64 (Horizontal) Peak

CH 64 (Vertical) Peak



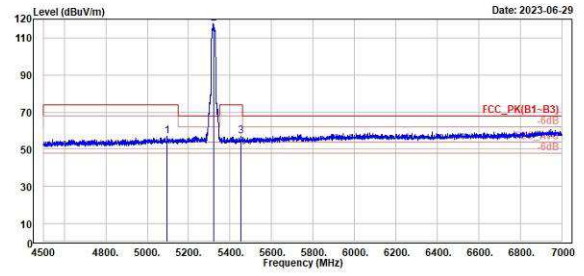
TUV Rheinland Taiwan Ltd.
No. 438-18, Sec 2, Fenliao, Linkou Dist., New Taipei City 244, Taiwan(R.O.C.)
Tel: +886-2172-1000 Fax: +886-2172-1322



Peak	Freq	Level	Read	Limit	Over	APos	TPos	Remark	Pol/Phase	Note
	MHz	dBuV/m	dBuV	dB/m	dBuV/m	dB	cm	deg		
1	5132.50	56.12	13.35	42.77	74.00	-17.88	100	92 Peak	Horizontal	
2	5330.00	115.99	73.05	42.94	69.29	47.79	100	92 Peak	Horizontal	
3	5381.00	56.43	13.32	43.11	74.00	-17.57	100	92 Peak	Horizontal	



TUV Rheinland Taiwan Ltd.
No. 438-18, Sec 2, Fenliao, Linkou Dist., New Taipei City 244, Taiwan(R.O.C.)
Tel: +886-2172-1000 Fax: +886-2172-1322



Peak	Freq	Level	Read	Limit	Over	APos	TPos	Remark	Pol/Phase	Note
	MHz	dBuV/m	dBuV	dB/m	dBuV/m	dB	cm	deg		
1	5097.50	56.92	14.36	42.56	74.00	-17.08	100	42 Peak	Vertical	
2	5320.00	117.73	74.79	42.94	69.29	49.53	100	42 Peak	Vertical	
3	5452.50	56.89	13.64	43.25	74.00	-17.11	100	42 Peak	Vertical	

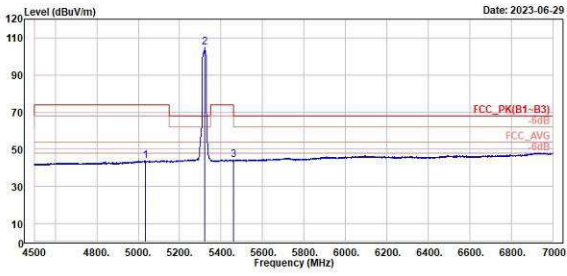
802.11ax HE20

CH 64 (Horizontal) Average

CH 64 (Vertical) Average



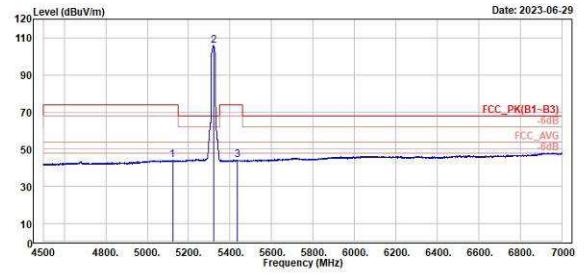
TUV Rheinland Taiwan Ltd.
No. 438-18, Sec 2, Fenliao, Linkou Dist., New Taipei City 244, Taiwan(R.O.C.)
Tel: +886-2172-1000 Fax: +886-2172-1322



1	2	3	Read Level	Level Factor	Limit Line	Over Limit	APos	TPos	Remark	Pol/Phase	Note
MHz	dBuV/m	dBuV	dB/m	dBuV/m	dB	cm	deg				
5835.00	43.76	1.19	42.57	54.00	-10.24	100	92	Average	Horizontal		
5328.00	104.94	62.00	42.94	54.00	50.94	100	92	Average	Horizontal		
5458.00	44.22	0.96	43.26	54.00	-9.78	100	92	Average	Horizontal		



TUV Rheinland Taiwan Ltd.
No. 438-18, Sec 2, Fenliao, Linkou Dist., New Taipei City 244, Taiwan(R.O.C.)
Tel: +886-2172-1000 Fax: +886-2172-1322



1	2	3	Read Level	Level Factor	Limit Line	Over Limit	APos	TPos	Remark	Pol/Phase	Note
MHz	dBuV/m	dBuV	dB/m	dBuV/m	dB	cm	deg				
5122.50	44.04	1.34	42.70	54.00	-9.96	100	42	Average	Vertical		
5328.00	105.70	62.76	42.94	54.00	51.70	100	42	Average	Vertical		
5434.00	44.22	0.98	43.24	54.00	-9.78	100	42	Average	Vertical		

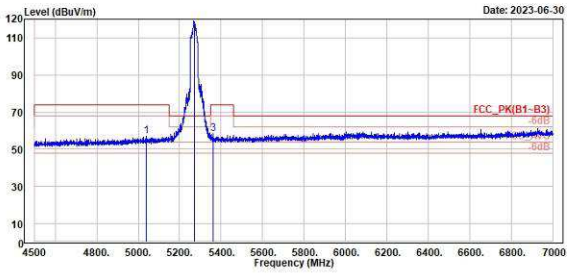
802.11ax HE40

CH 54 (Horizontal) Peak

CH 54 (Vertical) Peak



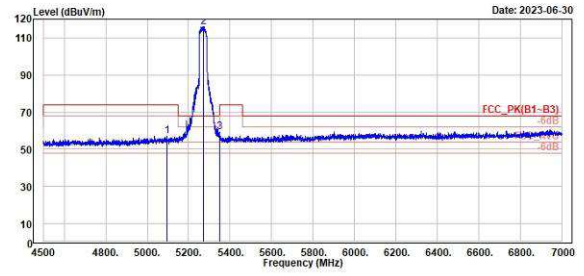
TUV Rheinland Taiwan Ltd.
No. 438-18, Sec 2, Fenliao, Linkou Dist., New Taipei City 244, Taiwan(R.O.C.)
Tel: +886-2172-1000 Fax: +886-2172-1322



Peak	Freq (MHz)	Level (dBuV/m)	Read Level (dBuV)	Factor (dB/m)	Limit Line (dBuV/m)	Over Limit (dB)	APos (cm)	TPos (deg)	Remark	Pol/Phase	Note
1	5848.58	56.98	14.32	42.58	74.00	-17.10	100	387	Peak	Horizontal	
2	5278.00	119.29	75.33	42.96	68.28	51.00	100	387	Peak	Horizontal	
3	5363.00	58.52	15.49	43.03	74.00	-15.48	100	387	Peak	Horizontal	



TUV Rheinland Taiwan Ltd.
No. 438-18, Sec 2, Fenliao, Linkou Dist., New Taipei City 244, Taiwan(R.O.C.)
Tel: +886-2172-1000 Fax: +886-2172-1322



Peak	Freq (MHz)	Level (dBuV/m)	Read Level (dBuV)	Factor (dB/m)	Limit Line (dBuV/m)	Over Limit (dB)	APos (cm)	TPos (deg)	Remark	Pol/Phase	Note
1	5896.58	57.82	14.46	42.56	74.00	-16.98	100	26	Peak	Vertical	
2	5278.00	116.08	73.12	42.96	68.28	47.80	100	26	Peak	Vertical	
3	5358.00	59.43	16.46	42.97	68.28	-8.77	100	26	Peak	Vertical	

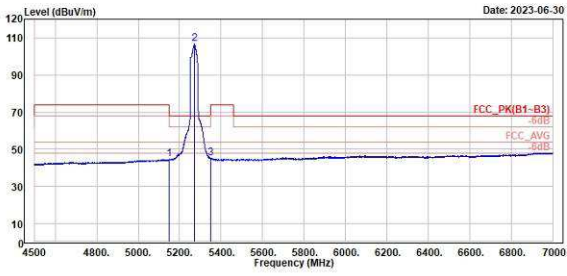
802.11ax HE40

CH 54 (Horizontal) Average

CH 54 (Vertical) Average



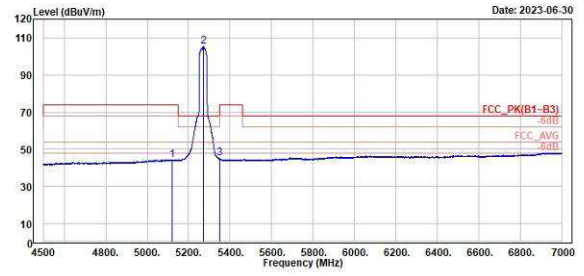
TUV Rheinland Taiwan Ltd.
No. 438-18, Sec 2, Fenliao, Linkou Dist., New Taipei City 244, Taiwan(R.O.C.)
Tel: +886-2172-1000 Fax: +886-2172-1322



1	2	3
5148.00	5278.00	5358.00
44.55	106.63	45.19
1.66	63.67	2.22
42.89	42.96	42.97
54.00	54.00	54.00
-9.45	52.63	-8.81
100	100	100
307	307	307
Average	Average	Average
Horizontal	Horizontal	Horizontal



TUV Rheinland Taiwan Ltd.
No. 438-18, Sec 2, Fenliao, Linkou Dist., New Taipei City 244, Taiwan(R.O.C.)
Tel: +886-2172-1000 Fax: +886-2172-1322



1	2	3
5121.00	5278.00	5358.00
44.43	106.26	45.02
1.73	62.38	2.85
42.70	42.96	42.97
54.00	54.00	54.00
-9.57	51.26	-8.98
100	100	100
26	26	26
Average	Average	Average
Vertical	Vertical	Vertical

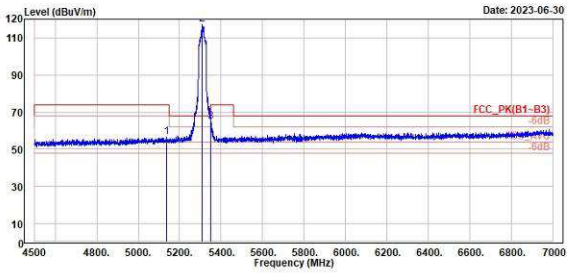
802.11ax HE40

CH 62 (Horizontal) Peak

CH 62 (Vertical) Peak



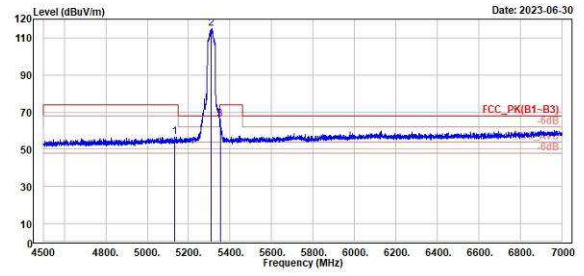
TUV Rheinland Taiwan Ltd.
No. 438-18, Sec 2, Fenliao, Linkou Dist., New Taipei City 244, Taiwan(R.O.C.)
Tel: +886-2172-1000 Fax: +886-2172-1322



Peak	Freq	Level	Read Level	Factor	Limit	Over	APos	TPos	Remark	Pol/Phase	Note
	MHz	dBuV/m	dBuV	dB/m	dBuV/m	dB	cm	deg			
1	5137.50	96.60	13.79	42.81	74.00	-17.40	234	306	Peak	Horizontal	
2	5310.00	117.33	74.40	42.93	68.20	49.13	234	306	Peak	Horizontal	
3	5350.00	64.67	21.70	42.97	68.20	-3.53	234	306	Peak	Horizontal	



TUV Rheinland Taiwan Ltd.
No. 438-18, Sec 2, Fenliao, Linkou Dist., New Taipei City 244, Taiwan(R.O.C.)
Tel: +886-2172-1000 Fax: +886-2172-1322



Peak	Freq	Level	Read Level	Factor	Limit	Over	APos	TPos	Remark	Pol/Phase	Note
	MHz	dBuV/m	dBuV	dB/m	dBuV/m	dB	cm	deg			
1	5133.50	56.62	13.84	42.78	74.00	-17.38	100	26	Peak	Vertical	
2	5310.00	114.05	71.92	42.93	68.20	46.05	100	26	Peak	Vertical	
3	5351.50	66.07	23.89	42.98	74.00	-7.93	100	26	Peak	Vertical	

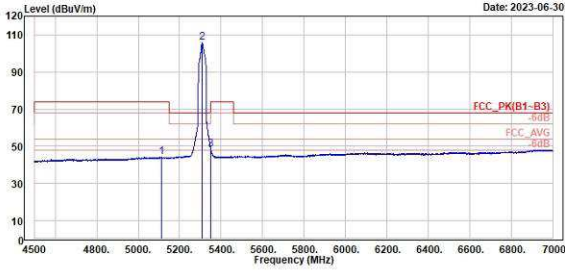
802.11ax HE40

CH 62 (Horizontal) Average

CH 62 (Vertical) Average



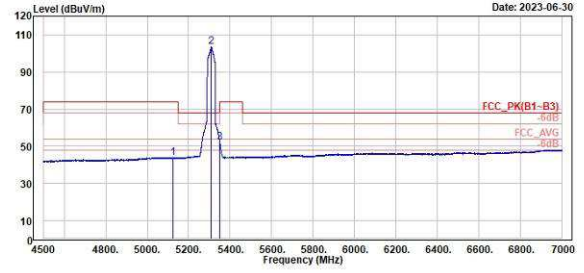
TUV Rheinland Taiwan Ltd.
No. 438-18, Sec 2, Fenliao, Linkou Dist., New Taipei City 244, Taiwan(R.O.C.)
Tel: +886-2172-1000 Fax: +886-2172-1322



1	2	3	4	5	6	7	8	9	10	11	12	13	14	15	16	17	18	19	20
1	2	3	4	5	6	7	8	9	10	11	12	13	14	15	16	17	18	19	20
MHz	Level	Read	Level	Factor	Limit	Over	APos	TPos	Remark	Pol/Phase	Note								
MHz	dBuV/m	dBuV	dB/m	dB/m	dBuV/m	dB	cm	deg											
5113.58	44.23	1.58	42.65	54.00	-9.77	234	306	Average	Horizontal										
5358.00	105.07	62.94	42.93	54.00	51.07	234	306	Average	Horizontal										
5358.00	48.42	5.45	42.97	54.00	-5.58	234	306	Average	Horizontal										



TUV Rheinland Taiwan Ltd.
No. 438-18, Sec 2, Fenliao, Linkou Dist., New Taipei City 244, Taiwan(R.O.C.)
Tel: +886-2172-1000 Fax: +886-2172-1322



1	2	3	4	5	6	7	8	9	10	11	12	13	14	15	16	17	18	19	20
1	2	3	4	5	6	7	8	9	10	11	12	13	14	15	16	17	18	19	20
MHz	Level	Read	Level	Factor	Limit	Over	APos	TPos	Remark	Pol/Phase	Note								
MHz	dBuV/m	dBuV	dB/m	dB/m	dBuV/m	dB	cm	deg											
5124.50	43.99	1.26	42.73	54.00	-10.01	100	26	Average	Vertical										
5358.00	103.44	60.51	42.93	54.00	49.44	100	26	Average	Vertical										
5358.00	51.91	8.94	42.97	54.00	-2.09	100	26	Average	Vertical										

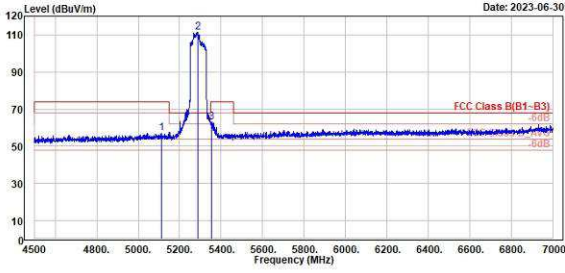
802.11ax HE80

CH 58 (Horizontal) Peak

CH 58 (Vertical) Peak



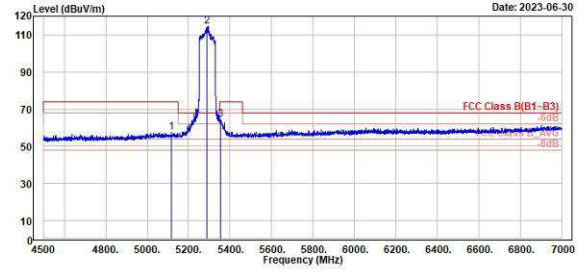
TUV Rheinland Taiwan Ltd.
No. 438-18, Sec 2, Fenliao, Linkou Dist., New Taipei City 244, Taiwan(R.O.C.)
Tel: +886-2172-1000 Fax: +886-2172-1322



Peak	Freq	Level	Read Level	Factor	Limit	Over	APos	TPos	Remark	Pol/Phase	Note
	MHz	dBuV/m	dBuV	dB/m	dBuV/m	dB	cm	deg			
1	5113.00	57.14	14.49	42.65	74.00	-16.86	217	301	Peak	Horizontal	
2 *	5350.00	111.41	69.47	42.94	69.39	42.02	217	301	Peak	Horizontal	
3	5353.50	62.93	19.55	42.98	74.00	-11.07	217	301	Peak	Horizontal	



TUV Rheinland Taiwan Ltd.
No. 438-18, Sec 2, Fenliao, Linkou Dist., New Taipei City 244, Taiwan(R.O.C.)
Tel: +886-2172-1000 Fax: +886-2172-1322



Peak	Freq	Level	Read Level	Factor	Limit	Over	APos	TPos	Remark	Pol/Phase	Note
	MHz	dBuV/m	dBuV	dB/m	dBuV/m	dB	cm	deg			
1	5115.50	57.31	14.65	42.66	74.00	-16.69	188	42	Peak	Vertical	
2 *	5350.00	114.59	71.65	42.94	69.39	45.00	188	42	Peak	Vertical	
3	5355.00	64.27	21.28	42.99	74.00	-9.73	188	42	Peak	Vertical	

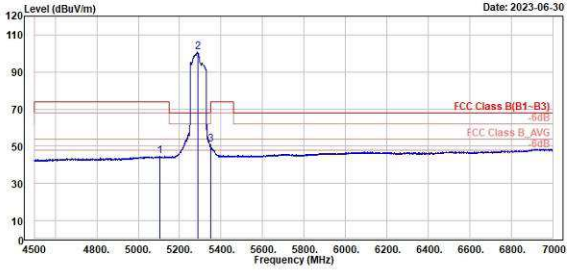
802.11ax HE80

CH 58 (Horizontal) Average

CH 58 (Vertical) Average



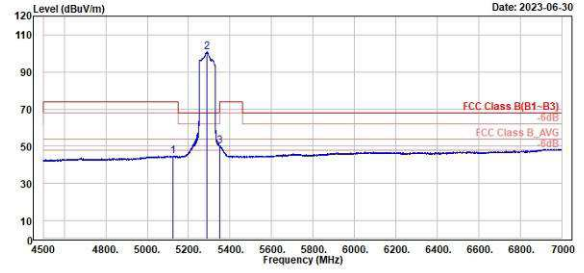
TUV Rheinland Taiwan Ltd.
No. 438-18, Sec 2, Fenliiao, Linkou Dist., New Taipei City 244, Taiwan(R.O.C.)
Tel: +886-2172-1000 Fax: +886-2172-1322



1	2	3	Read Level	Factor	Limit Line	Over Limit	APos	TPos	Remark	Pol/Phase	Note
MHz	dBuV/m	dBuV	dB/m	dBuV/m	dB	cm	deg				
5184.58	44.68	2.09	42.59	54.00	-9.32	217	301	Average	Horizontal		
5350.00	100.75	57.81	42.94	54.00	46.75	217	301	Average	Horizontal		
5350.00	51.00	8.63	42.97	54.00	-3.00	217	301	Average	Horizontal		



TUV Rheinland Taiwan Ltd.
No. 438-18, Sec 2, Fenliiao, Linkou Dist., New Taipei City 244, Taiwan(R.O.C.)
Tel: +886-2172-1000 Fax: +886-2172-1322



1	2	3	Read Level	Factor	Limit Line	Over Limit	APos	TPos	Remark	Pol/Phase	Note
MHz	dBuV/m	dBuV	dB/m	dBuV/m	dB	cm	deg				
5125.00	44.76	2.03	42.73	54.00	-9.24	188	42	Average	Vertical		
5350.00	100.78	57.84	42.94	54.00	46.78	188	42	Average	Vertical		
5350.50	50.35	7.38	42.97	54.00	-3.65	188	42	Average	Vertical		

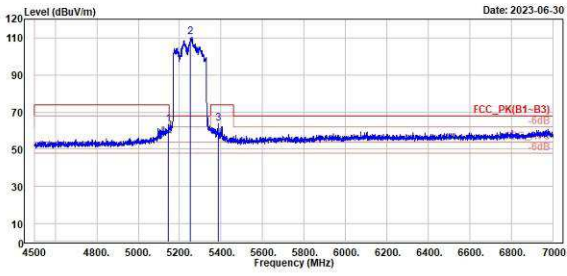
802.11ax HE160

CH 50 (Horizontal) Peak

CH 50 (Vertical) Peak



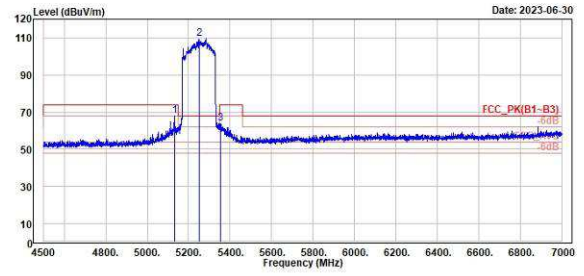
TUV Rheinland Taiwan Ltd.
No. 438-18, Sec 2, Fenliao, Linkou Dist., New Taipei City 244, Taiwan(R.O.C.)
Tel: +886-2172-1000 Fax: +886-2172-1322



Peak	Freq (MHz)	Level (dBuV/m)	Read Level (dBuV)	Factor (dB/m)	Limit Line (dBuV/m)	Over Limit (dB)	APos (cm)	TPos (deg)	Remark	Pol/Phase	Note
1	5145.00	63.50	20.64	42.86	74.00	-10.50	100	290	Peak	Horizontal	
2	5350.00	110.26	67.28	42.98	68.29	42.00	100	290	Peak	Horizontal	
3	5385.00	63.69	20.55	43.14	74.00	-10.31	100	290	Peak	Horizontal	



TUV Rheinland Taiwan Ltd.
No. 438-18, Sec 2, Fenliao, Linkou Dist., New Taipei City 244, Taiwan(R.O.C.)
Tel: +886-2172-1000 Fax: +886-2172-1322



Peak	Freq (MHz)	Level (dBuV/m)	Read Level (dBuV)	Factor (dB/m)	Limit Line (dBuV/m)	Over Limit (dB)	APos (cm)	TPos (deg)	Remark	Pol/Phase	Note
1	5131.50	68.17	25.40	42.77	74.00	-5.83	100	42	Peak	Vertical	
2	5350.00	109.45	66.47	42.98	68.29	41.25	100	42	Peak	Vertical	
3	5355.50	63.65	20.66	42.99	74.00	-10.35	100	42	Peak	Vertical	

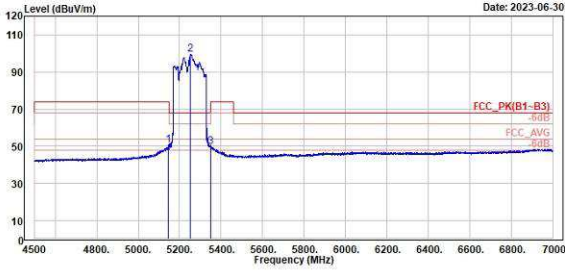
802.11ax HE160

CH 50 (Horizontal) Average

CH 50 (Vertical) Average



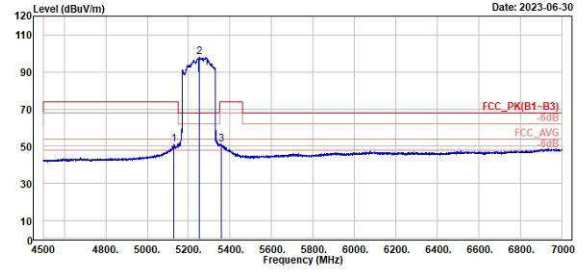
TÜV Rheinland Taiwan Ltd.
No. 438-18, Sec 2, Fenliiao, Linkou Dist., New Taipei City 244, Taiwan(R.O.C.)
Tel: +886-2172-1000 Fax: +886-2172-1322



Freq	Level	Read Level	Factor	Limit Line	Over Limit	APos	TPos	Remark	Pol/Phase	Note
MHz	dBuV/m	dBuV	dB/m	dBuV/m	dB	cm	deg			
1 5145.50	50.66	7.80	42.86	54.00	-3.34	100	290	Average	Horizontal	
2 * 5350.00	59.49	56.51	42.98	54.00	45.49	100	290	Average	Horizontal	
3 ! 5350.50	49.87	6.90	42.97	54.00	-4.13	100	290	Average	Horizontal	

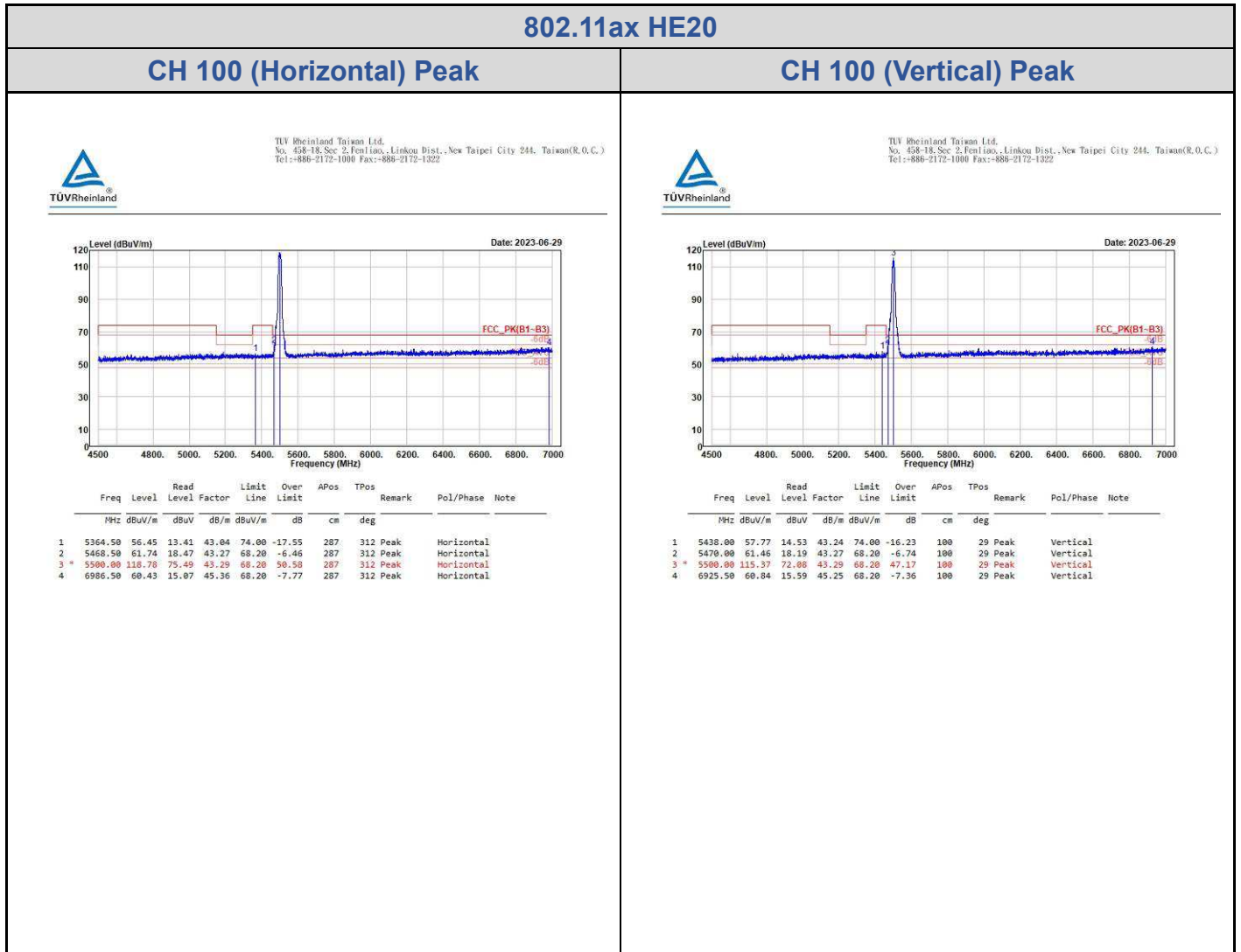


TÜV Rheinland Taiwan Ltd.
No. 438-18, Sec 2, Fenliiao, Linkou Dist., New Taipei City 244, Taiwan(R.O.C.)
Tel: +886-2172-1000 Fax: +886-2172-1322



Freq	Level	Read Level	Factor	Limit Line	Over Limit	APos	TPos	Remark	Pol/Phase	Note
MHz	dBuV/m	dBuV	dB/m	dBuV/m	dB	cm	deg			
1 5120.50	51.28	8.52	42.76	54.00	-2.72	100	42	Average	Vertical	
2 * 5350.00	97.95	54.97	42.98	54.00	43.95	100	42	Average	Vertical	
3 ! 5357.50	51.13	8.13	43.00	54.00	-2.87	100	42	Average	Vertical	

Band Edges, 5.3GHz ~ 5.47GHz, 5.725GHz
U-NII-2C



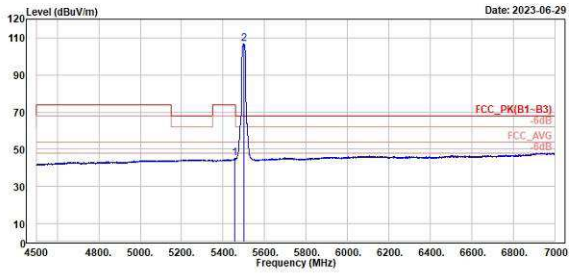
802.11ax HE20

CH 100 (Horizontal) Average

CH 100 (Vertical) Average



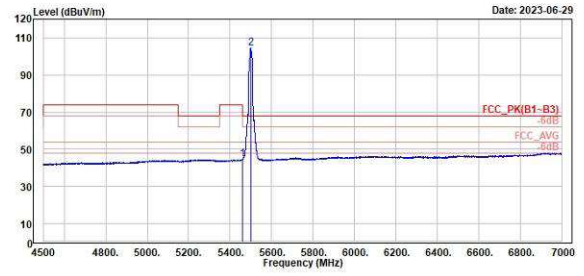
TUV Rheinland Taiwan Ltd.
No. 438-18, Sec 2, Fenliao, Linkou Dist., New Taipei City 244, Taiwan(R.O.C.)
Tel: +886-2172-1000 Fax: +886-2172-1322



Read	Limit	Over	APos	TPos	Remark	Pol/Phase	Note				
Level	Line	Limit									
Factor											
dBuV	dB/m	dBuV/m	dB	cm	deg						
1	5457.58	45.13	1.87	43.26	54.00	-8.87	287	312	Average	Horizontal	
2 *	5500.00	105.92	63.63	43.29	54.00	52.92	287	312	Average	Horizontal	



TUV Rheinland Taiwan Ltd.
No. 438-18, Sec 2, Fenliao, Linkou Dist., New Taipei City 244, Taiwan(R.O.C.)
Tel: +886-2172-1000 Fax: +886-2172-1322



Read	Limit	Over	APos	TPos	Remark	Pol/Phase	Note				
Level	Line	Limit									
Factor											
dBuV	dB/m	dBuV/m	dB	cm	deg						
1	5468.00	44.76	1.58	43.26	54.00	-9.24	180	29	Average	Vertical	
2 *	5500.00	104.30	61.01	43.29	54.00	50.30	180	29	Average	Vertical	

802.11ax HE20

CH 116 (Horizontal) Peak

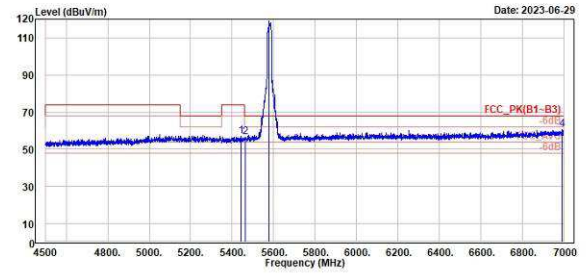
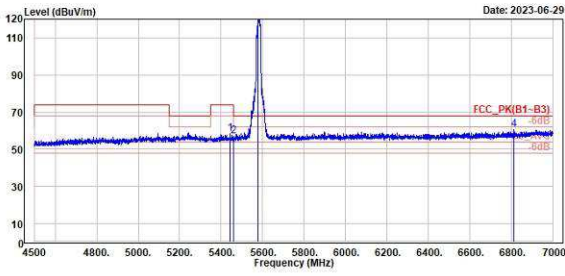
CH 116 (Vertical) Peak



TUV Rheinland Taiwan Ltd.
No. 438-18, Sec 2, Fenliiao, Linkou Dist., New Taipei City 244, Taiwan(R.O.C.)
Tel: +886-2172-1000 Fax: +886-2172-1322



TUV Rheinland Taiwan Ltd.
No. 438-18, Sec 2, Fenliiao, Linkou Dist., New Taipei City 244, Taiwan(R.O.C.)
Tel: +886-2172-1000 Fax: +886-2172-1322



Peak	Freq	Level	Read	Limit	Over	APos	TPos	Remark	Pol/Phase	Note
	MHz	dBuV/m	dBuV	dB/m	dBuV/m	dB	cm	deg		
1	5444.58	58.24	14.89	43.25	74.00	-15.76	216	307 Peak	Horizontal	
2	5461.00	57.24	13.98	43.26	68.20	-10.96	216	307 Peak	Horizontal	
3 *	5580.00	120.12	76.72	43.40	68.20	51.92	216	307 Peak	Horizontal	
4	6812.50	60.53	15.54	44.99	68.20	-7.67	216	307 Peak	Horizontal	

Peak	Freq	Level	Read	Limit	Over	APos	TPos	Remark	Pol/Phase	Note
	MHz	dBuV/m	dBuV	dB/m	dBuV/m	dB	cm	deg		
1	5445.00	56.83	13.58	43.25	74.00	-17.17	100	34 Peak	Vertical	
2	5462.50	56.68	13.42	43.26	68.20	-11.52	100	34 Peak	Vertical	
3 *	5580.00	119.10	75.70	43.40	68.20	50.90	100	34 Peak	Vertical	
4	6991.50	60.59	15.22	45.37	68.20	-7.61	100	34 Peak	Vertical	

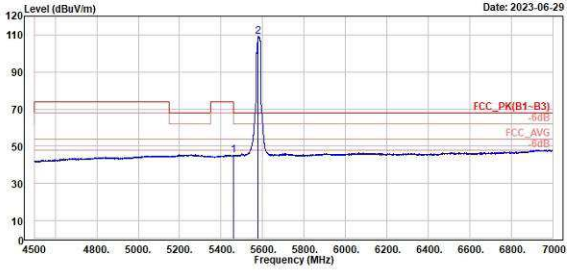
802.11ax HE20

CH 116 (Horizontal) Average

CH 116 (Vertical) Average



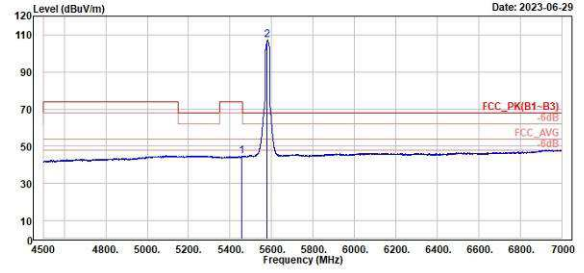
TUV Rheinland Taiwan Ltd.
No. 438-18, Sec 2, Fenliao, Linkou Dist., New Taipei City 244, Taiwan(R.O.C.)
Tel: +886-2172-1000 Fax: +886-2172-1322



Read	Limit	Over	APos	TPos	Remark	Pol/Phase	Note				
Level	Line	Limit									
Factor											
dBuV	dB/m	dBuV/m	cm	deg							
1	5458.00	45.20	1.94	43.26	54.00	-8.80	216	307	Average	Horizontal	
2	5588.00	109.25	65.85	43.40	54.00	55.25	216	307	Average	Horizontal	



TUV Rheinland Taiwan Ltd.
No. 438-18, Sec 2, Fenliao, Linkou Dist., New Taipei City 244, Taiwan(R.O.C.)
Tel: +886-2172-1000 Fax: +886-2172-1322



Read	Limit	Over	APos	TPos	Remark	Pol/Phase	Note				
Level	Line	Limit									
Factor											
dBuV	dB/m	dBuV/m	cm	deg							
1	5455.50	44.79	1.53	43.26	54.00	-9.21	100	34	Average	Vertical	
2	5588.00	107.15	63.75	43.40	54.00	53.15	100	34	Average	Vertical	

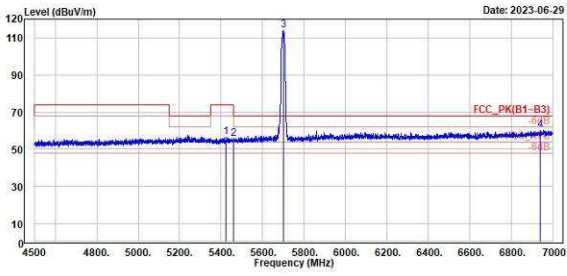
802.11ax HE20

CH 140 (Horizontal) Peak

CH 140 (Vertical) Peak



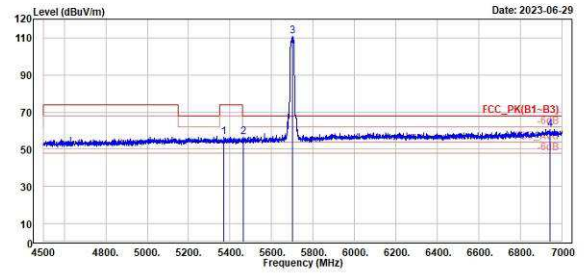
TUV Rheinland Taiwan Ltd.
No. 438-18, Sec 2, Fenliiao, Linkou Dist., New Taipei City 244, Taiwan(R.O.C.)
Tel: +886-2172-1000 Fax: +886-2172-1322



Peak	Freq (MHz)	Level (dBuV/m)	Read Level (dBuV)	Factor	Limit Line (dBuV/m)	Over Limit (dB)	APos (cm)	TPos (deg)	Remark	Pol/Phase	Note
1	5421.50	56.60	13.37	43.23	74.00	-17.40	100	345	Peak	Horizontal	
2	5460.50	55.72	12.46	43.26	68.20	-12.48	100	345	Peak	Horizontal	
3 *	5700.00	114.16	70.50	43.66	68.20	45.96	100	345	Peak	Horizontal	
4	6940.00	60.24	14.98	45.26	68.20	-7.96	100	345	Peak	Horizontal	



TUV Rheinland Taiwan Ltd.
No. 438-18, Sec 2, Fenliiao, Linkou Dist., New Taipei City 244, Taiwan(R.O.C.)
Tel: +886-2172-1000 Fax: +886-2172-1322



Peak	Freq (MHz)	Level (dBuV/m)	Read Level (dBuV)	Factor	Limit Line (dBuV/m)	Over Limit (dB)	APos (cm)	TPos (deg)	Remark	Pol/Phase	Note
1	5309.00	56.74	13.68	43.06	74.00	-17.26	100	93	Peak	Vertical	
2	5464.00	56.43	13.17	43.26	68.20	-11.77	100	93	Peak	Vertical	
3 *	5700.00	111.03	67.37	43.66	68.20	42.83	100	93	Peak	Vertical	
4	6943.00	60.81	15.55	45.26	68.20	-7.39	100	93	Peak	Vertical	

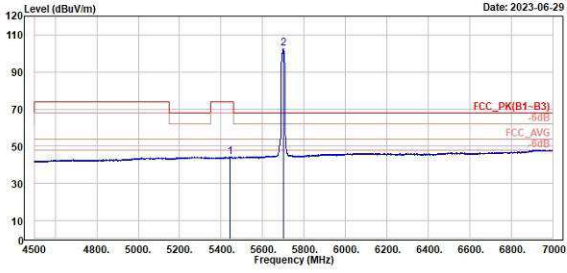
802.11ax HE20

CH 140 (Horizontal) Average

CH 140 (Vertical) Average



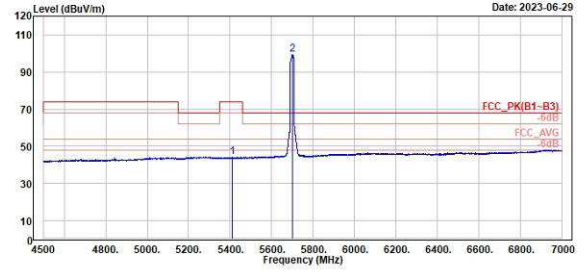
TUV Rheinland Taiwan Ltd.
No. 438-18, Sec 2, Fenliiao, Linkou Dist., New Taipei City 244, Taiwan(R.O.C.)
Tel: +886-2172-1000 Fax: +886-2172-1322



Read	Limit	Over	APos	TPos	Remark	Pol/Phase	Note	
Freq	Level	Level	Line	Limit				
MHz	dBuV/m	dBuV	dB/m	dBuV/m	dB	cm	deg	
1	5443.00	44.14	0.89	43.25	54.00	-9.86	100	345 Average Horizontal
2 *	5700.00	102.53	58.67	43.66	54.00	48.53	100	345 Average Horizontal



TUV Rheinland Taiwan Ltd.
No. 438-18, Sec 2, Fenliiao, Linkou Dist., New Taipei City 244, Taiwan(R.O.C.)
Tel: +886-2172-1000 Fax: +886-2172-1322



Read	Limit	Over	APos	TPos	Remark	Pol/Phase	Note	
Freq	Level	Level	Line	Limit				
MHz	dBuV/m	dBuV	dB/m	dBuV/m	dB	cm	deg	
1	5409.50	44.12	0.90	43.22	54.00	-9.88	100	93 Average Vertical
2 *	5700.00	99.40	55.74	43.66	54.00	45.40	100	93 Average Vertical

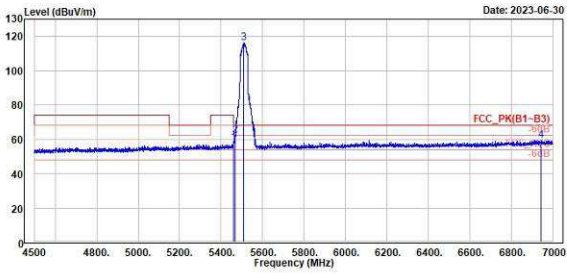
802.11ax HE40

CH 102 (Horizontal) Peak

CH 102 (Vertical) Peak



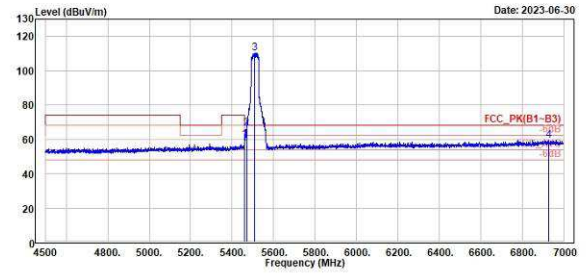
TUV Rheinland Taiwan Ltd.
No. 438-18, Sec 2, Fenliiao, Linkou Dist., New Taipei City 244, Taiwan(R.O.C.)
Tel: +886-2172-1000 Fax: +886-2172-1322



Peak	Freq	Level	Read	Limit	Over	APos	TPos	Remark	Pol/Phase	Note
	MHz	dBuV/m	dBuV	dB/m	dBuV/m	dB	cm	deg		
1	5459.58	57.68	15.52	42.16	74.00	-16.32	260	303 Peak	Horizontal	
2	5469.00	62.48	20.27	42.21	68.20	-5.72	260	303 Peak	Horizontal	
3	5516.00	116.23	73.89	42.34	68.20	48.03	260	303 Peak	Horizontal	
4	6943.50	59.18	15.38	43.80	68.20	-9.02	260	303 Peak	Horizontal	



TUV Rheinland Taiwan Ltd.
No. 438-18, Sec 2, Fenliiao, Linkou Dist., New Taipei City 244, Taiwan(R.O.C.)
Tel: +886-2172-1000 Fax: +886-2172-1322



Peak	Freq	Level	Read	Limit	Over	APos	TPos	Remark	Pol/Phase	Note
	MHz	dBuV/m	dBuV	dB/m	dBuV/m	dB	cm	deg		
1	5468.00	59.98	17.73	42.17	68.20	-8.30	100	102 Peak	Vertical	
2	5470.00	66.28	24.07	42.21	68.20	-1.92	100	102 Peak	Vertical	
3	5516.00	116.47	68.13	42.34	68.20	42.27	100	102 Peak	Vertical	
4	6926.00	59.47	15.72	43.75	68.20	-8.73	100	102 Peak	Vertical	

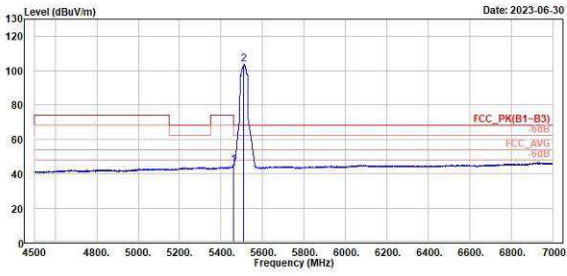
802.11ax HE40

CH 102 (Horizontal) Average

CH 102 (Vertical) Average



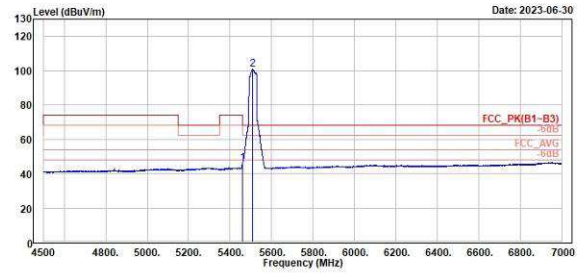
TUV Rheinland Taiwan Ltd.
No. 438-18, Sec 2, Fenliiao, Linkou Dist., New Taipei City 244, Taiwan(R.O.C.)
Tel: +886-2172-1000 Fax: +886-2172-1322



Read	Limit	Over	APos	TPos	Remark	Pol/Phase	Note				
Level	Line	Limit									
Factor											
dBuV	dB/m	dBuV/m	cm	deg							
1	5460.00	44.95	2.78	42.17	54.00	-9.05	260	303	Average	Horizontal	
2 *	5510.00	103.82	61.48	42.34	54.00	49.82	260	303	Average	Horizontal	



TUV Rheinland Taiwan Ltd.
No. 438-18, Sec 2, Fenliiao, Linkou Dist., New Taipei City 244, Taiwan(R.O.C.)
Tel: +886-2172-1000 Fax: +886-2172-1322



Read	Limit	Over	APos	TPos	Remark	Pol/Phase	Note				
Level	Line	Limit									
Factor											
dBuV	dB/m	dBuV/m	cm	deg							
1	5460.00	45.93	3.76	42.17	54.00	-8.07	100	102	Average	Vertical	
2 *	5510.00	100.75	58.41	42.34	54.00	46.75	100	102	Average	Vertical	

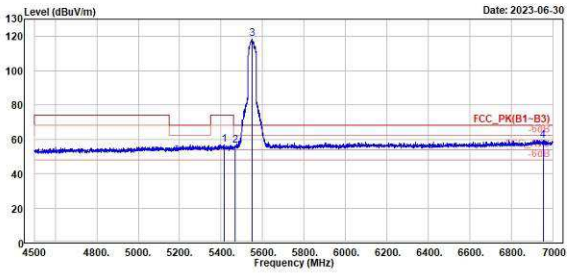
802.11ax HE40

CH 110 (Horizontal) Peak

CH 110 (Vertical) Peak



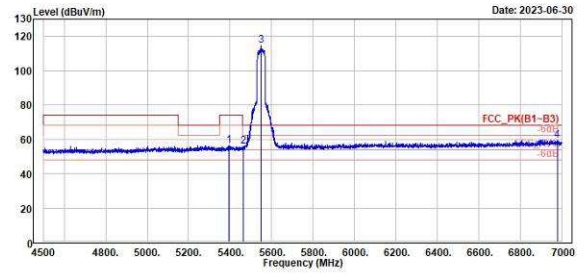
TUV Rheinland Taiwan Ltd.
No. 438-18, Sec 2, Fenliiao, Linkou Dist., New Taipei City 244, Taiwan(R.O.C.)
Tel: +886-2172-1000 Fax: +886-2172-1322



Peak	Freq (MHz)	Level (dBuV/m)	Read Level (dBuV)	Factor (dB/m)	Limit Line (dBuV/m)	Over Limit (dB)	APos (cm)	TPos (deg)	Remark	Pol/Phase	Note
1	5414.58	56.89	14.51	42.38	74.00	-17.11	244	303	Peak	Horizontal	
2	5467.00	56.20	14.00	42.20	68.20	-12.00	244	303	Peak	Horizontal	
3 *	5550.00	118.58	76.30	42.28	68.20	50.38	244	303	Peak	Horizontal	
4	6954.00	59.56	15.76	43.80	68.20	-8.64	244	303	Peak	Horizontal	



TUV Rheinland Taiwan Ltd.
No. 438-18, Sec 2, Fenliiao, Linkou Dist., New Taipei City 244, Taiwan(R.O.C.)
Tel: +886-2172-1000 Fax: +886-2172-1322



Peak	Freq (MHz)	Level (dBuV/m)	Read Level (dBuV)	Factor (dB/m)	Limit Line (dBuV/m)	Over Limit (dB)	APos (cm)	TPos (deg)	Remark	Pol/Phase	Note
1	5393.50	56.41	14.82	42.39	74.00	-17.59	100	337	Peak	Vertical	
2	5462.00	56.07	13.89	42.18	68.20	-12.13	100	337	Peak	Vertical	
3 *	5550.00	114.46	72.18	42.28	68.20	46.26	100	337	Peak	Vertical	
4	6978.50	59.54	15.77	43.77	68.20	-8.66	100	337	Peak	Vertical	

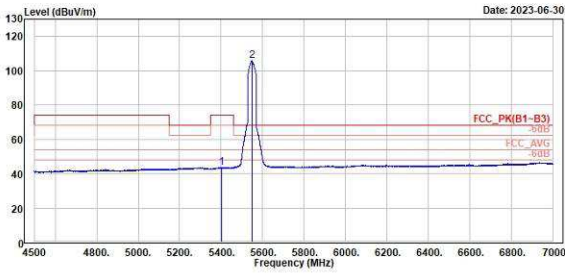
802.11ax HE40

CH 110 (Horizontal) Average

CH 110 (Vertical) Average



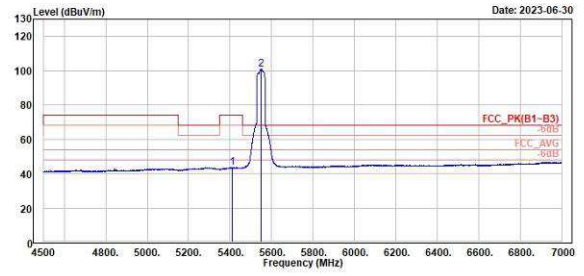
TUV Rheinland Taiwan Ltd.
No. 438-18, Sec 2, Fenliiao, Linkou Dist., New Taipei City 244, Taiwan(R.O.C.)
Tel: +886-2172-1000 Fax: +886-2172-1322



Read	Limit	Over	APos	TPos	Remark	Pol/Phase	Note
Freq	Level	Level Factor	Line	Limit			
MHz	dBuV/m	dBuV	dB/m	dBuV/m	dB	cm	deg
1	5484.58	43.55	1.10	42.45	54.00	-10.45	244 303 Average Horizontal
2 *	5558.00	105.77	63.49	42.28	54.00	51.77	244 303 Average Horizontal



TUV Rheinland Taiwan Ltd.
No. 438-18, Sec 2, Fenliiao, Linkou Dist., New Taipei City 244, Taiwan(R.O.C.)
Tel: +886-2172-1000 Fax: +886-2172-1322



Read	Limit	Over	APos	TPos	Remark	Pol/Phase	Note
Freq	Level	Level Factor	Line	Limit			
MHz	dBuV/m	dBuV	dB/m	dBuV/m	dB	cm	deg
1	5411.00	43.45	1.05	42.40	54.00	-10.55	100 337 Average Vertical
2 *	5558.00	101.08	58.88	42.28	54.00	47.88	100 337 Average Vertical

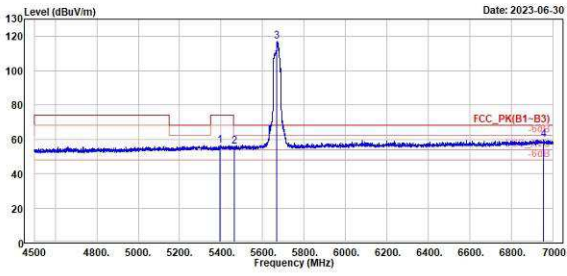
802.11ax HE40

CH 134 (Horizontal) Peak

CH 134 (Vertical) Peak



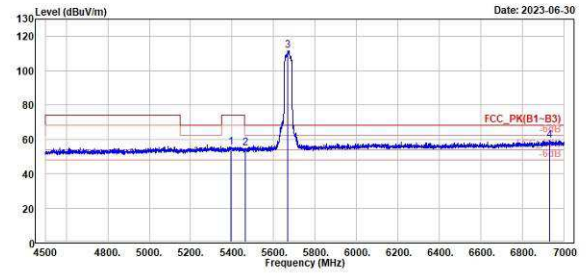
TUV Rheinland Taiwan Ltd.
No. 438-18, Sec 2, Fenliiao, Linkou Dist., New Taipei City 244, Taiwan(R.O.C.)
Tel: +886-2172-1000 Fax: +886-2172-1322



Peak	Freq	Level	Read	Limit	Over	APos	TPos	Remark	Pol/Phase	Note
	MHz	dBuV/m	dBuV	dB/m	dBuV/m	dB	cm	deg		
1	5393.50	56.26	13.87	42.39	74.00	-17.74	102	299 Peak	Horizontal	
2	5465.00	55.66	13.47	42.19	68.20	-12.54	102	299 Peak	Horizontal	
3 *	5670.00	117.01	74.59	42.42	68.20	48.81	102	299 Peak	Horizontal	
4	6957.50	59.74	15.94	43.80	68.20	-8.46	102	299 Peak	Horizontal	



TUV Rheinland Taiwan Ltd.
No. 438-18, Sec 2, Fenliiao, Linkou Dist., New Taipei City 244, Taiwan(R.O.C.)
Tel: +886-2172-1000 Fax: +886-2172-1322



Peak	Freq	Level	Read	Limit	Over	APos	TPos	Remark	Pol/Phase	Note
	MHz	dBuV/m	dBuV	dB/m	dBuV/m	dB	cm	deg		
1	5394.00	55.60	13.20	42.40	74.00	-18.40	220	336 Peak	Vertical	
2	5465.00	54.95	12.76	42.19	68.20	-13.25	220	336 Peak	Vertical	
3 *	5670.00	111.77	69.35	42.42	68.20	43.57	220	336 Peak	Vertical	
4	6931.50	59.11	15.35	43.76	68.20	-9.09	220	336 Peak	Vertical	

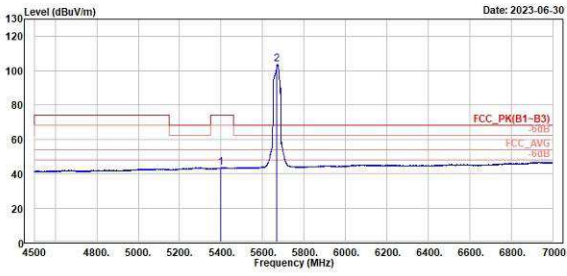
802.11ax HE40

CH 134 (Horizontal) Average

CH 134 (Vertical) Average



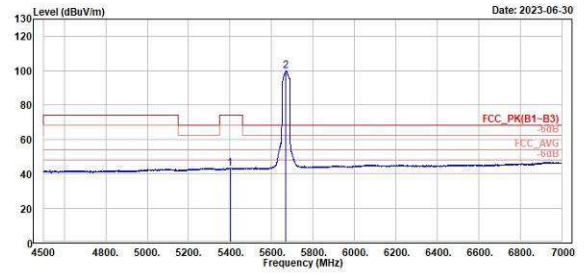
TUV Rheinland Taiwan Ltd.
No. 438-18, Sec 2, Fenliiao, Linkou Dist., New Taipei City 244, Taiwan(R.O.C.)
Tel: +886-2172-1000 Fax: +886-2172-1322



Freq	Level	Read	Limit	Over	APos	TPos	Remark	Pol/Phase	Note
MHz	dBuV/m	dBuV	dB/m	dBuV/m	dB	cm	deg		
1	5397.58	43.55	1.09	42.46	54.00	-18.45	102	299	Average Horizontal
2 *	5670.00	103.83	61.41	42.42	54.00	49.83	102	299	Average Horizontal



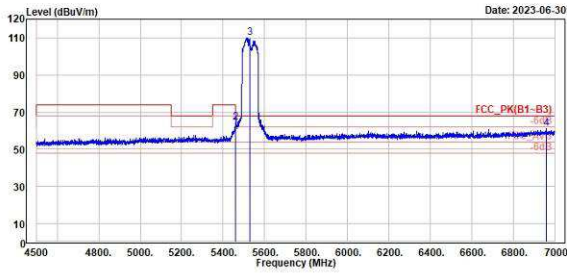
TUV Rheinland Taiwan Ltd.
No. 438-18, Sec 2, Fenliiao, Linkou Dist., New Taipei City 244, Taiwan(R.O.C.)
Tel: +886-2172-1000 Fax: +886-2172-1322



Freq	Level	Read	Limit	Over	APos	TPos	Remark	Pol/Phase	Note
MHz	dBuV/m	dBuV	dB/m	dBuV/m	dB	cm	deg		
1	5400.50	43.17	0.68	42.49	54.00	-18.83	220	336	Average Vertical
2 *	5670.00	100.83	57.61	42.42	54.00	46.83	220	336	Average Vertical

802.11ax HE80
CH 106 (Horizontal) Peak
CH 106 (Vertical) Peak

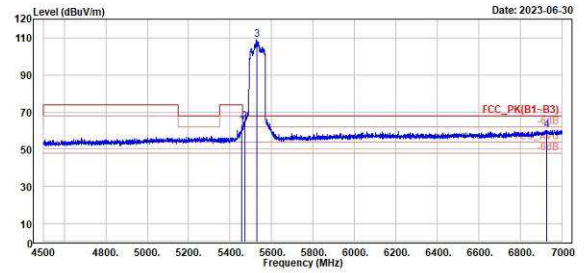

TÜV Rheinland Taiwan Ltd.
 No. 438-18, Sec. 2, Fenliiao, Linkou Dist., New Taipei City 244, Taiwan(R.O.C.)
 Tel: +886-2172-1000 Fax: +886-2172-1322



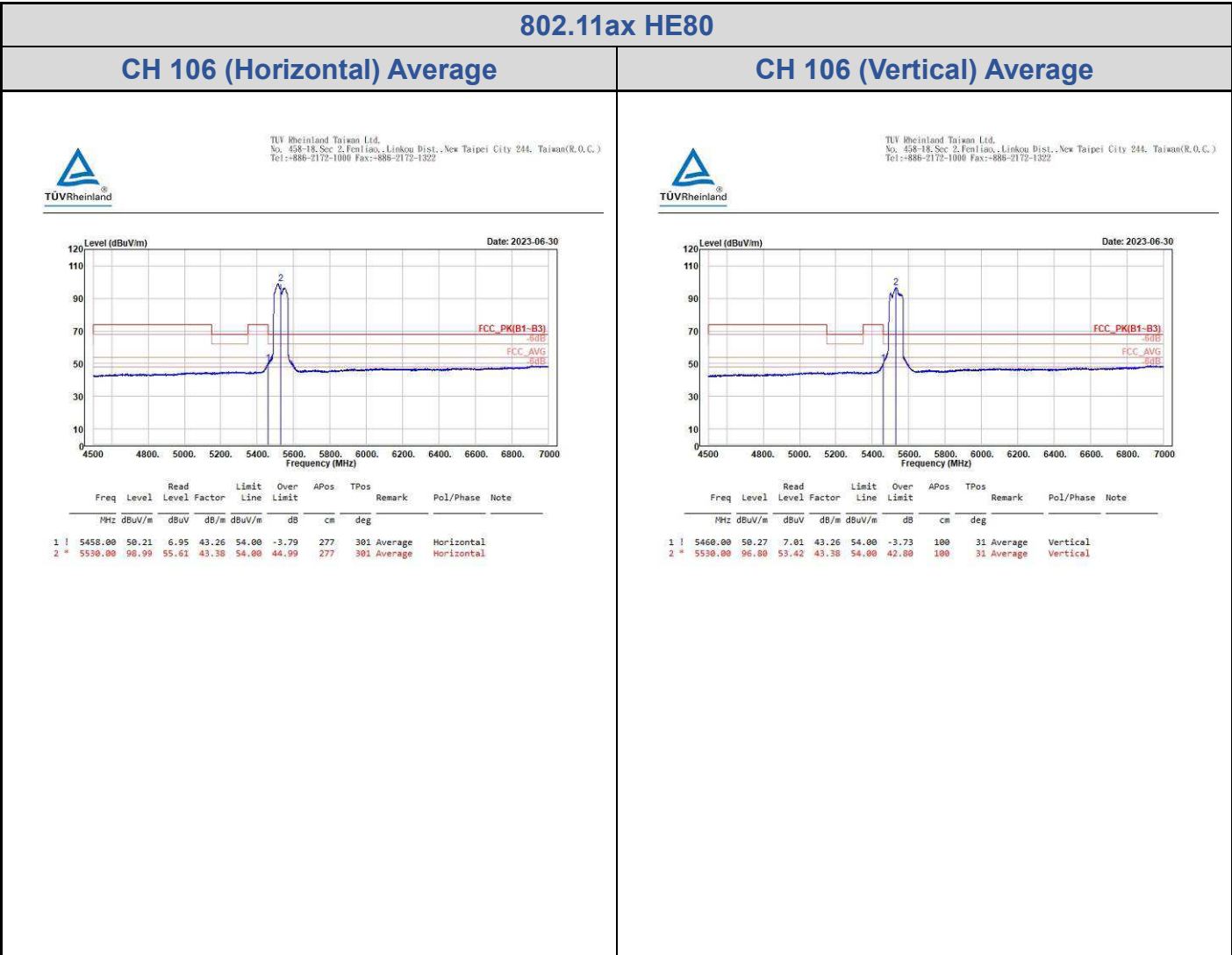
	Read	Limit	Over	APos	TPos	Remark	Pol/Phase	Note	
1	5458.00	62.27	19.81	43.26	74.00	-11.73	277	301 Peak	Horizontal
2	5461.00	64.19	20.93	43.26	68.20	-4.01	277	301 Peak	Horizontal
3	5530.00	110.07	66.59	43.38	68.20	41.87	277	301 Peak	Horizontal
4	6959.50	60.98	15.69	45.29	68.20	-7.22	277	301 Peak	Horizontal



TÜV Rheinland Taiwan Ltd.
 No. 438-18, Sec. 2, Fenliiao, Linkou Dist., New Taipei City 244, Taiwan(R.O.C.)
 Tel: +886-2172-1000 Fax: +886-2172-1322



	Read	Limit	Over	APos	TPos	Remark	Pol/Phase	Note	
1	5457.50	62.80	19.54	43.26	74.00	-11.20	100	31 Peak	Vertical
2	5470.00	64.91	21.64	43.27	68.20	-3.29	100	31 Peak	Vertical
3	5530.00	109.09	65.71	43.38	68.20	40.89	100	31 Peak	Vertical
4	6929.00	60.37	15.12	45.25	68.20	-7.83	100	31 Peak	Vertical



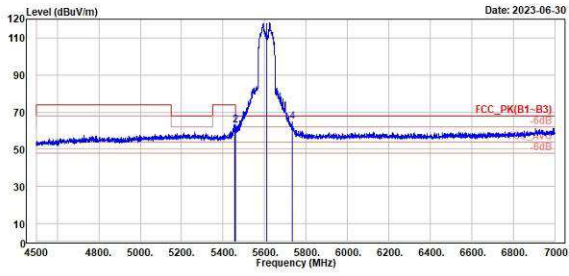
802.11ax HE80

CH 122 (Horizontal) Peak

CH 122 (Vertical) Peak



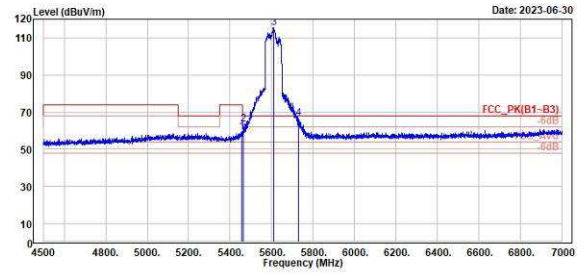
TUV Rheinland Taiwan Ltd.
No. 438-18, Sec 2, Fenliiao, Linkou Dist., New Taipei City 244, Taiwan(R.O.C.)
Tel: +886-2172-1000 Fax: +886-2172-1322



Peak	Freq	Level	Read Level	Factor	Limit	Over	APos	TPos	Remark	Pol/Phase	Note
	MHz	dBuV/m	dBuV	dB/m	dBuV/m	dB	cm	deg			
1	5454.00	63.60	20.34	43.26	74.00	-10.40	249	302	Peak	Horizontal	
2	5461.00	63.09	19.83	43.26	68.20	-5.11	249	302	Peak	Horizontal	
3 *	5610.00	118.27	74.88	43.39	68.20	50.07	249	302	Peak	Horizontal	
4	5733.00	64.63	20.94	43.69	68.20	-3.57	249	302	Peak	Horizontal	



TUV Rheinland Taiwan Ltd.
No. 438-18, Sec 2, Fenliiao, Linkou Dist., New Taipei City 244, Taiwan(R.O.C.)
Tel: +886-2172-1000 Fax: +886-2172-1322



Peak	Freq	Level	Read Level	Factor	Limit	Over	APos	TPos	Remark	Pol/Phase	Note
	MHz	dBuV/m	dBuV	dB/m	dBuV/m	dB	cm	deg			
1	5456.50	59.32	16.06	43.26	74.00	-14.68	112	36	Peak	Vertical	
2	5485.50	63.23	19.96	43.27	68.20	-4.97	112	36	Peak	Vertical	
3 *	5610.00	115.27	71.88	43.39	68.20	47.07	112	36	Peak	Vertical	
4	5731.50	66.63	22.94	43.69	68.20	-1.57	112	36	Peak	Vertical	

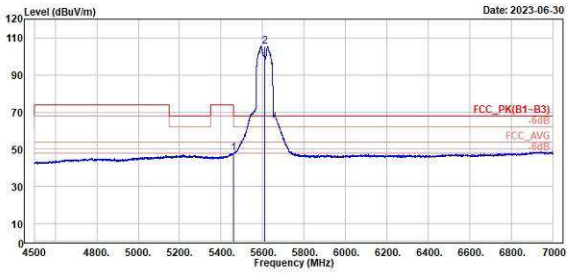
802.11ax HE80

CH 122 (Horizontal) Average

CH 122 (Vertical) Average



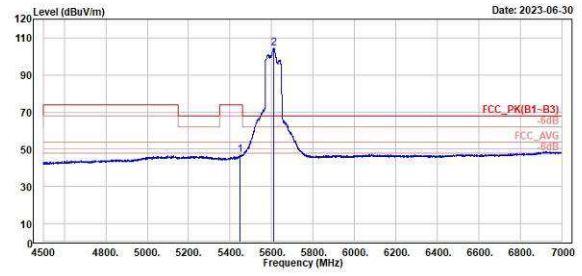
TUV Rheinland Taiwan Ltd.
No. 438-18, Sec 2, Fenliao, Linkou Dist., New Taipei City 244, Taiwan(R.O.C.)
Tel: +886-2172-1000 Fax: +886-2172-1322



1	2	3	4	5	6	7	8	9	10	11	12	13	14	15	16	17	18	19	20
1	2	3	4	5	6	7	8	9	10	11	12	13	14	15	16	17	18	19	20
MHz	Level	Read	Level	Factor	Limit	Over	APos	TPos	Remark	Pol/Phase	Note								
MHz	dBuV/m	dBuV	dB/m	dB/m	dBuV/m	dB	cm	deg											
1	5458.00	47.99	4.73	43.26	54.00	-6.01	249	302	Average	Horizontal									
2	5610.00	105.60	62.21	43.39	54.00	51.60	249	302	Average	Horizontal									



TUV Rheinland Taiwan Ltd.
No. 438-18, Sec 2, Fenliao, Linkou Dist., New Taipei City 244, Taiwan(R.O.C.)
Tel: +886-2172-1000 Fax: +886-2172-1322



1	2	3	4	5	6	7	8	9	10	11	12	13	14	15	16	17	18	19	20
1	2	3	4	5	6	7	8	9	10	11	12	13	14	15	16	17	18	19	20
MHz	Level	Read	Level	Factor	Limit	Over	APos	TPos	Remark	Pol/Phase	Note								
MHz	dBuV/m	dBuV	dB/m	dB/m	dBuV/m	dB	cm	deg											
1	5449.50	46.87	3.62	43.25	54.00	-7.13	112	36	Average	Vertical									
2	5610.00	104.54	61.15	43.39	54.00	50.54	112	36	Average	Vertical									

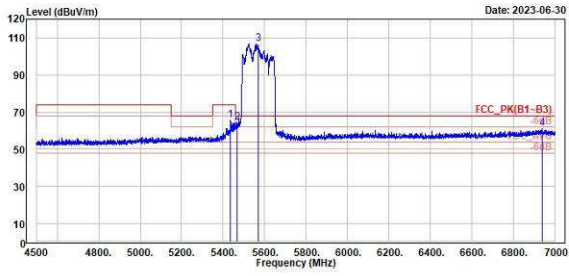
802.11ax HE160

CH 114 (Horizontal) Peak

CH 114 (Vertical) Peak



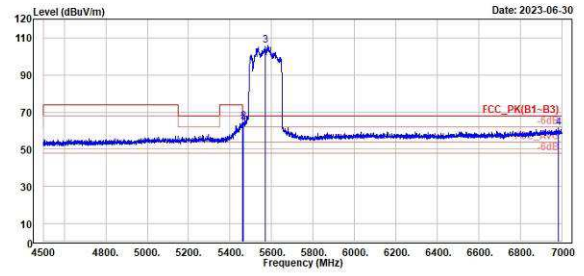
TUV Rheinland Taiwan Ltd.
No. 438-18, Sec 2, Fenliiao, Linkou Dist., New Taipei City 244, Taiwan(R.O.C.)
Tel: +886-2172-1000 Fax: +886-2172-1322



Peak	Freq	Level	Read Level	Factor	Limit	Over	APos	TPos	Remark	Pol/Phase	Note
	MHz	dBuV/m	dBuV	dB/m	dBuV/m	dB	cm	deg			
1	5436.50	65.92	22.68	43.24	74.00	-8.08	100	294	Peak	Horizontal	
2	5466.50	64.32	21.05	43.27	68.20	-3.88	100	294	Peak	Horizontal	
3 *	5570.00	106.82	63.41	43.41	68.20	38.62	100	294	Peak	Horizontal	
4	6941.00	61.10	15.84	45.26	68.20	-7.10	100	294	Peak	Horizontal	



TUV Rheinland Taiwan Ltd.
No. 438-18, Sec 2, Fenliiao, Linkou Dist., New Taipei City 244, Taiwan(R.O.C.)
Tel: +886-2172-1000 Fax: +886-2172-1322



Peak	Freq	Level	Read Level	Factor	Limit	Over	APos	TPos	Remark	Pol/Phase	Note
	MHz	dBuV/m	dBuV	dB/m	dBuV/m	dB	cm	deg			
1	5458.00	63.82	20.56	43.26	74.00	-10.18	100	33	Peak	Vertical	
2	5462.00	64.92	21.66	43.26	68.20	-3.28	100	33	Peak	Vertical	
3 *	5570.00	105.65	62.24	43.41	68.20	37.45	100	33	Peak	Vertical	
4	6983.50	61.45	16.09	45.36	68.20	-6.75	100	33	Peak	Vertical	

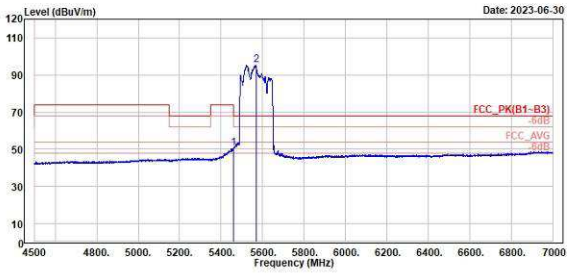
802.11ax HE160

CH 114 (Horizontal) Average

CH 114 (Vertical) Average



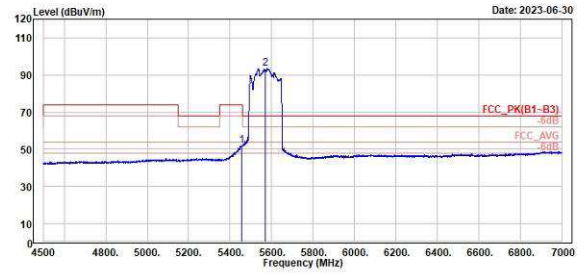
TUV Rheinland Taiwan Ltd.
No. 438-18, Sec 2, Fenliao, Linkou Dist., New Taipei City 244, Taiwan(R.O.C.)
Tel: +886-2172-1000 Fax: +886-2172-1322



Read	Limit	Over	APos	TPos	Remark	Pol/Phase	Note
Level	Line	Limit					
Factor							
dBuV	dB/m	dBuV/m	cm	deg			
1 5459.50	50.65	7.39	43.26	54.00	-3.35	100	294 Average Horizontal
2 * 5570.00	95.15	51.74	43.41	54.00	41.15	100	294 Average Horizontal



TUV Rheinland Taiwan Ltd.
No. 438-18, Sec 2, Fenliao, Linkou Dist., New Taipei City 244, Taiwan(R.O.C.)
Tel: +886-2172-1000 Fax: +886-2172-1322

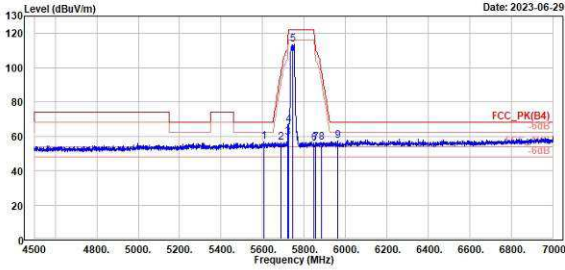


Read	Limit	Over	APos	TPos	Remark	Pol/Phase	Note
Level	Line	Limit					
Factor							
dBuV	dB/m	dBuV/m	cm	deg			
1 5457.00	52.20	8.94	43.26	54.00	-1.80	100	33 Average Vertical
2 * 5570.00	93.58	50.17	43.41	54.00	39.58	100	33 Average Vertical

Mask, 5.725GHz ~ 5.85GHz
U-NII-3
802.11ax HE20
CH 149 (Horizontal) Peak
CH 149 (Vertical) Peak


TÜV Rheinland Taiwan Ltd.
 No. 438-18, Sec 2, Fenliiao, Linkou Dist., New Taipei City 244, Taiwan(R.O.C.)
 Tel: +886-2172-1000 Fax: +886-2172-1322

Date: 2023-06-29

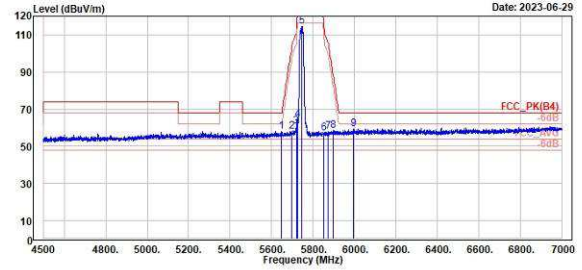


	Freq MHz	Level dBuV/m	Read		Limit		Over Limit	APos cm	TPos deg	Remark	Pol/Phase	Note
			Level dBuV	Factor dB/m	Line dBuV/m	dB						
1	5686.00	56.90	14.66	42.24	68.20	-11.30	233	315	Peak	Horizontal		
2	5687.50	56.58	14.18	42.40	95.98	-39.40	233	315	Peak	Horizontal		
3	5726.00	59.51	17.64	42.47	110.80	-51.29	233	315	Peak	Horizontal		
4	5724.00	66.81	24.32	42.49	119.92	-53.11	233	315	Peak	Horizontal		
5	5745.00	113.77	71.19	42.58	122.20	-8.43	233	315	Peak	Horizontal		
6	5858.00	55.67	13.00	42.67	122.20	-66.53	233	315	Peak	Horizontal		
7	5858.00	56.39	13.66	42.67	169.96	-53.63	233	315	Peak	Horizontal		
8	5885.00	56.57	13.88	42.69	97.77	-41.20	233	315	Peak	Horizontal		
9	5964.00	57.30	14.33	42.97	68.20	-10.90	233	315	Peak	Horizontal		



TÜV Rheinland Taiwan Ltd.
 No. 438-18, Sec 2, Fenliiao, Linkou Dist., New Taipei City 244, Taiwan(R.O.C.)
 Tel: +886-2172-1000 Fax: +886-2172-1322

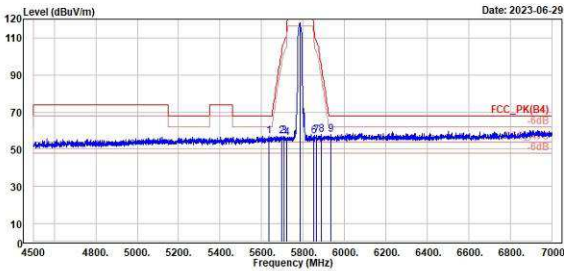
Date: 2023-06-29



	Freq MHz	Level dBuV/m	Read		Limit		Over Limit	APos cm	TPos deg	Remark	Pol/Phase	Note
			Level dBuV	Factor dB/m	Line dBuV/m	dB						
1	5646.50	58.11	14.69	43.42	68.20	-10.09	100	39	Peak	Vertical		
2	5695.50	58.10	14.46	43.64	101.88	-43.78	100	39	Peak	Vertical		
3	5719.50	60.71	17.83	43.68	110.66	-49.95	100	39	Peak	Vertical		
4	5724.00	64.24	20.55	43.69	119.92	-55.68	100	39	Peak	Vertical		
5	5745.00	114.33	70.63	43.70	122.20	-7.87	100	39	Peak	Vertical		
6	5854.00	57.04	13.83	44.01	113.08	-56.04	100	39	Peak	Vertical		
7	5872.50	57.74	13.68	44.06	105.90	-48.16	100	39	Peak	Vertical		
8	5896.50	58.38	14.26	44.12	89.25	-30.87	100	39	Peak	Vertical		
9	5995.00	59.12	14.53	44.59	68.20	-9.08	100	39	Peak	Vertical		

802.11ax HE20
CH 157 (Horizontal) Peak
CH 157 (Vertical) Peak

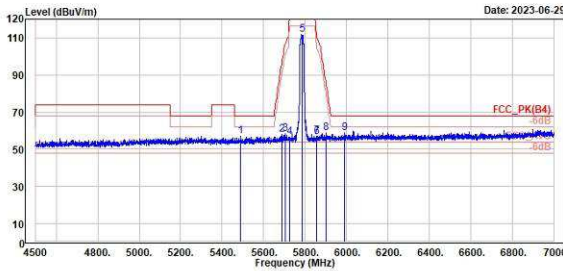

TÜV Rheinland Taiwan Ltd.
 No. 438-18, Sec 2, Fenliao, Linkou Dist., New Taipei City 244, Taiwan(R.O.C.)
 Tel: +886-2172-1000 Fax: +886-2172-1322



No.	Freq	Level	Read		Limit		Over	APos	TPos	Remark	Pol/Phase	Note
			Level	Factor	Line	Limit						
	MHz	dBuV/m	dBuV	dB/m	dBuV/m	dB	cm	deg				
1	5835.50	57.07	13.66	43.41	68.20	-11.13	240	125	Peak	Horizontal		
2	5695.00	57.14	13.50	43.64	101.51	-44.37	240	125	Peak	Horizontal		
3	5789.00	56.94	13.27	43.67	107.72	-50.78	240	125	Peak	Horizontal		
4	5721.00	56.21	12.53	43.68	113.00	-56.07	240	125	Peak	Horizontal		
5	5785.00	118.17	74.36	43.81	122.20	-4.03	240	125	Peak	Horizontal		
6	5852.50	57.23	13.23	44.00	116.50	-59.27	240	125	Peak	Horizontal		
7	5855.50	57.53	13.49	44.04	107.56	-50.33	240	125	Peak	Horizontal		
8	5889.50	57.87	13.76	44.11	94.44	-36.57	240	125	Peak	Horizontal		
9	5934.00	57.95	13.72	44.23	68.20	-10.25	240	125	Peak	Horizontal		

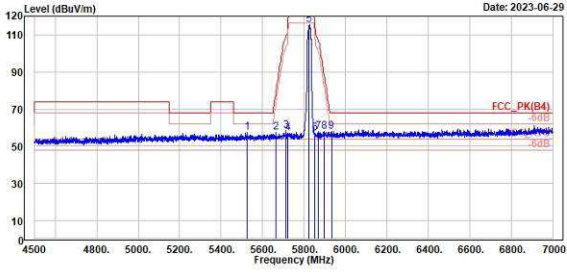


TÜV Rheinland Taiwan Ltd.
 No. 438-18, Sec 2, Fenliao, Linkou Dist., New Taipei City 244, Taiwan(R.O.C.)
 Tel: +886-2172-1000 Fax: +886-2172-1322

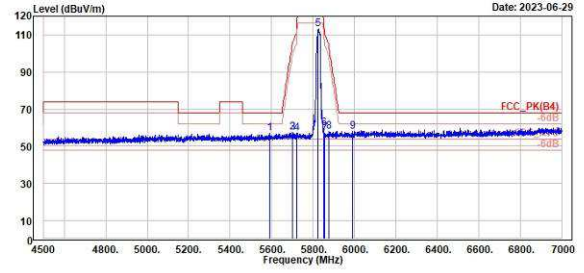


No.	Freq	Level	Read		Limit		Over	APos	TPos	Remark	Pol/Phase	Note
			Level	Factor	Line	Limit						
	MHz	dBuV/m	dBuV	dB/m	dBuV/m	dB	cm	deg				
1	5488.50	57.11	13.02	43.29	68.20	-11.09	100	43	Peak	Vertical		
2	5690.50	57.94	14.32	43.62	98.20	-40.26	100	43	Peak	Vertical		
3	5706.50	58.58	14.91	43.67	107.02	-48.44	100	43	Peak	Vertical		
4	5725.00	56.65	12.96	43.69	122.20	-65.55	100	43	Peak	Vertical		
5	5785.00	111.07	68.06	43.81	122.20	-10.33	100	43	Peak	Vertical		
6	5855.00	56.58	12.57	44.01	110.00	-54.22	100	43	Peak	Vertical		
7	5855.50	57.04	13.03	44.01	110.66	-53.62	100	43	Peak	Vertical		
8	5900.50	58.77	14.63	44.14	86.29	-27.52	100	43	Peak	Vertical		
9	5993.00	58.66	14.09	44.57	68.20	-9.54	100	43	Peak	Vertical		

802.11ax HE20
CH 165 (Horizontal) Peak
CH 165 (Vertical) Peak

 TÜV Rheinland Taiwan Ltd.
 No. 438-18, Sec 2, Fenliao, Linkou Dist., New Taipei City 244, Taiwan(R.O.C.)
 Tel: +886-2172-1000 Fax: +886-2172-1322


No.	Freq	Level	Read		Limit	Over	APos	TPos	Remark	Pol/Phase	Note
			Level	Factor							
	MHz	dBuV/m	dBuV	dB/m	dBuV/m	dB	cm	deg			
1	5525.00	57.38	14.01	43.37	68.20	-10.82	100	295	Peak	Horizontal	
2	5663.00	57.34	13.86	43.48	77.85	-20.51	100	295	Peak	Horizontal	
3	5712.50	58.59	14.51	43.68	108.70	-50.11	100	295	Peak	Horizontal	
4	5721.00	56.95	13.27	43.68	113.00	-56.13	100	295	Peak	Horizontal	
5	5825.00	115.22	71.30	43.92	122.20	-6.98	100	295	Peak	Horizontal	
6	5854.00	57.21	13.20	44.01	113.00	-55.87	100	295	Peak	Horizontal	
7	5876.00	57.87	13.82	44.05	106.68	-48.73	100	295	Peak	Horizontal	
8	5897.00	58.14	14.62	44.12	88.88	-30.74	100	295	Peak	Horizontal	
9	5932.00	58.13	13.91	44.22	68.20	-10.07	100	295	Peak	Horizontal	

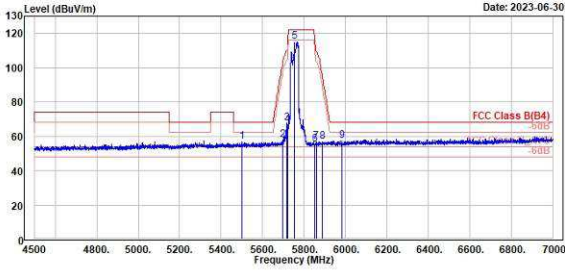

 TÜV Rheinland Taiwan Ltd.
 No. 438-18, Sec 2, Fenliao, Linkou Dist., New Taipei City 244, Taiwan(R.O.C.)
 Tel: +886-2172-1000 Fax: +886-2172-1322


No.	Freq	Level	Read		Limit	Over	APos	TPos	Remark	Pol/Phase	Note
			Level	Factor							
	MHz	dBuV/m	dBuV	dB/m	dBuV/m	dB	cm	deg			
1	5509.50	57.13	13.74	43.39	68.20	-11.07	100	35	Peak	Vertical	
2	5700.00	57.38	13.72	43.66	105.20	-47.82	100	35	Peak	Vertical	
3	5700.00	57.38	13.72	43.66	105.20	-47.82	100	35	Peak	Vertical	
4	5722.00	57.24	13.56	43.68	115.36	-58.12	100	35	Peak	Vertical	
5	5825.00	113.12	69.20	43.92	122.20	-9.08	100	35	Peak	Vertical	
6	5851.00	59.77	15.78	43.99	119.92	-60.15	100	35	Peak	Vertical	
7	5855.00	56.88	12.87	44.01	110.00	-53.92	100	35	Peak	Vertical	
8	5876.00	58.17	14.11	44.06	104.46	-46.29	100	35	Peak	Vertical	
9	5991.50	58.01	13.45	44.56	68.20	-10.19	100	35	Peak	Vertical	

802.11ax HE40
CH 151 (Horizontal) Peak
CH 151 (Vertical) Peak


TÜV Rheinland Taiwan Ltd.
 No. 438-18, Sec 2, Fenliiao, Linkou Dist., New Taipei City 244, Taiwan(R.O.C.)
 Tel: +886-2172-1000 Fax: +886-2172-1322

Date: 2023-06-30

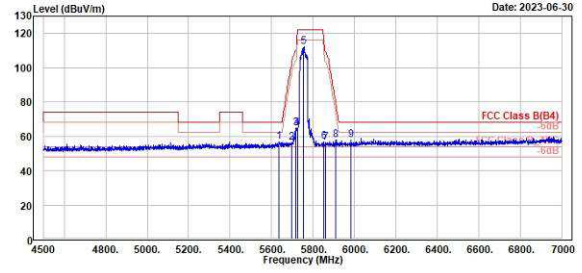


No.	Freq	Level	Read		Limit	Over	APos	TPos	Remark	Pol/Phase	Note
			Level	Factor							
	MHz	dBuV/m	dBuV	dB/m	dBuV/m	dB	cm	deg			
1	5586.00	96.67	14.32	42.35	68.20	-11.53	218	310	Peak	Horizontal	
2	5695.00	57.96	15.58	42.38	101.51	-43.55	218	310	Peak	Horizontal	
3	5718.50	67.69	25.23	42.46	110.38	-42.69	218	310	Peak	Horizontal	
4	5723.00	66.69	24.21	42.48	117.64	-50.95	218	310	Peak	Horizontal	
5	5755.00	114.93	72.31	42.62	122.20	-7.27	218	310	Peak	Horizontal	
6	5854.00	55.53	12.86	42.67	113.08	-57.55	218	310	Peak	Horizontal	
7	5858.50	56.93	14.26	42.67	109.52	-52.89	218	310	Peak	Horizontal	
8	5889.00	56.90	14.21	42.69	94.81	-37.91	218	310	Peak	Horizontal	
9	5982.00	57.50	14.49	43.01	68.20	-10.70	218	310	Peak	Horizontal	



TÜV Rheinland Taiwan Ltd.
 No. 438-18, Sec 2, Fenliiao, Linkou Dist., New Taipei City 244, Taiwan(R.O.C.)
 Tel: +886-2172-1000 Fax: +886-2172-1322

Date: 2023-06-30

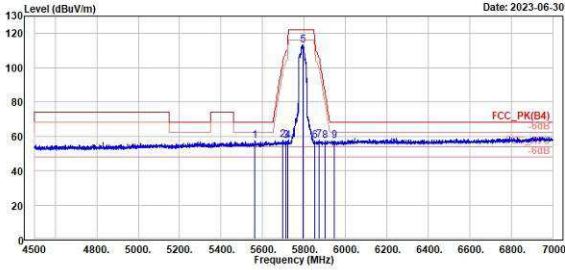


No.	Freq	Level	Read		Limit	Over	APos	TPos	Remark	Pol/Phase	Note
			Level	Factor							
	MHz	dBuV/m	dBuV	dB/m	dBuV/m	dB	cm	deg			
1	5635.00	56.84	14.47	42.37	68.20	-11.36	100	41	Peak	Vertical	
2	5698.50	56.34	13.97	42.37	104.09	-47.75	100	41	Peak	Vertical	
3	5718.50	64.79	22.33	42.46	110.38	-45.59	100	41	Peak	Vertical	
4	5723.00	64.90	22.42	42.48	118.78	-53.88	100	41	Peak	Vertical	
5	5755.00	112.39	69.77	42.62	122.20	-9.81	100	41	Peak	Vertical	
6	5851.00	56.63	13.96	42.67	119.92	-63.29	100	41	Peak	Vertical	
7	5862.00	56.35	13.68	42.67	108.04	-52.49	100	41	Peak	Vertical	
8	5918.00	57.99	15.25	42.74	79.27	-21.28	100	41	Peak	Vertical	
9	5981.50	58.03	15.02	43.01	68.20	-10.17	100	41	Peak	Vertical	

802.11ax HE40
CH 159 (Horizontal) Peak
CH 159 (Vertical) Peak


TÜV Rheinland Taiwan Ltd.
 No. 438-18, Sec 2, Fenliao, Linkou Dist., New Taipei City 244, Taiwan(R.O.C.)
 Tel: +886-2172-1000 Fax: +886-2172-1322

Date: 2023-06-30

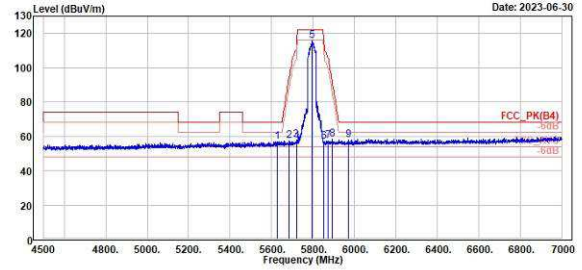


No.	Freq	Level	Read		Limit		Over	APos	TPos	Remark	Pol/Phase	Note
			Level	Factor	Line	Limit						
	MHz	dBuV/m	dBuV	dB/m	dBuV/m	dB	cm	deg				
1	5562.00	57.10	14.83	42.27	68.20	-11.10	155	316	Peak	Horizontal		
2	5696.00	57.80	15.42	42.38	102.25	-44.45	155	316	Peak	Horizontal		
3	5715.00	57.33	14.89	42.44	109.40	-52.07	155	316	Peak	Horizontal		
4	5722.50	57.48	15.00	42.48	116.50	-59.02	155	316	Peak	Horizontal		
5	5795.00	113.41	70.69	42.72	122.20	-8.79	155	316	Peak	Horizontal		
6	5852.50	57.45	14.78	42.67	116.50	-59.05	155	316	Peak	Horizontal		
7	5873.00	57.63	14.95	42.68	105.76	-48.13	155	316	Peak	Horizontal		
8	5901.00	57.48	14.78	42.70	85.92	-28.44	155	316	Peak	Horizontal		
9	5946.00	57.51	14.60	42.91	68.20	-10.69	155	316	Peak	Horizontal		



TÜV Rheinland Taiwan Ltd.
 No. 438-18, Sec 2, Fenliao, Linkou Dist., New Taipei City 244, Taiwan(R.O.C.)
 Tel: +886-2172-1000 Fax: +886-2172-1322

Date: 2023-06-30

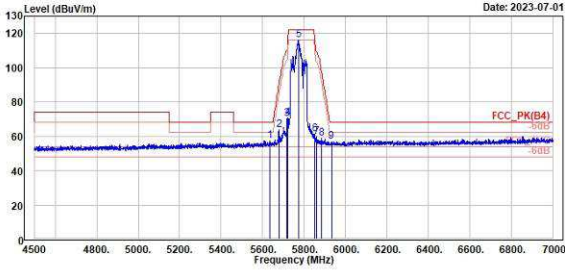


No.	Freq	Level	Read		Limit		Over	APos	TPos	Remark	Pol/Phase	Note
			Level	Factor	Line	Limit						
	MHz	dBuV/m	dBuV	dB/m	dBuV/m	dB	cm	deg				
1	5626.50	56.94	14.00	42.34	68.20	-11.26	100	338	Peak	Vertical		
2	5684.50	57.57	15.18	42.39	93.76	-36.19	100	338	Peak	Vertical		
3	5719.50	57.82	15.35	42.47	110.66	-52.84	100	338	Peak	Vertical		
4	5722.50	56.82	14.34	42.48	116.50	-59.68	100	338	Peak	Vertical		
5	5795.00	115.57	72.85	42.72	122.20	-6.63	100	338	Peak	Vertical		
6	5851.00	56.82	14.15	42.67	119.92	-63.10	100	338	Peak	Vertical		
7	5874.00	57.38	14.70	42.68	105.48	-48.10	100	338	Peak	Vertical		
8	5892.50	58.26	15.57	42.69	92.21	-33.95	100	338	Peak	Vertical		
9	5970.50	57.80	14.82	42.98	68.20	-10.40	100	338	Peak	Vertical		

802.11ax HE80
CH 155 (Horizontal) Peak
CH 155 (Vertical) Peak


TÜV Rheinland Taiwan Ltd.
 No. 438-18, Sec 2, Fenliao, Linkou Dist., New Taipei City 244, Taiwan(R.O.C.)
 Tel: +886-2172-1000 Fax: +886-2172-1322

Date: 2023-07-01

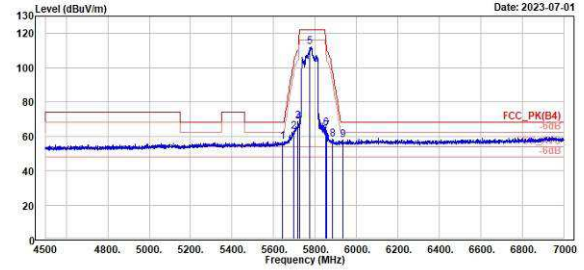


	Freq MHz	Level dBuV/m	Read		Limit		Over Limit	APos cm	TPos deg	Remark	Pol/Phase	Note
			Level dBuV	Factor	Line dB/m	dBuV/m						
1	5634.50	57.57	15.20	42.37	68.20	-10.63	230	306	Peak	Horizontal		
2	5681.00	63.68	21.28	42.40	91.18	-27.50	230	306	Peak	Horizontal		
3	5719.00	70.40	27.93	42.47	110.52	-40.12	230	306	Peak	Horizontal		
4	5720.50	70.52	28.05	42.47	111.94	-41.42	230	306	Peak	Horizontal		
5	5775.00	116.01	73.34	42.67	122.20	-6.19	230	306	Peak	Horizontal		
6	5853.50	61.05	18.38	42.67	114.22	-53.17	230	306	Peak	Horizontal		
7	5861.00	59.76	17.00	42.67	109.12	-49.36	230	306	Peak	Horizontal		
8	5885.00	58.75	16.06	42.69	97.77	-39.02	230	306	Peak	Horizontal		
9	5932.00	56.90	14.05	42.85	68.20	-11.30	230	306	Peak	Horizontal		



TÜV Rheinland Taiwan Ltd.
 No. 438-18, Sec 2, Fenliao, Linkou Dist., New Taipei City 244, Taiwan(R.O.C.)
 Tel: +886-2172-1000 Fax: +886-2172-1322

Date: 2023-07-01



	Freq MHz	Level dBuV/m	Read		Limit		Over Limit	APos cm	TPos deg	Remark	Pol/Phase	Note
			Level dBuV	Factor	Line dB/m	dBuV/m						
1	5642.00	57.01	14.00	42.41	68.20	-11.19	100	300	Peak	Vertical		
2	5697.00	62.99	20.61	42.38	102.99	-40.00	100	300	Peak	Vertical		
3	5718.00	68.04	26.38	42.46	110.24	-41.40	100	300	Peak	Vertical		
4	5723.50	68.45	25.97	42.48	118.78	-50.33	100	300	Peak	Vertical		
5	5775.00	112.26	69.59	42.67	122.20	-9.94	100	300	Peak	Vertical		
6	5852.50	64.05	22.18	42.67	116.50	-51.65	100	300	Peak	Vertical		
7	5857.00	63.26	20.59	42.67	110.24	-46.98	100	300	Peak	Vertical		
8	5886.50	58.37	15.68	42.69	96.66	-36.29	100	300	Peak	Vertical		
9	5935.50	57.86	15.00	42.86	68.20	-10.34	100	300	Peak	Vertical		

Spurious Emissions, Tx Mode, 9kHz ~30MHz
U-NII-2C

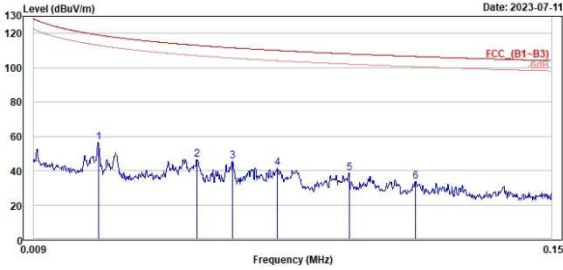
802.11ax HE80

CH 122(Open) (9kHz ~ 150kHz)

CH 122(Open) (150kHz ~ 30MHz)



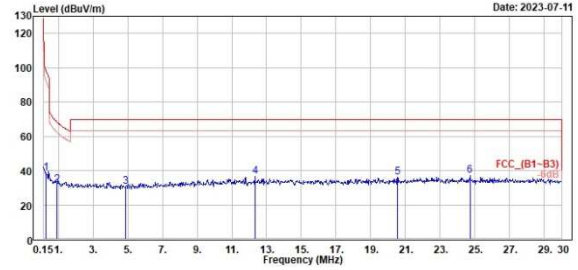
TUV Rheinland Taiwan Ltd.
No. 458-18, Sec 2, Fenliao, Linkou Dist., New Taipei City 244, Taiwan(R.O.C.)
Tel: +886-2172-1000 Fax: +886-2172-1322



Peak	Freq (MHz)	Level (dBuV/m)	Read Level (dBuV)	Factor (dB/m)	Limit Line (dBuV/m)	Over Limit (dB)	APos (cm)	TPos (deg)	Remark	Pol/Phase	Note
1	0.03	56.53	37.57	18.96	119.08	-62.55	100	158	Peak	Open	
2	0.05	46.35	27.31	19.04	113.04	-66.69	100	153	Peak	Open	
3	0.06	45.28	26.48	18.80	111.59	-66.31	100	210	Peak	Open	
4	0.08	41.39	22.88	18.51	110.05	-68.66	100	195	Peak	Open	
5	0.09	38.79	20.75	18.04	108.05	-69.26	100	210	Peak	Open	
6	0.11	33.72	15.74	17.98	106.54	-72.82	100	213	Peak	Open	



TUV Rheinland Taiwan Ltd.
No. 458-18, Sec 2, Fenliao, Linkou Dist., New Taipei City 244, Taiwan(R.O.C.)
Tel: +886-2172-1000 Fax: +886-2172-1322



Peak	Freq (MHz)	Level (dBuV/m)	Read Level (dBuV)	Factor (dB/m)	Limit Line (dBuV/m)	Over Limit (dB)	APos (cm)	TPos (deg)	Remark	Pol/Phase	Note
1	0.30	38.65	19.91	18.74	98.08	-59.43	100	191	Peak	Open	
2	0.93	31.55	12.51	19.04	68.13	-36.58	100	228	Peak	Open	
3	4.87	30.47	10.98	19.49	69.50	-39.03	100	7	Peak	Open	
4	12.33	36.38	14.66	21.72	69.50	-33.12	100	352	Peak	Open	
5	20.54	35.92	13.68	22.24	69.50	-33.58	100	125	Peak	Open	
6	24.72	37.22	14.94	22.28	69.50	-32.28	100	127	Peak	Open	

Spurious Emissions, Tx Mode, 30MHz ~ 1GHz
U-NII-2C

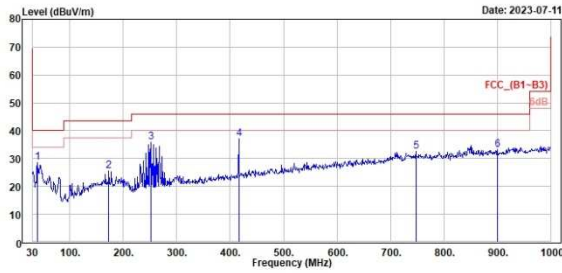
802.11ax HE80

CH 122 (Horizontal)

CH 122 (Vertical)



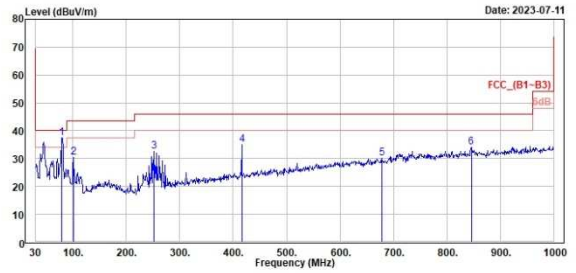
TUV Rheinland Taiwan Ltd.
No. 438-18, Sec 2, Fenliao, Linkou Dist., New Taipei City 244, Taiwan(R.O.C.)
Tel: +886-2172-1000 Fax: +886-2172-1322



Peak	Freq MHz	Level dBuV/m	Read Level dBuV	Factor dB/m	Limit Line dBuV/m	Over Limit dB	APos cm	TPos deg	Remark	Pol/Phase	Note
1	38.73	28.46	36.72	-8.26	48.00	-11.54	200	276	Peak	Horizontal	
2	172.59	25.57	32.91	-7.34	43.50	-17.93	300	224	Peak	Horizontal	
3	252.13	35.98	43.95	-7.97	46.00	-10.02	100	128	Peak	Horizontal	
4	416.06	37.17	41.27	-4.10	46.00	-8.83	100	225	Peak	Horizontal	
5	747.80	32.47	29.91	2.56	46.00	-13.53	300	160	Peak	Horizontal	
6	900.09	33.07	28.75	4.32	46.00	-12.93	200	50	Peak	Horizontal	



TUV Rheinland Taiwan Ltd.
No. 438-18, Sec 2, Fenliao, Linkou Dist., New Taipei City 244, Taiwan(R.O.C.)
Tel: +886-2172-1000 Fax: +886-2172-1322



Peak	Freq MHz	Level dBuV/m	Read Level dBuV	Factor dB/m	Limit Line dBuV/m	Over Limit dB	APos cm	TPos deg	Remark	Pol/Phase	Note
1	75.47	37.43	49.42	-11.99	48.00	-2.57	100	327	Peak	Vertical	
2	100.81	30.45	42.39	-11.94	43.50	-13.05	100	86	Peak	Vertical	
3	252.13	32.64	40.61	-7.97	46.00	-13.36	100	104	Peak	Vertical	
4	416.06	35.01	39.11	-4.10	46.00	-10.99	100	141	Peak	Vertical	
5	678.93	30.15	29.26	0.89	46.00	-15.85	100	183	Peak	Vertical	
6	845.77	34.02	30.32	3.70	46.00	-11.98	157	33	Peak	Vertical	