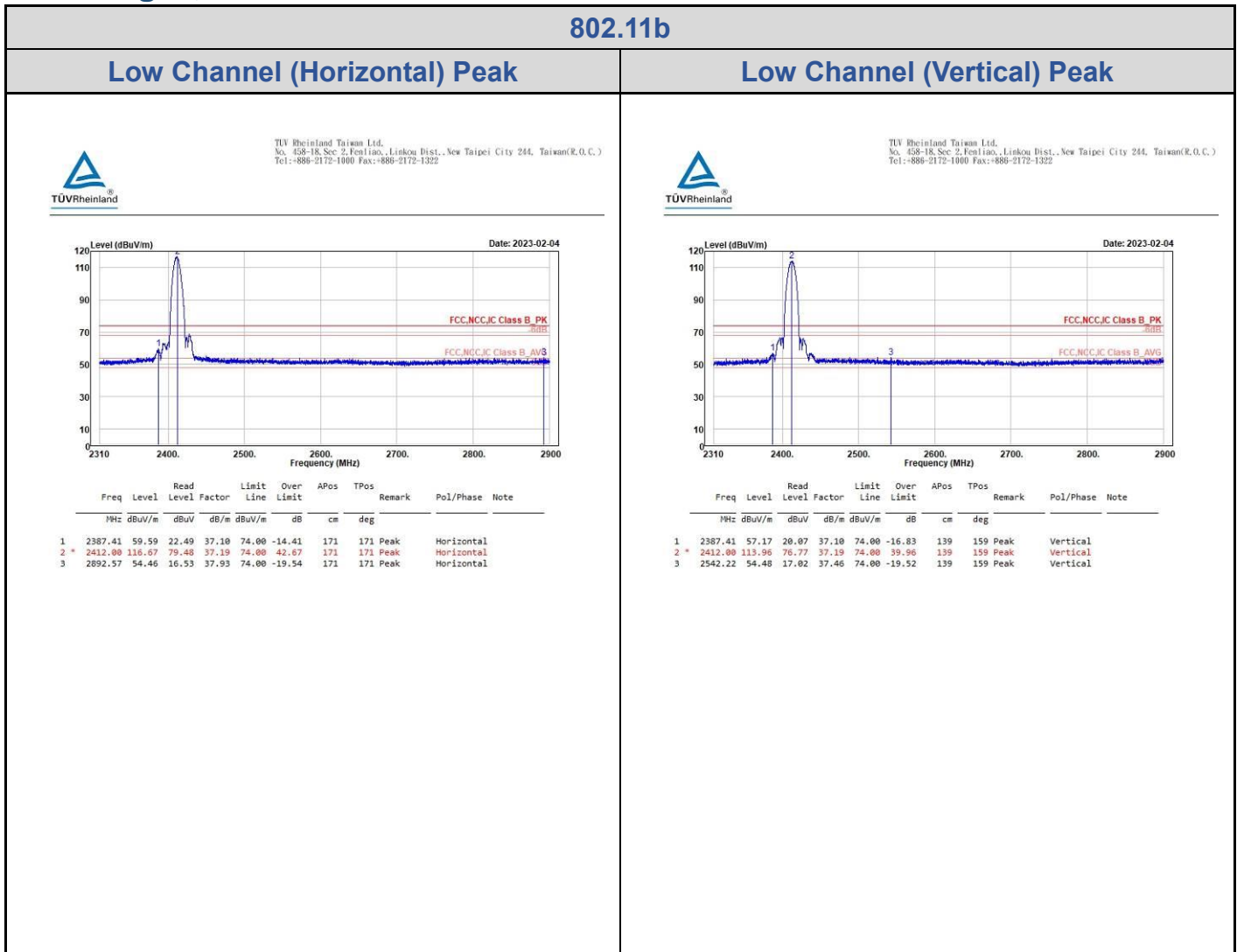


Appendix C: Test Results of Radiated Spurious Emissions & Mains

Conducted Emission Test

<CDD>

Band Edges, 2.31GHz ~ 2.9GHz



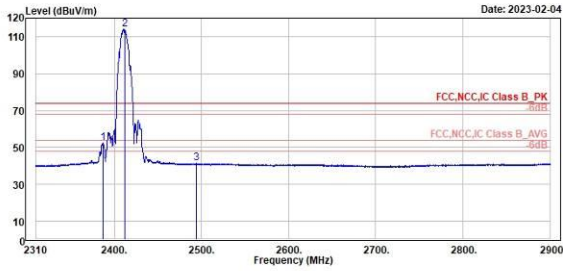
802.11b

Low Channel (Horizontal) Average

Low Channel (Vertical) Average



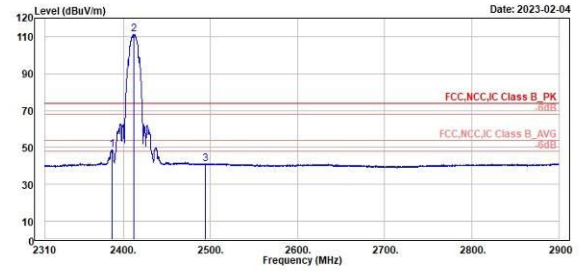
TUV Rheinland Taiwan Ltd.
No. 458-18, Sec 2, Fenhiao, Linkou Dist., New Taipei City 244, Taiwan(R.O.C.)
Tel: +886-2172-1000 Fax: +886-2172-1322



Read	Limit	Over	APos	TPos	Remark	Pol/Phase	Note
Level	Line	Limit					
Factor							
dBuV	dBuV/m	dB	cm	deg			
52.28	75.00	-1.72	171	171	Average	Horizontal	
76.91	75.00	68.10	171	171	Average	Horizontal	
41.37	54.00	-12.63	171	171	Average	Horizontal	



TUV Rheinland Taiwan Ltd.
No. 458-18, Sec 2, Fenhiao, Linkou Dist., New Taipei City 244, Taiwan(R.O.C.)
Tel: +886-2172-1000 Fax: +886-2172-1322

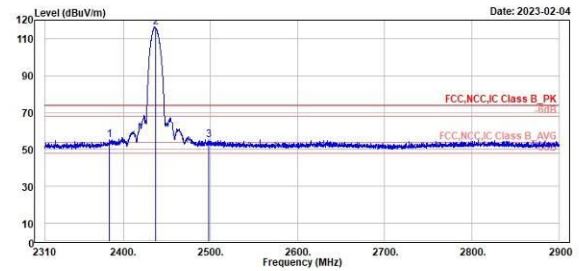
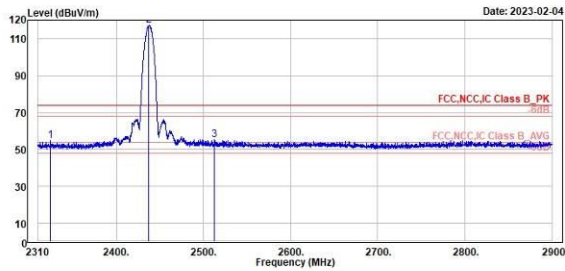


Read	Limit	Over	APos	TPos	Remark	Pol/Phase	Note
Level	Line	Limit					
Factor							
dBuV	dBuV/m	dB	cm	deg			
48.90	75.00	-5.10	139	159	Average	Vertical	
111.48	75.00	57.48	139	159	Average	Vertical	
41.27	54.00	-12.73	139	159	Average	Vertical	

802.11b

Middle Channel (Horizontal) Peak

Middle Channel (Vertical) Peak



1	2	3
Freq	Level	Limit
MHz	dBuV/m	dBuV/m
2324.28	54.58	74.00
2457.00	117.25	74.00
2512.84	55.29	74.00

1	2	3
Read Level	Limit Line	Over Limit
Factor	dB/m	dB
17.29	37.29	-19.42
79.57	37.68	43.25
17.42	37.87	-18.71

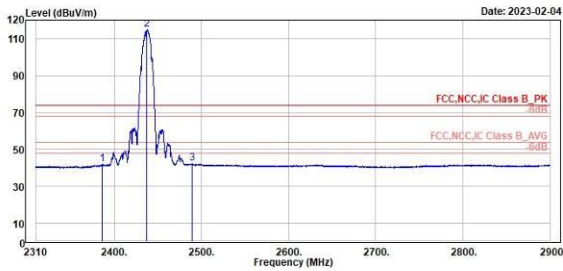
Read Level	Limit Line	Over Limit	APos	TPos	Remark	Pol/Phase	Note
Factor	dB/m	dB	cm	deg			
17.29	37.29	-19.42	234	166	Peak	Horizontal	
79.57	37.68	43.25	234	166	Peak	Horizontal	
17.42	37.87	-18.71	234	166	Peak	Horizontal	

Read Level	Limit Line	Over Limit	APos	TPos	Remark	Pol/Phase	Note
Factor	dB/m	dB	cm	deg			
17.77	37.55	-18.68	116	156	Peak	Vertical	
78.81	37.68	42.49	116	156	Peak	Vertical	
17.53	37.85	-18.62	116	156	Peak	Vertical	

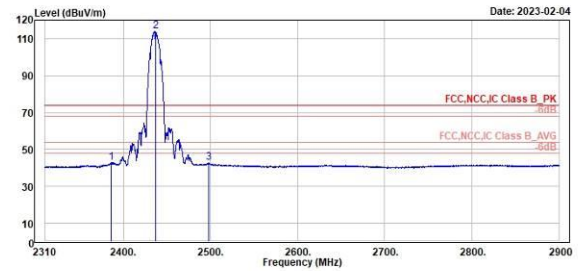
802.11b

Middle Channel (Horizontal) Average

Middle Channel (Vertical) Average



1	2	3
Freq	Level	Limit
MHz	dBuV/m	dB
2385.76	42.04	54.00
2437.00	114.78	54.00
2488.89	42.25	54.00



1	2	3
Freq	Level	Limit
MHz	dBuV/m	dB
2386.46	43.11	54.00
2437.00	113.92	54.00
2498.21	42.85	54.00

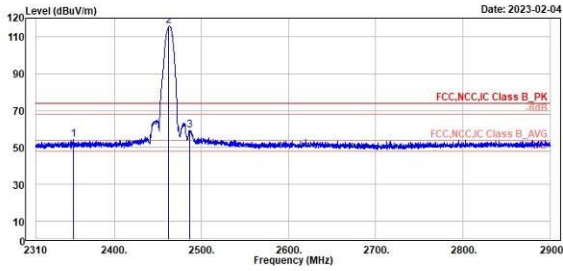
802.11b

High Channel (Horizontal) Peak

High Channel (Vertical) Peak



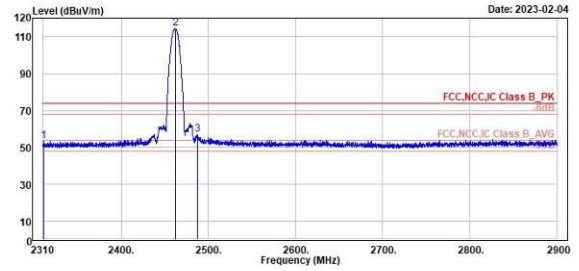
TÜV Rheinland Taiwan Ltd.
No. 458-18, Sec 2, Fenhiao, Linkou Dist., New Taipei City 244, Taiwan(R.O.C.)
Tel: +886-2172-1000 Fax: +886-2172-1322



Peak	Freq (MHz)	Level (dBuV/m)	Read Level (dBuV)	Level Factor (dB/m)	Limit Line (dBuV/m)	Over Limit (dB)	APos (cm)	TPos (deg)	Remark	Pol/Phase	Note
1	2353.19	54.13	17.07	37.06	74.00	-19.87	147	22	Peak	Horizontal	
2 *	2462.00	116.10	78.63	37.47	74.00	42.10	147	22	Peak	Horizontal	
3	2486.53	59.18	21.69	37.49	74.00	-14.82	147	22	Peak	Horizontal	



TÜV Rheinland Taiwan Ltd.
No. 458-18, Sec 2, Fenhiao, Linkou Dist., New Taipei City 244, Taiwan(R.O.C.)
Tel: +886-2172-1000 Fax: +886-2172-1322



Peak	Freq (MHz)	Level (dBuV/m)	Read Level (dBuV)	Level Factor (dB/m)	Limit Line (dBuV/m)	Over Limit (dB)	APos (cm)	TPos (deg)	Remark	Pol/Phase	Note
1	2310.59	53.36	16.57	36.79	74.00	-20.64	100	146	Peak	Vertical	
2 *	2462.00	114.61	77.14	37.47	74.00	40.61	100	146	Peak	Vertical	
3	2487.00	57.07	19.58	37.49	74.00	-16.93	100	146	Peak	Vertical	

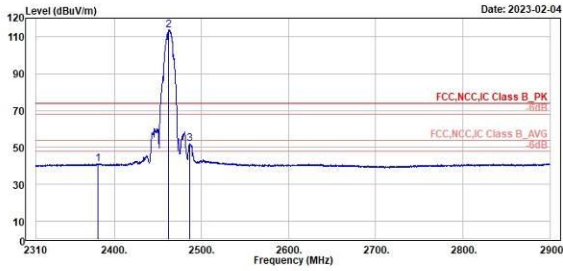
802.11b

High Channel (Horizontal) Average

High Channel (Vertical) Average



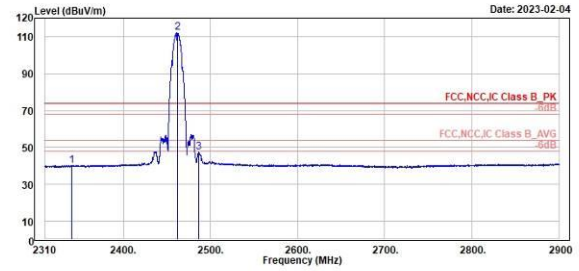
TUV Rheinland Taiwan Ltd.
No. 458-18, Sec 2, Fenhiao, Linkou Dist., New Taipei City 244, Taiwan(R.O.C.)
Tel: +886-2172-1000 Fax: +886-2172-1322



Freq	Level	Read Level	Factor	Limit Line	Over Limit	APos	TPos	Remark	Pol/Phase	Note
MHz	dBuV/m	dBuV	dB/m	dBuV/m	dB	cm	deg			
1	2389.92	41.28	4.19	37.09	54.00	-12.72	147	22 Average	Horizontal	
2 *	2462.00	113.49	76.02	37.47	54.00	59.49	147	22 Average	Horizontal	
3 †	2486.17	51.96	14.47	37.49	54.00	-2.04	147	22 Average	Horizontal	



TUV Rheinland Taiwan Ltd.
No. 458-18, Sec 2, Fenhiao, Linkou Dist., New Taipei City 244, Taiwan(R.O.C.)
Tel: +886-2172-1000 Fax: +886-2172-1322



Freq	Level	Read Level	Factor	Limit Line	Over Limit	APos	TPos	Remark	Pol/Phase	Note
MHz	dBuV/m	dBuV	dB/m	dBuV/m	dB	cm	deg			
1	2340.56	40.38	3.39	36.99	54.00	-13.62	100	146 Average	Vertical	
2 *	2462.00	112.05	74.58	37.47	54.00	58.05	100	146 Average	Vertical	
3	2486.17	47.47	9.98	37.49	54.00	-6.53	100	146 Average	Vertical	

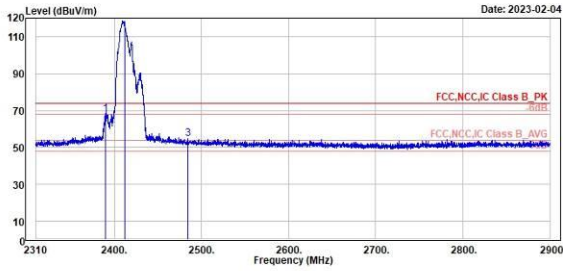
802.11g

Low Channel (Horizontal) Peak

Low Channel (Vertical) Peak



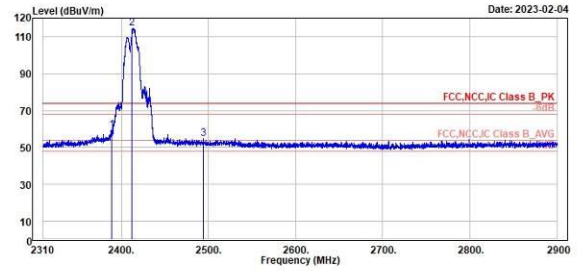
TUV Rheinland Taiwan Ltd.
No. 458-18, Sec 2, Fenhiao, Linkou Dist., New Taipei City 244, Taiwan(R.O.C.)
Tel: +886-2172-1000 Fax: +886-2172-1322



Peak	Freq	Level	Read Level	Level Factor	Limit Line	Over Limit	APos	TPos	Remark	Pol/Phase	Note
	MHz	dBuV/m	dBuV	dB/m	dBuV/m	dB	cm	deg			
1	2389.77	68.14	31.04	37.10	74.00	-5.86	169	173	Peak	Horizontal	
2 *	2412.00	118.50	81.31	37.19	74.00	44.50	169	173	Peak	Horizontal	
3	2484.76	54.94	17.45	37.49	74.00	-19.06	169	173	Peak	Horizontal	



TUV Rheinland Taiwan Ltd.
No. 458-18, Sec 2, Fenhiao, Linkou Dist., New Taipei City 244, Taiwan(R.O.C.)
Tel: +886-2172-1000 Fax: +886-2172-1322



Peak	Freq	Level	Read Level	Level Factor	Limit Line	Over Limit	APos	TPos	Remark	Pol/Phase	Note
	MHz	dBuV/m	dBuV	dB/m	dBuV/m	dB	cm	deg			
1	2388.71	59.20	22.10	37.10	74.00	-14.80	110	21	Peak	Vertical	
2 *	2412.00	114.71	77.52	37.19	74.00	40.71	110	21	Peak	Vertical	
3	2493.96	54.63	17.14	37.49	74.00	-19.37	110	21	Peak	Vertical	

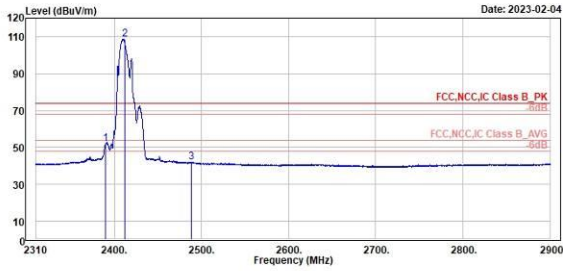
802.11g

Low Channel (Horizontal) Average

Low Channel (Vertical) Average



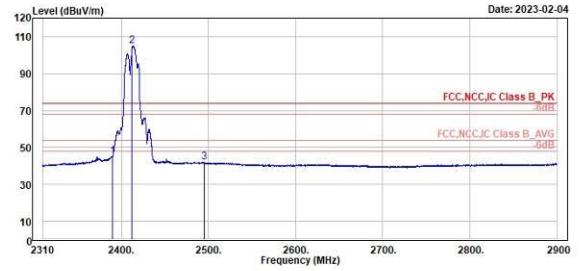
TUV Rheinland Taiwan Ltd.
No. 458-18, Sec 2, Fenhiao, Linkou Dist., New Taipei City 244, Taiwan(R.O.C.)
Tel: +886-2172-1000 Fax: +886-2172-1322



Freq	Level	Read Level Factor	Limit Line	Over Limit	APos	TPos	Remark	Pol/Phase	Note
MHz	dBuV/m	dBuV	dB/m	dBuV/m	dB	cm	deg		
1 2390.00	51.94	14.84	37.10	54.00	-2.06	169	173 Average	Horizontal	
2 * 2412.00	108.56	71.37	37.19	54.00	54.56	169	173 Average	Horizontal	
3 2488.65	42.10	4.61	37.49	54.00	-11.90	169	173 Average	Horizontal	



TUV Rheinland Taiwan Ltd.
No. 458-18, Sec 2, Fenhiao, Linkou Dist., New Taipei City 244, Taiwan(R.O.C.)
Tel: +886-2172-1000 Fax: +886-2172-1322



Freq	Level	Read Level Factor	Limit Line	Over Limit	APos	TPos	Remark	Pol/Phase	Note
MHz	dBuV/m	dBuV	dB/m	dBuV/m	dB	cm	deg		
1 2389.53	45.29	8.19	37.10	54.00	-8.71	110	21 Average	Vertical	
2 * 2412.00	105.03	67.84	37.19	54.00	51.03	110	21 Average	Vertical	
3 2495.02	41.88	4.38	37.50	54.00	-12.12	110	21 Average	Vertical	

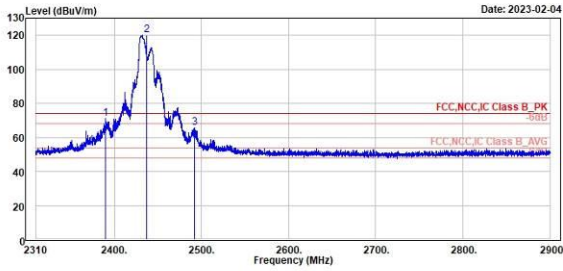
802.11g

Middle Channel (Horizontal) Peak

Middle Channel (Vertical) Peak



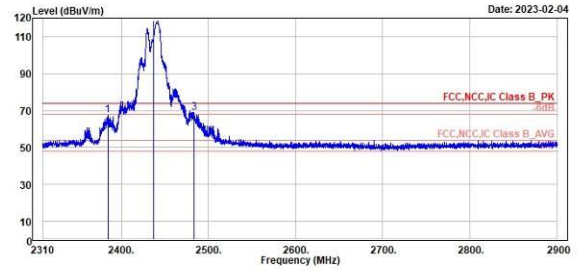
TUV Rheinland Taiwan Ltd.
No. 458-18, Sec 2, Fenhiao, Linkou Dist., New Taipei City 244, Taiwan(R.O.C.)
Tel: +886-2172-1000 Fax: +886-2172-1322



Peak	Freq	Level	Read Level	Level Factor	Limit Line	Over Limit	APos	TPos	Remark	Pol/Phase	Note
	MHz	dBuV/m	dBuV	dB/m	dBuV/m	dB	cm	deg			
1	2389.77	71.31	34.21	37.10	74.00	-2.69	100		S Peak	Horizontal	
2 *	2437.00	119.93	82.57	37.36	74.00	45.93	100		S Peak	Horizontal	
3	2491.72	65.64	28.15	37.49	74.00	-8.36	100		S Peak	Horizontal	



TUV Rheinland Taiwan Ltd.
No. 458-18, Sec 2, Fenhiao, Linkou Dist., New Taipei City 244, Taiwan(R.O.C.)
Tel: +886-2172-1000 Fax: +886-2172-1322



Peak	Freq	Level	Read Level	Level Factor	Limit Line	Over Limit	APos	TPos	Remark	Pol/Phase	Note
	MHz	dBuV/m	dBuV	dB/m	dBuV/m	dB	cm	deg			
1	2384.58	67.52	30.43	37.09	74.00	-6.48	115		S Peak	Vertical	
2 *	2437.00	118.79	81.43	37.36	74.00	44.79	115		S Peak	Vertical	
3	2483.70	68.94	31.45	37.49	74.00	-5.06	115		S Peak	Vertical	

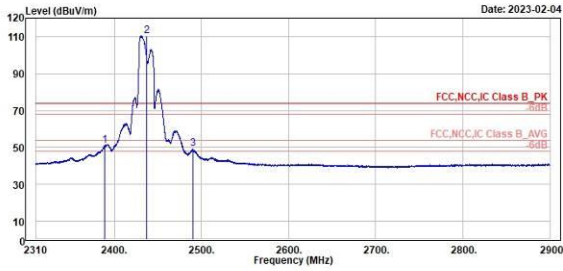
802.11g

Middle Channel (Horizontal) Average

Middle Channel (Vertical) Average



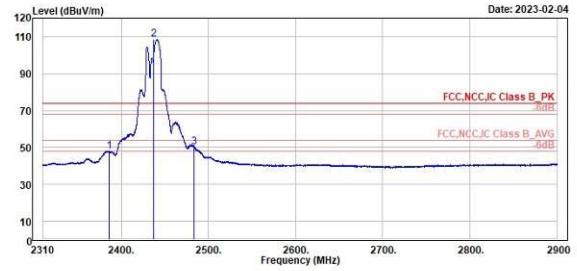
TUV Rheinland Taiwan Ltd.
No. 458-18, Sec 2, Fenhiao, Linkou Dist., New Taipei City 244, Taiwan(R.O.C.)
Tel: +886-2172-1000 Fax: +886-2172-1322



Freq	Level	Read Level	Factor	Limit Line	Over Limit	APos	TPos	Remark	Pol/Phase	Note
MHz	dBuV/m	dBuV	dB/m	dBuV/m	dB	cm	deg			
1	2389.18	50.97	13.87	37.10	54.00	-3.03	100	S Average	Horizontal	
2 *	2437.00	110.50	73.14	37.36	54.00	56.50	100	S Average	Horizontal	
3	2490.54	49.09	11.60	37.49	54.00	-4.91	100	S Average	Horizontal	



TUV Rheinland Taiwan Ltd.
No. 458-18, Sec 2, Fenhiao, Linkou Dist., New Taipei City 244, Taiwan(R.O.C.)
Tel: +886-2172-1000 Fax: +886-2172-1322



Freq	Level	Read Level	Factor	Limit Line	Over Limit	APos	TPos	Remark	Pol/Phase	Note
MHz	dBuV/m	dBuV	dB/m	dBuV/m	dB	cm	deg			
1	2386.46	47.96	10.86	37.10	54.00	-6.04	115	150 Average	Vertical	
2 *	2437.00	108.71	71.35	37.36	54.00	54.71	115	150 Average	Vertical	
3	2483.81	50.37	12.88	37.49	54.00	-3.63	115	150 Average	Vertical	

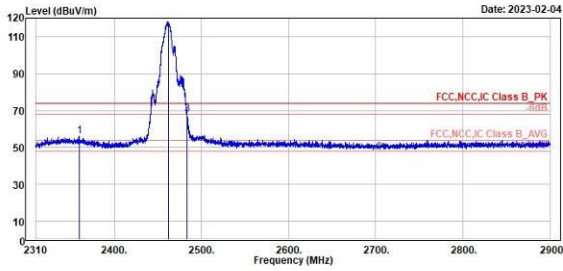
802.11g

High Channel (Horizontal) Peak

High Channel (Vertical) Peak



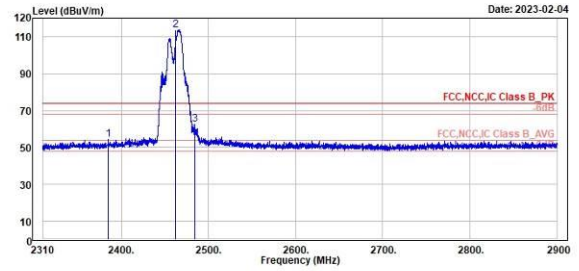
TUV Rheinland Taiwan Ltd.
No. 458-18, Sec 2, Fenhiao, Linkou Dist., New Taipei City 244, Taiwan(R.O.C.)
Tel: +886-2172-1000 Fax: +886-2172-1322



Peak	Freq	Level	Read Level	Level Factor	Limit Line	Over Limit	APos	TPos	Remark	Pol/Phase	Note
	MHz	dBuV/m	dBuV	dB/m	dBuV/m	dB	cm	deg			
1	2359.56	55.90	18.83	37.07	74.00	-18.10	357		6 Peak	Horizontal	
2 *	2462.00	118.17	88.70	37.47	74.00	44.17	357		6 Peak	Horizontal	
3	2483.70	67.98	30.49	37.49	74.00	-6.02	357		6 Peak	Horizontal	



TUV Rheinland Taiwan Ltd.
No. 458-18, Sec 2, Fenhiao, Linkou Dist., New Taipei City 244, Taiwan(R.O.C.)
Tel: +886-2172-1000 Fax: +886-2172-1322



Peak	Freq	Level	Read Level	Level Factor	Limit Line	Over Limit	APos	TPos	Remark	Pol/Phase	Note
	MHz	dBuV/m	dBuV	dB/m	dBuV/m	dB	cm	deg			
1	2385.05	54.28	17.19	37.09	74.00	-19.72	129	147	Peak	Vertical	
2 *	2462.00	113.69	76.22	37.47	74.00	39.69	129	147	Peak	Vertical	
3	2484.64	62.66	25.17	37.49	74.00	-11.34	129	147	Peak	Vertical	

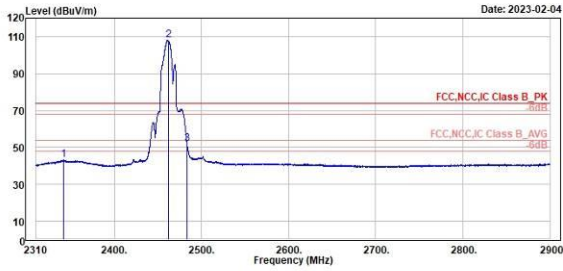
802.11g

High Channel (Horizontal) Average

High Channel (Vertical) Average



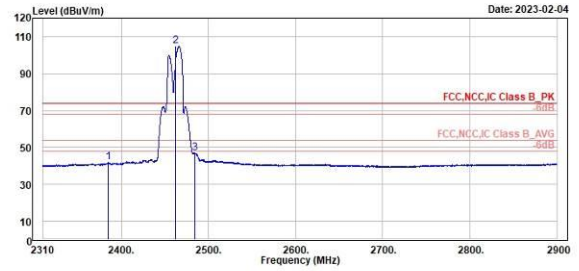
TUV Rheinland Taiwan Ltd.
No. 458-18, Sec 2, Fenhiao, Linkou Dist., New Taipei City 244, Taiwan(R.O.C.)
Tel: +886-2172-1000 Fax: +886-2172-1322



Freq	Level	Read Level Factor	Limit Line	Over Limit	APos	TPos	Remark	Pol/Phase	Note
MHz	dBuV/m	dBuV	dB/m	dBuV/m	dB	cm	deg		
1	2341.86	43.18	6.18	37.00	54.00	-10.82	357	6 Average	Horizontal
2 *	2462.80	108.33	70.88	37.47	54.00	54.33	357	6 Average	Horizontal
3 †	2483.46	51.94	14.46	37.48	54.00	-2.06	357	6 Average	Horizontal



TUV Rheinland Taiwan Ltd.
No. 458-18, Sec 2, Fenhiao, Linkou Dist., New Taipei City 244, Taiwan(R.O.C.)
Tel: +886-2172-1000 Fax: +886-2172-1322



Freq	Level	Read Level Factor	Limit Line	Over Limit	APos	TPos	Remark	Pol/Phase	Note
MHz	dBuV/m	dBuV	dB/m	dBuV/m	dB	cm	deg		
1	2385.05	41.75	4.66	37.09	54.00	-12.25	129	147 Average	Vertical
2 *	2462.80	104.82	67.35	37.47	54.00	50.82	129	147 Average	Vertical
3	2484.76	47.20	9.71	37.49	54.00	-6.80	129	147 Average	Vertical

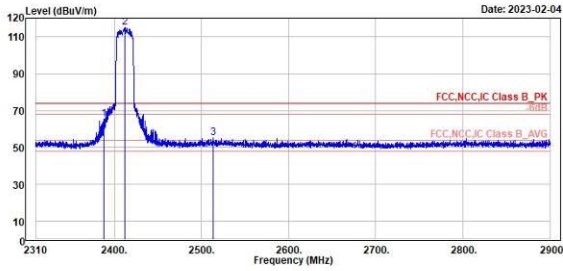
802.11ax HE20

Low Channel (Horizontal) Peak

Low Channel (Vertical) Peak



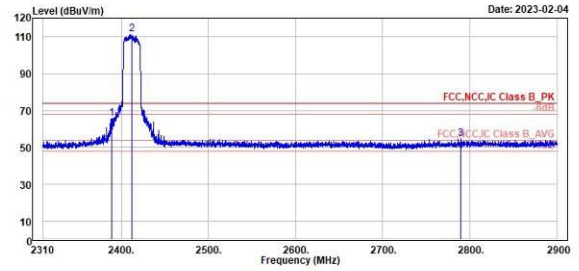
TUV Rheinland Taiwan Ltd.
No. 458-18, Sec 2, Fenhiao, Linkou Dist., New Taipei City 244, Taiwan(R.O.C.)
Tel: +886-2172-1000 Fax: +886-2172-1322



Peak	Freq (MHz)	Level (dBuV/m)	Read Level (dBuV)	Level Factor (dB/m)	Limit Line (dBuV/m)	Over Limit (dB)	APos (cm)	TPos (deg)	Remark	Pol/Phase	Note
1	2388.12	65.39	27.82	37.57	74.00	-8.61	371	360	Peak	Horizontal	
2 *	2412.00	115.03	77.38	37.65	74.00	41.03	371	360	Peak	Horizontal	
3	2513.79	55.11	17.24	37.87	74.00	-18.89	371	360	Peak	Horizontal	



TUV Rheinland Taiwan Ltd.
No. 458-18, Sec 2, Fenhiao, Linkou Dist., New Taipei City 244, Taiwan(R.O.C.)
Tel: +886-2172-1000 Fax: +886-2172-1322



Peak	Freq (MHz)	Level (dBuV/m)	Read Level (dBuV)	Level Factor (dB/m)	Limit Line (dBuV/m)	Over Limit (dB)	APos (cm)	TPos (deg)	Remark	Pol/Phase	Note
1	2388.47	65.67	28.10	37.57	74.00	-8.33	144	20	Peak	Vertical	
2 *	2412.00	111.12	73.47	37.65	74.00	37.12	144	20	Peak	Vertical	
3	2789.55	54.98	16.79	38.19	74.00	-19.02	144	20	Peak	Vertical	

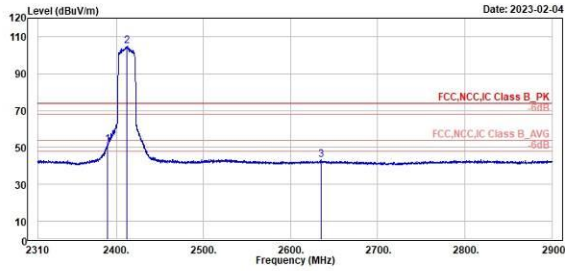
802.11ax HE20

Low Channel (Horizontal) Average

Low Channel (Vertical) Average



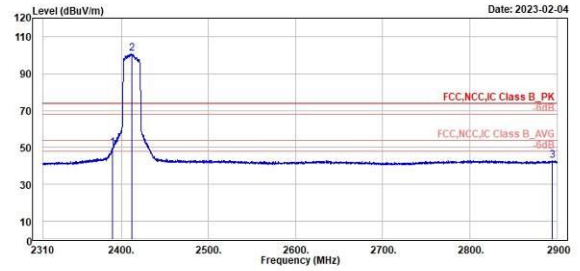
TUV Rheinland Taiwan Ltd.
No. 458-18, Sec 2, Fenhiao, Linkou Dist., New Taipei City 244, Taiwan(R.O.C.)
Tel: +886-2172-1000 Fax: +886-2172-1322



1	2	3									
Read Level	Read Level	Read Level									
Level Factor	Level Factor	Level Factor									
Limit Line	Limit Line	Limit Line									
Over Limit	Over Limit	Over Limit									
APos	APos	APos									
TPos	TPos	TPos									
Remark	Remark	Remark									
Pol/Phase	Pol/Phase	Pol/Phase									
Note	Note	Note									
Freq	Level	Level									
MHz	dBuV/m	dBuV									
	dB/m	dB									
	dB/m	dB									
	dB	cm									
	deg	deg									
1	2389.89	51.50	13.92	37.58	54.00	-2.50	371	360	Average	Horizontal	
2 *	2412.00	104.88	67.23	37.65	54.00	50.88	371	360	Average	Horizontal	
3	2635.21	43.54	5.53	38.01	54.00	-10.46	371	360	Average	Horizontal	



TUV Rheinland Taiwan Ltd.
No. 458-18, Sec 2, Fenhiao, Linkou Dist., New Taipei City 244, Taiwan(R.O.C.)
Tel: +886-2172-1000 Fax: +886-2172-1322



1	2	3									
Read Level	Read Level	Read Level									
Level Factor	Level Factor	Level Factor									
Limit Line	Limit Line	Limit Line									
Over Limit	Over Limit	Over Limit									
APos	APos	APos									
TPos	TPos	TPos									
Remark	Remark	Remark									
Pol/Phase	Pol/Phase	Pol/Phase									
Note	Note	Note									
Freq	Level	Level									
MHz	dBuV/m	dBuV									
	dB/m	dB									
	dB/m	dB									
	dB	cm									
	deg	deg									
1	2389.77	49.60	12.02	37.58	54.00	-4.40	144	20	Average	Vertical	
2 *	2412.00	100.93	63.28	37.65	54.00	46.93	144	20	Average	Vertical	
3	2894.69	43.11	4.71	38.40	54.00	-10.89	144	20	Average	Vertical	

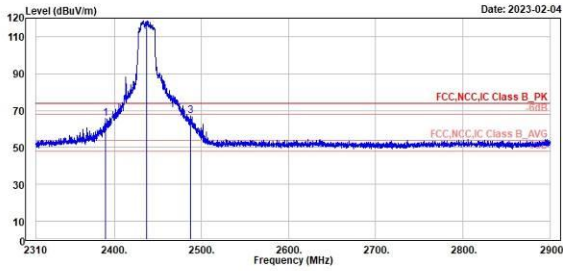
802.11ax HE20

Middle Channel (Horizontal) Peak

Middle Channel (Vertical) Peak



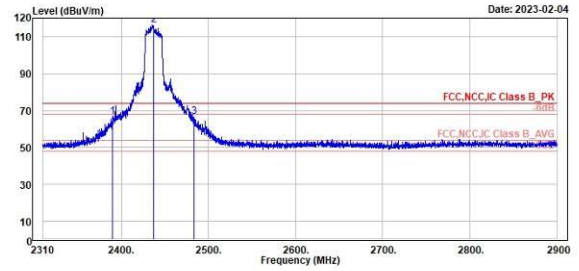
TUV Rheinland Taiwan Ltd.
No. 458-18, Sec 2, Fenhiao, Linkou Dist., New Taipei City 244, Taiwan(R.O.C.)
Tel: +886-2172-1000 Fax: +886-2172-1322



Freq	Level	Read Level	Factor	Limit Line	Over Limit	APos	TPos	Remark	Pol/Phase	Note
MHz	dBuV/m	dBuV	dB/m	dBuV/m	dB	cm	deg			
1	2389.41	65.86	28.28	37.58	74.00	-8.14	361	180 Peak	Horizontal	
2 *	2457.00	118.67	88.99	37.68	74.00	44.67	361	180 Peak	Horizontal	
3	2487.00	67.14	29.34	37.80	74.00	-6.86	361	180 Peak	Horizontal	



TUV Rheinland Taiwan Ltd.
No. 458-18, Sec 2, Fenhiao, Linkou Dist., New Taipei City 244, Taiwan(R.O.C.)
Tel: +886-2172-1000 Fax: +886-2172-1322

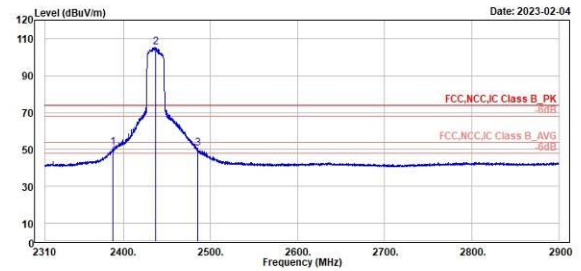
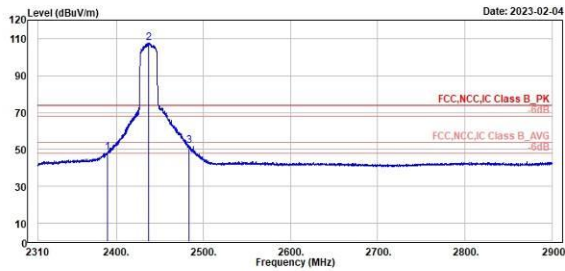


Freq	Level	Read Level	Factor	Limit Line	Over Limit	APos	TPos	Remark	Pol/Phase	Note
MHz	dBuV/m	dBuV	dB/m	dBuV/m	dB	cm	deg			
1	2389.65	66.51	28.93	37.58	74.00	-7.49	114	157 Peak	Vertical	
2 *	2457.00	116.52	78.84	37.68	74.00	42.52	114	157 Peak	Vertical	
3	2483.58	66.60	28.80	37.80	74.00	-7.40	114	157 Peak	Vertical	

802.11ax HE20

Middle Channel (Horizontal) Average

Middle Channel (Vertical) Average



Freq	Level	Read Level	Factor	Limit Line	Over Limit	APos	TPos	Remark	Pol/Phase	Note
MHz	dBuV/m	dBuV	dB/m	dBuV/m	dB	cm	deg			
1 2389.41	48.34	10.76	37.58	54.00	-5.66	361	180	Average	Horizontal	
2 * 2437.00	107.90	70.22	37.68	54.00	53.90	361	180	Average	Horizontal	
3 2483.46	52.20	14.40	37.80	54.00	-1.80	361	180	Average	Horizontal	

Freq	Level	Read Level	Factor	Limit Line	Over Limit	APos	TPos	Remark	Pol/Phase	Note
MHz	dBuV/m	dBuV	dB/m	dBuV/m	dB	cm	deg			
1 2387.76	51.21	13.64	37.57	54.00	-2.79	114	157	Average	Vertical	
2 * 2437.00	105.42	67.74	37.68	54.00	51.42	114	157	Average	Vertical	
3 2485.11	50.86	13.06	37.80	54.00	-3.14	114	157	Average	Vertical	

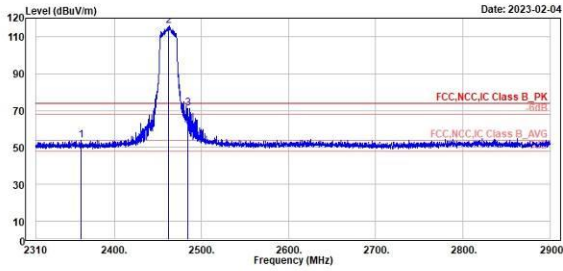
802.11ax HE20

High Channel (Horizontal) Peak

High Channel (Vertical) Peak



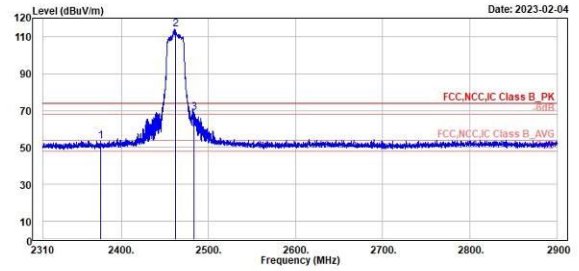
TÜV Rheinland Taiwan Ltd.
No. 458-18, Sec 2, Fenhiao, Linkou Dist., New Taipei City 244, Taiwan(R.O.C.)
Tel: +886-2172-1000 Fax: +886-2172-1322



Peak	Freq	Level	Read Level	Level Factor	Limit Line	Over Limit	APos	TPos	Remark	Pol/Phase	Note
	MHz	dBuV/m	dBuV	dB/m	dBuV/m	dB	cm	deg			
1	2361.92	53.82	16.38	37.44	74.00	-20.18	258	168	Peak	Horizontal	
2 *	2462.00	115.70	77.97	37.73	74.00	41.70	258	168	Peak	Horizontal	
3 †	2484.17	71.19	33.39	37.80	74.00	-2.81	258	168	Peak	Horizontal	



TÜV Rheinland Taiwan Ltd.
No. 458-18, Sec 2, Fenhiao, Linkou Dist., New Taipei City 244, Taiwan(R.O.C.)
Tel: +886-2172-1000 Fax: +886-2172-1322



Peak	Freq	Level	Read Level	Level Factor	Limit Line	Over Limit	APos	TPos	Remark	Pol/Phase	Note
	MHz	dBuV/m	dBuV	dB/m	dBuV/m	dB	cm	deg			
1	2376.55	53.47	15.96	37.51	74.00	-20.53	109	155	Peak	Vertical	
2 *	2462.00	114.04	76.31	37.73	74.00	40.04	109	155	Peak	Vertical	
3 †	2483.46	68.67	30.87	37.80	74.00	-5.33	109	155	Peak	Vertical	

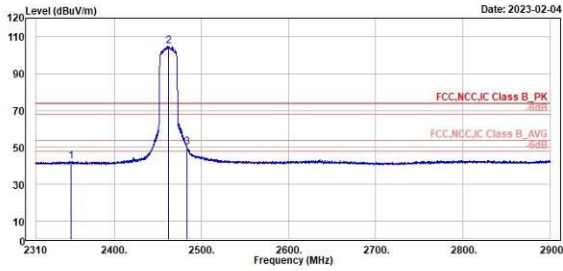
802.11ax HE20

High Channel (Horizontal) Average

High Channel (Vertical) Average



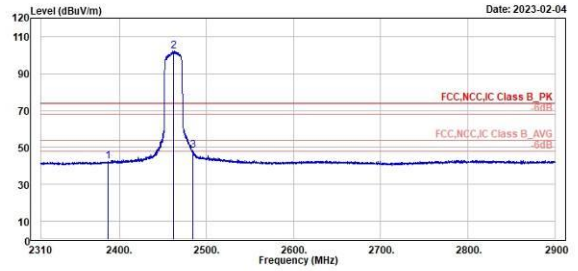
TUV Rheinland Taiwan Ltd.
No. 458-18, Sec 2, Fenhiao, Linkou Dist., New Taipei City 244, Taiwan(R.O.C.)
Tel: +886-2172-1000 Fax: +886-2172-1322



Freq	Level	Read Level	Factor	Limit Line	Over Limit	APos	TPos	Remark	Pol/Phase	Note
MHz	dBuV/m	dBuV	dB/m	dBuV/m	dB	cm	deg			
1	2350.00	42.37	5.00	37.37	54.00	-11.63	258	168 Average	Horizontal	
2 *	2462.00	105.02	67.29	37.73	54.00	51.02	258	168 Average	Horizontal	
3 †	2483.81	50.10	12.30	37.80	54.00	-3.90	258	168 Average	Horizontal	



TUV Rheinland Taiwan Ltd.
No. 458-18, Sec 2, Fenhiao, Linkou Dist., New Taipei City 244, Taiwan(R.O.C.)
Tel: +886-2172-1000 Fax: +886-2172-1322



Freq	Level	Read Level	Factor	Limit Line	Over Limit	APos	TPos	Remark	Pol/Phase	Note
MHz	dBuV/m	dBuV	dB/m	dBuV/m	dB	cm	deg			
1	2386.58	42.48	4.91	37.57	54.00	-11.52	109	155 Average	Vertical	
2 *	2462.00	102.12	64.39	37.73	54.00	48.12	109	155 Average	Vertical	
3 †	2484.64	48.45	10.65	37.80	54.00	-5.55	109	155 Average	Vertical	

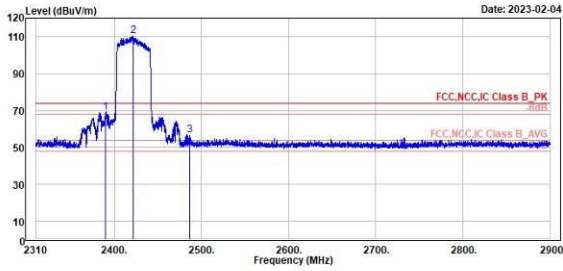
802.11ax HE40

Low Channel (Horizontal) Peak

Low Channel (Vertical) Peak



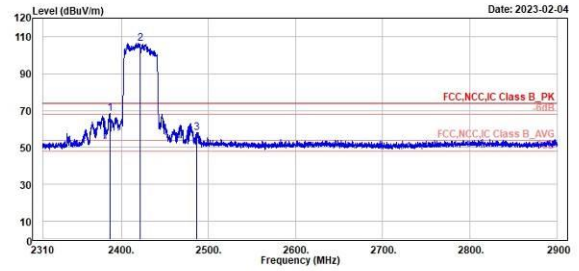
TUV Rheinland Taiwan Ltd.
No. 458-18, Sec 2, Fenhiao, Linkou Dist., New Taipei City 244, Taiwan(R.O.C.)
Tel: +886-2172-1000 Fax: +886-2172-1322



Peak	Freq	Level	Read Level	Factor	Limit Line	Over Limit	APos	TPos	Remark	Pol/Phase	Note
	MHz	dBuV/m	dBuV	dB/m	dBuV/m	dB	cm	deg			
1	2390.00	68.98	31.49	37.58	74.00	-5.02	370	360	Peak	Horizontal	
2 *	2422.00	110.68	72.94	37.65	74.00	36.68	370	360	Peak	Horizontal	
3	2486.76	56.39	18.59	37.80	74.00	-17.61	370	360	Peak	Horizontal	



TUV Rheinland Taiwan Ltd.
No. 458-18, Sec 2, Fenhiao, Linkou Dist., New Taipei City 244, Taiwan(R.O.C.)
Tel: +886-2172-1000 Fax: +886-2172-1322



Peak	Freq	Level	Read Level	Factor	Limit Line	Over Limit	APos	TPos	Remark	Pol/Phase	Note
	MHz	dBuV/m	dBuV	dB/m	dBuV/m	dB	cm	deg			
1	2386.58	68.38	30.81	37.57	74.00	-5.62	100	24	Peak	Vertical	
2 *	2422.00	106.45	68.79	37.65	74.00	32.45	100	24	Peak	Vertical	
3	2486.76	57.95	20.15	37.80	74.00	-16.05	100	24	Peak	Vertical	

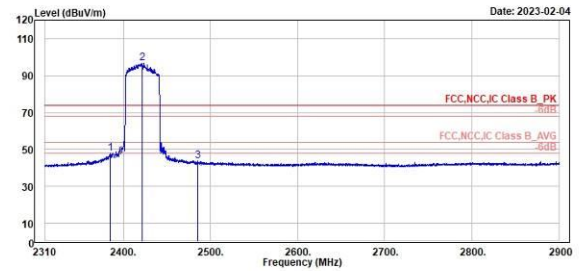
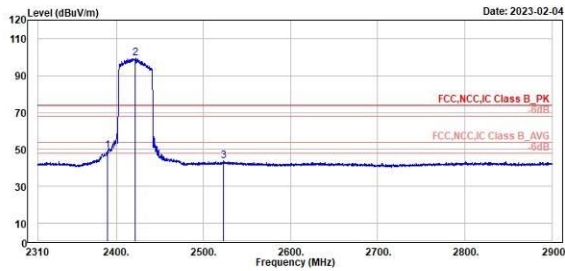
802.11ax HE40

Low Channel (Horizontal) Average

Low Channel (Vertical) Average

TÜVRheinland
TUV Rheinland Taiwan Ltd.
No. 458-18, Sec 2, Fenhiao, Linkou Dist., New Taipei City 244, Taiwan(R.O.C.)
Tel: +886-2172-1000 Fax: +886-2172-1322

TÜVRheinland
TUV Rheinland Taiwan Ltd.
No. 458-18, Sec 2, Fenhiao, Linkou Dist., New Taipei City 244, Taiwan(R.O.C.)
Tel: +886-2172-1000 Fax: +886-2172-1322



Freq	Level	Read Level	Level Factor	Limit Line	Over Limit	APos	TPos	Remark	Pol/Phase	Note
MHz	dBuV/m	dBuV	dB/m	dBuV/m	dB	cm	deg			
1	2389.89	49.43	11.85	37.58	54.00	-4.57	370	360 Average	Horizontal	
2	2422.00	99.28	61.62	37.66	54.00	45.28	370	360 Average	Horizontal	
3	2522.99	43.60	5.72	37.88	54.00	-10.40	370	360 Average	Horizontal	

Freq	Level	Read Level	Level Factor	Limit Line	Over Limit	APos	TPos	Remark	Pol/Phase	Note
MHz	dBuV/m	dBuV	dB/m	dBuV/m	dB	cm	deg			
1	2384.69	47.95	10.40	37.55	54.00	-6.05	100	24 Average	Vertical	
2	2422.00	96.57	58.91	37.66	54.00	42.57	100	24 Average	Vertical	
3	2485.58	43.72	5.92	37.80	54.00	-10.28	100	24 Average	Vertical	

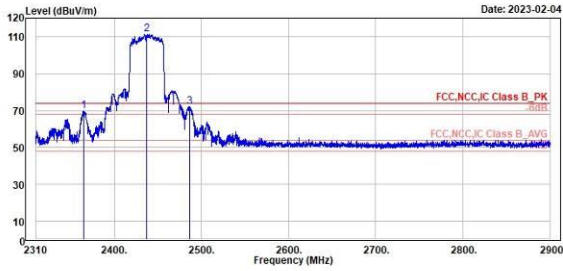
802.11ax HE40

Middle Channel (Horizontal) Peak

Middle Channel (Vertical) Peak



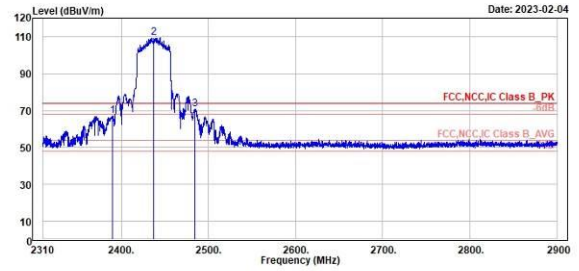
TUV Rheinland Taiwan Ltd.
No. 458-18, Sec 2, Fenhiao, Linkou Dist., New Taipei City 244, Taiwan(R.O.C.)
Tel: +886-2172-1000 Fax: +886-2172-1322



Peak	Freq	Level	Read Level	Level Factor	Limit Line	Over Limit	APos	TPos	Remark	Pol/Phase	Note
	MHz	dBuV/m	dBuV	dB/m	dBuV/m	dB	cm	deg			
1	2365.22	69.64	32.19	37.45	74.00	-4.36	363	360	Peak	Horizontal	
2	2437.00	111.33	73.65	37.68	74.00	37.33	363	360	Peak	Horizontal	
3	2486.29	72.14	34.34	37.80	74.00	-1.86	363	360	Peak	Horizontal	



TUV Rheinland Taiwan Ltd.
No. 458-18, Sec 2, Fenhiao, Linkou Dist., New Taipei City 244, Taiwan(R.O.C.)
Tel: +886-2172-1000 Fax: +886-2172-1322



Peak	Freq	Level	Read Level	Level Factor	Limit Line	Over Limit	APos	TPos	Remark	Pol/Phase	Note
	MHz	dBuV/m	dBuV	dB/m	dBuV/m	dB	cm	deg			
1	2389.41	67.23	29.65	37.58	74.00	-6.77	100	159	Peak	Vertical	
2	2437.00	109.56	71.88	37.68	74.00	35.56	100	159	Peak	Vertical	
3	2484.40	70.84	33.04	37.80	74.00	-3.16	100	159	Peak	Vertical	

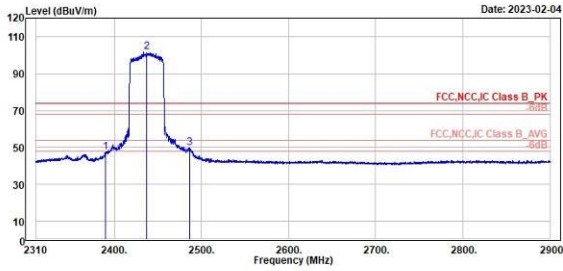
802.11ax HE40

Middle Channel (Horizontal) Average

Middle Channel (Vertical) Average



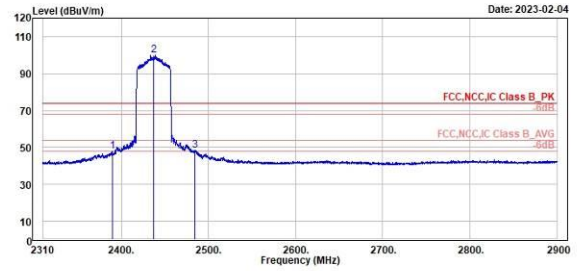
TUV Rheinland Taiwan Ltd.
No. 458-18, Sec 2, Fenhiao, Linkou Dist., New Taipei City 244, Taiwan(R.O.C.)
Tel: +886-2172-1000 Fax: +886-2172-1322



Freq	Level	Read	Level	Factor	Limit	Over	Line	Limit	APos	TPos	Remark	Pol/Phase	Note
MHz	dBuV/m	dBuV	dB/m	dBuV/m	dB	cm	deg						
1	2389.89	47.62	10.04	37.58	54.00	-6.38	363	360	Average		Horizontal		
2 *	2437.00	101.52	63.84	37.68	54.00	47.52	363	360	Average		Horizontal		
3 †	2486.65	49.59	11.79	37.80	54.00	-4.41	363	360	Average		Horizontal		



TUV Rheinland Taiwan Ltd.
No. 458-18, Sec 2, Fenhiao, Linkou Dist., New Taipei City 244, Taiwan(R.O.C.)
Tel: +886-2172-1000 Fax: +886-2172-1322



Freq	Level	Read	Level	Factor	Limit	Over	Line	Limit	APos	TPos	Remark	Pol/Phase	Note
MHz	dBuV/m	dBuV	dB/m	dBuV/m	dB	cm	deg						
1 †	2389.41	48.09	10.51	37.58	54.00	-5.91	100	159	Average		Vertical		
2 *	2437.00	99.97	62.29	37.68	54.00	45.97	100	159	Average		Vertical		
3 †	2484.40	48.35	10.55	37.80	54.00	-5.65	100	159	Average		Vertical		

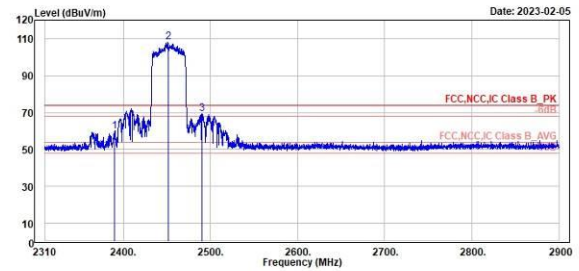
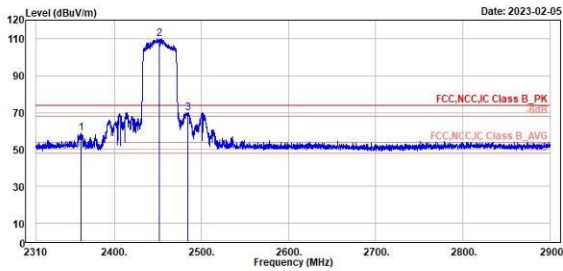
802.11ax HE40

High Channel (Horizontal) Peak

High Channel (Vertical) Peak

TÜVRheinland
TUV Rheinland Taiwan Ltd.
No. 458-18, Sec 2, Fenhiao, Linkou Dist., New Taipei City 244, Taiwan(R.O.C.)
Tel: +886-2172-1000 Fax: +886-2172-1322

TÜVRheinland
TUV Rheinland Taiwan Ltd.
No. 458-18, Sec 2, Fenhiao, Linkou Dist., New Taipei City 244, Taiwan(R.O.C.)
Tel: +886-2172-1000 Fax: +886-2172-1322



Peak	Freq	Level	Read Level	Level Factor	Limit Line	Over Limit	APos	TPos	Remark	Pol/Phase	Note
	MHz	dBuV/m	dBuV	dB/m	dBuV/m	dB	cm	deg			
1	2361.92	58.89	21.45	37.44	74.00	-15.11	361	360	Peak	Horizontal	
2 *	2452.00	110.88	72.39	37.69	74.00	36.08	361	360	Peak	Horizontal	
3 †	2484.40	70.01	32.21	37.80	74.00	-3.99	361	360	Peak	Horizontal	

Peak	Freq	Level	Read Level	Level Factor	Limit Line	Over Limit	APos	TPos	Remark	Pol/Phase	Note
	MHz	dBuV/m	dBuV	dB/m	dBuV/m	dB	cm	deg			
1	2389.77	59.87	22.29	37.58	74.00	-14.13	125	148	Peak	Vertical	
2 *	2452.00	108.03	70.34	37.69	74.00	34.03	125	148	Peak	Vertical	
3 †	2490.07	69.27	31.45	37.82	74.00	-4.73	125	148	Peak	Vertical	

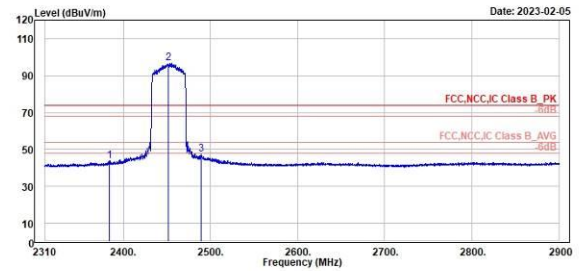
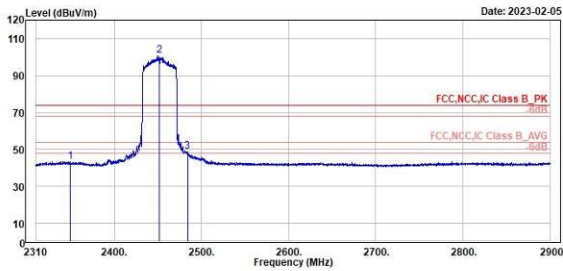
802.11ax HE40

High Channel (Horizontal) Average

High Channel (Vertical) Average

TÜVRheinland
TUV Rheinland Taiwan Ltd.
No. 458-18, Sec 2, Fenhiao, Linkou Dist., New Taipei City 244, Taiwan(R.O.C.)
Tel: +886-2172-1000 Fax: +886-2172-1322

TÜVRheinland
TUV Rheinland Taiwan Ltd.
No. 458-18, Sec 2, Fenhiao, Linkou Dist., New Taipei City 244, Taiwan(R.O.C.)
Tel: +886-2172-1000 Fax: +886-2172-1322



Freq	Level	Read Level Factor	Limit Line	Over Limit	APos	TPos	Remark	Pol/Phase	Note	
MHz	dBuV/m	dBuV	dB/m	dBuV/m	dB	cm	deg			
1	2349.06	43.50	6.13	37.37	54.00	-10.50	361	360	Average	Horizontal
2 *	2452.00	100.96	63.27	37.69	54.00	46.96	361	360	Average	Horizontal
3 †	2483.93	48.81	11.01	37.80	54.00	-5.19	361	360	Average	Horizontal

Freq	Level	Read Level Factor	Limit Line	Over Limit	APos	TPos	Remark	Pol/Phase	Note	
MHz	dBuV/m	dBuV	dB/m	dBuV/m	dB	cm	deg			
1	2384.34	43.80	6.25	37.55	54.00	-10.20	125	148	Average	Vertical
2 *	2452.00	96.64	58.95	37.69	54.00	42.64	125	148	Average	Vertical
3	2489.60	47.50	9.68	37.82	54.00	-6.50	125	148	Average	Vertical

Spurious Emissions, Tx Mode, 9kHz ~ 30MHz

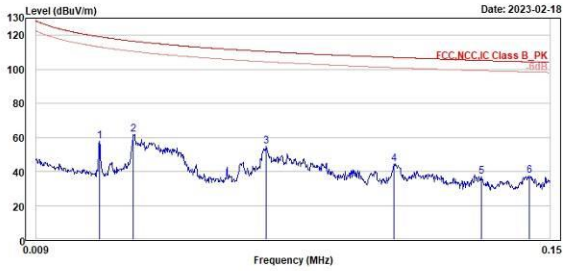
802.11b

Low Channel(Open) 9kHz~150kHz

Low Channel(Open) 150kHz~30MHz



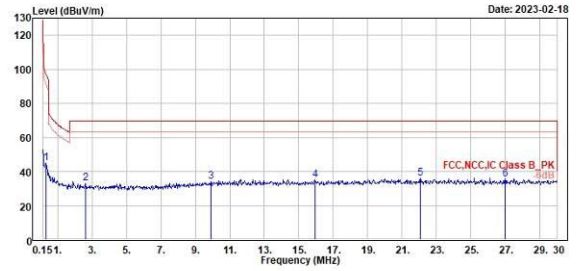
TUV Rheinland Taiwan Ltd.
No. 458-18, Sec 2, Fenhiao, Linkou Dist., New Taipei City 244, Taiwan(R.O.C.)
Tel: +886-2172-1000 Fax: +886-2172-1322



Freq	Level	Read	Limit	Over	APos	TPos	Remark	Pol/Phase	Note
MHz	dBuV/m	dBuV	dB/m	dBuV/m	dB	cm	deg		
1	0.03	57.63	38.68	18.95	119.13	-61.50	100	249 QP	Open
2	0.04	61.91	42.73	19.18	116.52	-54.61	100	256 QP	Open
3	0.07	55.04	36.46	18.58	110.43	-55.39	100	267 QP	Open
4	0.11	44.63	26.68	17.95	107.00	-62.37	100	222 QP	Open
5	0.13	36.99	18.95	18.04	105.25	-68.26	100	252 QP	Open
6	0.14	37.78	19.68	18.10	104.42	-66.64	100	252 QP	Open



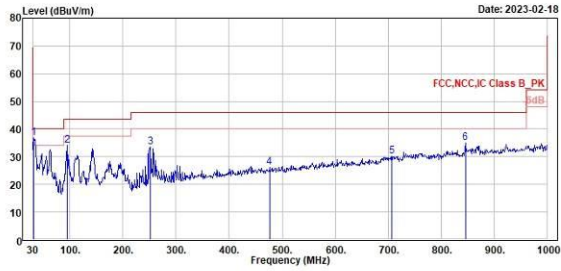
TUV Rheinland Taiwan Ltd.
No. 458-18, Sec 2, Fenhiao, Linkou Dist., New Taipei City 244, Taiwan(R.O.C.)
Tel: +886-2172-1000 Fax: +886-2172-1322



Freq	Level	Read	Limit	Over	APos	TPos	Remark	Pol/Phase	Note
MHz	dBuV/m	dBuV	dB/m	dBuV/m	dB	cm	deg		
1	0.33	44.79	26.04	18.75	97.26	-52.47	100	212 QP	Open
2	2.63	33.16	13.63	19.53	69.50	-36.34	100	263 QP	Open
3	9.88	34.27	12.73	21.54	69.50	-35.23	100	193 QP	Open
4	15.94	35.03	13.01	22.02	69.50	-34.47	100	179 QP	Open
5	22.06	36.01	13.68	22.33	69.50	-33.49	100	83 QP	Open
6	26.99	35.62	13.22	22.40	69.50	-33.88	100	174 QP	Open

Spurious Emissions, Tx Mode, 30MHz ~ 1GHz
802.11b
Low Channel (Horizontal)
Low Channel (Vertical)

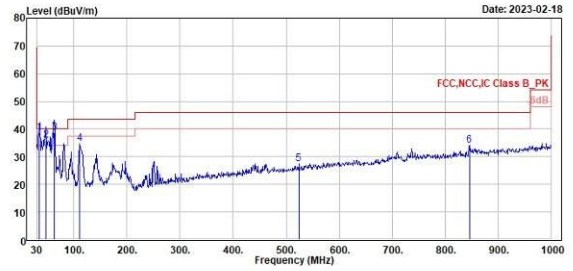

TÜV Rheinland Taiwan Ltd.
 No. 458-18, Sec 2, Fenhiao, Linkou Dist., New Taipei City 244, Taiwan(R.O.C.)
 Tel: +886-2172-1000 Fax: +886-2172-1322



	Freq	Read		Limit		APos	TPos	Remark	Pol/Phase	Note
		Level	Level Factor	Line	Over Limit					
	MHz	dBuV/m	dBuV	dB/m	dBuV/m	dB	cm	deg		
1	31.94	36.72	45.49	-8.77	40.00	-3.28	264	31	QP	Horizontal
2	94.02	33.94	47.81	-13.87	43.50	-9.56	200	248	QP	Horizontal
3	252.13	33.56	41.41	-7.85	46.00	-12.44	100	25	QP	Horizontal
4	476.20	26.11	29.52	-3.41	46.00	-19.89	200	190	QP	Horizontal
5	787.06	30.21	29.65	0.56	46.00	-15.79	200	272	QP	Horizontal
6	845.77	34.96	32.12	2.84	46.00	-11.04	400	134	QP	Horizontal



TÜV Rheinland Taiwan Ltd.
 No. 458-18, Sec 2, Fenhiao, Linkou Dist., New Taipei City 244, Taiwan(R.O.C.)
 Tel: +886-2172-1000 Fax: +886-2172-1322



	Freq	Read		Limit		APos	TPos	Remark	Pol/Phase	Note
		Level	Level Factor	Line	Over Limit					
	MHz	dBuV/m	dBuV	dB/m	dBuV/m	dB	cm	deg		
1	34.85	38.51	46.90	-8.39	40.00	-1.49	100	123	QP	Vertical
2	46.49	35.87	43.09	-7.22	40.00	-4.13	100	18	QP	Vertical
3	62.98	38.69	47.70	-9.01	40.00	-1.31	100	311	QP	Vertical
4	110.51	34.53	45.37	-10.84	43.50	-8.97	100	7	QP	Vertical
5	523.73	27.41	29.78	-2.37	46.00	-18.59	100	360	QP	Vertical
6	845.77	33.97	31.13	2.84	46.00	-12.03	300	273	QP	Vertical

Spurious Emissions, Tx Mode, 1GHz ~ 26.5GHz

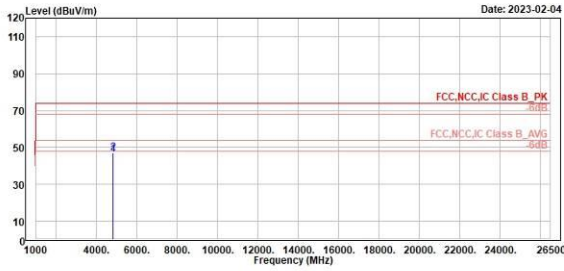
802.11b

Low Channel (Horizontal)

Low Channel (Vertical)



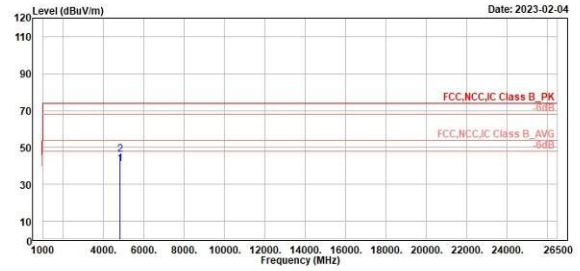
TUV Rheinland Taiwan Ltd.
No. 458-18, Sec 2, Fenhiao, Linkou Dist., New Taipei City 244, Taiwan(R.O.C.)
Tel: +886-2172-1000 Fax: +886-2172-1322



Read	Limit	Over	APos	TPos	Remark	Pol/Phase	Note		
Level	Line	Limit							
Factor									
Freq	Level	Level	Line	Limit	APos	TPos	Remark		
MHz	dBuV/m	dBuV	dB/m	dBuV/m	dB	cm	deg		
1	4824.00	46.19	57.10	-10.91	54.00	-7.81	100	138 Average	Horizontal
2	4824.00	46.98	57.89	-10.91	74.00	-27.02	100	138 Peak	Horizontal



TUV Rheinland Taiwan Ltd.
No. 458-18, Sec 2, Fenhiao, Linkou Dist., New Taipei City 244, Taiwan(R.O.C.)
Tel: +886-2172-1000 Fax: +886-2172-1322



Read	Limit	Over	APos	TPos	Remark	Pol/Phase	Note		
Level	Line	Limit							
Factor									
Freq	Level	Level	Line	Limit	APos	TPos	Remark		
MHz	dBuV/m	dBuV	dB/m	dBuV/m	dB	cm	deg		
1	4824.00	41.15	52.06	-10.91	54.00	-12.85	119	360 Average	Vertical
2	4824.00	45.98	56.89	-10.91	74.00	-28.02	119	360 Peak	Vertical

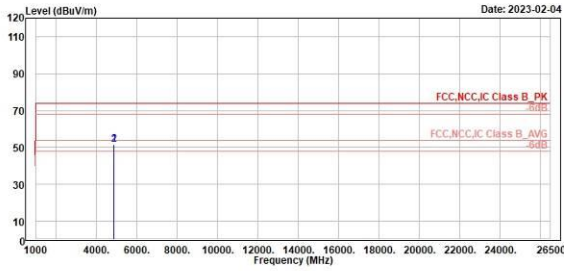
802.11b

Middle Channel (Horizontal)

Middle Channel (Vertical)



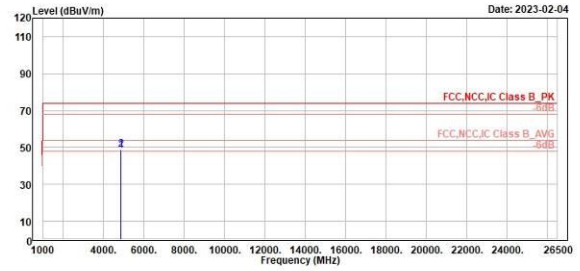
TUV Rheinland Taiwan Ltd.
No. 458-18, Sec 2, Fenhiao, Linkou Dist., New Taipei City 244, Taiwan(R.O.C.)
Tel: +886-2172-1000 Fax: +886-2172-1322



1	2	Read Level	Level Factor	Limit Line	Over Limit	APos	TPos	Remark	Pol/Phase	Note	
1	2	MHz	dBuV/m	dBuV	dB/m	dBuV/m	dB	cm	deg		
1	1	4874.00	51.33	62.26	-10.93	54.00	-2.67	330	226	Average	Horizontal
2	2	4874.00	51.61	62.54	-10.93	74.00	-22.39	330	226	Peak	Horizontal



TUV Rheinland Taiwan Ltd.
No. 458-18, Sec 2, Fenhiao, Linkou Dist., New Taipei City 244, Taiwan(R.O.C.)
Tel: +886-2172-1000 Fax: +886-2172-1322



1	2	Read Level	Level Factor	Limit Line	Over Limit	APos	TPos	Remark	Pol/Phase	Note	
1	2	MHz	dBuV/m	dBuV	dB/m	dBuV/m	dB	cm	deg		
1	1	4874.00	48.37	59.30	-10.93	54.00	-5.63	100	12	Average	Vertical
2	2	4874.00	48.70	59.63	-10.93	74.00	-25.30	100	12	Peak	Vertical

802.11b

High Channel (Horizontal)

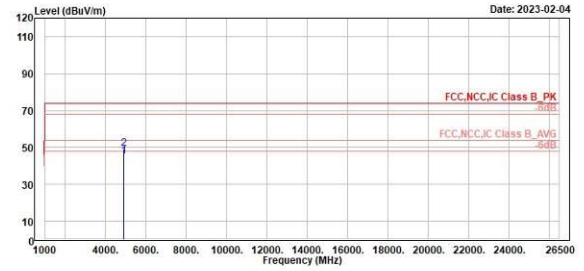
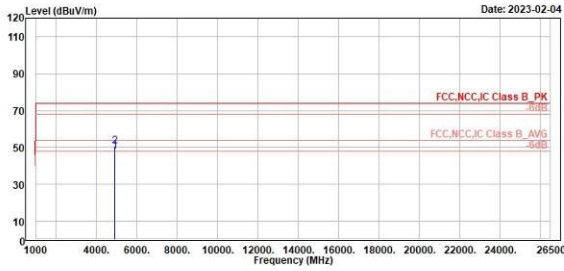
High Channel (Vertical)



TUV Rheinland Taiwan Ltd.
No. 458-18, Sec 2, Fenhiao, Linkou Dist., New Taipei City 244, Taiwan(R.O.C.)
Tel: +886-2172-1000 Fax: +886-2172-1322



TUV Rheinland Taiwan Ltd.
No. 458-18, Sec 2, Fenhiao, Linkou Dist., New Taipei City 244, Taiwan(R.O.C.)
Tel: +886-2172-1000 Fax: +886-2172-1322



Freq	Level	Read Level	Factor	Limit Line	Over Limit	APos	TPos	Remark	Pol/Phase	Note
MHz	dBuV/m	dBuV	dB/m	dBuV/m	dB	cm	deg			
1	4924.00	47.71	58.66	-10.95	54.00	-6.29	128	168 Average	Horizontal	
2	4924.00	50.78	61.73	-10.95	74.00	-23.22	128	168 Peak	Horizontal	

Freq	Level	Read Level	Factor	Limit Line	Over Limit	APos	TPos	Remark	Pol/Phase	Note
MHz	dBuV/m	dBuV	dB/m	dBuV/m	dB	cm	deg			
1	4924.00	45.10	56.05	-10.95	54.00	-8.90	100	170 Average	Vertical	
2	4924.00	49.21	60.16	-10.95	74.00	-24.79	100	170 Peak	Vertical	

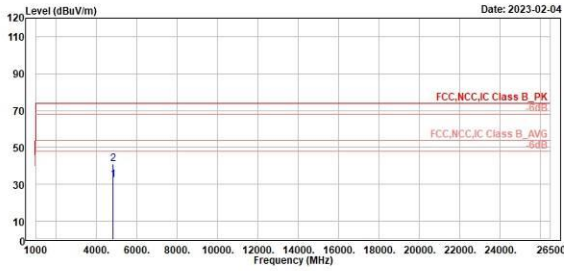
802.11g

Low Channel (Horizontal)

Low Channel (Vertical)



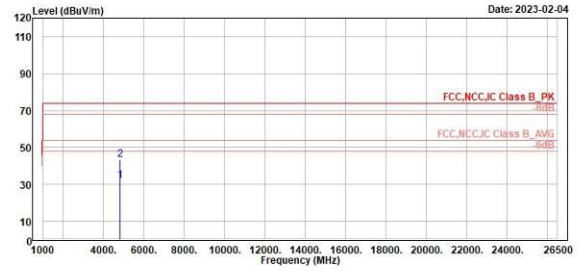
TUV Rheinland Taiwan Ltd.
No. 458-18, Sec 2, Fenhiao, Linkou Dist., New Taipei City 244, Taiwan(R.O.C.)
Tel: +886-2172-1000 Fax: +886-2172-1322



1	2									
Freq	Level	Read Level	Factor	Limit Line	Over Limit	APos	TPos	Remark	Pol/Phase	Note
MHz	dBuV/m	dBuV	dB/m	dBuV/m	dB	cm	deg			
4824.00	32.21	43.12	-10.91	54.00	-21.79	147	360	Average	Horizontal	
4824.00	41.09	52.00	-10.91	74.00	-32.91	147	360	Peak	Horizontal	



TUV Rheinland Taiwan Ltd.
No. 458-18, Sec 2, Fenhiao, Linkou Dist., New Taipei City 244, Taiwan(R.O.C.)
Tel: +886-2172-1000 Fax: +886-2172-1322



1	2									
Freq	Level	Read Level	Factor	Limit Line	Over Limit	APos	TPos	Remark	Pol/Phase	Note
MHz	dBuV/m	dBuV	dB/m	dBuV/m	dB	cm	deg			
4824.00	31.95	42.86	-10.91	54.00	-22.05	101	360	Average	Vertical	
4824.00	43.27	54.18	-10.91	74.00	-30.73	101	360	Peak	Vertical	

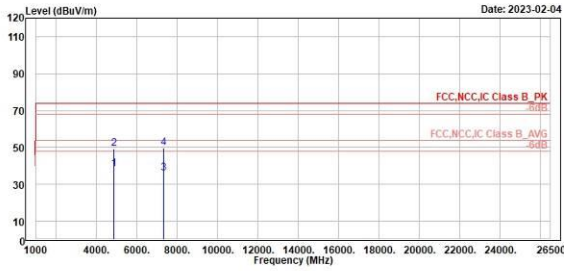
802.11g

Middle Channel (Horizontal)

Middle Channel (Vertical)



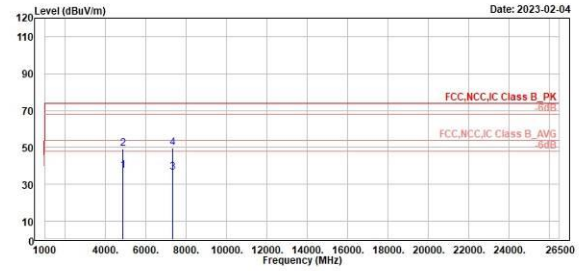
TUV Rheinland Taiwan Ltd.
No. 458-18, Sec 2, Fenhiao, Linkou Dist., New Taipei City 244, Taiwan(R.O.C.)
Tel: +886-2172-1000 Fax: +886-2172-1322



1	2	3	4
4874.00	4874.00	7311.00	7311.00
38.37	49.40	36.24	49.85
49.39	60.33	45.36	58.97
-10.93	-10.93	-9.12	-9.12
54.00	74.00	54.00	74.00
-15.63	-24.60	-17.76	-24.15
400	400	395	395
11	11	1	1
Average	Peak	Average	Peak
Horizontal	Horizontal	Horizontal	Horizontal



TUV Rheinland Taiwan Ltd.
No. 458-18, Sec 2, Fenhiao, Linkou Dist., New Taipei City 244, Taiwan(R.O.C.)
Tel: +886-2172-1000 Fax: +886-2172-1322



1	2	3	4
4874.00	4874.00	7311.00	7311.00
37.51	49.08	36.60	49.59
48.44	60.01	45.72	58.71
-10.93	-10.93	-9.12	-9.12
54.00	74.00	54.00	74.00
-16.49	-24.92	-17.40	-24.41
156	156	300	300
11	11	101	101
Average	Peak	Average	Peak
Vertical	Vertical	Vertical	Vertical

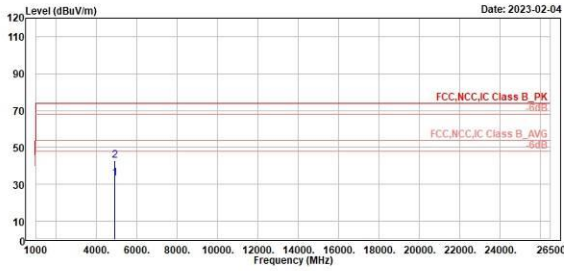
802.11g

High Channel (Horizontal)

High Channel (Vertical)



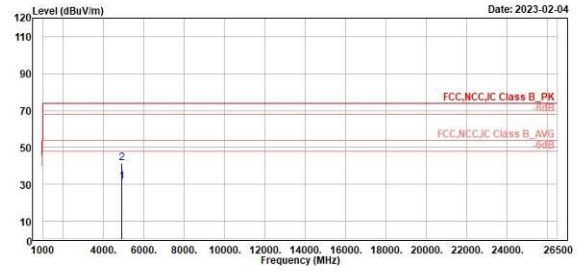
TUV Rheinland Taiwan Ltd.
No. 458-18, Sec 2, Fenhiao, Linkou Dist., New Taipei City 244, Taiwan(R.O.C.)
Tel: +886-2172-1000 Fax: +886-2172-1322



Line	Freq	Level	Read Level	Factor	Limit	Over	APos	TPos	Remark	Pol/Phase	Note
	MHz	dBuV/m	dBuV	dB/m	dBuV/m	dB	cm	deg			
1	4924.00	33.13	44.08	-10.95	54.00	-20.87	400	200	Average	Horizontal	
2	4924.00	42.99	53.94	-10.95	74.00	-31.01	400	200	Peak	Horizontal	



TUV Rheinland Taiwan Ltd.
No. 458-18, Sec 2, Fenhiao, Linkou Dist., New Taipei City 244, Taiwan(R.O.C.)
Tel: +886-2172-1000 Fax: +886-2172-1322



Line	Freq	Level	Read Level	Factor	Limit	Over	APos	TPos	Remark	Pol/Phase	Note
	MHz	dBuV/m	dBuV	dB/m	dBuV/m	dB	cm	deg			
1	4924.00	31.66	42.61	-10.95	54.00	-22.34	400	262	Average	Vertical	
2	4924.00	41.36	52.31	-10.95	74.00	-32.64	400	262	Peak	Vertical	

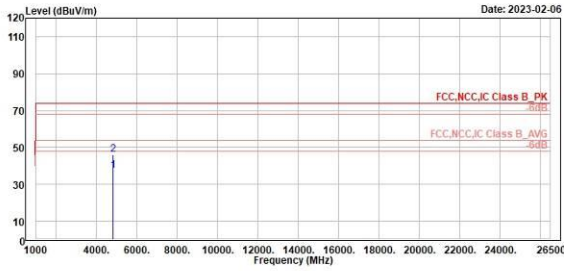
802.11ax HE20

Low Channel (Horizontal)

Low Channel (Vertical)



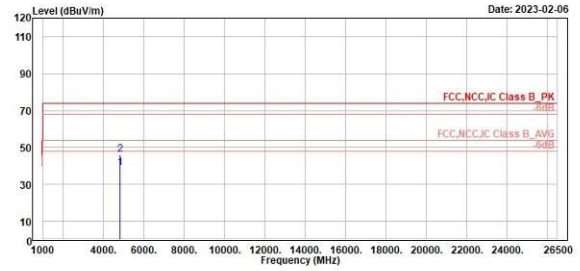
TÜV Rheinland Taiwan Ltd.
No. 458-18, Sec 2, Fenhiao, Linkou Dist., New Taipei City 244, Taiwan(R.O.C.)
Tel: +886-2172-1000 Fax: +886-2172-1322



1	2	3	4	5	6	7	8	9	10	11	12	13	14	15	16	17	18	19	20
Read	Level	Level	Factor	Limit	Over	APos	TPos	Remark	Pol/Phase	Note									
Freq	Level	Level	Factor	Line	Limit	cm	deg												
MHz	dBuV/m	dBuV	dB/m	dBuV/m	dB	cm	deg												
4824.00	37.59	48.59	-10.91	54.00	-16.41	100	3	Average	Horizontal										
4824.00	46.14	57.05	-10.91	74.00	-27.86	100	3	Peak	Horizontal										



TÜV Rheinland Taiwan Ltd.
No. 458-18, Sec 2, Fenhiao, Linkou Dist., New Taipei City 244, Taiwan(R.O.C.)
Tel: +886-2172-1000 Fax: +886-2172-1322



1	2	3	4	5	6	7	8	9	10	11	12	13	14	15	16	17	18	19	20
Read	Level	Level	Factor	Limit	Over	APos	TPos	Remark	Pol/Phase	Note									
Freq	Level	Level	Factor	Line	Limit	cm	deg												
MHz	dBuV/m	dBuV	dB/m	dBuV/m	dB	cm	deg												
4824.00	38.88	49.79	-10.91	54.00	-15.12	320	360	Average	Vertical										
4824.00	46.30	57.21	-10.91	74.00	-27.70	320	360	Peak	Vertical										

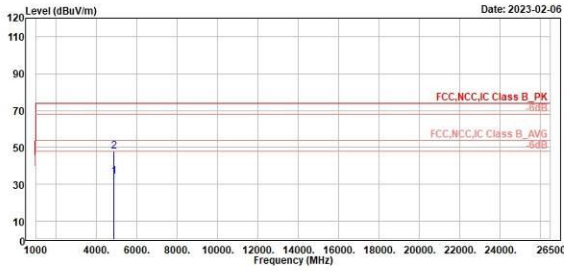
802.11ax HE20

Middle Channel (Horizontal)

Middle Channel (Vertical)



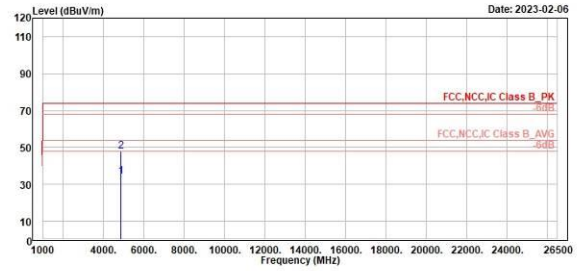
TUV Rheinland Taiwan Ltd.
No. 458-18, Sec 2, Fenhiao, Linkou Dist., New Taipei City 244, Taiwan(R.O.C.)
Tel: +886-2172-1000 Fax: +886-2172-1322



Freq	Level	Read Level	Factor	Limit Line	Over Limit	APos	TPos	Remark	Pol/Phase	Note
MHz	dBuV/m	dBuV	dB/m	dBuV/m	dB	cm	deg			
1	4874.00	34.03	44.96	-10.93	54.00	-19.97	400	338 Average	Horizontal	
2	4874.00	48.12	59.05	-10.93	74.00	-25.88	400	338 Peak	Horizontal	



TUV Rheinland Taiwan Ltd.
No. 458-18, Sec 2, Fenhiao, Linkou Dist., New Taipei City 244, Taiwan(R.O.C.)
Tel: +886-2172-1000 Fax: +886-2172-1322



Freq	Level	Read Level	Factor	Limit Line	Over Limit	APos	TPos	Remark	Pol/Phase	Note
MHz	dBuV/m	dBuV	dB/m	dBuV/m	dB	cm	deg			
1	4874.00	34.00	44.93	-10.93	54.00	-20.00	283	138 Average	Vertical	
2	4874.00	47.77	58.70	-10.93	74.00	-26.23	283	138 Peak	Vertical	

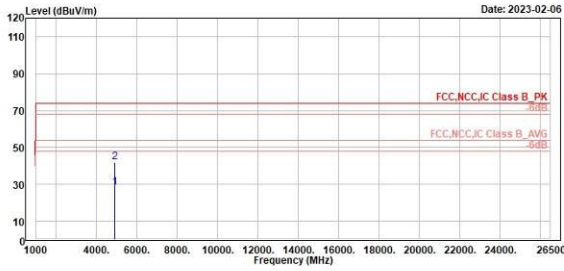
802.11ax HE20

High Channel (Horizontal)

High Channel (Vertical)



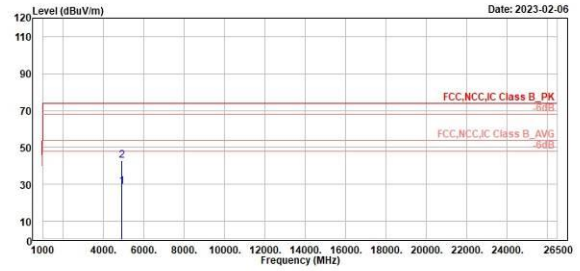
TUV Rheinland Taiwan Ltd.
No. 458-18, Sec 2, Fenhiao, Linkou Dist., New Taipei City 244, Taiwan(R.O.C.)
Tel: +886-2172-1000 Fax: +886-2172-1322



1	2								
Freq	Level	Read Level Factor	Limit Line	Over Limit	APos	TPos	Remark	Pol/Phase	Note
MHz	dBuV/m	dBuV	dB/m	dBuV/m	dB	cm	deg		
4924.00	28.39	39.34	-10.95	54.00	-25.61	100	215 Average	Horizontal	
4924.00	42.03	52.98	-10.95	74.00	-31.97	100	215 Peak	Horizontal	



TUV Rheinland Taiwan Ltd.
No. 458-18, Sec 2, Fenhiao, Linkou Dist., New Taipei City 244, Taiwan(R.O.C.)
Tel: +886-2172-1000 Fax: +886-2172-1322



1	2								
Freq	Level	Read Level Factor	Limit Line	Over Limit	APos	TPos	Remark	Pol/Phase	Note
MHz	dBuV/m	dBuV	dB/m	dBuV/m	dB	cm	deg		
4924.00	28.96	39.91	-10.95	54.00	-25.04	100	352 Average	Vertical	
4924.00	42.81	53.76	-10.95	74.00	-31.19	100	352 Peak	Vertical	

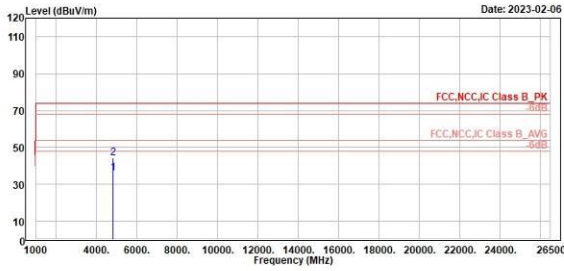
802.11ax HE40

Low Channel (Horizontal)

Low Channel (Vertical)



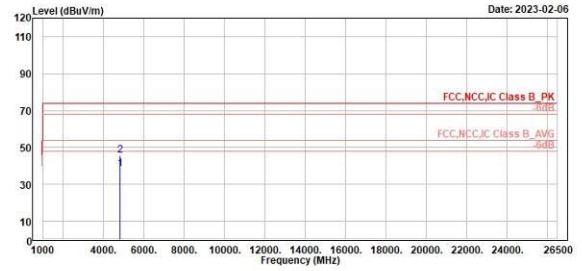
TUV Rheinland Taiwan Ltd.
No. 458-18, Sec 2, Fenhiao, Linkou Dist., New Taipei City 244, Taiwan(R.O.C.)
Tel: +886-2172-1000 Fax: +886-2172-1322



Freq	Level	Read Level	Factor	Limit Line	Over Limit	APos	TPos	Remark	Pol/Phase	Note
MHz	dBuV/m	dBuV	dB/m	dBuV/m	dB	cm	deg			
1	4844.00	36.22	47.08	-10.86	54.00	-17.78	200	107 Average	Horizontal	
2	4844.00	44.23	55.09	-10.86	74.00	-29.77	200	107 Peak	Horizontal	



TUV Rheinland Taiwan Ltd.
No. 458-18, Sec 2, Fenhiao, Linkou Dist., New Taipei City 244, Taiwan(R.O.C.)
Tel: +886-2172-1000 Fax: +886-2172-1322



Freq	Level	Read Level	Factor	Limit Line	Over Limit	APos	TPos	Remark	Pol/Phase	Note
MHz	dBuV/m	dBuV	dB/m	dBuV/m	dB	cm	deg			
1	4844.00	38.48	49.34	-10.86	54.00	-15.52	400	360 Average	Vertical	
2	4844.00	45.48	56.34	-10.86	74.00	-28.52	400	360 Peak	Vertical	

802.11ax HE40

Middle Channel (Horizontal)

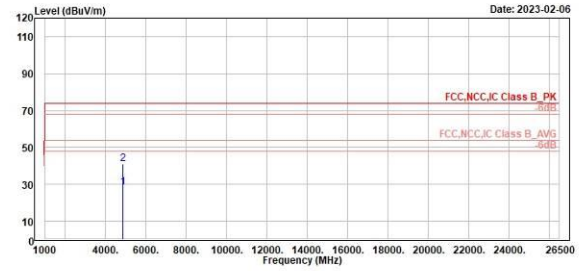
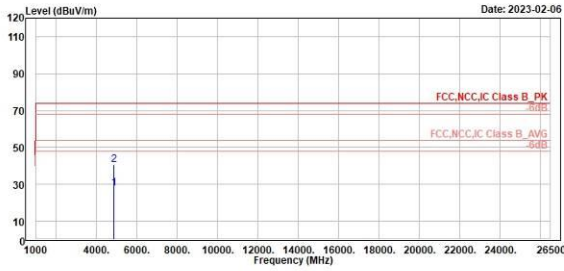
Middle Channel (Vertical)



TÜV Rheinland Taiwan Ltd.
No. 458-18, Sec 2, Fenhiao, Linkou Dist., New Taipei City 244, Taiwan(R.O.C.)
Tel: +886-2172-1000 Fax: +886-2172-1322



TÜV Rheinland Taiwan Ltd.
No. 458-18, Sec 2, Fenhiao, Linkou Dist., New Taipei City 244, Taiwan(R.O.C.)
Tel: +886-2172-1000 Fax: +886-2172-1322



Freq	Level	Read Level	Factor	Limit Line	Over Limit	APos	TPos	Remark	Pol/Phase	Note
MHz	dBuV/m	dBuV	dB/m	dBuV/m	dB	cm	deg			
1	4874.00	27.98	38.91	-10.93	54.00	-26.02	115	360 Average	Horizontal	
2	4874.00	40.45	51.38	-10.93	74.00	-33.55	115	360 Peak	Horizontal	

Freq	Level	Read Level	Factor	Limit Line	Over Limit	APos	TPos	Remark	Pol/Phase	Note
MHz	dBuV/m	dBuV	dB/m	dBuV/m	dB	cm	deg			
1	4874.00	28.27	39.20	-10.93	54.00	-25.73	142	360 Average	Vertical	
2	4874.00	41.07	52.00	-10.93	74.00	-32.93	142	360 Peak	Vertical	

802.11ax HE40

High Channel (Horizontal)

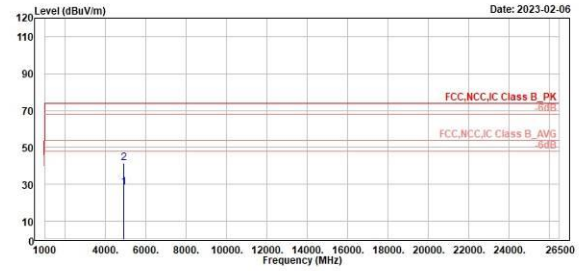
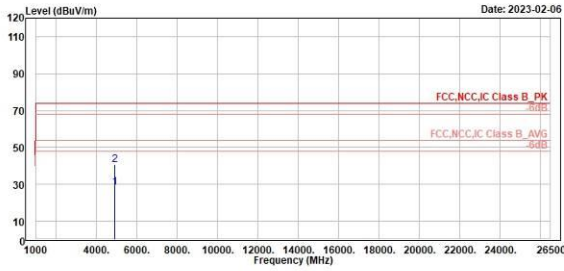
High Channel (Vertical)



TÜV Rheinland Taiwan Ltd.
No. 458-18, Sec 2, Fenhiao, Linkou Dist., New Taipei City 244, Taiwan(R.O.C.)
Tel: +886-2172-1000 Fax: +886-2172-1322



TÜV Rheinland Taiwan Ltd.
No. 458-18, Sec 2, Fenhiao, Linkou Dist., New Taipei City 244, Taiwan(R.O.C.)
Tel: +886-2172-1000 Fax: +886-2172-1322



Freq	Level	Read Level	Factor	Limit Line	Over Limit	APos	TPos	Remark	Pol/Phase	Note
MHz	dBuV/m	dBuV	dB/m	dBuV/m	dB	cm	deg			
1	4904.00	28.38	39.38	-11.00	54.00	-25.62	400	243 Average	Horizontal	
2	4904.00	48.74	51.74	-11.00	74.00	-33.26	400	243 Peak	Horizontal	

Freq	Level	Read Level	Factor	Limit Line	Over Limit	APos	TPos	Remark	Pol/Phase	Note
MHz	dBuV/m	dBuV	dB/m	dBuV/m	dB	cm	deg			
1	4904.00	28.25	39.25	-11.00	54.00	-25.75	400	145 Average	Vertical	
2	4904.00	41.35	52.35	-11.00	74.00	-32.65	400	145 Peak	Vertical	

Mains Conducted Emission, (150kHz ~ 30MHz)
<EUT with Adapter 1>

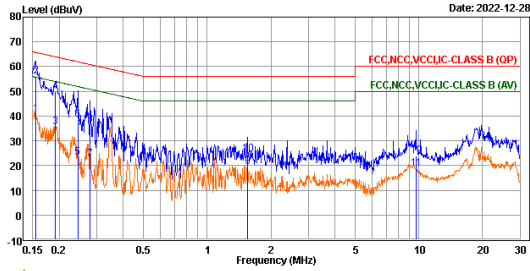
WLAN 2.4GHz + WLAN 5GHz

(Line)

(Neutral)



TÜV Rheinland Taiwan Ltd.
No. 458-18, Sec. 2, Fenhiao, Linkou Dist., New Taipei City 244, Taiwan(R.O.C.)
Tel: +886-2172-1000 Fax: +886-2172-1322

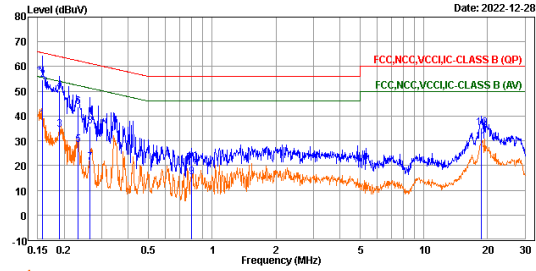


Trace: 1

	Freq	Level	Read Level	Factor	Limit	Over	Remark	Pol/Phase	Note
	MHz	dBuV	dBuV	dB	dBuV	dB			
1	0.15	40.50	30.81	9.69	55.75	-15.25	Average	line1	
2	0.15	56.18	46.49	9.69	65.75	-9.57	QP	line1	
3	0.19	35.64	25.96	9.68	53.97	-18.33	Average	line1	
4	0.19	49.81	40.13	9.68	63.97	-14.16	QP	line1	
5	0.24	23.15	13.47	9.68	51.94	-28.79	Average	line1	
6	0.24	38.52	28.84	9.68	61.94	-23.42	QP	line1	
7	0.28	22.48	12.80	9.68	50.83	-28.35	Average	line1	
8	0.28	36.56	26.88	9.68	60.83	-24.27	QP	line1	
9	1.55	19.53	9.82	9.71	46.00	-26.47	Average	line1	
10	1.55	24.44	14.73	9.71	56.00	-31.56	QP	line1	
11	9.68	18.75	8.94	9.81	50.00	-31.25	Average	line1	
12	9.68	23.96	14.15	9.81	60.00	-36.04	QP	line1	



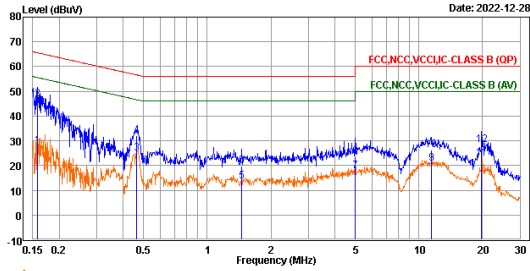
TÜV Rheinland Taiwan Ltd.
No. 458-18, Sec. 2, Fenhiao, Linkou Dist., New Taipei City 244, Taiwan(R.O.C.)
Tel: +886-2172-1000 Fax: +886-2172-1322



Trace: 1

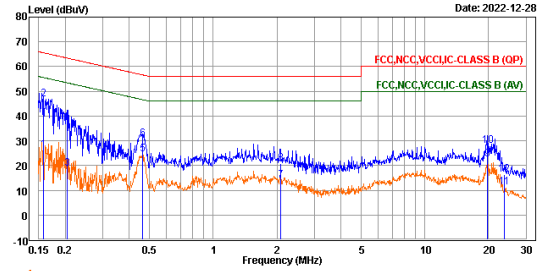
	Freq	Level	Read Level	Factor	Limit	Over	Remark	Pol/Phase	Note
	MHz	dBuV	dBuV	dB	dBuV	dB			
1	0.16	38.46	28.79	9.67	55.54	-17.08	Average	neutral	
2	0.16	54.51	44.84	9.67	65.54	-11.03	QP	neutral	
3	0.19	34.36	24.70	9.66	54.01	-19.65	Average	neutral	
4	0.19	50.06	40.40	9.66	64.01	-13.95	QP	neutral	
5	0.23	28.48	18.82	9.66	52.36	-23.88	Average	neutral	
6	0.23	43.80	34.14	9.66	62.36	-18.56	QP	neutral	
7	0.26	21.10	11.44	9.66	51.32	-30.22	Average	neutral	
8	0.26	35.82	26.16	9.66	61.32	-25.50	QP	neutral	
9	0.80	15.19	5.53	9.66	46.00	-30.81	Average	neutral	
10	0.80	21.28	11.62	9.66	56.00	-34.72	QP	neutral	
11	18.68	29.79	19.92	9.87	50.00	-20.21	Average	neutral	
12	18.68	35.19	25.32	9.87	60.00	-24.81	QP	neutral	

<EUT with Adapter 2>
WLAN 2.4GHz + WLAN 5GHz
(Line)
(Neutral)

 TÜV Rheinland Taiwan Ltd.
 No. 458-18, Sec. 2, Fenhiao, Linkou Dist., New Taipei City 244, Taiwan(R.O.C.)
 Tel.:+886-2172-1000 Fax:+886-2172-1322


Trace: 1

	Freq	Level	Read	Factor	Limit	Over	Remark	Pol/Phase	Note
	MHz	dBuV	dBuV	dB	dBuV	dB			
1	0.16	27.84	18.15	9.69	55.59	-27.75	Average	line1	
2	0.16	46.95	37.26	9.69	65.59	-18.64	QP	line1	
3	0.46	24.90	15.22	9.68	46.64	-21.74	Average	line1	
4	0.46	31.96	22.28	9.68	56.64	-24.68	QP	line1	
5	1.46	13.65	3.94	9.71	46.00	-32.35	Average	line1	
6	1.46	19.86	10.15	9.71	56.00	-36.14	QP	line1	
7	5.01	17.69	7.99	9.76	50.00	-32.31	Average	line1	
8	5.01	23.48	13.72	9.76	60.00	-36.52	QP	line1	
9	11.41	20.86	11.05	9.81	50.00	-29.14	Average	line1	
10	11.41	26.44	16.63	9.81	60.00	-33.56	QP	line1	
11	19.74	22.89	13.08	9.81	50.00	-27.11	Average	line1	
12	19.74	28.48	18.67	9.81	60.00	-31.52	QP	line1	


 TÜV Rheinland Taiwan Ltd.
 No. 458-18, Sec. 2, Fenhiao, Linkou Dist., New Taipei City 244, Taiwan(R.O.C.)
 Tel.:+886-2172-1000 Fax:+886-2172-1322


Trace: 1

	Freq	Level	Read	Factor	Limit	Over	Remark	Pol/Phase	Note
	MHz	dBuV	dBuV	dB	dBuV	dB			
1	0.16	26.42	16.75	9.67	55.59	-29.17	Average	neutral	
2	0.16	46.66	36.99	9.67	65.59	-18.93	QP	neutral	
3	0.20	18.76	9.10	9.66	53.43	-34.67	Average	neutral	
4	0.20	38.10	28.44	9.66	63.43	-25.33	QP	neutral	
5	0.46	24.50	14.84	9.66	46.64	-22.14	Average	neutral	
6	0.46	30.73	21.07	9.66	56.64	-25.91	QP	neutral	
7	2.07	14.09	4.40	9.69	46.00	-31.91	Average	neutral	
8	2.07	20.77	11.08	9.69	56.00	-35.23	QP	neutral	
9	19.74	22.55	12.68	9.87	50.00	-27.45	Average	neutral	
10	19.74	27.87	18.00	9.87	60.00	-32.13	QP	neutral	
11	23.62	11.15	1.27	9.88	50.00	-38.85	Average	neutral	
12	23.62	16.51	6.63	9.88	60.00	-43.49	QP	neutral	