

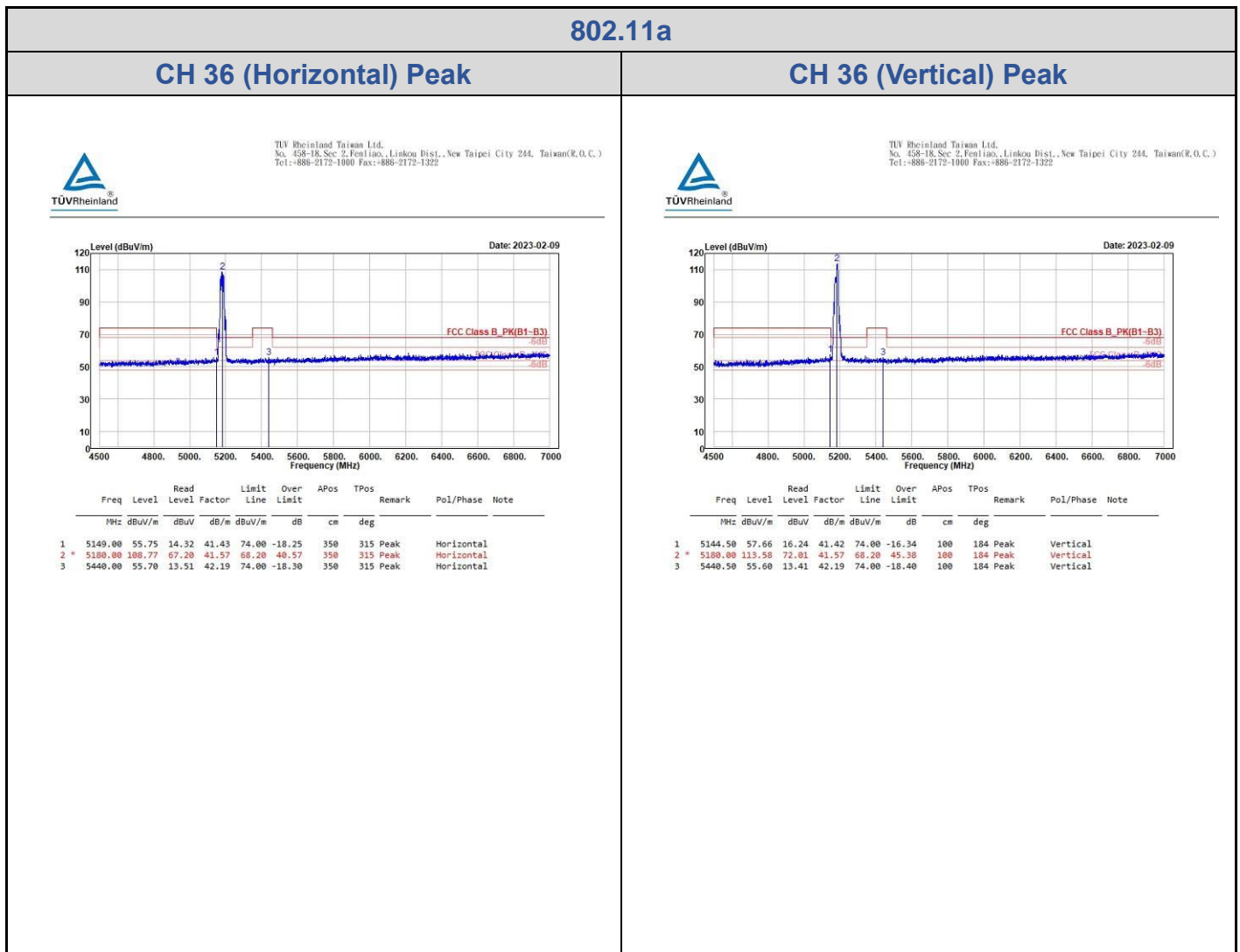
Appendix C: Test Results of Radiation Spurious Emissions & Mains

Conducted Emission

<CDD>

Band Edges, 4.5GHz ~ 5.15GHz

U-NII-1



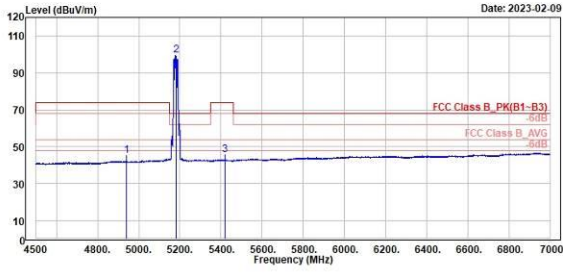
802.11a

CH 36 (Horizontal) Average

CH 36 (Vertical) Average



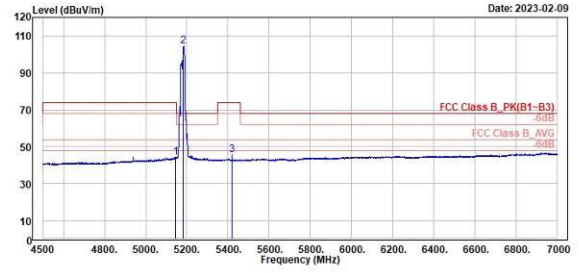
TUV Rheinland Taiwan Ltd.
No. 458-18, Sec. 2, Fenhiao, Linkou Dist., New Taipei City 244, Taiwan(R.O.C.)
Tel: +886-2172-1000 Fax: +886-2172-1322



Read	Level	Factor	Limit	Over	APos	TPos	Remark	Pol/Phase	Note
MHz	dBuV/m	dBuV	dB/m	dBuV/m	dB	cm	deg		
1	4948.00	45.19	4.11	41.08	54.00	-8.81	350	315	Average Horizontal
2 *	5180.00	89.67	58.18	41.57	54.00	45.67	350	315	Average Horizontal
3	5428.00	45.68	3.34	42.34	54.00	-8.32	350	315	Average Horizontal



TUV Rheinland Taiwan Ltd.
No. 458-18, Sec. 2, Fenhiao, Linkou Dist., New Taipei City 244, Taiwan(R.O.C.)
Tel: +886-2172-1000 Fax: +886-2172-1322



Read	Level	Factor	Limit	Over	APos	TPos	Remark	Pol/Phase	Note
MHz	dBuV/m	dBuV	dB/m	dBuV/m	dB	cm	deg		
1	5144.00	44.36	2.94	41.42	54.00	-9.64	100	184	Average Vertical
2 *	5180.00	104.68	63.11	41.57	54.00	50.68	100	184	Average Vertical
3	5428.00	45.78	3.44	42.34	54.00	-8.22	100	184	Average Vertical

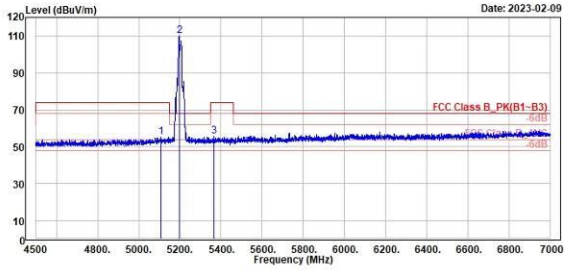
802.11a

CH 40 (Horizontal) Peak

CH 40 (Vertical) Peak



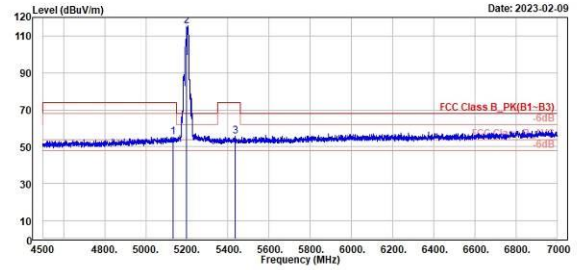
TUV Rheinland Taiwan Ltd.
No. 458-18, Sec. 2, Fenhiao, Linkou Dist., New Taipei City 244, Taiwan(R.O.C.)
Tel: +886-2172-1000 Fax: +886-2172-1322



Peak	Freq (MHz)	Level (dBuV/m)	Read Level (dBuV)	Factor (dB/m)	Limit Line (dBuV/m)	Over Limit (dB)	APos (cm)	TPos (deg)	Remark	Pol/Phase	Note
1	5189.50	55.23	13.98	41.33	74.00	-18.77	259	70	Peak	Horizontal	
2 *	5200.00	109.96	68.39	41.66	68.28	41.76	259	70	Peak	Horizontal	
3	5364.50	55.72	13.75	41.97	74.00	-18.28	259	70	Peak	Horizontal	



TUV Rheinland Taiwan Ltd.
No. 458-18, Sec. 2, Fenhiao, Linkou Dist., New Taipei City 244, Taiwan(R.O.C.)
Tel: +886-2172-1000 Fax: +886-2172-1322



Peak	Freq (MHz)	Level (dBuV/m)	Read Level (dBuV)	Factor (dB/m)	Limit Line (dBuV/m)	Over Limit (dB)	APos (cm)	TPos (deg)	Remark	Pol/Phase	Note
1	5132.50	55.36	13.98	41.38	74.00	-18.64	100	61	Peak	Vertical	
2 *	5200.00	115.25	73.59	41.66	68.28	47.05	100	61	Peak	Vertical	
3	5436.50	55.56	13.34	42.22	74.00	-18.44	100	61	Peak	Vertical	

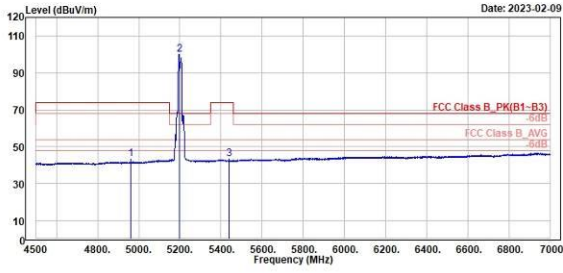
802.11a

CH 40 (Horizontal) Average

CH 40 (Vertical) Average



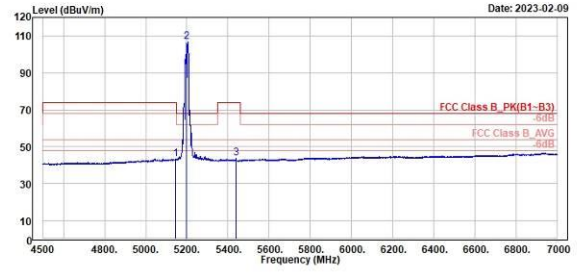
TUV Rheinland Taiwan Ltd.
No. 458-18, Sec. 2, Fenhiao, Linkou Dist., New Taipei City 244, Taiwan(R.O.C.)
Tel: +886-2172-1000 Fax: +886-2172-1322



Read	Level	Factor	Limit	Over	APos	TPos	Remark	Pol/Phase	Note
MHz	dBuV/m	dBuV	dB/m	dBuV/m	dB	cm	deg		
1	4968.00	43.51	2.48	41.11	54.00	-10.49	259	70	Average Horizontal
2 *	5200.00	100.12	56.46	41.66	54.00	46.12	259	70	average Horizontal
3	5448.00	43.27	1.88	42.19	54.00	-10.73	259	70	Average Horizontal



TUV Rheinland Taiwan Ltd.
No. 458-18, Sec. 2, Fenhiao, Linkou Dist., New Taipei City 244, Taiwan(R.O.C.)
Tel: +886-2172-1000 Fax: +886-2172-1322



Read	Level	Factor	Limit	Over	APos	TPos	Remark	Pol/Phase	Note
MHz	dBuV/m	dBuV	dB/m	dBuV/m	dB	cm	deg		
1	5144.00	43.57	2.15	41.42	54.00	-10.43	100	61	Average Vertical
2 *	5200.00	106.57	64.91	41.66	54.00	52.57	100	61	average Vertical
3	5440.00	44.00	1.81	42.19	54.00	-10.00	100	61	Average Vertical

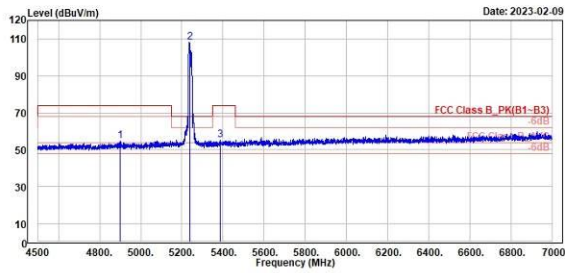
802.11a

CH 48 (Horizontal) Peak

CH 48 (Vertical) Peak



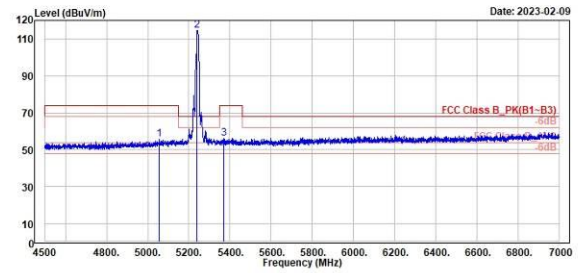
TUV Rheinland Taiwan Ltd.
No. 458-18, Sec. 2, Fenliao, Linkou Dist., New Taipei City 244, Taiwan(R.O.C.)
Tel: +886-2172-1000 Fax: +886-2172-1322



Peak	Freq (MHz)	Level (dBuV/m)	Read Level (dBuV)	Level Factor (dB/m)	Limit Line (dBuV/m)	Over Limit (dB)	APos (cm)	TPos (deg)	Remark	Pol/Phase	Note
1	4899.00	54.77	13.80	40.97	74.00	-19.23	231	130	Peak	Horizontal	
2 *	5240.00	108.14	66.53	41.61	68.28	39.84	231	130	Peak	Horizontal	
3	5385.50	55.32	13.04	42.28	74.00	-18.68	231	130	Peak	Horizontal	



TUV Rheinland Taiwan Ltd.
No. 458-18, Sec. 2, Fenliao, Linkou Dist., New Taipei City 244, Taiwan(R.O.C.)
Tel: +886-2172-1000 Fax: +886-2172-1322



Peak	Freq (MHz)	Level (dBuV/m)	Read Level (dBuV)	Level Factor (dB/m)	Limit Line (dBuV/m)	Over Limit (dB)	APos (cm)	TPos (deg)	Remark	Pol/Phase	Note
1	5056.00	55.67	14.48	41.27	74.00	-18.33	100	114	Peak	Vertical	
2 *	5240.00	114.65	73.07	41.61	68.28	46.48	100	114	Peak	Vertical	
3	5369.50	56.25	14.21	42.04	74.00	-17.75	100	114	Peak	Vertical	

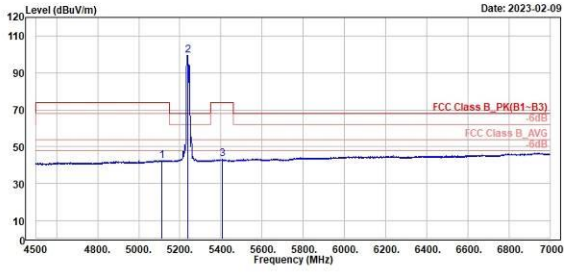
802.11a

CH 48 (Horizontal) Average

CH 48 (Vertical) Average



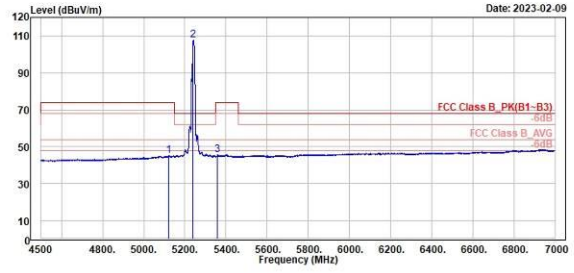
TUV Rheinland Taiwan Ltd.
No. 458-18, Sec. 2, Fenhiao, Linkou Dist., New Taipei City 244, Taiwan(R.O.C.)
Tel: +886-2172-1000 Fax: +886-2172-1322



1	2	3	Read Level	Level Factor	Limit Line	Over Limit	APos	TPos	Remark	Pol/Phase	Note
MHz	dBuV/m	dBuV	dB/m	dBuV/m	dB	cm	deg				
5114.00	42.51	1.17	41.34	54.00	-11.49	231	130	Average	Horizontal		
5240.00	99.96	57.95	41.61	54.00	45.96	231	130	average	Horizontal		
5486.50	43.33	0.89	42.44	54.00	-10.67	231	130	Average	Horizontal		



TUV Rheinland Taiwan Ltd.
No. 458-18, Sec. 2, Fenhiao, Linkou Dist., New Taipei City 244, Taiwan(R.O.C.)
Tel: +886-2172-1000 Fax: +886-2172-1322



1	2	3	Read Level	Level Factor	Limit Line	Over Limit	APos	TPos	Remark	Pol/Phase	Note
MHz	dBuV/m	dBuV	dB/m	dBuV/m	dB	cm	deg				
5119.50	45.12	3.77	41.35	54.00	-8.88	100	114	Average	Vertical		
5240.00	107.75	66.14	41.61	54.00	53.75	100	114	Average	Vertical		
5359.50	45.60	3.71	41.89	54.00	-8.40	100	114	Average	Vertical		

802.11ax HE20

CH 36 (Horizontal) Peak

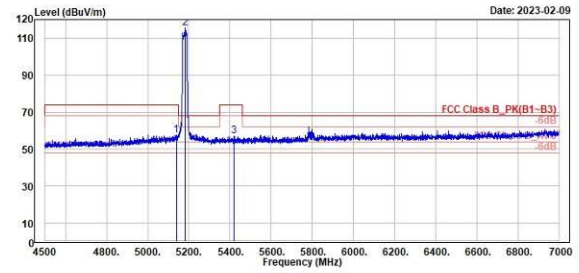
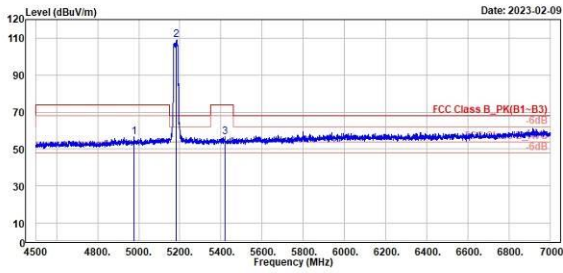
CH 36 (Vertical) Peak



TÜV Rheinland Taiwan Ltd.
No. 458-18, Sec 2, Fenhiao, Linkou Dist., New Taipei City 244, Taiwan(R.O.C.)
Tel: +886-2172-1000 Fax: +886-2172-1322



TÜV Rheinland Taiwan Ltd.
No. 458-18, Sec 2, Fenhiao, Linkou Dist., New Taipei City 244, Taiwan(R.O.C.)
Tel: +886-2172-1000 Fax: +886-2172-1322



Peak	Freq (MHz)	Level (dBuV/m)	Read Level (dBuV)	Factor (dB/m)	Limit Line (dBuV/m)	Over Limit (dB)	APos (cm)	TPos (deg)	Remark	Pol/Phase	Note
1	4979.00	56.40	13.99	42.41	74.00	-17.60	313	155	Peak	Horizontal	
2 *	5180.00	109.27	66.29	42.98	68.20	41.07	313	155	Peak	Horizontal	
3	5420.00	56.49	13.26	43.23	74.00	-17.51	313	155	Peak	Horizontal	

Peak	Freq (MHz)	Level (dBuV/m)	Read Level (dBuV)	Factor (dB/m)	Limit Line (dBuV/m)	Over Limit (dB)	APos (cm)	TPos (deg)	Remark	Pol/Phase	Note
1	5139.00	57.45	14.63	42.82	74.00	-16.55	100	7	Peak	Vertical	
2 *	5180.00	115.34	72.36	42.98	68.20	47.14	100	7	Peak	Vertical	
3	5420.00	56.92	13.69	43.23	74.00	-17.08	100	7	Peak	Vertical	

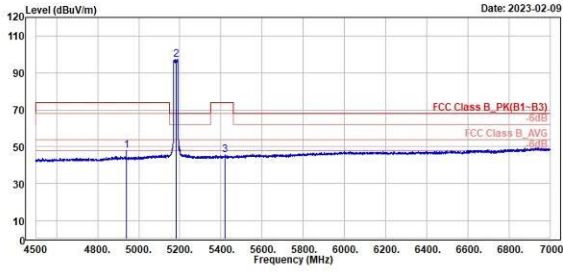
802.11ax HE20

CH 36 (Horizontal) Average

CH 36 (Vertical) Average



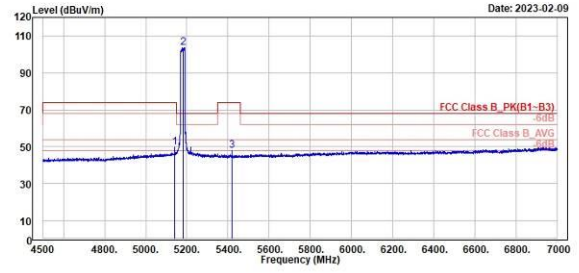
TÜV Rheinland Taiwan Ltd.
No. 458-18, Sec. 2, Fenhiao, Linkou Dist., New Taipei City 244, Taiwan(R.O.C.)
Tel: +886-2172-1000 Fax: +886-2172-1322



1	2	3
4948.00	5180.00	5419.50
47.70	97.10	45.54
5.42	54.12	2.31
42.28	42.98	43.23
54.00	54.00	54.00
-6.38	43.10	-8.46
313	313	313
155	155	155
Average	Average	Average
Horizontal	Horizontal	Horizontal



TÜV Rheinland Taiwan Ltd.
No. 458-18, Sec. 2, Fenhiao, Linkou Dist., New Taipei City 244, Taiwan(R.O.C.)
Tel: +886-2172-1000 Fax: +886-2172-1322



1	2	3
5148.00	5180.00	5420.00
49.72	103.63	47.88
6.89	60.65	4.65
42.83	42.98	43.23
54.00	54.00	54.00
-4.28	49.63	-6.12
100	100	100
7	7	7
Average	Average	Average
Vertical	Vertical	Vertical

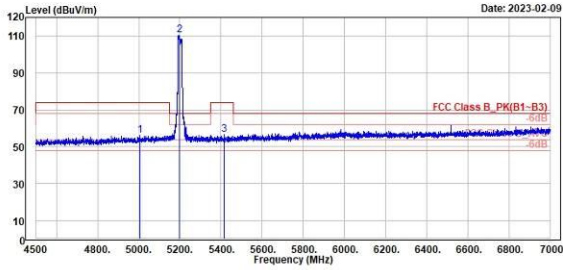
802.11ax HE20

CH 40 (Horizontal) Peak

CH 40 (Vertical) Peak



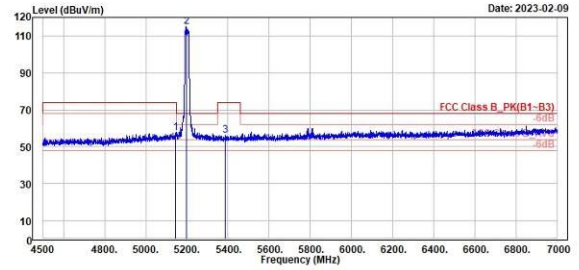
TÜV Rheinland Taiwan Ltd.
No. 458-18, Sec. 2, Fenhiao, Linkou Dist., New Taipei City 244, Taiwan(R.O.C.)
Tel: +886-2172-1000 Fax: +886-2172-1322



Peak	Freq (MHz)	Level (dBuV/m)	Read Level (dBuV)	Level Factor (dB/m)	Limit Line (dBuV/m)	Over Limit (dB)	APos (cm)	TPos (deg)	Remark	Pol/Phase	Note
1	5007.50	56.21	13.72	42.49	74.00	-17.79	381	333	Peak	Horizontal	
2 *	5200.00	110.20	67.24	43.04	68.20	42.00	381	333	Peak	Horizontal	
3	5415.50	56.55	13.33	43.22	74.00	-17.45	381	333	Peak	Horizontal	



TÜV Rheinland Taiwan Ltd.
No. 458-18, Sec. 2, Fenhiao, Linkou Dist., New Taipei City 244, Taiwan(R.O.C.)
Tel: +886-2172-1000 Fax: +886-2172-1322



Peak	Freq (MHz)	Level (dBuV/m)	Read Level (dBuV)	Level Factor (dB/m)	Limit Line (dBuV/m)	Over Limit (dB)	APos (cm)	TPos (deg)	Remark	Pol/Phase	Note
1	5147.00	57.56	14.69	42.87	74.00	-16.44	159	7	Peak	Vertical	
2 *	5200.00	115.03	71.99	43.04	68.20	46.83	159	7	Peak	Vertical	
3	5387.50	56.31	13.16	43.15	74.00	-17.69	159	7	Peak	Vertical	

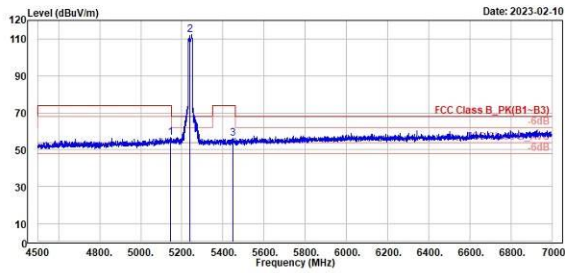
802.11ax HE20

CH 48 (Horizontal) Peak

CH 48 (Vertical) Peak



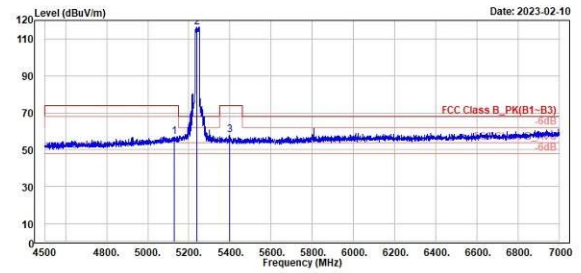
TÜV Rheinland Taiwan Ltd.
No. 458-18, Sec. 2, Fenhiao, Linkou Dist., New Taipei City 244, Taiwan(R.O.C.)
Tel: +886-2172-1000 Fax: +886-2172-1322



Peak	Freq	Level	Read Level	Factor	Limit	Over	APos	TPos	Remark	Pol/Phase	Note
	MHz	dBuV/m	dBuV	dB/m	dBuV/m	dB	cm	deg			
1	5144.50	56.51	13.65	42.86	74.00	-17.49	394	334	Peak	Horizontal	
2 *	5248.00	112.26	69.27	42.99	68.28	44.06	394	334	Peak	Horizontal	
3	5448.50	56.12	12.87	43.25	74.00	-17.88	394	334	Peak	Horizontal	



TÜV Rheinland Taiwan Ltd.
No. 458-18, Sec. 2, Fenhiao, Linkou Dist., New Taipei City 244, Taiwan(R.O.C.)
Tel: +886-2172-1000 Fax: +886-2172-1322



Peak	Freq	Level	Read Level	Factor	Limit	Over	APos	TPos	Remark	Pol/Phase	Note
	MHz	dBuV/m	dBuV	dB/m	dBuV/m	dB	cm	deg			
1	5128.50	57.19	14.44	42.75	74.00	-16.81	100	10	Peak	Vertical	
2 *	5248.00	116.53	73.54	42.99	68.28	48.33	100	10	Peak	Vertical	
3	5398.00	58.07	14.87	43.20	74.00	-15.93	100	10	Peak	Vertical	

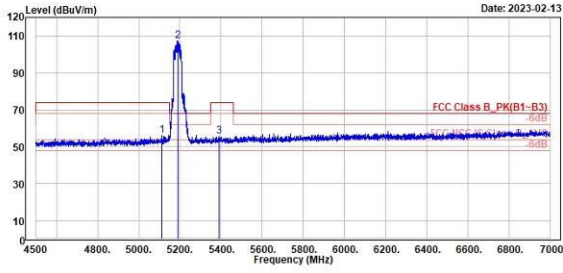
802.11ax HE40

CH 38 (Horizontal) Peak

CH 38 (Vertical) Peak



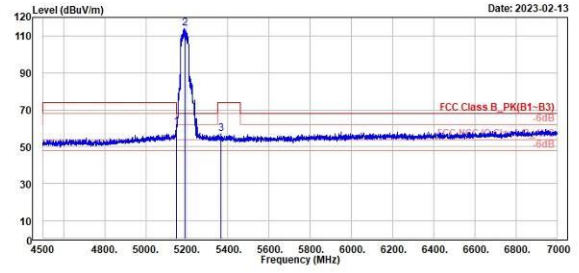
TUV Rheinland Taiwan Ltd.
No. 458-18, Sec. 2, Fenliao, Linkou Dist., New Taipei City 244, Taiwan(R.O.C.)
Tel: +886-2172-1000 Fax: +886-2172-1322



Peak	Freq	Level	Read Level	Factor	Limit Line	Over Limit	APos	TPos	Remark	Pol/Phase	Note
	MHz	dBuV/m	dBuV	dB/m	dBuV/m	dB	cm	deg			
1	5113.50	56.19	14.85	41.34	74.00	-17.81	230	297	Peak	Horizontal	
2 *	5190.00	107.13	65.51	41.62	68.20	38.93	230	297	Peak	Horizontal	
3	5392.00	55.51	13.14	42.37	74.00	-18.49	230	297	Peak	Horizontal	



TUV Rheinland Taiwan Ltd.
No. 458-18, Sec. 2, Fenliao, Linkou Dist., New Taipei City 244, Taiwan(R.O.C.)
Tel: +886-2172-1000 Fax: +886-2172-1322



Peak	Freq	Level	Read Level	Factor	Limit Line	Over Limit	APos	TPos	Remark	Pol/Phase	Note
	MHz	dBuV/m	dBuV	dB/m	dBuV/m	dB	cm	deg			
1	5150.00	69.48	19.05	41.43	68.20	-7.72	100	5	Peak	Vertical	
2 *	5190.00	114.05	72.45	41.62	68.20	45.85	100	5	Peak	Vertical	
3	5366.00	56.89	14.90	41.99	74.00	-17.11	100	5	Peak	Vertical	

802.11ax HE40

CH 38 (Horizontal) Average

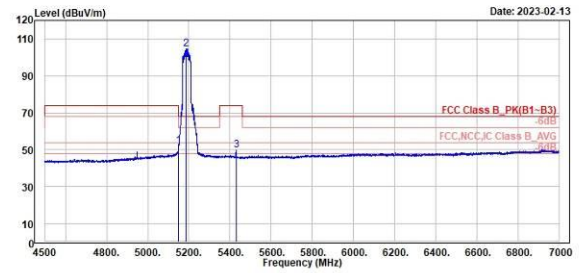
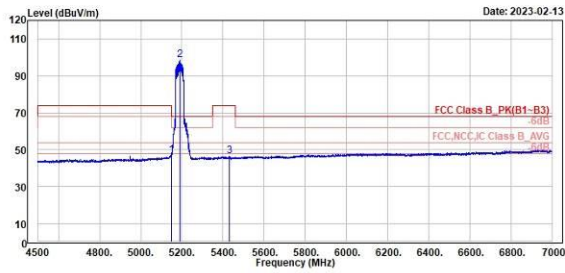
CH 38 (Vertical) Average



TUV Rheinland Taiwan Ltd.
No. 458-18, Sec. 2, Fenhiao, Linkou Dist., New Taipei City 244, Taiwan(R.O.C.)
Tel: +886-2172-1000 Fax: +886-2172-1322



TUV Rheinland Taiwan Ltd.
No. 458-18, Sec. 2, Fenhiao, Linkou Dist., New Taipei City 244, Taiwan(R.O.C.)
Tel: +886-2172-1000 Fax: +886-2172-1322



1	2	3	Read Level	Level Factor	Limit Line	Over Limit	APos	TPos	Remark	Pol/Phase	Note
MHz	dBuV/m	dBuV	dB/m	dBuV/m	dB	cm	deg				
5150.00	47.11	5.68	41.43	54.00	-6.89	230	297	Average	Horizontal		
5187.00	98.42	56.89	41.62	54.00	44.42	230	297	Average	Horizontal		
5430.00	46.62	4.35	42.27	54.00	-7.38	230	297	Average	Horizontal		

1	2	3	Read Level	Level Factor	Limit Line	Over Limit	APos	TPos	Remark	Pol/Phase	Note
MHz	dBuV/m	dBuV	dB/m	dBuV/m	dB	cm	deg				
5150.00	52.10	10.67	41.43	54.00	-1.90	100	5	Average	Vertical		
5187.00	104.69	63.08	41.61	54.00	50.69	100	5	Average	Vertical		
5429.50	49.55	7.28	42.27	54.00	-4.45	100	5	Average	Vertical		

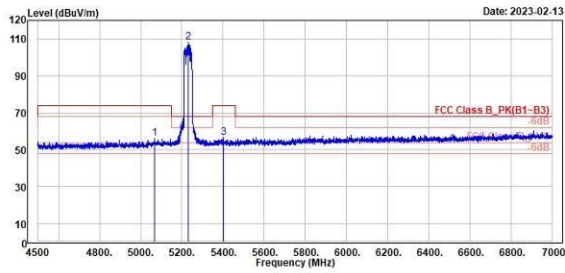
802.11ax HE40

CH 46 (Horizontal) Peak

CH 46 (Vertical) Peak



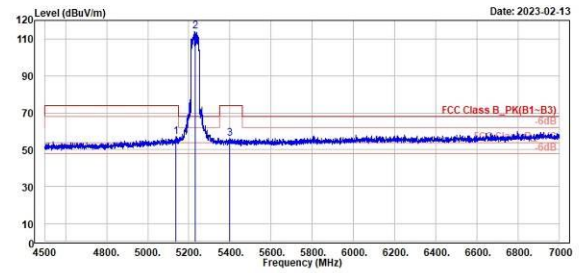
TUV Rheinland Taiwan Ltd.
No. 458-18, Sec. 2, Fenliiao, Linkou Dist., New Taipei City 244, Taiwan(R.O.C.)
Tel: +886-2172-1000 Fax: +886-2172-1322



Peak	Freq	Level	Read Level	Factor	Limit Line	Over Limit	APos	TPos	Remark	Pol/Phase	Note
	MHz	dBuV/m	dBuV	dB/m	dBuV/m	dB	cm	deg			
1	5068.50	56.28	15.00	41.28	74.00	-17.72	307	299	Peak	Horizontal	
2 *	5239.00	100.30	66.68	41.62	68.28	40.10	307	299	Peak	Horizontal	
3	5401.00	56.52	14.84	42.48	74.00	-17.48	307	299	Peak	Horizontal	



TUV Rheinland Taiwan Ltd.
No. 458-18, Sec. 2, Fenliiao, Linkou Dist., New Taipei City 244, Taiwan(R.O.C.)
Tel: +886-2172-1000 Fax: +886-2172-1322



Peak	Freq	Level	Read Level	Factor	Limit Line	Over Limit	APos	TPos	Remark	Pol/Phase	Note
	MHz	dBuV/m	dBuV	dB/m	dBuV/m	dB	cm	deg			
1	5136.00	57.12	15.73	41.39	74.00	-16.88	100	117	Peak	Vertical	
2 *	5239.00	114.18	72.56	41.62	68.28	45.98	100	117	Peak	Vertical	
3	5397.50	55.96	13.50	42.46	74.00	-18.04	100	117	Peak	Vertical	

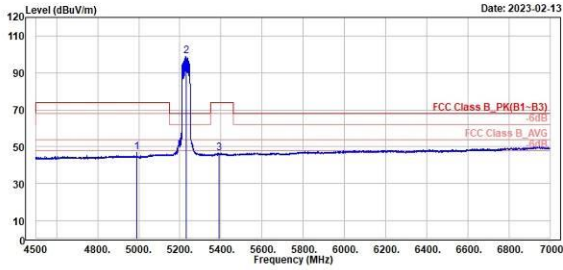
802.11ax HE40

CH 46 (Horizontal) Average

CH 46 (Vertical) Average



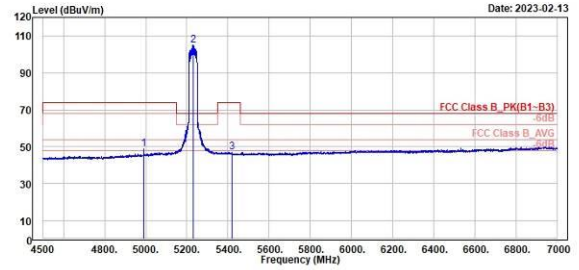
TÜV Rheinland Taiwan Ltd.
No. 458-18, Sec. 2, Fenliao, Linkou Dist., New Taipei City 244, Taiwan(R.O.C.)
Tel: +886-2172-1000 Fax: +886-2172-1322



1	2	3	Read Level	Level Factor	Limit Line	Over Limit	APos	TPos	Remark	Pol/Phase	Note
MHz	dBuV/m	dBuV	dB/m	dBuV/m	dB	cm	deg				
4989.50	47.04	5.91	41.13	54.00	-6.96	307	299	Average	Horizontal		
5238.00	98.04	57.22	41.62	54.00	44.04	307	299	average	Horizontal		
5390.50	46.55	4.20	42.35	54.00	-7.45	307	299	Average	Horizontal		



TÜV Rheinland Taiwan Ltd.
No. 458-18, Sec. 2, Fenliao, Linkou Dist., New Taipei City 244, Taiwan(R.O.C.)
Tel: +886-2172-1000 Fax: +886-2172-1322



1	2	3	Read Level	Level Factor	Limit Line	Over Limit	APos	TPos	Remark	Pol/Phase	Note
MHz	dBuV/m	dBuV	dB/m	dBuV/m	dB	cm	deg				
4989.50	49.03	7.90	41.13	54.00	-4.97	100	117	Average	Vertical		
5238.00	105.09	63.47	41.62	54.00	51.09	100	117	Average	Vertical		
5419.50	47.16	4.82	42.34	54.00	-6.84	100	117	Average	Vertical		

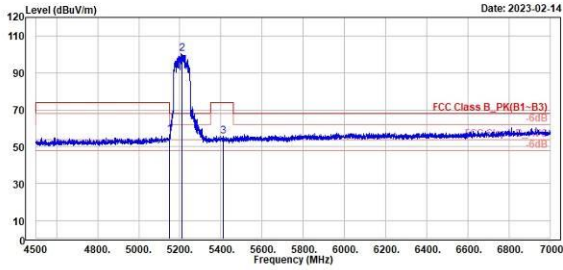
802.11ax HE80

CH 42 (Horizontal) Peak

CH 42 (Vertical) Peak



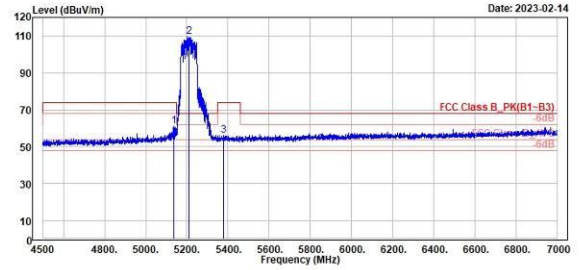
TÜV Rheinland Taiwan Ltd.
No. 458-18, Sec. 2, Fenhiao, Linkou Dist., New Taipei City 244, Taiwan(R.O.C.)
Tel: +886-2172-1000 Fax: +886-2172-1322



Peak	Freq	Level	Read Level	Factor	Limit Line	Over Limit	APos	TPos	Remark	Pol/Phase	Note
	MHz	dBuV/m	dBuV	dB/m	dBuV/m	dB	cm	deg			
1	5159.00	56.48	15.85	41.43	68.20	-11.72	296	296	Peak	Horizontal	
2 *	5219.00	100.32	58.67	41.65	68.20	32.12	296	296	Peak	Horizontal	
3	5411.50	55.85	13.44	42.41	74.00	-18.15	296	296	Peak	Horizontal	



TÜV Rheinland Taiwan Ltd.
No. 458-18, Sec. 2, Fenhiao, Linkou Dist., New Taipei City 244, Taiwan(R.O.C.)
Tel: +886-2172-1000 Fax: +886-2172-1322



Peak	Freq	Level	Read Level	Factor	Limit Line	Over Limit	APos	TPos	Remark	Pol/Phase	Note
	MHz	dBuV/m	dBuV	dB/m	dBuV/m	dB	cm	deg			
1	5138.00	61.07	19.66	41.41	74.00	-12.93	182	182	Peak	Vertical	
2 *	5219.00	109.67	68.82	41.65	68.20	41.47	182	182	Peak	Vertical	
3	5379.50	56.13	13.94	42.19	74.00	-17.87	182	182	Peak	Vertical	

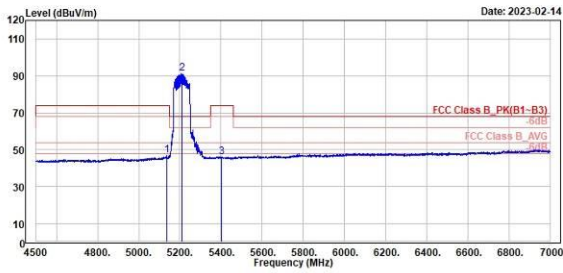
802.11ax HE80

CH 42 (Horizontal) Average

CH 42 (Vertical) Average



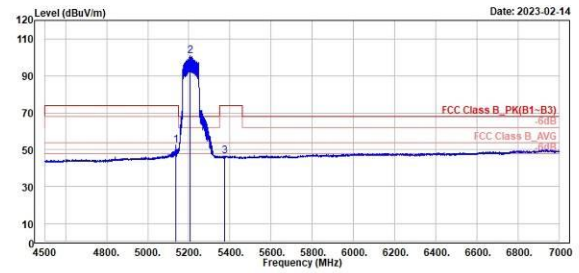
TUV Rheinland Taiwan Ltd.
No. 458-18, Sec. 2, Fenhiao, Linkou Dist., New Taipei City 244, Taiwan(R.O.C.)
Tel: +886-2172-1000 Fax: +886-2172-1322



1	2	3
5138.00	5219.00	5484.00
46.88	91.93	46.09
5.47	49.38	3.63
41.41	41.65	42.46
54.00	54.00	54.00
-7.12	37.03	-7.91
296	296	296
296	296	296
Average	Average	Average
Horizontal	Horizontal	Horizontal



TUV Rheinland Taiwan Ltd.
No. 458-18, Sec. 2, Fenhiao, Linkou Dist., New Taipei City 244, Taiwan(R.O.C.)
Tel: +886-2172-1000 Fax: +886-2172-1322



1	2	3
5137.50	5207.50	5375.00
52.42	100.67	46.73
11.01	59.01	4.61
41.41	41.66	42.12
54.00	54.00	54.00
-1.58	46.67	-7.27
182	182	182
10	10	10
Average	Average	Average
Vertical	Vertical	Vertical

Band Edges, 5.35GHz

U-NII-2A

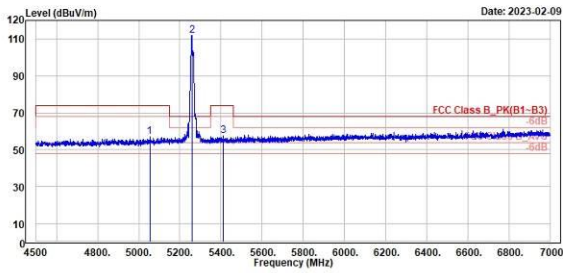
802.11a

CH 52 (Horizontal) Peak

CH 52 (Vertical) Peak



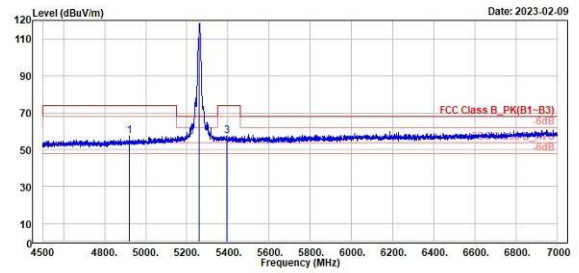
TÜV Rheinland Taiwan Ltd.
No. 458-18, Sec. 2, Fenliiao, Linkou Dist., New Taipei City 244, Taiwan(R.O.C.)
Tel: +886-2172-1000 Fax: +886-2172-1322



Peak	Freq (MHz)	Level (dBuV/m)	Read Level (dBuV)	Level Factor (dB/m)	Limit Line (dBuV/m)	Over Limit (dB)	APos (cm)	TPos (deg)	Remark	Pol/Phase	Note
1	5053.00	56.86	15.59	41.27	74.00	-17.14	129	127	Peak	Horizontal	
2 *	5396.00	111.85	70.17	41.68	68.20	43.65	129	127	Peak	Horizontal	
3	5411.50	57.27	14.86	42.41	74.00	-16.73	129	127	Peak	Horizontal	



TÜV Rheinland Taiwan Ltd.
No. 458-18, Sec. 2, Fenliiao, Linkou Dist., New Taipei City 244, Taiwan(R.O.C.)
Tel: +886-2172-1000 Fax: +886-2172-1322



Peak	Freq (MHz)	Level (dBuV/m)	Read Level (dBuV)	Level Factor (dB/m)	Limit Line (dBuV/m)	Over Limit (dB)	APos (cm)	TPos (deg)	Remark	Pol/Phase	Note
1	4920.50	57.35	16.32	41.03	74.00	-16.65	100	119	Peak	Vertical	
2 *	5200.00	116.69	77.01	41.68	68.20	50.49	100	119	Peak	Vertical	
3	5396.00	57.40	14.97	42.43	74.00	-16.60	100	119	Peak	Vertical	

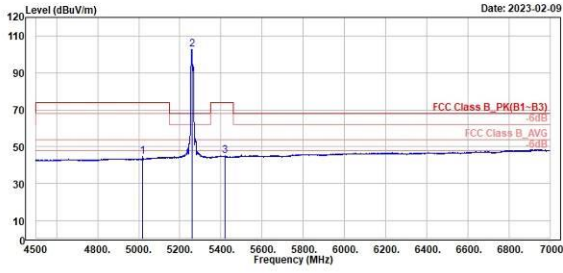
802.11a

CH 52 (Horizontal) Average

CH 52 (Vertical) Average



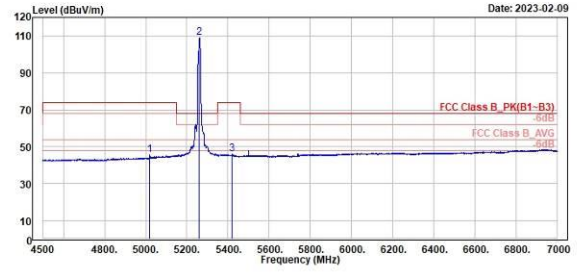
TUV Rheinland Taiwan Ltd.
No. 458-18, Sec. 2, Fenhiao, Linkou Dist., New Taipei City 244, Taiwan(R.O.C.)
Tel: +886-2172-1000 Fax: +886-2172-1322



1	2	3	Read Level	Level Factor	Limit Line	Over Limit	APos	TPos	Remark	Pol/Phase	Note
MHz	dBuV/m	dBuV	dB/m	dBuV/m	dB	cm	deg				
5020.00	44.82	3.63	41.19	54.00	-9.18	129	127	Average	Horizontal		
5200.00	102.90	61.12	41.68	54.00	48.80	129	127	Average	Horizontal		
5418.00	44.98	2.62	42.36	54.00	-9.02	129	127	Average	Horizontal		



TUV Rheinland Taiwan Ltd.
No. 458-18, Sec. 2, Fenhiao, Linkou Dist., New Taipei City 244, Taiwan(R.O.C.)
Tel: +886-2172-1000 Fax: +886-2172-1322



1	2	3	Read Level	Level Factor	Limit Line	Over Limit	APos	TPos	Remark	Pol/Phase	Note
MHz	dBuV/m	dBuV	dB/m	dBuV/m	dB	cm	deg				
5020.00	45.62	4.43	41.19	54.00	-8.38	100	119	Average	Vertical		
5200.00	108.92	67.24	41.68	54.00	54.92	100	119	Average	Vertical		
5419.50	46.01	3.67	42.34	54.00	-7.99	100	119	Average	Vertical		

802.11a

CH 60 (Horizontal) Peak

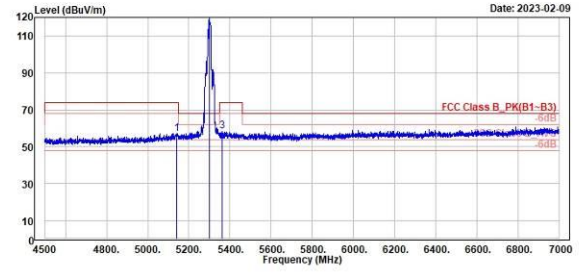
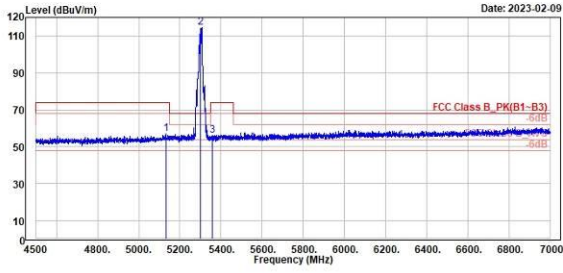
CH 60 (Vertical) Peak



TUV Rheinland Taiwan Ltd.
No. 458-18, Sec. 2, Fenhiao, Linkou Dist., New Taipei City 244, Taiwan(R.O.C.)
Tel: +886-2172-1000 Fax: +886-2172-1322



TUV Rheinland Taiwan Ltd.
No. 458-18, Sec. 2, Fenhiao, Linkou Dist., New Taipei City 244, Taiwan(R.O.C.)
Tel: +886-2172-1000 Fax: +886-2172-1322



Peak	Freq	Level	Read Level	Factor	Limit Line	Over Limit	APos	TPos	Remark	Pol/Phase	Note
	MHz	dBuV/m	dBuV	dB/m	dBuV/m	dB	cm	deg			
1	5132.00	56.88	15.58	41.38	74.00	-17.12	300	298	Peak	Horizontal	
2 *	5300.00	114.31	72.28	42.03	68.28	46.11	300	298	Peak	Horizontal	
3	5356.00	56.31	14.47	41.84	74.00	-17.69	300	298	Peak	Horizontal	

Peak	Freq	Level	Read Level	Factor	Limit Line	Over Limit	APos	TPos	Remark	Pol/Phase	Note
	MHz	dBuV/m	dBuV	dB/m	dBuV/m	dB	cm	deg			
1	5141.00	57.22	15.81	41.41	74.00	-16.78	100	360	Peak	Vertical	
2 *	5300.00	119.67	77.64	42.03	68.28	51.47	100	360	Peak	Vertical	
3	5362.00	58.60	16.67	41.93	74.00	-15.40	100	360	Peak	Vertical	

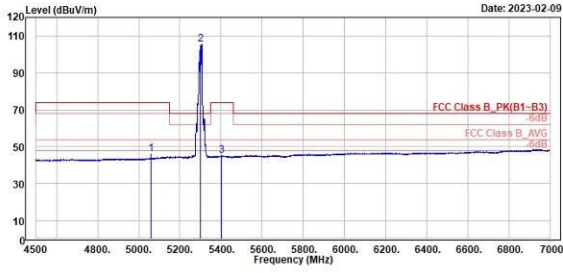
802.11a

CH 60 (Horizontal) Average

CH 60 (Vertical) Average



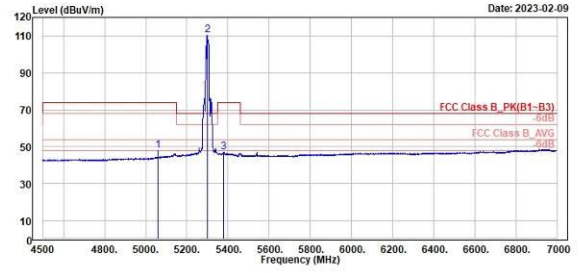
TUV Rheinland Taiwan Ltd.
No. 458-18, Sec. 2, Fenhiao, Linkou Dist., New Taipei City 244, Taiwan(R.O.C.)
Tel: +886-2172-1000 Fax: +886-2172-1322



Read	Level	Factor	Limit	Over	APos	TPos	Remark	Pol/Phase	Note
MHz	dBuV/m	dBuV	dB/m	dBuV/m	dB	cm	deg		
1	5060.00	45.80	4.60	41.20	54.00	-8.12	300	298	Average Horizontal
2 *	5300.00	105.18	63.15	42.03	54.00	51.18	300	298	Average Horizontal
3	5403.00	45.00	2.53	42.47	54.00	-9.00	300	298	Average Horizontal



TUV Rheinland Taiwan Ltd.
No. 458-18, Sec. 2, Fenhiao, Linkou Dist., New Taipei City 244, Taiwan(R.O.C.)
Tel: +886-2172-1000 Fax: +886-2172-1322



Read	Level	Factor	Limit	Over	APos	TPos	Remark	Pol/Phase	Note
MHz	dBuV/m	dBuV	dB/m	dBuV/m	dB	cm	deg		
1	5060.00	47.99	6.71	41.28	54.00	-6.01	100	360	Average Vertical
2 *	5300.00	110.31	60.28	42.03	54.00	56.31	100	360	Average Vertical
3	5379.00	46.88	4.70	42.18	54.00	-7.12	100	360	Average Vertical

802.11a

CH 64 (Horizontal) Peak

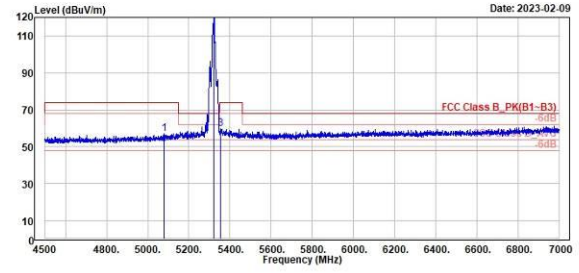
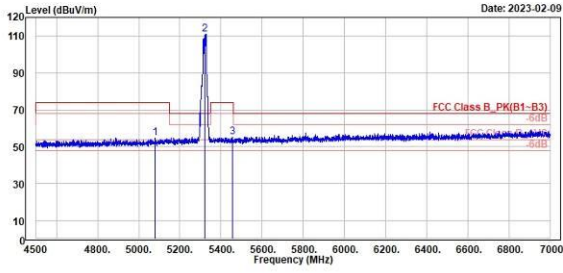
CH 64 (Vertical) Peak



TÜV Rheinland Taiwan Ltd.
No. 458-18, Sec. 2, Fenhiao, Linkou Dist., New Taipei City 244, Taiwan(R.O.C.)
Tel: +886-2172-1000 Fax: +886-2172-1322



TÜV Rheinland Taiwan Ltd.
No. 458-18, Sec. 2, Fenhiao, Linkou Dist., New Taipei City 244, Taiwan(R.O.C.)
Tel: +886-2172-1000 Fax: +886-2172-1322



Peak	Freq	Level	Read Level	Factor	Limit Line	Over Limit	APos	TPos	Remark	Pol/Phase	Note
	MHz	dBuV/m	dBuV	dB/m	dBuV/m	dB	cm	deg			
1	5889.00	54.90	13.61	41.29	74.00	-19.10	100	130	Peak	Horizontal	
2 *	5320.00	110.91	68.99	41.92	68.28	42.71	100	130	Peak	Horizontal	
3	5456.00	55.30	13.16	42.14	74.00	-18.70	100	130	Peak	Horizontal	

Peak	Freq	Level	Read Level	Factor	Limit Line	Over Limit	APos	TPos	Remark	Pol/Phase	Note
	MHz	dBuV/m	dBuV	dB/m	dBuV/m	dB	cm	deg			
1	5889.50	57.06	15.77	41.29	74.00	-16.94	100	360	Peak	Vertical	
2 *	5320.00	120.90	78.98	41.92	68.28	52.70	100	360	Peak	Vertical	
3	5354.50	59.73	17.91	41.82	74.00	-14.27	100	360	Peak	Vertical	

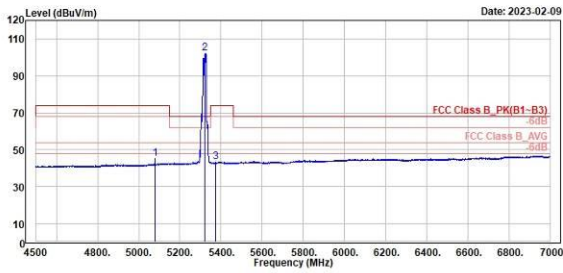
802.11a

CH 64 (Horizontal) Average

CH 64 (Vertical) Average



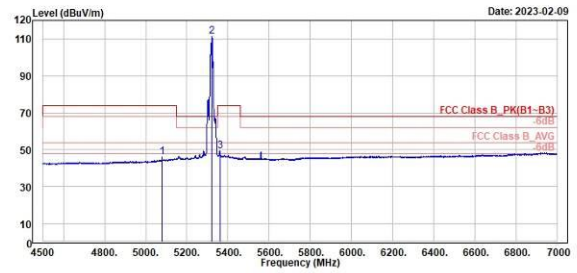
TÜV Rheinland Taiwan Ltd.
No. 458-18, Sec. 2, Fenhiao, Linkou Dist., New Taipei City 244, Taiwan(R.O.C.)
Tel: +886-2172-1000 Fax: +886-2172-1322



Read	Level	Factor	Limit	Over	APos	TPos	Remark	Pol/Phase	Note
MHz	dBuV/m	dBuV	dB/m	dBuV/m	dB	cm	deg		
1	5888.00	45.39	4.10	41.29	54.00	-8.61	100	130	Average Horizontal
2 *	5320.00	102.16	60.24	41.92	54.00	48.16	100	130	average Horizontal
3	5373.50	43.24	1.14	42.10	54.00	-10.76	100	130	Average Horizontal



TÜV Rheinland Taiwan Ltd.
No. 458-18, Sec. 2, Fenhiao, Linkou Dist., New Taipei City 244, Taiwan(R.O.C.)
Tel: +886-2172-1000 Fax: +886-2172-1322



Read	Level	Factor	Limit	Over	APos	TPos	Remark	Pol/Phase	Note
MHz	dBuV/m	dBuV	dB/m	dBuV/m	dB	cm	deg		
1	5079.50	45.96	4.67	41.29	54.00	-8.04	100	360	Average Vertical
2 *	5320.00	111.55	69.63	41.92	54.00	57.55	100	360	average Vertical
3 !	5360.00	49.30	7.40	41.90	54.00	-4.70	100	360	Average Vertical

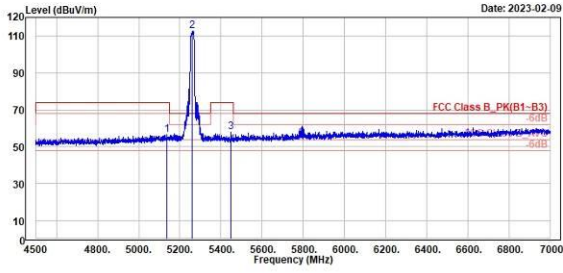
802.11ax HE20

CH 52 (Horizontal) Peak

CH 52 (Vertical) Peak



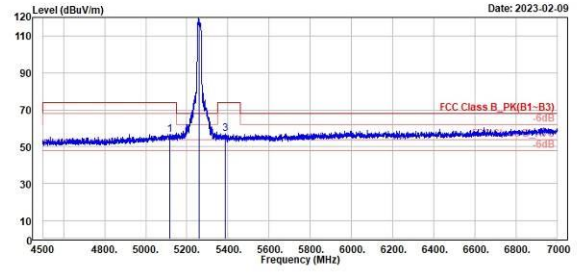
TUV Rheinland Taiwan Ltd.
No. 458-18, Sec. 2, Fenliao, Linkou Dist., New Taipei City 244, Taiwan(R.O.C.)
Tel: +886-2172-1000 Fax: +886-2172-1322



Peak	Freq (MHz)	Level (dBuV/m)	Read Level (dBuV)	Factor (dB/m)	Limit (dBuV/m)	Over (dB)	APos (cm)	TPos (deg)	Remark	Pol/Phase	Note
1	5137.50	56.60	13.79	42.81	74.00	-17.40	395	324	Peak	Horizontal	
2 *	5269.00	112.50	69.61	42.97	68.20	44.30	395	324	Peak	Horizontal	
3	5449.50	57.75	14.50	43.25	74.00	-16.25	395	324	Peak	Horizontal	



TUV Rheinland Taiwan Ltd.
No. 458-18, Sec. 2, Fenliao, Linkou Dist., New Taipei City 244, Taiwan(R.O.C.)
Tel: +886-2172-1000 Fax: +886-2172-1322



Peak	Freq (MHz)	Level (dBuV/m)	Read Level (dBuV)	Factor (dB/m)	Limit (dBuV/m)	Over (dB)	APos (cm)	TPos (deg)	Remark	Pol/Phase	Note
1	5117.50	56.60	13.93	42.67	74.00	-17.40	101	63	Peak	Vertical	
2 *	5269.00	119.35	76.38	42.97	68.20	51.15	101	63	Peak	Vertical	
3	5384.50	57.07	13.93	43.14	74.00	-16.93	101	63	Peak	Vertical	

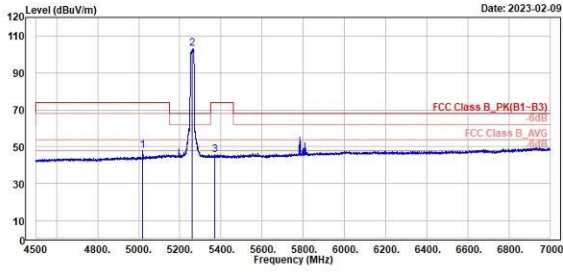
802.11ax HE20

CH 52 (Horizontal) Average

CH 52 (Vertical) Average



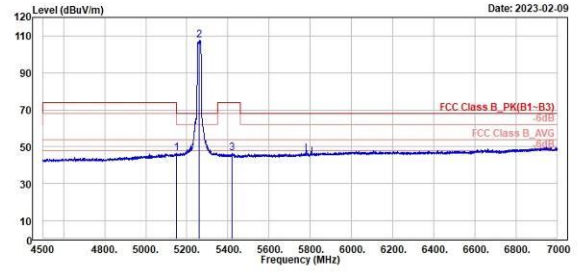
TUV Rheinland Taiwan Ltd.
No. 458-18, Sec. 2, Fenhiao, Linkou Dist., New Taipei City 244, Taiwan(R.O.C.)
Tel: +886-2172-1000 Fax: +886-2172-1322



1	2	3
Level	Level	Level
Factor	Factor	Factor
Line	Line	Line
Limit	Limit	Limit
Over	Over	Over
Limit	Limit	Limit
APos	APos	APos
TPos	TPos	TPos
Remark	Remark	Remark
Pol/Phase	Pol/Phase	Pol/Phase
Note	Note	Note
5200.00	5268.00	5368.50
48.03	102.93	45.64
5.50	59.85	2.59
42.53	42.97	43.05
54.00	54.00	54.00
-5.97	48.93	-8.36
395	395	395
324	324	324
Average	Average	Average
Horizontal	Horizontal	Horizontal



TUV Rheinland Taiwan Ltd.
No. 458-18, Sec. 2, Fenhiao, Linkou Dist., New Taipei City 244, Taiwan(R.O.C.)
Tel: +886-2172-1000 Fax: +886-2172-1322



1	2	3
Level	Level	Level
Factor	Factor	Factor
Line	Line	Line
Limit	Limit	Limit
Over	Over	Over
Limit	Limit	Limit
APos	APos	APos
TPos	TPos	TPos
Remark	Remark	Remark
Pol/Phase	Pol/Phase	Pol/Phase
Note	Note	Note
5148.00	5268.00	5418.50
46.33	107.85	46.38
3.44	64.88	3.15
42.89	42.97	43.23
54.00	54.00	54.00
-7.67	53.85	-7.62
181	181	181
63	63	63
Average	Average	Average
Vertical	Vertical	Vertical

802.11ax HE20

CH 60 (Horizontal) Peak

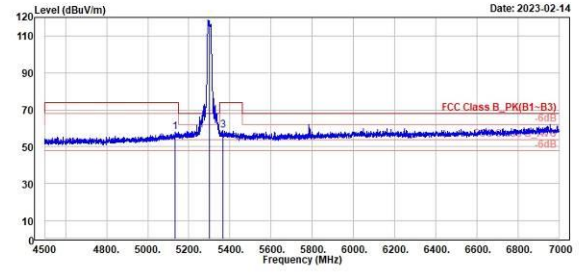
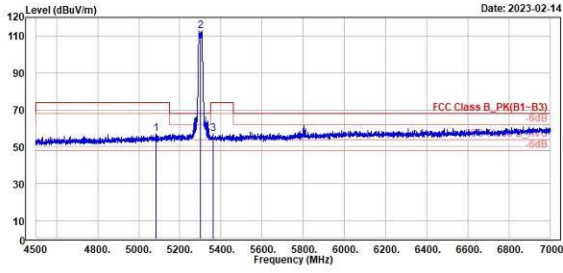
CH 60 (Vertical) Peak



TÜV Rheinland Taiwan Ltd.
No. 458-18, Sec. 2, Fenliiao, Linkou Dist., New Taipei City 244, Taiwan(R.O.C.)
Tel: +886-2172-1000 Fax: +886-2172-1322



TÜV Rheinland Taiwan Ltd.
No. 458-18, Sec. 2, Fenliiao, Linkou Dist., New Taipei City 244, Taiwan(R.O.C.)
Tel: +886-2172-1000 Fax: +886-2172-1322



Peak	Freq	Level	Read Level	Factor	Limit Line	Over Limit	APos	TPos	Remark	Pol/Phase	Note
	MHz	dBuV/m	dBuV	dB/m	dBuV/m	dB	cm	deg			
1	5885.50	57.14	14.57	42.57	74.00	-16.86	384	341	Peak	Horizontal	
2 *	5300.00	112.84	69.92	42.92	68.28	44.64	394	341	Peak	Horizontal	
3	5362.50	57.09	14.86	43.03	74.00	-16.91	384	341	Peak	Horizontal	

Peak	Freq	Level	Read Level	Factor	Limit Line	Over Limit	APos	TPos	Remark	Pol/Phase	Note
	MHz	dBuV/m	dBuV	dB/m	dBuV/m	dB	cm	deg			
1	5133.50	58.11	15.33	42.78	74.00	-15.89	128	360	Peak	Vertical	
2 *	5300.00	118.73	75.81	42.92	68.28	50.53	128	360	Peak	Vertical	
3	5364.00	58.70	15.66	43.04	74.00	-15.30	128	360	Peak	Vertical	

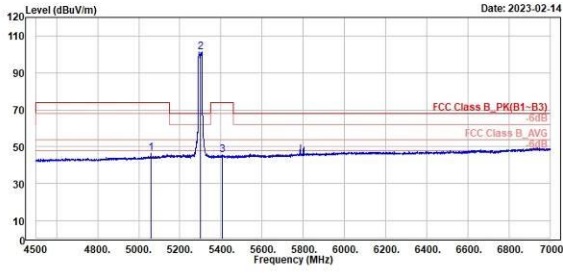
802.11ax HE20

CH 60 (Horizontal) Average

CH 60 (Vertical) Average



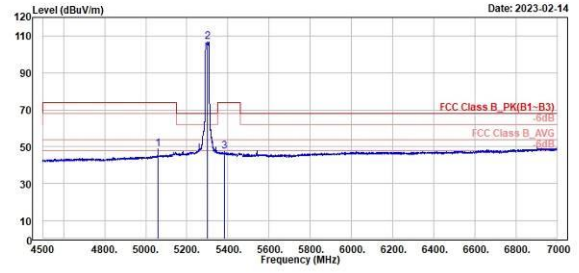
TUV Rheinland Taiwan Ltd.
No. 458-18, Sec. 2, Fenhiao, Linkou Dist., New Taipei City 244, Taiwan(R.O.C.)
Tel: +886-2172-1000 Fax: +886-2172-1322



1	2	3	Read Level	Level Factor	Limit Line	Over Limit	APos	TPos	Remark	Pol/Phase	Note
MHz	dBuV/m	dBuV	dB/m	dBuV/m	dB	cm	deg				
1	5868.00	46.35	3.75	42.60	54.00	-7.65	384	341	Average	Horizontal	
2	5308.00	181.21	58.29	42.92	54.00	47.21	394	341	Average	Horizontal	
3	5488.50	45.55	2.33	43.22	54.00	-8.45	384	341	Average	Horizontal	



TUV Rheinland Taiwan Ltd.
No. 458-18, Sec. 2, Fenhiao, Linkou Dist., New Taipei City 244, Taiwan(R.O.C.)
Tel: +886-2172-1000 Fax: +886-2172-1322



1	2	3	Read Level	Level Factor	Limit Line	Over Limit	APos	TPos	Remark	Pol/Phase	Note
MHz	dBuV/m	dBuV	dB/m	dBuV/m	dB	cm	deg				
1	5868.00	48.88	6.28	42.60	54.00	-5.12	128	368	Average	Vertical	
2	5308.00	186.89	63.97	42.92	54.00	52.89	128	368	Average	Vertical	
3	5381.50	47.45	4.33	43.12	54.00	-6.55	128	368	Average	Vertical	

802.11ax HE20

CH 64 (Horizontal) Peak

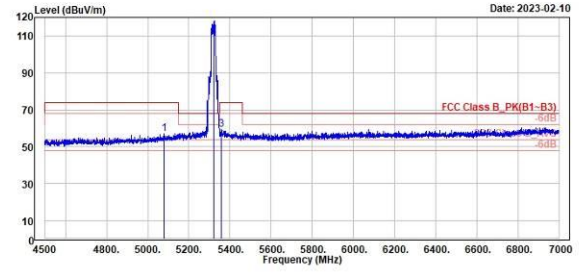
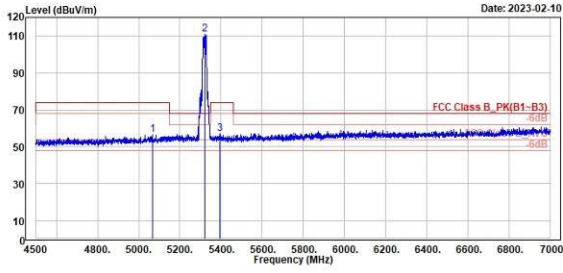
CH 64 (Vertical) Peak



TÜV Rheinland Taiwan Ltd.
No. 458-18, Sec. 2, Fenhiao, Linkou Dist., New Taipei City 244, Taiwan(R.O.C.)
Tel: +886-2172-1000 Fax: +886-2172-1322



TÜV Rheinland Taiwan Ltd.
No. 458-18, Sec. 2, Fenhiao, Linkou Dist., New Taipei City 244, Taiwan(R.O.C.)
Tel: +886-2172-1000 Fax: +886-2172-1322



Peak	Freq	Level	Read	Limit	Over	APos	TPos	Remark	Pol/Phase	Note
	MHz	dBuV/m	dBuV	dB/m	dBuV/m	dB	cm	deg		
1	5066.50	56.72	14.12	42.60	74.00	-17.28	100	282	Peak	Horizontal
2 *	5320.00	111.02	68.00	42.94	68.28	42.62	100	282	Peak	Horizontal
3	5395.00	57.05	13.86	43.19	74.00	-16.95	100	282	Peak	Horizontal

Peak	Freq	Level	Read	Limit	Over	APos	TPos	Remark	Pol/Phase	Note
	MHz	dBuV/m	dBuV	dB/m	dBuV/m	dB	cm	deg		
1	5080.50	57.20	14.62	42.58	74.00	-16.80	100	2	Peak	Vertical
2 *	5320.00	116.00	75.14	42.94	68.20	49.60	100	2	Peak	Vertical
3	5356.00	59.13	16.14	42.99	74.00	-14.87	100	2	Peak	Vertical

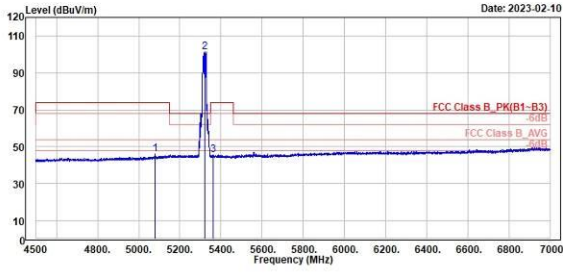
802.11ax HE20

CH 64 (Horizontal) Average

CH 64 (Vertical) Average



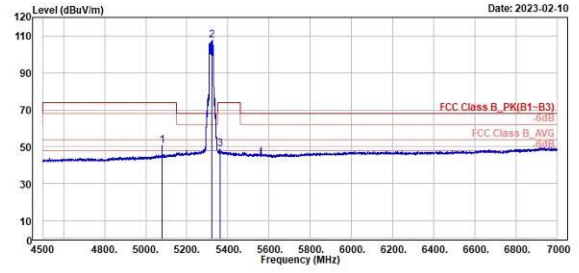
TÜV Rheinland Taiwan Ltd.
No. 458-18, Sec. 2, Fenhiao, Linkou Dist., New Taipei City 244, Taiwan(R.O.C.)
Tel: +886-2172-1000 Fax: +886-2172-1322



Read	Level	Factor	Limit	Over	APos	TPos	Remark	Pol/Phase	Note
MHz	dBuV/m	dBuV	dB/m	dBuV/m	dB	cm	deg		
1	5889.00	45.96	3.38	42.58	54.00	-8.04	100	282	Average Horizontal
2	5320.00	101.27	58.33	42.94	54.00	47.27	100	282	Average Horizontal
3	5369.00	45.76	2.74	43.02	54.00	-8.24	100	282	Average Horizontal



TÜV Rheinland Taiwan Ltd.
No. 458-18, Sec. 2, Fenhiao, Linkou Dist., New Taipei City 244, Taiwan(R.O.C.)
Tel: +886-2172-1000 Fax: +886-2172-1322



Read	Level	Factor	Limit	Over	APos	TPos	Remark	Pol/Phase	Note
MHz	dBuV/m	dBuV	dB/m	dBuV/m	dB	cm	deg		
1	5889.00	59.46	7.88	42.58	54.00	-3.54	100	2	Average Vertical
2	5320.00	107.51	64.57	42.94	54.00	53.51	100	2	Average Vertical
3	5369.00	48.99	5.88	43.02	54.00	-5.10	100	2	Average Vertical

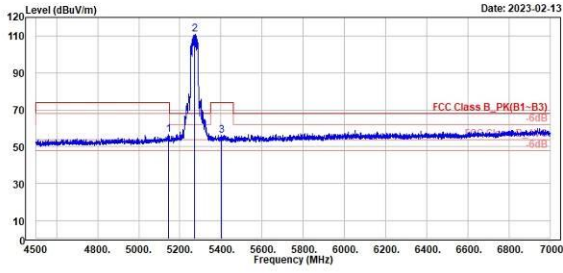
802.11ax HE40

CH 54 (Horizontal) Peak

CH 54 (Vertical) Peak



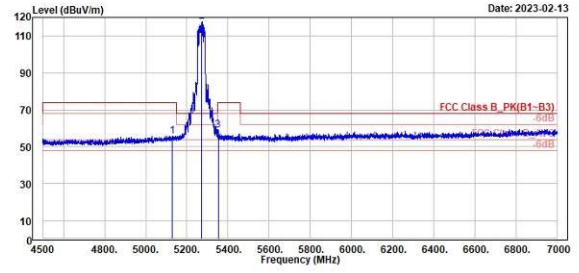
TÜV Rheinland Taiwan Ltd.
No. 458-18, Sec. 2, Fenhiao, Linkou Dist., New Taipei City 244, Taiwan(R.O.C.)
Tel: +886-2172-1000 Fax: +886-2172-1322



Peak	Freq (MHz)	Level (dBuV/m)	Read Level (dBuV)	Level Factor (dB/m)	Limit Line (dBuV/m)	Over Limit (dB)	APos (cm)	TPos (deg)	Remark	Pol/Phase	Note
1	5147.00	56.52	15.10	41.42	74.00	-17.48	319	319	Peak	Horizontal	
2 *	5278.00	111.09	69.32	41.77	68.28	42.89	319	319	Peak	Horizontal	
3	5403.50	56.00	13.54	42.46	74.00	-18.00	319	319	Peak	Horizontal	



TÜV Rheinland Taiwan Ltd.
No. 458-18, Sec. 2, Fenhiao, Linkou Dist., New Taipei City 244, Taiwan(R.O.C.)
Tel: +886-2172-1000 Fax: +886-2172-1322



Peak	Freq (MHz)	Level (dBuV/m)	Read Level (dBuV)	Level Factor (dB/m)	Limit Line (dBuV/m)	Over Limit (dB)	APos (cm)	TPos (deg)	Remark	Pol/Phase	Note
1	5130.50	55.82	14.44	41.38	74.00	-18.18	100	60	Peak	Vertical	
2 *	5278.00	117.50	75.73	41.77	68.28	49.30	100	60	Peak	Vertical	
3	5351.50	58.72	16.94	41.78	74.00	-15.28	100	60	Peak	Vertical	

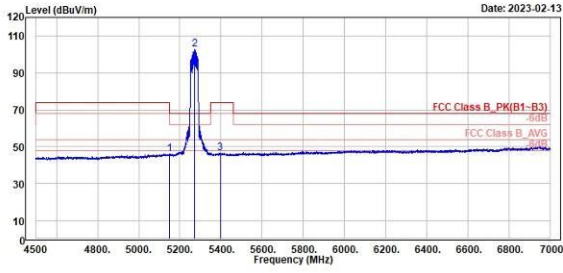
802.11ax HE40

CH 54 (Horizontal) Average

CH 54 (Vertical) Average



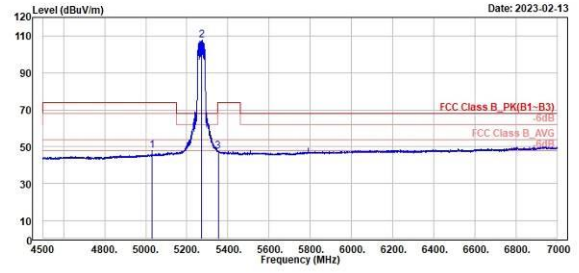
TUV Rheinland Taiwan Ltd.
No. 458-18, Sec. 2, Fenhiao, Linkou Dist., New Taipei City 244, Taiwan(R.O.C.)
Tel: +886-2172-1000 Fax: +886-2172-1322



1	2	3	Read Level	Level Factor	Limit Line	Over Limit	APos	TPos	Remark	Pol/Phase	Note
MHz	dBuV/m	dBuV	dB/m	dBuV/m	dB	cm	deg				
5149.50	46.05	4.62	41.43	54.00	-7.95	319	319	Average	Horizontal		
5278.00	102.44	60.67	41.77	54.00	48.44	319	319	average	Horizontal		
5396.50	46.68	4.24	42.44	54.00	-7.32	319	319	Average	Horizontal		



TUV Rheinland Taiwan Ltd.
No. 458-18, Sec. 2, Fenhiao, Linkou Dist., New Taipei City 244, Taiwan(R.O.C.)
Tel: +886-2172-1000 Fax: +886-2172-1322



1	2	3	Read Level	Level Factor	Limit Line	Over Limit	APos	TPos	Remark	Pol/Phase	Note
MHz	dBuV/m	dBuV	dB/m	dBuV/m	dB	cm	deg				
5030.00	47.78	6.56	41.22	54.00	-6.22	100	60	Average	Vertical		
5278.00	107.50	65.73	41.77	54.00	53.50	100	60	Average	Vertical		
5351.50	47.58	5.80	41.78	54.00	-6.42	100	60	Average	Vertical		

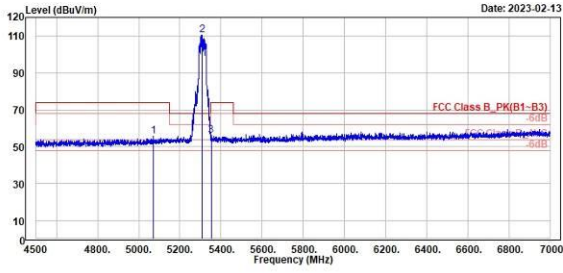
802.11ax HE40

CH 62 (Horizontal) Peak

CH 62 (Vertical) Peak



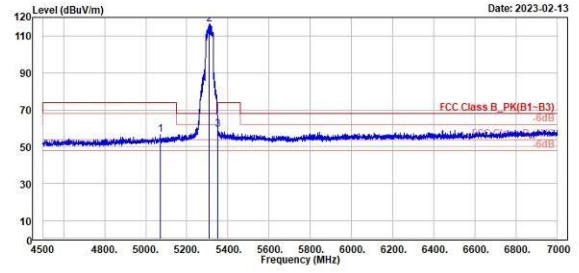
TUV Rheinland Taiwan Ltd.
No. 458-18, Sec. 2, Fenliao, Linkou Dist., New Taipei City 244, Taiwan(R.O.C.)
Tel: +886-2172-1000 Fax: +886-2172-1322



1	2	3	Read Level	Level Factor	Limit Line	Over Limit	APos	TPos	Remark	Pol/Phase	Note
MHz	dBuV/m	dBuV	dB/m	dBuV/m	dB	cm	deg				
5070.00	55.58	14.30	41.28	74.00	-18.42	299	296	Peak	Horizontal		
5318.00	110.49	68.52	41.97	68.28	42.29	299	296	Peak	Horizontal		
5351.50	55.92	14.14	41.78	74.00	-18.08	299	296	Peak	Horizontal		



TUV Rheinland Taiwan Ltd.
No. 458-18, Sec. 2, Fenliao, Linkou Dist., New Taipei City 244, Taiwan(R.O.C.)
Tel: +886-2172-1000 Fax: +886-2172-1322



1	2	3	Read Level	Level Factor	Limit Line	Over Limit	APos	TPos	Remark	Pol/Phase	Note
MHz	dBuV/m	dBuV	dB/m	dBuV/m	dB	cm	deg				
5070.00	56.49	15.21	41.28	74.00	-17.51	100	120	Peak	Vertical		
5318.00	116.33	74.36	41.97	68.28	48.13	100	120	Peak	Vertical		
5350.00	59.16	17.34	41.78	68.28	-9.10	100	120	Peak	Vertical		

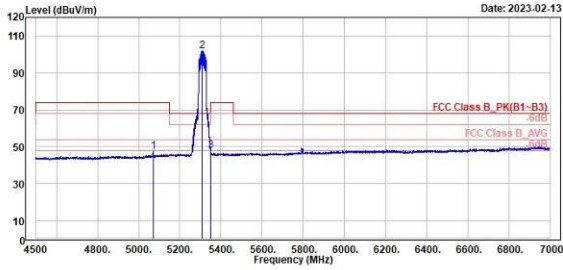
802.11ax HE40

CH 62 (Horizontal) Average

CH 62 (Vertical) Average



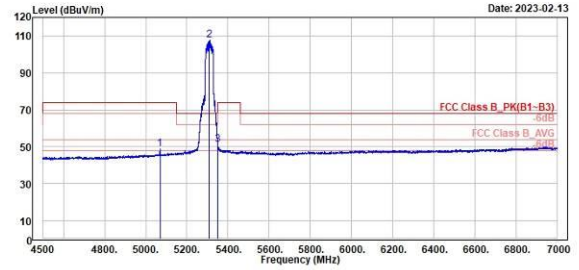
TÜV Rheinland Taiwan Ltd.
No. 458-18, Sec. 2, Fenhiao, Linkou Dist., New Taipei City 244, Taiwan(R.O.C.)
Tel: +886-2172-1000 Fax: +886-2172-1322



1	2	3	Read Level	Level Factor	Limit Line	Over Limit	APos	TPos	Remark	Pol/Phase	Note
MHz	dBuV/m	dBuV	dB/m	dBuV/m	dB	cm	deg				
5070.00	47.65	6.37	41.28	54.00	-6.35	299	296	Average	Horizontal		
5318.00	101.68	59.71	41.97	54.00	47.68	299	296	Average	Horizontal		
5350.50	47.83	6.06	41.77	54.00	-6.17	299	296	Average	Horizontal		



TÜV Rheinland Taiwan Ltd.
No. 458-18, Sec. 2, Fenhiao, Linkou Dist., New Taipei City 244, Taiwan(R.O.C.)
Tel: +886-2172-1000 Fax: +886-2172-1322



1	2	3	Read Level	Level Factor	Limit Line	Over Limit	APos	TPos	Remark	Pol/Phase	Note
MHz	dBuV/m	dBuV	dB/m	dBuV/m	dB	cm	deg				
5069.50	48.83	7.55	41.28	54.00	-5.17	100	120	Average	Vertical		
5318.00	107.47	65.50	41.97	54.00	53.47	100	120	Average	Vertical		
5350.00	51.09	9.33	41.76	54.00	-2.91	100	120	Average	Vertical		

802.11ax HE80

CH 58 (Horizontal) Peak

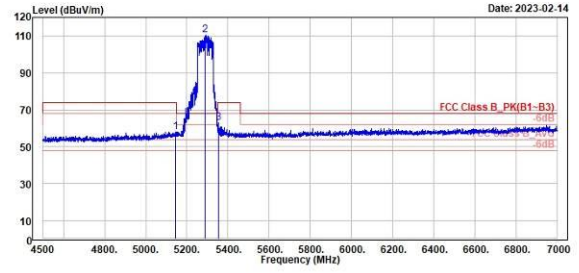
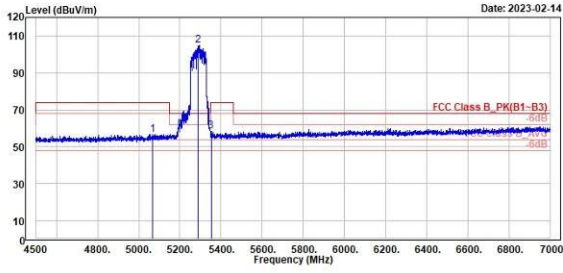
CH 58 (Vertical) Peak



TÜV Rheinland Taiwan Ltd.
No. 458-18, Sec. 2, Fenhiao, Linkou Dist., New Taipei City 244, Taiwan(R.O.C.)
Tel: +886-2172-1000 Fax: +886-2172-1322



TÜV Rheinland Taiwan Ltd.
No. 458-18, Sec. 2, Fenhiao, Linkou Dist., New Taipei City 244, Taiwan(R.O.C.)
Tel: +886-2172-1000 Fax: +886-2172-1322



Peak	Freq	Level	Read	Limit	Over	APos	TPos	Remark	Pol/Phase	Note
	MHz	dBuV/m	dBuV	dB/m	dBuV/m	dB	cm	deg		
1	5065.50	56.60	15.32	41.28	74.00	-17.40	370	319 Peak	Horizontal	
2 *	5319.00	104.72	62.78	41.94	68.28	36.52	370	319 Peak	Horizontal	
3	5351.50	58.51	16.73	41.78	74.00	-15.49	370	319 Peak	Horizontal	

Peak	Freq	Level	Read	Limit	Over	APos	TPos	Remark	Pol/Phase	Note
	MHz	dBuV/m	dBuV	dB/m	dBuV/m	dB	cm	deg		
1	5146.50	57.97	16.55	41.42	74.00	-16.03	101	9 Peak	Vertical	
2 *	5290.00	110.28	69.34	41.94	68.28	42.08	101	9 Peak	Vertical	
3	5354.50	62.78	20.96	41.82	74.00	-11.22	101	9 Peak	Vertical	

802.11ax HE80

CH 58 (Horizontal) Average

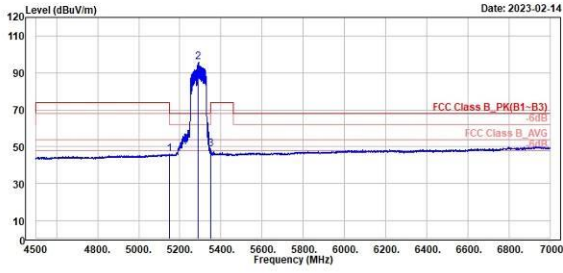
CH 58 (Vertical) Average



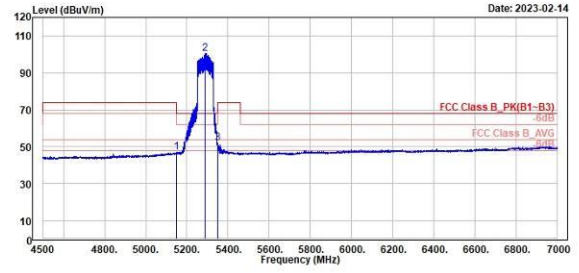
TUV Rheinland Taiwan Ltd.
No. 458-18, Sec. 2, Fenhiao, Linkou Dist., New Taipei City 244, Taiwan(R.O.C.)
Tel: +886-2172-1000 Fax: +886-2172-1322



TUV Rheinland Taiwan Ltd.
No. 458-18, Sec. 2, Fenhiao, Linkou Dist., New Taipei City 244, Taiwan(R.O.C.)
Tel: +886-2172-1000 Fax: +886-2172-1322



Read	Level	Factor	Limit	Over	APos	TPos	Remark	Pol/Phase	Note
MHz	dBuV/m	dBuV	dB/m	dBuV/m	dB	cm	deg		
1	5149.00	45.94	4.51	41.43	54.00	-8.06	370	319	Average Horizontal
2 *	5298.00	99.63	53.69	41.94	54.00	41.63	370	319	average Horizontal
3 !	5350.00	48.88	7.12	41.76	54.00	-5.12	370	319	Average Horizontal



Read	Level	Factor	Limit	Over	APos	TPos	Remark	Pol/Phase	Note
MHz	dBuV/m	dBuV	dB/m	dBuV/m	dB	cm	deg		
1	5149.50	46.82	5.39	41.43	54.00	-7.18	101	9	Average Vertical
2 *	5298.00	100.55	58.61	41.94	54.00	46.55	101	9	Average Vertical
3 !	5350.50	51.99	10.22	41.77	54.00	-2.01	101	9	Average Vertical

802.11ax HE160

CH 50 (Horizontal) Peak

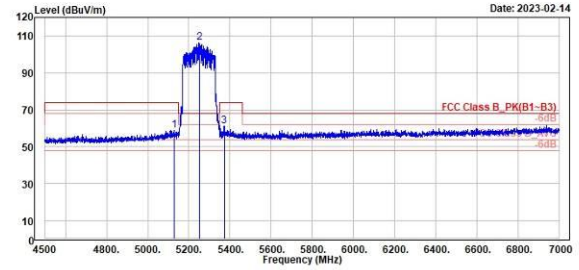
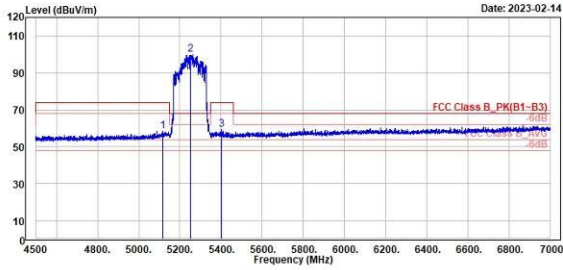
CH 50 (Vertical) Peak



TUV Rheinland Taiwan Ltd.
No. 458-18, Sec. 2, Fenhiao, Linkou Dist., New Taipei City 244, Taiwan(R.O.C.)
Tel: +886-2172-1000 Fax: +886-2172-1322



TUV Rheinland Taiwan Ltd.
No. 458-18, Sec. 2, Fenhiao, Linkou Dist., New Taipei City 244, Taiwan(R.O.C.)
Tel: +886-2172-1000 Fax: +886-2172-1322



Peak	Freq	Level	Read Level	Factor	Limit Line	Over Limit	APos	TPos	Remark	Pol/Phase	Note
	MHz	dBuV/m	dBuV	dB/m	dBuV/m	dB	cm	deg			
1	5115.50	58.61	17.27	41.34	74.00	-15.39	389	142	Peak	Horizontal	
2	5250.00	100.03	58.44	41.59	68.28	31.83	389	142	Peak	Horizontal	
3	5404.50	59.18	16.73	42.45	74.00	-14.82	389	142	Peak	Horizontal	

Peak	Freq	Level	Read Level	Factor	Limit Line	Over Limit	APos	TPos	Remark	Pol/Phase	Note
	MHz	dBuV/m	dBuV	dB/m	dBuV/m	dB	cm	deg			
1	5120.00	58.97	17.59	41.38	74.00	-15.03	100	2	Peak	Vertical	
2	5250.00	100.27	64.68	41.59	68.28	38.07	100	2	Peak	Vertical	
3	5372.00	61.18	19.10	42.08	74.00	-12.82	100	2	Peak	Vertical	

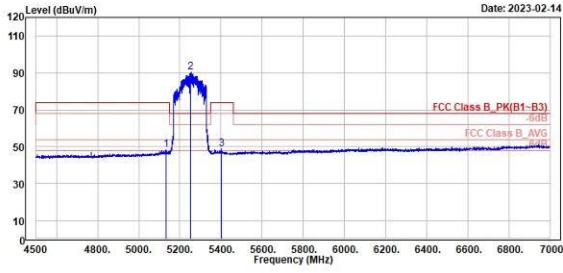
802.11ax HE160

CH 50 (Horizontal) Average

CH 50 (Vertical) Average



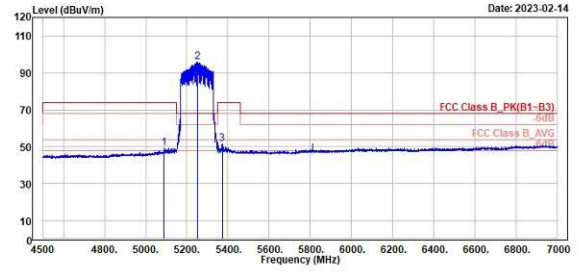
TUV Rheinland Taiwan Ltd.
No. 458-18, Sec. 2, Fenhiao, Linkou Dist., New Taipei City 244, Taiwan(R.O.C.)
Tel: +886-2172-1000 Fax: +886-2172-1322



Read	Level	Factor	Limit	Over	APos	TPos	Remark	Pol/Phase	Note
MHz	dBuV/m	dBuV	dB/m	dBuV/m	dB	cm	deg		
1	5132.00	48.28	6.98	41.30	54.00	-5.72	389	142	Average Horizontal
2	5250.00	98.47	48.88	41.59	54.00	36.47	389	142	Average Horizontal
3	5401.50	48.74	6.26	42.48	54.00	-5.26	389	142	Average Horizontal

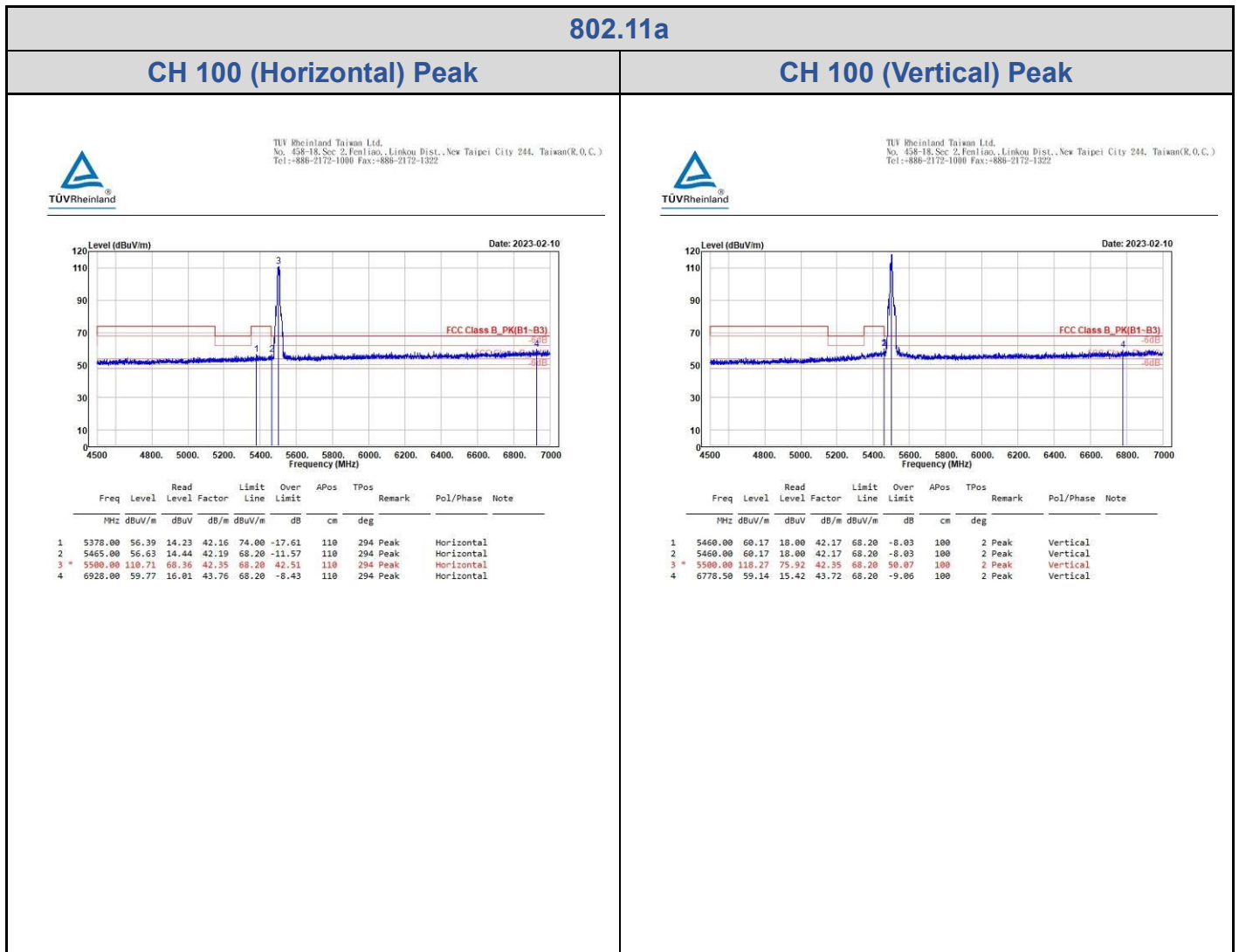


TUV Rheinland Taiwan Ltd.
No. 458-18, Sec. 2, Fenhiao, Linkou Dist., New Taipei City 244, Taiwan(R.O.C.)
Tel: +886-2172-1000 Fax: +886-2172-1322



Read	Level	Factor	Limit	Over	APos	TPos	Remark	Pol/Phase	Note
MHz	dBuV/m	dBuV	dB/m	dBuV/m	dB	cm	deg		
1	5087.50	49.16	7.07	41.29	54.00	-4.84	100	2	Average Vertical
2	5250.00	96.03	54.44	41.59	54.00	42.03	100	2	Average Vertical
3	5372.00	51.54	9.46	42.08	54.00	-2.46	100	2	Average Vertical

Band Edges, 5.3GHz ~ 5.47GHz, 5.725GHz
U-NII-2C



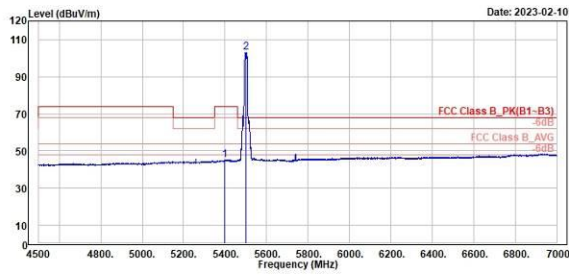
802.11a

CH 100 (Horizontal) Average

CH 100 (Vertical) Average



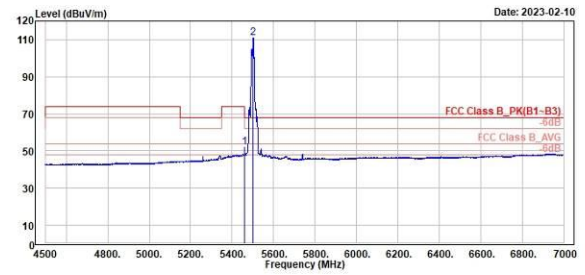
TÜV Rheinland Taiwan Ltd.
No. 438-18, Sec 2, Fenliao, Linkou Dist., New Taipei City 244, Taiwan(R.O.C.)
Tel: +886-2172-1010 Fax: +886-2172-1322



Read	Limit	Over	APos	TPos	Remark	Pol/Phase	Note		
Freq	Level	Level	Factor	Line	Limit	dB	cm	deg	
MHz	dBuV/m	dBuV	dB/m	dBuV/m	dB				
1	5398.58	45.23	2.76	42.47	54.00	-8.77	110	294	Average Horizontal
2	5500.00	103.33	60.98	42.35	54.00	49.33	110	294	Average Horizontal



TÜV Rheinland Taiwan Ltd.
No. 438-18, Sec 2, Fenliao, Linkou Dist., New Taipei City 244, Taiwan(R.O.C.)
Tel: +886-2172-1010 Fax: +886-2172-1322



Read	Limit	Over	APos	TPos	Remark	Pol/Phase	Note		
Freq	Level	Level	Factor	Line	Limit	dB	cm	deg	
MHz	dBuV/m	dBuV	dB/m	dBuV/m	dB				
1	5460.00	51.82	9.65	42.17	54.00	-2.18	100	2	Average Vertical
2	5500.00	110.98	68.63	42.35	54.00	56.98	100	2	Average Vertical

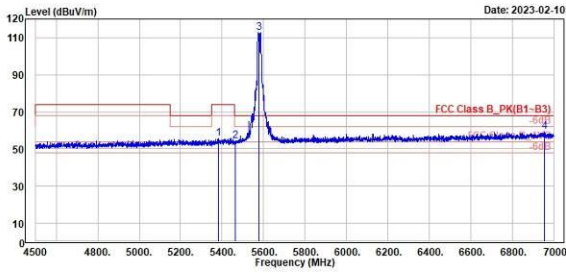
802.11a

CH 116 (Horizontal) Peak

CH 116 (Vertical) Peak



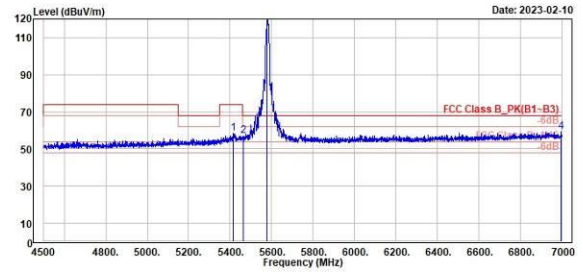
TUV Rheinland Taiwan Ltd.
No. 438-18, Sec 2, Fenliiao, Linkou Dist., New Taipei City 244, Taiwan(R.O.C.)
Tel: +886-2172-1010 Fax: +886-2172-1322



	Freq	Level	Read	Limit	Over	APos	TPos	Remark	Pol/Phase	Note
	MHz	dBuV/m	dBuV	dB/m	dBuV/m	dB	cm	deg		
1	5383.59	55.02	13.57	42.25	74.00	-18.18	102	294 Peak	Horizontal	
2	5462.00	54.12	11.94	42.18	68.20	-14.08	102	294 Peak	Horizontal	
3 *	5580.00	112.73	70.49	42.24	68.20	44.53	102	294 Peak	Horizontal	
4	6954.50	59.42	15.62	43.80	68.20	-8.78	102	294 Peak	Horizontal	



TUV Rheinland Taiwan Ltd.
No. 438-18, Sec 2, Fenliiao, Linkou Dist., New Taipei City 244, Taiwan(R.O.C.)
Tel: +886-2172-1010 Fax: +886-2172-1322



	Freq	Level	Read	Limit	Over	APos	TPos	Remark	Pol/Phase	Note
	MHz	dBuV/m	dBuV	dB/m	dBuV/m	dB	cm	deg		
1	5415.50	58.40	16.02	42.38	74.00	-15.60	109	2 Peak	Vertical	
2	5462.00	56.96	14.78	42.18	68.20	-11.24	109	2 Peak	Vertical	
3 *	5580.00	120.01	77.77	42.24	68.20	51.81	109	2 Peak	Vertical	
4	6997.00	59.13	15.38	43.75	68.20	-9.07	109	2 Peak	Vertical	

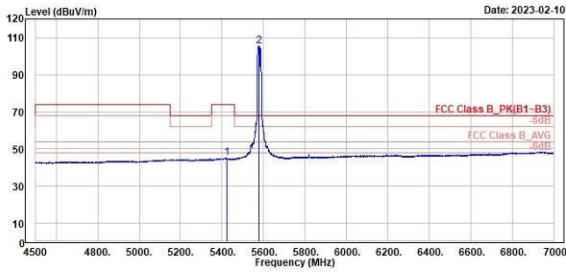
802.11a

CH 116 (Horizontal) Average

CH 116 (Vertical) Average



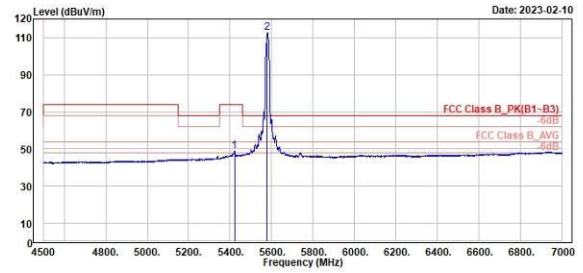
TUV Rheinland Taiwan Ltd.
No. 438-18, Sec 2, Fenliiao, Linkou Dist., New Taipei City 244, Taiwan(R.O.C.)
Tel: +886-2172-1010 Fax: +886-2172-1322



Read	Limit	Over	APos	TPos	Remark	Pol/Phase	Note
Level	Line	Limit					
Factor							
dB/m	dBuV/m	dB	cm	deg			
45.25	42.33	54.00	-8.75	102	294 Average	Horizontal	
63.02	42.24	54.00	51.26	102	294 Average	Horizontal	



TUV Rheinland Taiwan Ltd.
No. 438-18, Sec 2, Fenliiao, Linkou Dist., New Taipei City 244, Taiwan(R.O.C.)
Tel: +886-2172-1010 Fax: +886-2172-1322



Read	Limit	Over	APos	TPos	Remark	Pol/Phase	Note
Level	Line	Limit					
Factor							
dB/m	dBuV/m	dB	cm	deg			
48.81	42.33	54.00	-5.19	109	2 Average	Vertical	
70.39	42.24	54.00	50.63	109	2 Average	Vertical	

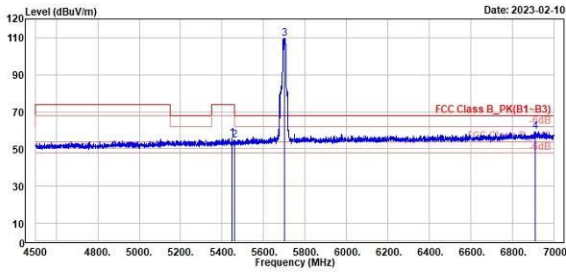
802.11a

CH 140 (Horizontal) Peak

CH 140 (Vertical) Peak



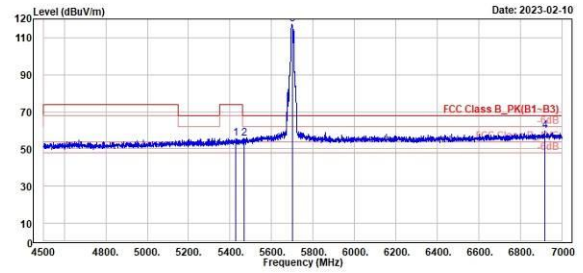
TUV Rheinland Taiwan Ltd.
No. 438-18, Sec 2, Fenliao, Linkou Dist., New Taipei City 244, Taiwan(R.O.C.)
Tel: +886-2172-1000 Fax: +886-2172-1322



	Read	Limit	Over	APos	TPos	Remark	Pol/Phase	Note	
1	2	3	4	5	6	7	8	9	
Freq	Level	Level Factor	Line	Limit	dB	cm	deg		
MHz	dBuV/m	dBuV	dB/m	dBuV/m	dB	cm	deg		
1	5448.00	55.47	13.33	42.14	74.00	-18.53	107	292 Peak	Horizontal
2	5461.50	54.85	12.67	42.18	68.20	-13.35	107	292 Peak	Horizontal
3 *	5700.00	109.62	67.25	42.37	68.20	41.42	107	292 Peak	Horizontal
4	6911.00	59.26	15.55	43.71	68.20	-8.94	107	292 Peak	Horizontal



TUV Rheinland Taiwan Ltd.
No. 438-18, Sec 2, Fenliao, Linkou Dist., New Taipei City 244, Taiwan(R.O.C.)
Tel: +886-2172-1000 Fax: +886-2172-1322



	Read	Limit	Over	APos	TPos	Remark	Pol/Phase	Note	
1	2	3	4	5	6	7	8	9	
Freq	Level	Level Factor	Line	Limit	dB	cm	deg		
MHz	dBuV/m	dBuV	dB/m	dBuV/m	dB	cm	deg		
1	5426.50	55.83	13.54	42.29	74.00	-18.17	100	147 Peak	Vertical
2	5468.00	55.73	13.53	42.20	68.20	-12.47	100	147 Peak	Vertical
3 *	5700.00	117.41	75.84	42.37	68.20	49.21	100	147 Peak	Vertical
4	6919.50	59.61	15.88	43.73	68.20	-8.59	100	147 Peak	Vertical

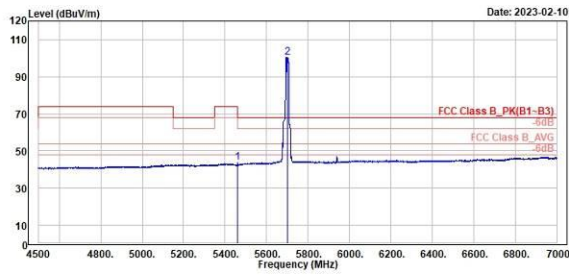
802.11a

CH 140 (Horizontal) Average

CH 140 (Vertical) Average



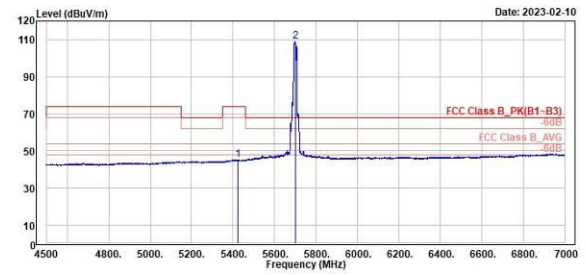
TÜV Rheinland Taiwan Ltd.
No. 438-18, Sec 2, Fenliiao, Linkou Dist., New Taipei City 244, Taiwan(R.O.C.)
Tel: +886-2172-1010 Fax: +886-2172-1322



Read	Limit	Over	APos	TPos	Remark	Pol/Phase	Note				
Level	Line	Limit	cm	deg							
Factor	dB/m	dB									
dBuV	dB/m	dBuV/m									
1	5460.00	43.76	1.59	42.17	54.00	-10.24	107	292	Average	Horizontal	
2	5700.00	109.55	58.18	42.37	54.00	46.55	107	292	Average	Horizontal	



TÜV Rheinland Taiwan Ltd.
No. 438-18, Sec 2, Fenliiao, Linkou Dist., New Taipei City 244, Taiwan(R.O.C.)
Tel: +886-2172-1010 Fax: +886-2172-1322



Read	Limit	Over	APos	TPos	Remark	Pol/Phase	Note				
Level	Line	Limit	cm	deg							
Factor	dB/m	dB									
dBuV	dB/m	dBuV/m									
1	5424.50	45.21	2.91	42.30	54.00	-8.79	100	147	Average	Vertical	
2	5700.00	109.07	66.78	42.37	54.00	55.07	100	147	Average	Vertical	

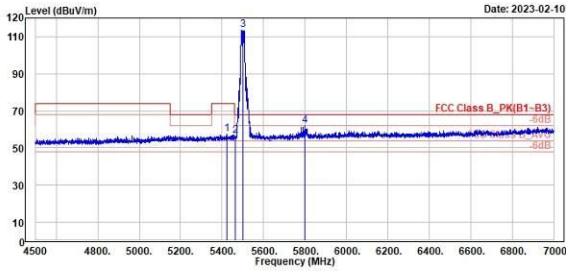
802.11ax HE20

CH 100 (Horizontal) Peak

CH 100 (Vertical) Peak



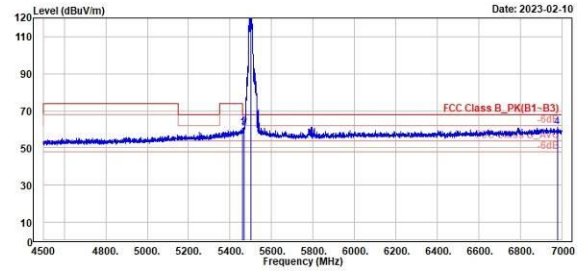
TÜV Rheinland Taiwan Ltd.
No. 438-18, Sec 2, Fenliao, Linkou Dist., New Taipei City 244, Taiwan(R.O.C.)
Tel: +886-2172-1000 Fax: +886-2172-1322



Peak	Freq (MHz)	Level (dBuV/m)	Read Level (dBuV)	Factor (dB/m)	Limit Line (dBuV/m)	Over Limit (dB)	APos (cm)	TPos (deg)	Remark	Pol/Phase	Note
1	5422.58	57.43	14.20	43.23	74.00	-16.57	100	297	Peak	Horizontal	
2	5465.50	56.37	13.10	43.27	68.20	-11.83	100	297	Peak	Horizontal	
3 *	5500.00	113.75	70.46	43.29	68.20	45.55	100	297	Peak	Horizontal	
4	5799.50	62.19	18.34	43.85	68.20	-6.01	100	297	Peak	Horizontal	



TÜV Rheinland Taiwan Ltd.
No. 438-18, Sec 2, Fenliao, Linkou Dist., New Taipei City 244, Taiwan(R.O.C.)
Tel: +886-2172-1000 Fax: +886-2172-1322



Peak	Freq (MHz)	Level (dBuV/m)	Read Level (dBuV)	Factor (dB/m)	Limit Line (dBuV/m)	Over Limit (dB)	APos (cm)	TPos (deg)	Remark	Pol/Phase	Note
1	5460.00	60.73	17.47	43.26	68.20	-7.47	100	2	Peak	Vertical	
2	5466.50	61.02	17.75	43.27	68.20	-7.18	100	2	Peak	Vertical	
3 *	5500.00	121.45	78.16	43.29	68.20	53.25	100	2	Peak	Vertical	
4	6978.50	61.14	15.79	45.35	68.20	-7.06	100	2	Peak	Vertical	