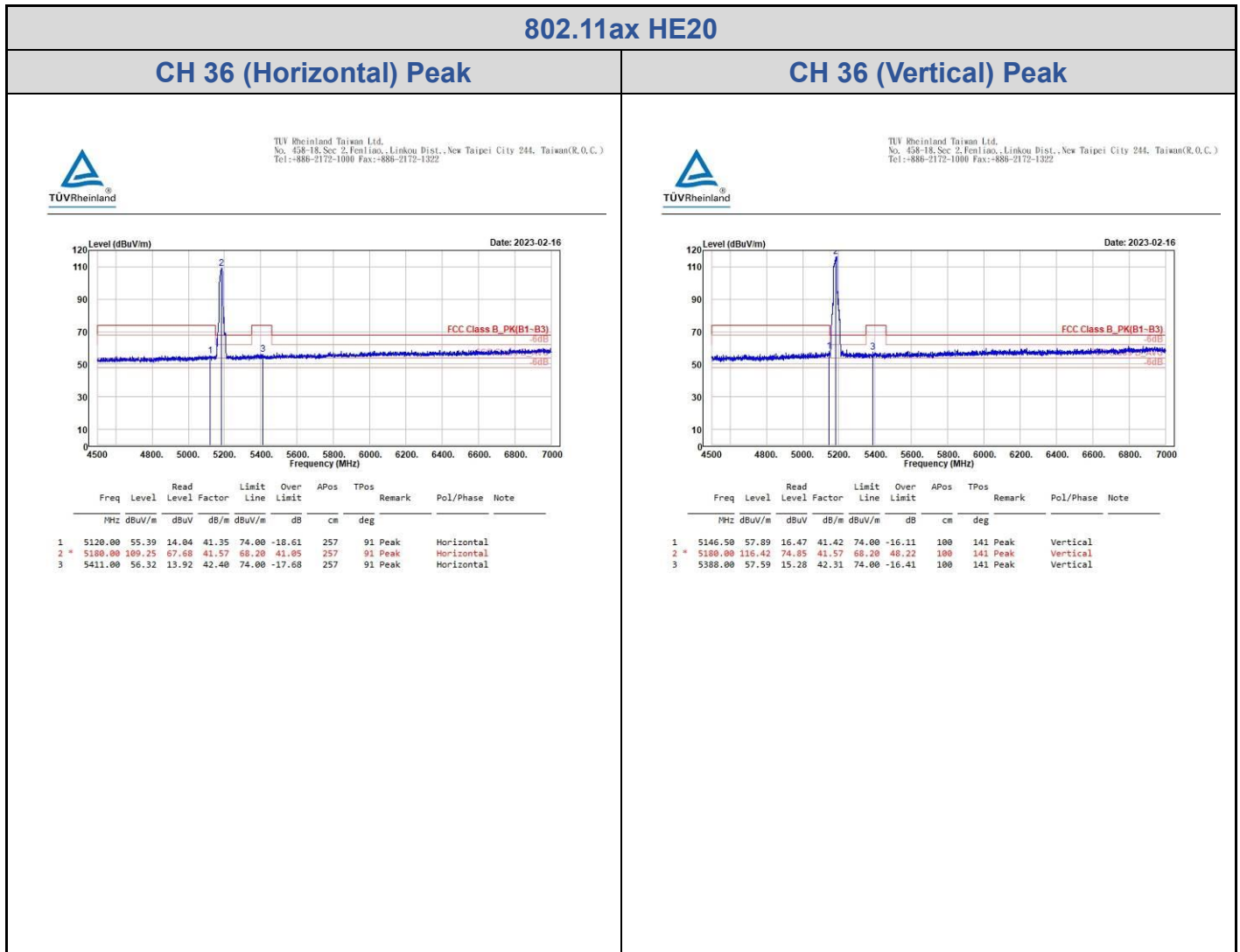


Appendix D: Test Results of Radiation Spurious Emissions

<Beamforming>

Band Edges, 4.5GHz ~ 5.15GHz

U-NII-1



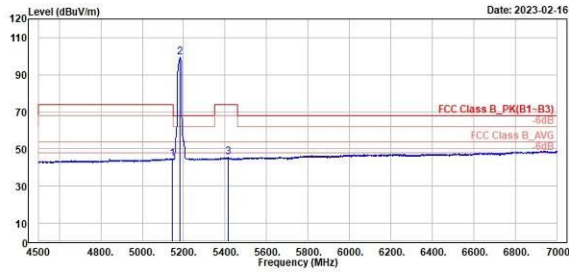
802.11ax HE20

CH 36 (Horizontal) Average

CH 36 (Vertical) Average



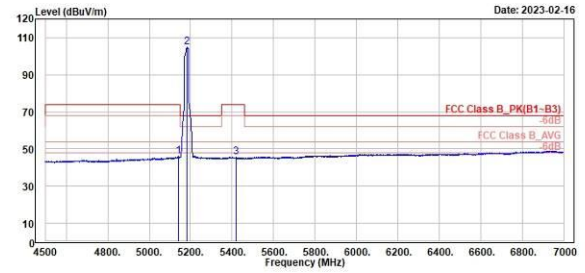
TUV Rheinland Taiwan Ltd.
No. 438-18, Sec 2, Fenliiao, Linkou Dist., New Taipei City 244, Taiwan(R.O.C.)
Tel: +886-2172-1000 Fax: +886-2172-1322



1	2	3	Read Level	Read Level Factor	Limit Line	Over Limit	APos	TPos	Remark	Pol/Phase	Note
MHz	dBuV/m	dBuV	dB/m	dBuV/m	dB	cm	deg				
5145.00	44.93	3.51	41.42	54.00	-9.07	257	91	Average	Horizontal		
5180.00	99.41	57.84	41.57	54.00	45.41	257	91	Average	Horizontal		
5414.50	45.64	3.26	42.38	54.00	-8.36	257	91	Average	Horizontal		



TUV Rheinland Taiwan Ltd.
No. 438-18, Sec 2, Fenliiao, Linkou Dist., New Taipei City 244, Taiwan(R.O.C.)
Tel: +886-2172-1000 Fax: +886-2172-1322



1	2	3	Read Level	Read Level Factor	Limit Line	Over Limit	APos	TPos	Remark	Pol/Phase	Note
MHz	dBuV/m	dBuV	dB/m	dBuV/m	dB	cm	deg				
5139.50	46.23	4.82	41.41	54.00	-7.77	100	141	Average	Vertical		
5180.00	104.91	63.34	41.57	54.00	50.91	100	141	Average	Vertical		
5420.00	45.63	3.29	42.34	54.00	-8.37	100	141	Average	Vertical		

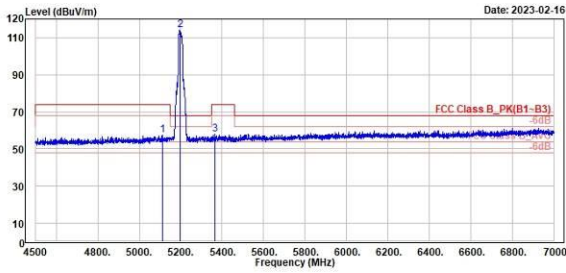
802.11ax HE20

CH 40 (Horizontal) Peak

CH 40 (Vertical) Peak



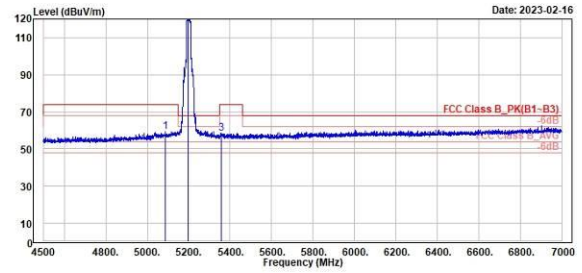
TUV Rheinland Taiwan Ltd.
No. 438-18, Sec 2, Fenliao, Linkou Dist., New Taipei City 244, Taiwan(R.O.C.)
Tel: +886-2172-1000 Fax: +886-2172-1322



Peak	Freq (MHz)	Level (dBuV/m)	Read Level (dBuV)	Factor (dB/m)	Limit Line (dBuV/m)	Over Limit (dB)	APos (cm)	TPos (deg)	Remark	Pol/Phase	Note
1	5113.59	57.36	16.02	41.34	74.00	-16.64	350	311	Peak	Horizontal	
2 *	5280.00	114.38	72.64	41.66	68.28	46.10	350	311	Peak	Horizontal	
3	5364.50	57.81	15.84	41.97	74.00	-16.19	350	311	Peak	Horizontal	



TUV Rheinland Taiwan Ltd.
No. 438-18, Sec 2, Fenliao, Linkou Dist., New Taipei City 244, Taiwan(R.O.C.)
Tel: +886-2172-1000 Fax: +886-2172-1322



Peak	Freq (MHz)	Level (dBuV/m)	Read Level (dBuV)	Factor (dB/m)	Limit Line (dBuV/m)	Over Limit (dB)	APos (cm)	TPos (deg)	Remark	Pol/Phase	Note
1	5889.00	59.29	17.99	41.30	74.00	-14.71	114	6	Peak	Vertical	
2 *	5280.00	121.97	80.31	41.66	68.28	53.77	114	6	Peak	Vertical	
3	5357.00	58.54	16.68	41.86	74.00	-15.46	114	6	Peak	Vertical	

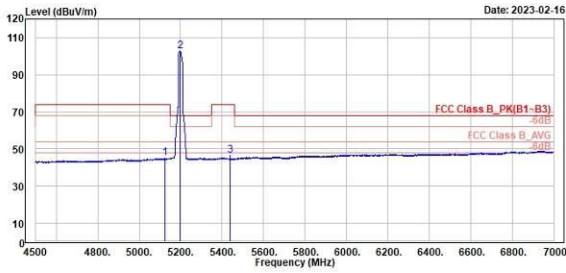
802.11ax HE20

CH 40 (Horizontal) Average

CH 40 (Vertical) Average



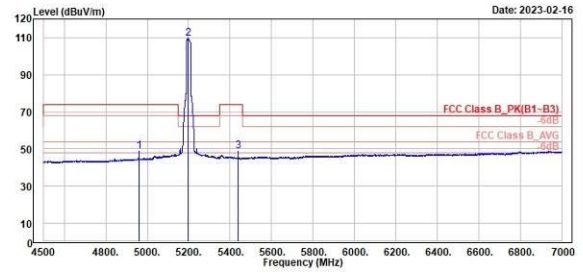
TUV Rheinland Taiwan Ltd.
No. 438-18, Sec 2, Fenliao, Linkou Dist., New Taipei City 244, Taiwan(R.O.C.)
Tel: +886-2172-1010 Fax: +886-2172-1322



1	2	3							
Freq	Level	Read	Limit	Over	APos	TPos	Remark	Pol/Phase	Note
MHz	dBuV/m	dBuV	dB/m	dBuV/m	dB	cm	deg		
5124.59	45.18	3.73	41.37	54.00	-8.90	350	311 Average	Horizontal	
5200.00	102.74	61.08	41.66	54.00	48.74	350	311 Average	Horizontal	
5440.00	46.51	4.32	42.19	54.00	-7.49	350	311 Average	Horizontal	



TUV Rheinland Taiwan Ltd.
No. 438-18, Sec 2, Fenliao, Linkou Dist., New Taipei City 244, Taiwan(R.O.C.)
Tel: +886-2172-1010 Fax: +886-2172-1322



1	2	3							
Freq	Level	Read	Limit	Over	APos	TPos	Remark	Pol/Phase	Note
MHz	dBuV/m	dBuV	dB/m	dBuV/m	dB	cm	deg		
4959.59	48.90	7.79	41.11	54.00	-5.10	114	6 Average	Vertical	
5200.00	109.68	67.94	41.66	54.00	55.68	114	6 Average	Vertical	
5440.00	48.63	6.44	42.19	54.00	-5.37	114	6 Average	Vertical	

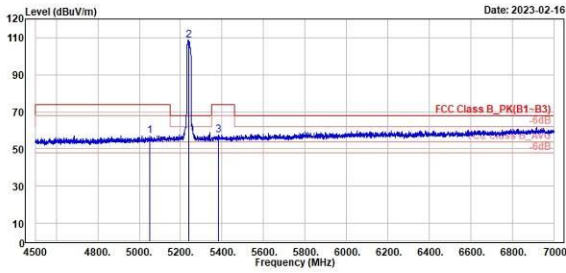
802.11ax HE20

CH 48 (Horizontal) Peak

CH 48 (Vertical) Peak



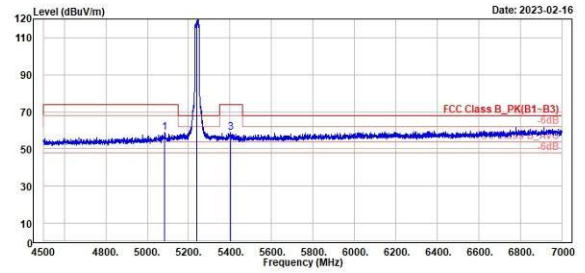
TUV Rheinland Taiwan Ltd.
No. 438-18, Sec 2, Fenliao, Linkou Dist., New Taipei City 244, Taiwan(R.O.C.)
Tel: +886-2172-1000 Fax: +886-2172-1322



Peak	Freq (MHz)	Level (dBuV/m)	Read Level (dBuV)	Factor (dB/m)	Limit Line (dBuV/m)	Over Limit (dB)	APos (cm)	TPos (deg)	Remark	Pol/Phase	Note
1	5051.00	57.24	15.97	41.27	74.00	-16.76	100	135	Peak	Horizontal	
2 *	5240.00	108.88	67.19	41.61	68.28	40.60	100	135	Peak	Horizontal	
3	5383.50	57.34	15.09	42.25	74.00	-16.66	100	135	Peak	Horizontal	



TUV Rheinland Taiwan Ltd.
No. 438-18, Sec 2, Fenliao, Linkou Dist., New Taipei City 244, Taiwan(R.O.C.)
Tel: +886-2172-1000 Fax: +886-2172-1322



Peak	Freq (MHz)	Level (dBuV/m)	Read Level (dBuV)	Factor (dB/m)	Limit Line (dBuV/m)	Over Limit (dB)	APos (cm)	TPos (deg)	Remark	Pol/Phase	Note
1	5004.00	58.76	17.47	41.29	74.00	-15.24	113		1 Peak	Vertical	
2 *	5240.00	119.52	77.91	41.61	68.28	51.24	113		1 Peak	Vertical	
3	5404.50	58.87	16.42	42.45	74.00	-15.13	113		1 Peak	Vertical	

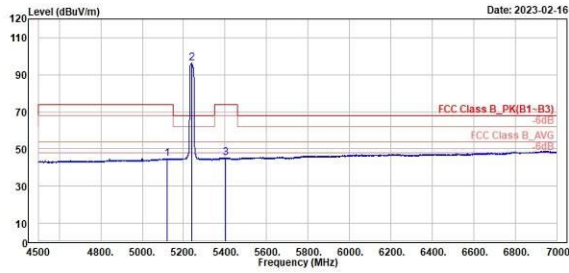
802.11ax HE20

CH 48 (Horizontal) Average

CH 48 (Vertical) Average



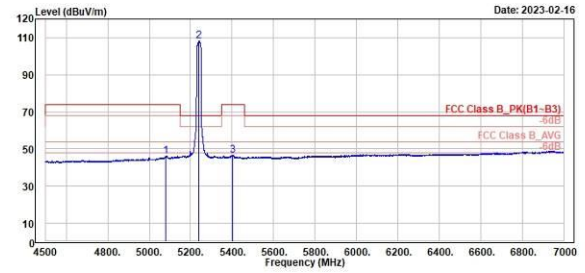
TUV Rheinland Taiwan Ltd.
No. 438-18, Sec 2, Fenliiao, Linkou Dist., New Taipei City 244, Taiwan(R.O.C.)
Tel: +886-2172-1010 Fax: +886-2172-1322



Freq	Level	Read Level	Factor	Limit Line	Over Limit	APos	TPos	Remark	Pol/Phase	Note
MHz	dBuV/m	dBuV	dB/m	dBuV/m	dB	cm	deg			
1	5120.00	44.93	3.58	41.35	54.00	-9.07	100	135 Average	Horizontal	
2 *	5240.00	96.48	54.87	41.61	54.00	42.48	100	135 Average	Horizontal	
3	5402.00	45.24	2.77	42.47	54.00	-8.76	100	135 Average	Horizontal	



TUV Rheinland Taiwan Ltd.
No. 438-18, Sec 2, Fenliiao, Linkou Dist., New Taipei City 244, Taiwan(R.O.C.)
Tel: +886-2172-1010 Fax: +886-2172-1322



Freq	Level	Read Level	Factor	Limit Line	Over Limit	APos	TPos	Remark	Pol/Phase	Note
MHz	dBuV/m	dBuV	dB/m	dBuV/m	dB	cm	deg			
1	5081.00	46.23	4.94	41.29	54.00	-7.77	113	1 Average	Vertical	
2 *	5240.00	108.34	66.73	41.61	54.00	54.34	113	1 Average	Vertical	
3	5401.00	46.70	4.22	42.48	54.00	-7.30	113	1 Average	Vertical	

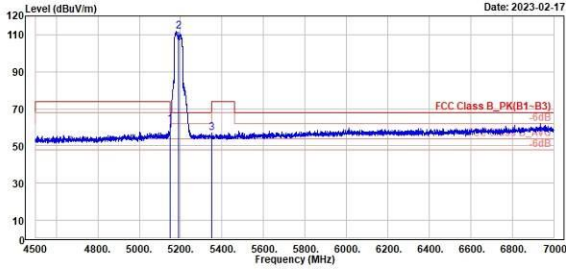
802.11ax HE40

CH 38 (Horizontal) Peak

CH 38 (Vertical) Peak



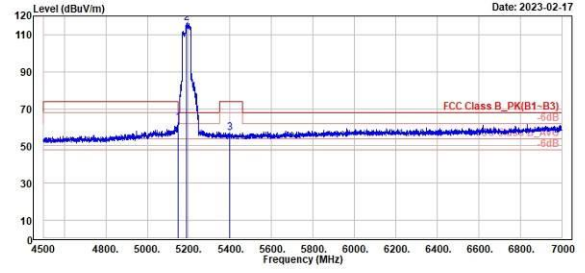
TUV Rheinland Taiwan Ltd.
No. 438-18, Sec 2, Fenliao, Linkou Dist., New Taipei City 244, Taiwan(R.O.C.)
Tel: +886-2172-1000 Fax: +886-2172-1322



Peak	Freq (MHz)	Level (dBuV/m)	Read Level (dBuV)	Factor (dB/m)	Limit Line (dBuV/m)	Over Limit (dB)	APos (cm)	TPos (deg)	Remark	Pol/Phase	Note
1	5150.00	61.62	18.72	42.90	68.20	-6.58	386	308	Peak	Horizontal	
2 *	5198.00	111.78	68.77	43.01	68.20	43.58	386	308	Peak	Horizontal	
3	5351.00	56.86	13.89	42.97	74.00	-17.14	386	308	Peak	Horizontal	



TUV Rheinland Taiwan Ltd.
No. 438-18, Sec 2, Fenliao, Linkou Dist., New Taipei City 244, Taiwan(R.O.C.)
Tel: +886-2172-1000 Fax: +886-2172-1322



Peak	Freq (MHz)	Level (dBuV/m)	Read Level (dBuV)	Factor (dB/m)	Limit Line (dBuV/m)	Over Limit (dB)	APos (cm)	TPos (deg)	Remark	Pol/Phase	Note
1	5150.00	62.39	19.49	42.90	68.20	-5.81	100	303	Peak	Vertical	
2 *	5198.00	116.15	73.14	43.01	68.20	47.95	100	303	Peak	Vertical	
3	5399.50	57.13	13.92	43.21	74.00	-16.87	100	303	Peak	Vertical	

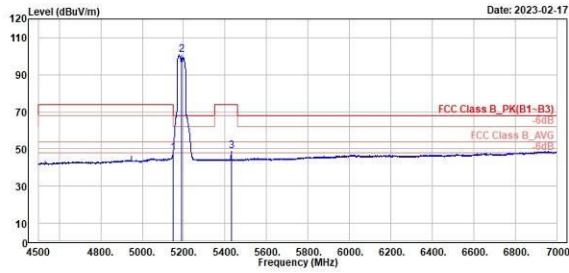
802.11ax HE40

CH 38 (Horizontal) Average

CH 38 (Vertical) Average



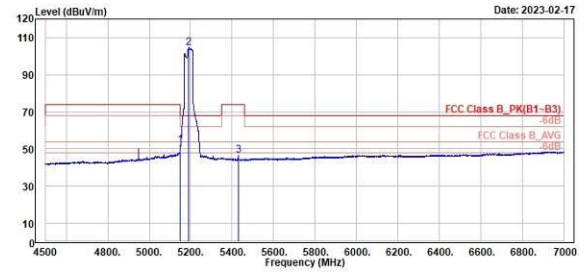
TUV Rheinland Taiwan Ltd.
No. 438-18, Sec 2, Fenliiao, Linkou Dist., New Taipei City 244, Taiwan(R.O.C.)
Tel: +886-2172-1000 Fax: +886-2172-1322



Read	Limit	Over	APos	TPos	Remark	Pol/Phase	Note
Level	Line	Limit					
Factor							
dB/m	dBuV/m	dB	cm	deg			
5.18	42.90	54.00	-5.92	386	308 Average	Horizontal	
5.77	43.01	54.00	-46.71	386	308 Average	Horizontal	
5.53	43.24	54.00	-5.23	386	308 Average	Horizontal	



TUV Rheinland Taiwan Ltd.
No. 438-18, Sec 2, Fenliiao, Linkou Dist., New Taipei City 244, Taiwan(R.O.C.)
Tel: +886-2172-1000 Fax: +886-2172-1322



Read	Limit	Over	APos	TPos	Remark	Pol/Phase	Note
Level	Line	Limit					
Factor							
dB/m	dBuV/m	dB	cm	deg			
9.21	42.90	54.00	-1.89	100	303 Average	Vertical	
61.47	43.01	54.00	50.48	100	303 Average	Vertical	
3.11	43.24	54.00	-7.65	100	303 Average	Vertical	

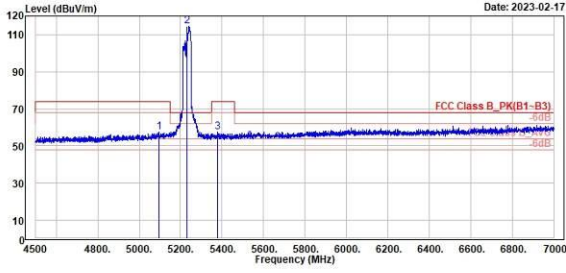
802.11ax HE40

CH 46 (Horizontal) Peak

CH 46 (Vertical) Peak



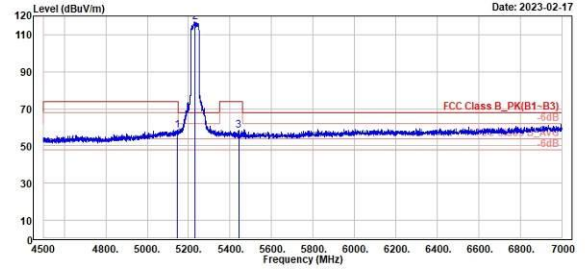
TÜV Rheinland Taiwan Ltd.
No. 438-18, Sec 2, Fenliao, Linkou Dist., New Taipei City 244, Taiwan(R.O.C.)
Tel: +886-2172-1000 Fax: +886-2172-1322



Peak	Freq (MHz)	Level (dBuV/m)	Read Level (dBuV)	Factor (dB/m)	Limit (dBuV/m)	Over (dB)	APos (cm)	TPos (deg)	Remark	Pol/Phase	Note
1	5895.58	57.39	14.83	42.56	74.00	-16.61	361	314	Peak	Horizontal	
2 *	5238.00	114.32	71.31	43.01	68.28	46.12	361	314	Peak	Horizontal	
3	5379.58	57.26	14.15	43.11	74.00	-16.74	361	314	Peak	Horizontal	



TÜV Rheinland Taiwan Ltd.
No. 438-18, Sec 2, Fenliao, Linkou Dist., New Taipei City 244, Taiwan(R.O.C.)
Tel: +886-2172-1000 Fax: +886-2172-1322



Peak	Freq (MHz)	Level (dBuV/m)	Read Level (dBuV)	Factor (dB/m)	Limit (dBuV/m)	Over (dB)	APos (cm)	TPos (deg)	Remark	Pol/Phase	Note
1	5144.00	58.48	15.55	42.85	74.00	-15.60	100	360	Peak	Vertical	
2 *	5238.00	116.69	73.68	43.01	68.28	48.49	100	360	Peak	Vertical	
3	5441.58	58.38	15.85	43.25	74.00	-15.70	100	360	Peak	Vertical	

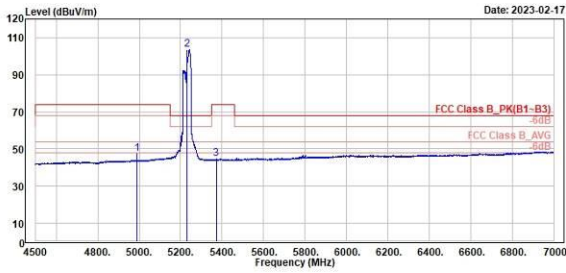
802.11ax HE40

CH 46 (Horizontal) Average

CH 46 (Vertical) Average



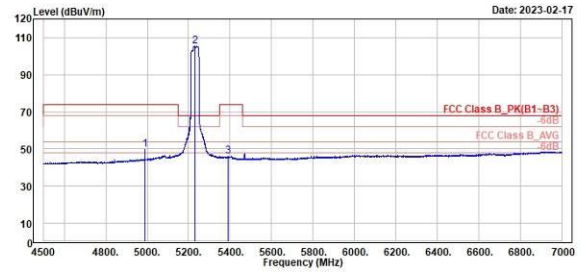
TUV Rheinland Taiwan Ltd.
No. 438-18, Sec 2, Fenliiao, Linkou Dist., New Taipei City 244, Taiwan(R.O.C.)
Tel: +886-2172-1000 Fax: +886-2172-1322



1	2	3
4990.00	5238.00	5372.00
47.44	103.66	44.63
5.00	60.65	1.55
42.44	43.01	43.00
54.00	54.00	54.00
-6.56	49.66	-9.37
361	361	361
314	314	314
Average	Average	Average
Horizontal	Horizontal	Horizontal



TUV Rheinland Taiwan Ltd.
No. 438-18, Sec 2, Fenliiao, Linkou Dist., New Taipei City 244, Taiwan(R.O.C.)
Tel: +886-2172-1000 Fax: +886-2172-1322



1	2	3
4990.00	5238.00	5390.00
49.63	105.47	46.15
7.19	62.46	2.99
42.44	43.01	43.16
54.00	54.00	54.00
-4.37	51.47	-7.85
100	100	100
360	360	360
Average	Average	Average
Vertical	Vertical	Vertical

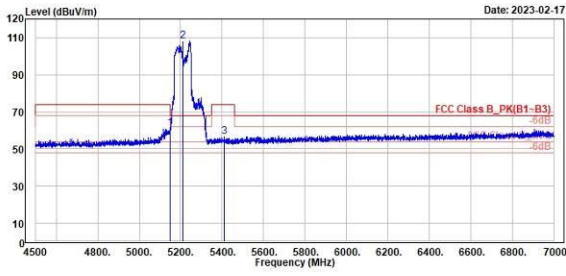
802.11ax HE80

CH 42 (Horizontal) Peak

CH 42 (Vertical) Peak



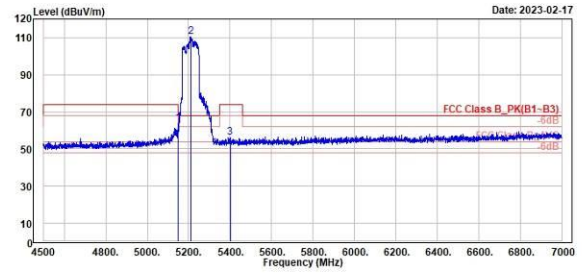
TÜV Rheinland Taiwan Ltd.
No. 438-18, Sec 2, Fenliao, Linkou Dist., New Taipei City 244, Taiwan(R.O.C.)
Tel: +886-2172-1010 Fax: +886-2172-1322



Peak	Freq (MHz)	Level (dBuV/m)	Read Level (dBuV)	Factor (dB/m)	Limit Line (dBuV/m)	Over Limit (dB)	APos (cm)	TPos (deg)	Remark	Pol/Phase	Note
1	5150.00	61.20	19.77	41.43	68.20	-7.00	339	310	Peak	Horizontal	
2 *	5210.00	108.15	66.50	41.65	68.20	39.95	339	310	Peak	Horizontal	
3	5411.00	56.44	14.04	42.40	74.00	-17.56	339	310	Peak	Horizontal	



TÜV Rheinland Taiwan Ltd.
No. 438-18, Sec 2, Fenliao, Linkou Dist., New Taipei City 244, Taiwan(R.O.C.)
Tel: +886-2172-1010 Fax: +886-2172-1322



Peak	Freq (MHz)	Level (dBuV/m)	Read Level (dBuV)	Factor (dB/m)	Limit Line (dBuV/m)	Over Limit (dB)	APos (cm)	TPos (deg)	Remark	Pol/Phase	Note
1	5150.00	63.73	22.30	41.43	68.20	-4.47	100	102	Peak	Vertical	
2 *	5210.00	110.49	69.84	41.65	68.20	42.29	100	102	Peak	Vertical	
3	5400.50	56.09	13.60	42.49	74.00	-17.91	100	102	Peak	Vertical	

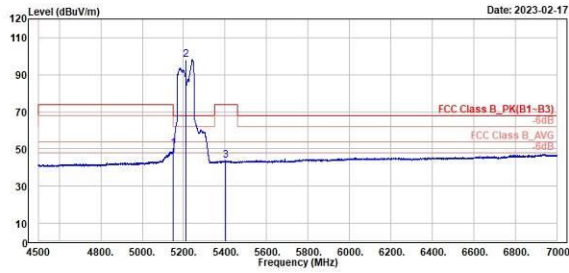
802.11ax HE80

CH 42 (Horizontal) Average

CH 42 (Vertical) Average



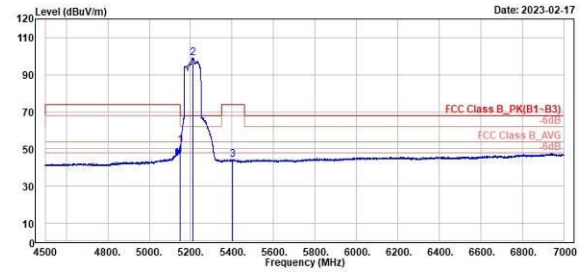
TUV Rheinland Taiwan Ltd.
No. 438-18, Sec 2, Fenliao, Linkou Dist., New Taipei City 244, Taiwan(R.O.C.)
Tel: +886-2172-1000 Fax: +886-2172-1322



Freq	Level	Read	Limit	Over	APos	TPos	Remark	Pol/Phase	Note
MHz	dBuV/m	dBuV	dB/m	dBuV/m	dB	cm	deg		
1	5150.00	50.25	8.82	41.43	54.00	-3.75	339	310	Average Horizontal
2	5210.00	98.11	50.46	41.65	54.00	44.11	339	310	Average Horizontal
3	5402.50	43.79	1.32	42.47	54.00	-10.21	339	310	Average Horizontal

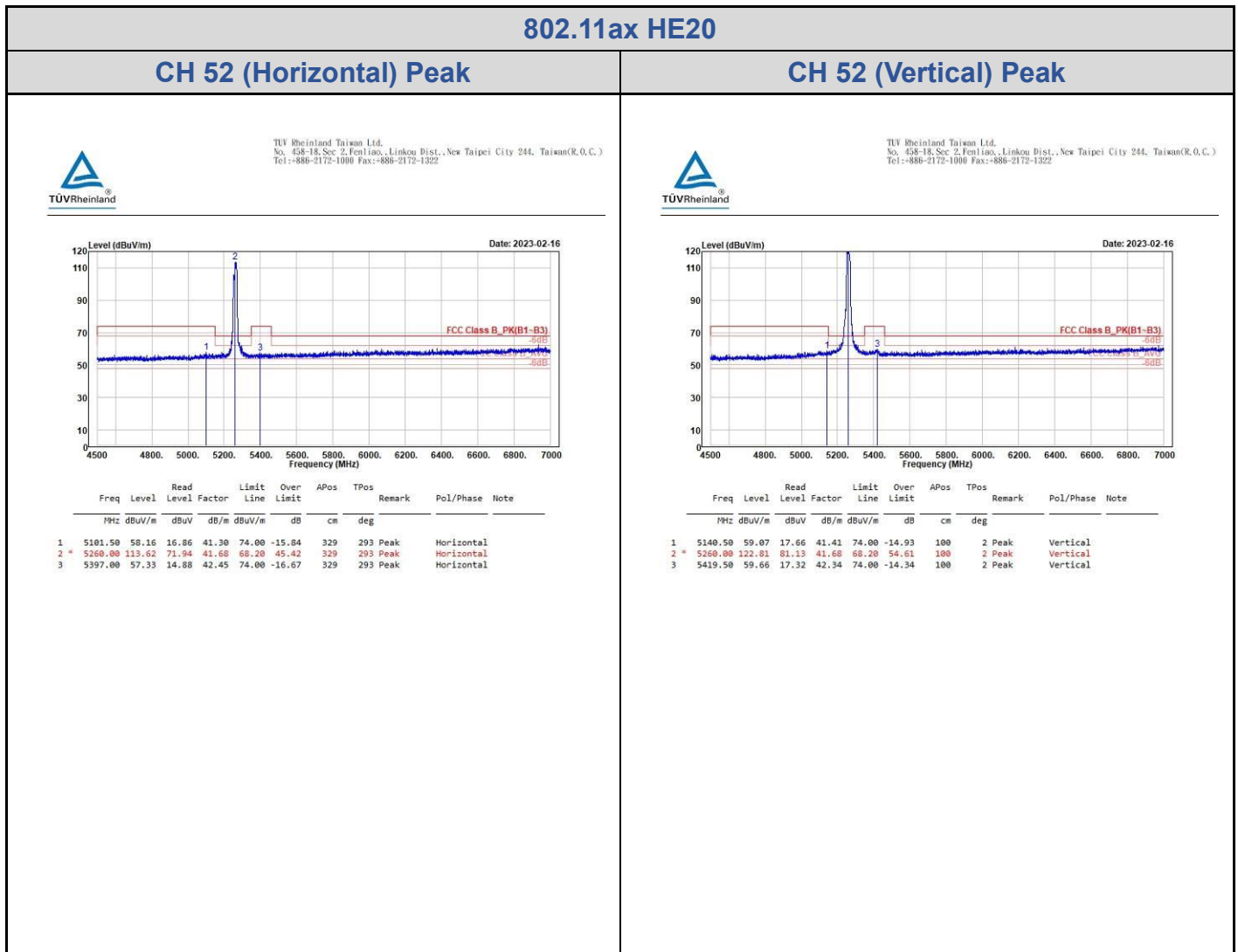


TUV Rheinland Taiwan Ltd.
No. 438-18, Sec 2, Fenliao, Linkou Dist., New Taipei City 244, Taiwan(R.O.C.)
Tel: +886-2172-1000 Fax: +886-2172-1322



Freq	Level	Read	Limit	Over	APos	TPos	Remark	Pol/Phase	Note
MHz	dBuV/m	dBuV	dB/m	dBuV/m	dB	cm	deg		
1	5150.00	51.89	10.46	41.43	54.00	-2.11	100	102	Average Vertical
2	5210.00	99.19	57.54	41.65	54.00	45.19	100	102	Average Vertical
3	5402.50	44.24	1.77	42.47	54.00	-9.76	100	102	Average Vertical

Band Edges, 5.35GHz
U-NII-2A



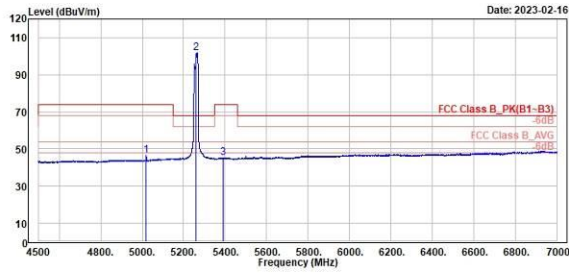
802.11ax HE20

CH 52 (Horizontal) Average

CH 52 (Vertical) Average



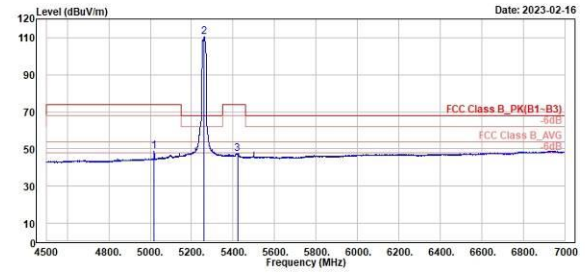
TUV Rheinland Taiwan Ltd.
No. 438-18, Sec 2, Fenliao, Linkou Dist., New Taipei City 244, Taiwan(R.O.C.)
Tel: +886-2172-1000 Fax: +886-2172-1322



Read	Limit	Over	APos	TPos	Remark	Pol/Phase	Note
Level	Line	Limit					
Factor							
dB/m	dBuV/m	dB	cm	deg			
5.53	41.19	54.00	-7.28	329	293 Average	Horizontal	
60.00	41.68	54.00	47.68	329	293 Average	Horizontal	
2.94	42.37	54.00	-8.69	329	293 Average	Horizontal	



TUV Rheinland Taiwan Ltd.
No. 438-18, Sec 2, Fenliao, Linkou Dist., New Taipei City 244, Taiwan(R.O.C.)
Tel: +886-2172-1000 Fax: +886-2172-1322



Read	Limit	Over	APos	TPos	Remark	Pol/Phase	Note
Level	Line	Limit					
Factor							
dB/m	dBuV/m	dB	cm	deg			
7.45	41.19	54.00	-5.36	100	2 Average	Vertical	
68.78	41.68	54.00	56.46	100	2 Average	Vertical	
5.13	42.33	54.00	-6.54	100	2 Average	Vertical	

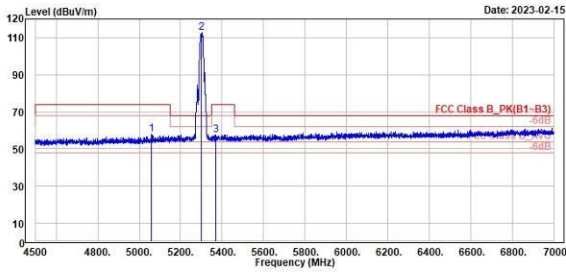
802.11ax HE20

CH 60 (Horizontal) Peak

CH 60 (Vertical) Peak



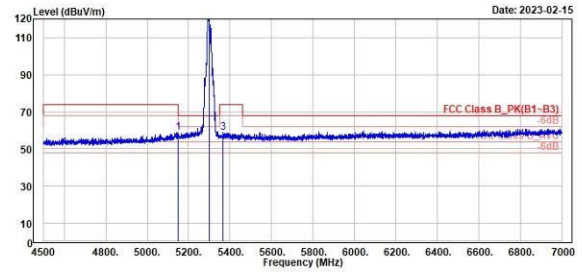
TUV Rheinland Taiwan Ltd.
No. 438-18, Sec 2, Fenliiao, Linkou Dist., New Taipei City 244, Taiwan(R.O.C.)
Tel: +886-2172-1010 Fax: +886-2172-1322



Peak	Freq (MHz)	Level (dBuV/m)	Read Level (dBuV)	Factor (dB/m)	Limit Line (dBuV/m)	Over Limit (dB)	APos (cm)	TPos (deg)	Remark	Pol/Phase	Note
1	5869.00	57.92	16.64	41.28	74.00	-16.08	100	299	Peak	Horizontal	
2 *	5368.00	112.78	79.67	42.03	68.28	44.50	100	299	Peak	Horizontal	
3	5368.00	57.44	15.42	42.02	74.00	-16.56	100	299	Peak	Horizontal	



TUV Rheinland Taiwan Ltd.
No. 438-18, Sec 2, Fenliiao, Linkou Dist., New Taipei City 244, Taiwan(R.O.C.)
Tel: +886-2172-1010 Fax: +886-2172-1322



Peak	Freq (MHz)	Level (dBuV/m)	Read Level (dBuV)	Factor (dB/m)	Limit Line (dBuV/m)	Over Limit (dB)	APos (cm)	TPos (deg)	Remark	Pol/Phase	Note
1	5148.50	58.89	17.46	41.43	74.00	-15.11	100	7	Peak	Vertical	
2 *	5365.00	121.77	79.74	42.03	68.28	53.57	100	7	Peak	Vertical	
3	5365.50	58.82	16.83	41.99	74.00	-15.18	100	7	Peak	Vertical	

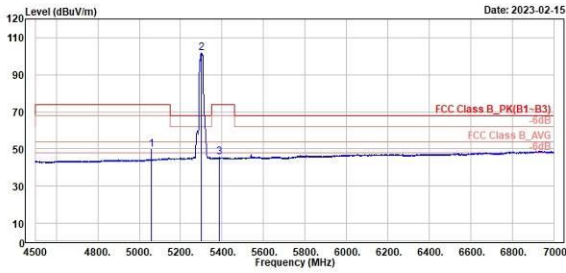
802.11ax HE20

CH 60 (Horizontal) Average

CH 60 (Vertical) Average



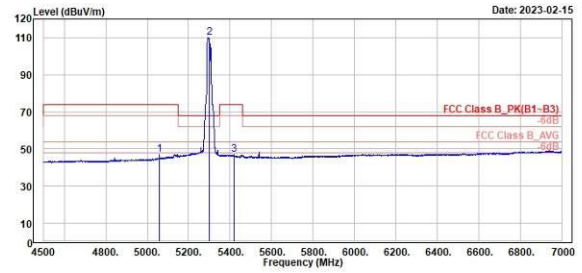
TÜV Rheinland Taiwan Ltd.
No. 438-18, Sec 2, Fenliao, Linkou Dist., New Taipei City 244, Taiwan(R.O.C.)
Tel: +886-2172-1010 Fax: +886-2172-1322



1	2	3
Level	Level	Level
Factor	Factor	Factor
Limit	Limit	Limit
Over	Over	Over
Apos	Apos	Apos
TPos	TPos	TPos
Remark	Remark	Remark
Pol/Phase	Pol/Phase	Pol/Phase
Note	Note	Note
5860.00	5388.00	5388.00
49.63	101.91	45.45
8.35	59.88	3.14
41.28	42.63	42.31
54.00	54.00	54.00
-4.37	47.91	-8.55
100	100	100
299	299	299
Average	Average	Average
Horizontal	Horizontal	Horizontal



TÜV Rheinland Taiwan Ltd.
No. 438-18, Sec 2, Fenliao, Linkou Dist., New Taipei City 244, Taiwan(R.O.C.)
Tel: +886-2172-1010 Fax: +886-2172-1322



1	2	3
Level	Level	Level
Factor	Factor	Factor
Limit	Limit	Limit
Over	Over	Over
Apos	Apos	Apos
TPos	TPos	TPos
Remark	Remark	Remark
Pol/Phase	Pol/Phase	Pol/Phase
Note	Note	Note
5860.00	5388.00	5420.00
47.16	110.00	46.83
5.88	67.87	4.49
41.28	42.63	42.34
54.00	54.00	54.00
-6.84	56.00	-7.17
100	100	100
7	7	7
Average	Average	Average
Vertical	Vertical	Vertical

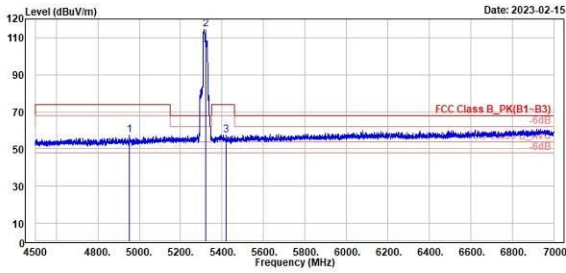
802.11ax HE20

CH 64 (Horizontal) Peak

CH 64 (Vertical) Peak



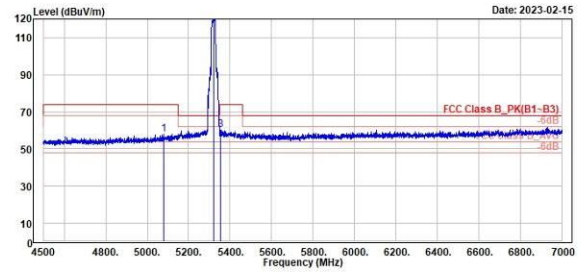
TUV Rheinland Taiwan Ltd.
No. 438-18, Sec 2, Fenliiao, Linkou Dist., New Taipei City 244, Taiwan(R.O.C.)
Tel: +886-2172-1000 Fax: +886-2172-1322



Peak	Freq (MHz)	Level (dBuV/m)	Read Level (dBuV)	Factor (dB/m)	Limit Line (dBuV/m)	Over Limit (dB)	APos (cm)	TPos (deg)	Remark	Pol/Phase	Note
1	4953.00	57.65	16.54	41.11	74.00	-16.35	224	314	Peak	Horizontal	
2 *	5320.00	134.62	72.70	41.92	68.28	46.42	224	314	Peak	Horizontal	
3	5418.50	57.62	15.27	42.35	74.00	-16.38	224	314	Peak	Horizontal	



TUV Rheinland Taiwan Ltd.
No. 438-18, Sec 2, Fenliiao, Linkou Dist., New Taipei City 244, Taiwan(R.O.C.)
Tel: +886-2172-1000 Fax: +886-2172-1322



Peak	Freq (MHz)	Level (dBuV/m)	Read Level (dBuV)	Factor (dB/m)	Limit Line (dBuV/m)	Over Limit (dB)	APos (cm)	TPos (deg)	Remark	Pol/Phase	Note
1	5000.00	58.14	16.85	41.29	74.00	-15.86	100	2	Peak	Vertical	
2 *	5320.00	121.72	79.80	41.92	68.28	53.52	100	2	Peak	Vertical	
3	5353.50	60.34	18.53	41.81	74.00	-13.66	100	2	Peak	Vertical	

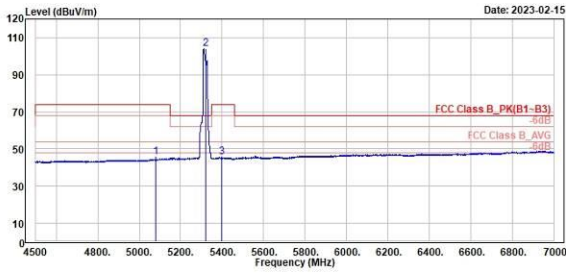
802.11ax HE20

CH 64 (Horizontal) Average

CH 64 (Vertical) Average



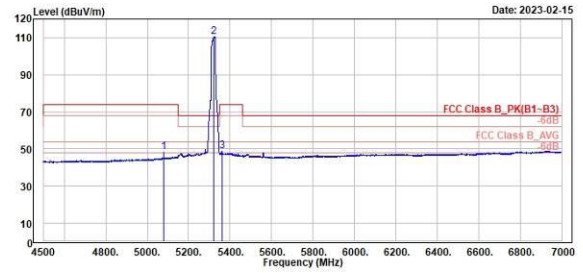
TUV Rheinland Taiwan Ltd.
No. 438-18, Sec 2, Fenliao, Linkou Dist., New Taipei City 244, Taiwan(R.O.C.)
Tel: +886-2172-1010 Fax: +886-2172-1322



Read	Limit	Over	APos	TPos	Remark	Pol/Phase	Note
Level	Line	Limit					
Factor							
dB/m	dBuV/m	dB	cm	deg			
4.30	54.00	-8.41	224	314	Average	Horizontal	
62.10	54.00	58.02	224	314	Average	Horizontal	
3.01	54.00	-8.51	224	314	Average	Horizontal	



TUV Rheinland Taiwan Ltd.
No. 438-18, Sec 2, Fenliao, Linkou Dist., New Taipei City 244, Taiwan(R.O.C.)
Tel: +886-2172-1010 Fax: +886-2172-1322



Read	Limit	Over	APos	TPos	Remark	Pol/Phase	Note
Level	Line	Limit					
Factor							
dB/m	dBuV/m	dB	cm	deg			
6.95	54.00	-5.76	100	2	Average	Vertical	
68.88	54.00	56.52	100	2	Average	Vertical	
6.96	54.00	-5.14	100	2	Average	Vertical	

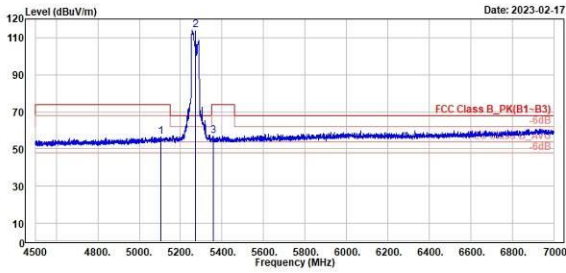
802.11ax HE40

CH 54 (Horizontal) Peak

CH 54 (Vertical) Peak



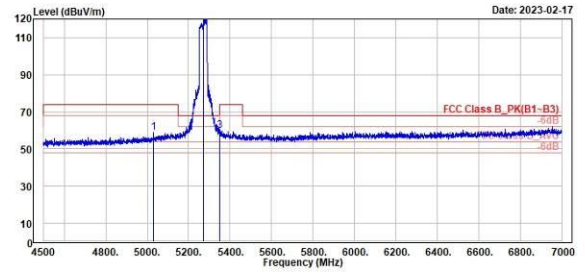
TUV Rheinland Taiwan Ltd.
No. 438-18, Sec 2, Fenliao, Linkou Dist., New Taipei City 244, Taiwan(R.O.C.)
Tel: +886-2172-1000 Fax: +886-2172-1322



Peak	Freq (MHz)	Level (dBuV/m)	Read Level (dBuV)	Factor (dB/m)	Limit Line (dBuV/m)	Over Limit (dB)	APos (cm)	TPos (deg)	Remark	Pol/Phase	Note
1	5186.00	56.69	14.09	42.60	74.00	-17.31	347	277	Peak	Horizontal	
2 *	5278.00	114.25	71.29	42.96	68.28	46.05	347	277	Peak	Horizontal	
3	5358.00	57.26	14.26	43.00	74.00	-16.74	347	277	Peak	Horizontal	



TUV Rheinland Taiwan Ltd.
No. 438-18, Sec 2, Fenliao, Linkou Dist., New Taipei City 244, Taiwan(R.O.C.)
Tel: +886-2172-1000 Fax: +886-2172-1322



Peak	Freq (MHz)	Level (dBuV/m)	Read Level (dBuV)	Factor (dB/m)	Limit Line (dBuV/m)	Over Limit (dB)	APos (cm)	TPos (deg)	Remark	Pol/Phase	Note
1	5038.50	58.85	16.29	42.56	74.00	-15.15	100	360	Peak	Vertical	
2 *	5278.00	128.52	77.56	42.96	68.28	52.32	100	360	Peak	Vertical	
3	5351.00	59.92	16.95	42.97	74.00	-14.08	100	360	Peak	Vertical	

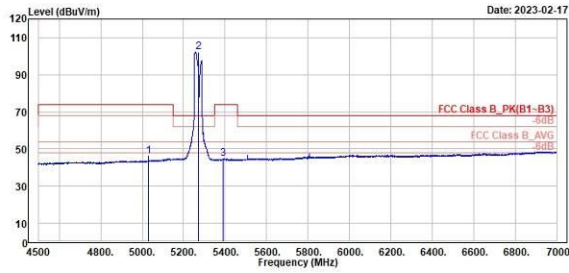
802.11ax HE40

CH 54 (Horizontal) Average

CH 54 (Vertical) Average



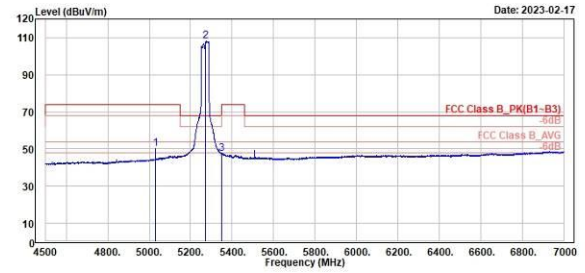
TUV Rheinland Taiwan Ltd.
No. 438-18, Sec 2, Fenliiao, Linkou Dist., New Taipei City 244, Taiwan(R.O.C.)
Tel: +886-2172-1000 Fax: +886-2172-1322



1	2	3
5838.00	5278.00	5388.50
46.26	102.29	44.86
3.70	59.33	1.71
42.56	42.96	43.15
54.00	54.00	54.00
-7.74	48.29	-9.14
347	347	347
277	277	277
Average	Average	Average
Horizontal	Horizontal	Horizontal



TUV Rheinland Taiwan Ltd.
No. 438-18, Sec 2, Fenliiao, Linkou Dist., New Taipei City 244, Taiwan(R.O.C.)
Tel: +886-2172-1000 Fax: +886-2172-1322



1	2	3
5838.00	5278.00	5350.00
50.09	108.24	47.59
7.53	65.28	4.62
42.56	42.96	42.97
54.00	54.00	54.00
-3.91	54.24	-6.41
100	100	100
360	360	360
Average	Average	Average
Vertical	Vertical	Vertical

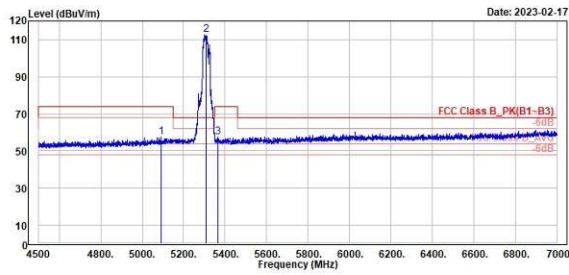
802.11ax HE40

CH 62 (Horizontal) Peak

CH 62 (Vertical) Peak



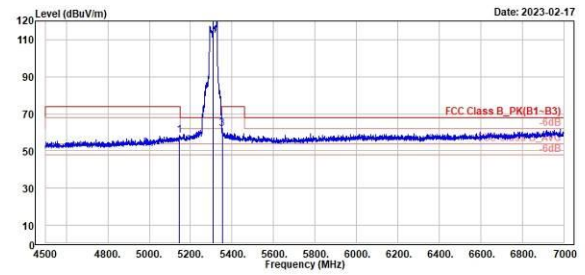
TUV Rheinland Taiwan Ltd.
No. 438-18, Sec 2, Fenliiao, Linkou Dist., New Taipei City 244, Taiwan(R.O.C.)
Tel: +886-2172-1000 Fax: +886-2172-1322



Peak	Freq (MHz)	Level (dBuV/m)	Read Level (dBuV)	Factor (dB/m)	Limit Line (dBuV/m)	Over Limit (dB)	APos (cm)	TPos (deg)	Remark	Pol/Phase	Note
1	5890.00	57.66	15.09	42.57	74.00	-16.34	100	299	Peak	Horizontal	
2 *	5318.00	112.72	69.79	42.93	68.28	44.52	100	299	Peak	Horizontal	
3	5364.00	57.37	14.33	43.04	74.00	-16.63	100	299	Peak	Horizontal	



TUV Rheinland Taiwan Ltd.
No. 438-18, Sec 2, Fenliiao, Linkou Dist., New Taipei City 244, Taiwan(R.O.C.)
Tel: +886-2172-1000 Fax: +886-2172-1322



Peak	Freq (MHz)	Level (dBuV/m)	Read Level (dBuV)	Factor (dB/m)	Limit Line (dBuV/m)	Over Limit (dB)	APos (cm)	TPos (deg)	Remark	Pol/Phase	Note
1	5145.50	58.56	15.70	42.86	74.00	-15.44	100	360	Peak	Vertical	
2 *	5318.00	120.49	77.56	42.93	68.28	52.29	100	360	Peak	Vertical	
3	5351.50	62.11	19.13	42.98	74.00	-11.89	100	360	Peak	Vertical	

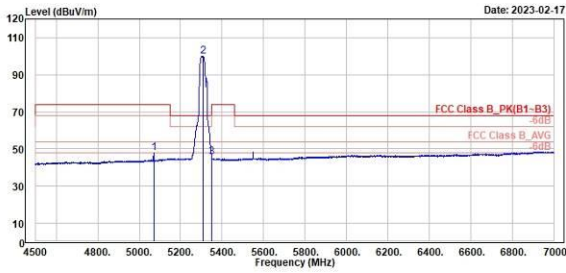
802.11ax HE40

CH 62 (Horizontal) Average

CH 62 (Vertical) Average



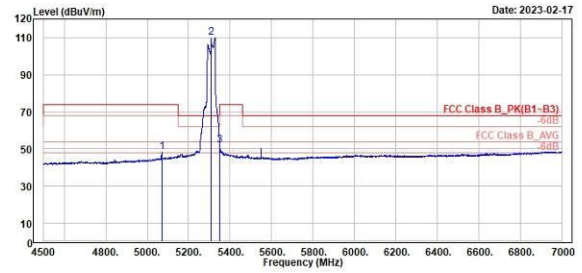
TUV Rheinland Taiwan Ltd.
No. 438-18, Sec 2, Fenliiao, Linkou Dist., New Taipei City 244, Taiwan(R.O.C.)
Tel: +886-2172-1010 Fax: +886-2172-1322



Freq	Level	Read Level	Factor	Limit Line	Over Limit	APos	TPos	Remark	Pol/Phase	Note
MHz	dBuV/m	dBuV	dB/m	dBuV/m	dB	cm	deg			
1	5870.00	47.88	5.29	42.59	54.00	-6.12	100	299 Average	Horizontal	
2 *	5318.00	100.13	57.20	42.93	54.00	46.13	100	299 Average	Horizontal	
3	5350.00	45.78	2.81	42.97	54.00	-8.22	100	299 Average	Horizontal	



TUV Rheinland Taiwan Ltd.
No. 438-18, Sec 2, Fenliiao, Linkou Dist., New Taipei City 244, Taiwan(R.O.C.)
Tel: +886-2172-1010 Fax: +886-2172-1322



Freq	Level	Read Level	Factor	Limit Line	Over Limit	APos	TPos	Remark	Pol/Phase	Note
MHz	dBuV/m	dBuV	dB/m	dBuV/m	dB	cm	deg			
1	5870.00	48.40	5.81	42.59	54.00	-5.60	100	360 Average	Vertical	
2 *	5318.00	109.81	66.88	42.93	54.00	55.81	100	360 Average	Vertical	
3	5350.00	51.97	9.00	42.97	54.00	-2.03	100	360 Average	Vertical	

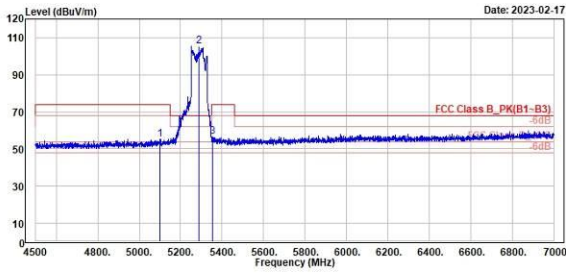
802.11ax HE80

CH 58 (Horizontal) Peak

CH 58 (Vertical) Peak



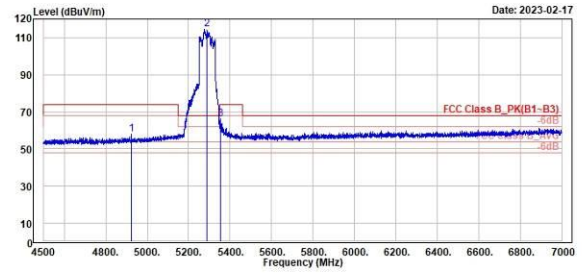
TUV Rheinland Taiwan Ltd.
No. 438-18, Sec 2, Fenliao, Linkou Dist., New Taipei City 244, Taiwan(R.O.C.)
Tel: +886-2172-1000 Fax: +886-2172-1322



Peak	Freq (MHz)	Level (dBuV/m)	Read Level (dBuV)	Factor (dB/m)	Limit Line (dBuV/m)	Over Limit (dB)	APos (cm)	TPos (deg)	Remark	Pol/Phase	Note
1	5181.00	55.42	14.12	41.30	74.00	-18.58	243	316	Peak	Horizontal	
2 *	5290.00	105.43	63.49	41.94	68.28	37.23	243	316	Peak	Horizontal	
3	5355.00	56.46	14.63	41.83	74.00	-17.54	243	316	Peak	Horizontal	



TUV Rheinland Taiwan Ltd.
No. 438-18, Sec 2, Fenliao, Linkou Dist., New Taipei City 244, Taiwan(R.O.C.)
Tel: +886-2172-1000 Fax: +886-2172-1322



Peak	Freq (MHz)	Level (dBuV/m)	Read Level (dBuV)	Factor (dB/m)	Limit Line (dBuV/m)	Over Limit (dB)	APos (cm)	TPos (deg)	Remark	Pol/Phase	Note
1	4925.00	57.73	16.69	41.04	74.00	-16.27	100	114	Peak	Vertical	
2 *	5290.00	114.78	72.76	41.94	68.28	46.50	100	114	Peak	Vertical	
3	5355.00	66.17	24.34	41.83	74.00	-7.83	100	114	Peak	Vertical	

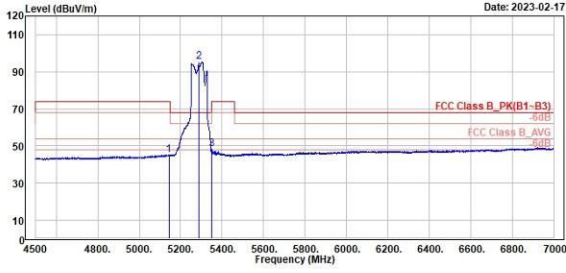
802.11ax HE80

CH 58 (Horizontal) Average

CH 58 (Vertical) Average



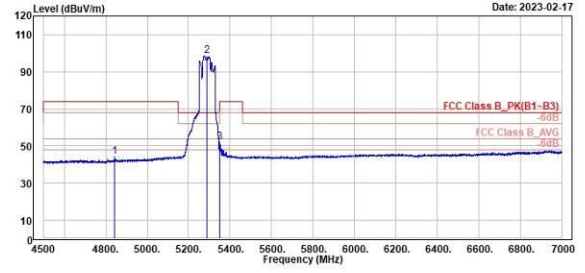
TUV Rheinland Taiwan Ltd.
No. 438-18, Sec 2, Fenliiao, Linkou Dist., New Taipei City 244, Taiwan(R.O.C.)
Tel: +886-2172-1000 Fax: +886-2172-1322



Read	Limit	Over	APos	TPos	Remark	Pol/Phase	Note
Level	Line	Limit					
Factor							
dB/m	dBuV/m	dB	cm	deg			
3.79	41.42	54.00	-8.79	243	316 Average	Horizontal	
53.44	41.94	54.00	41.38	243	316 Average	Horizontal	
6.47	41.76	54.00	-5.77	243	316 Average	Horizontal	



TUV Rheinland Taiwan Ltd.
No. 438-18, Sec 2, Fenliiao, Linkou Dist., New Taipei City 244, Taiwan(R.O.C.)
Tel: +886-2172-1000 Fax: +886-2172-1322



Read	Limit	Over	APos	TPos	Remark	Pol/Phase	Note
Level	Line	Limit					
Factor							
dB/m	dBuV/m	dB	cm	deg			
3.20	41.12	54.00	-9.68	100	114 Average	Vertical	
56.59	41.94	54.00	44.53	100	114 Average	Vertical	
10.44	41.76	54.00	-1.80	100	114 Average	Vertical	

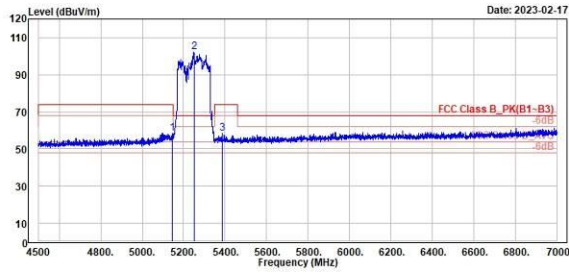
802.11ax HE160

CH 50 (Horizontal) Peak

CH 50 (Vertical) Peak



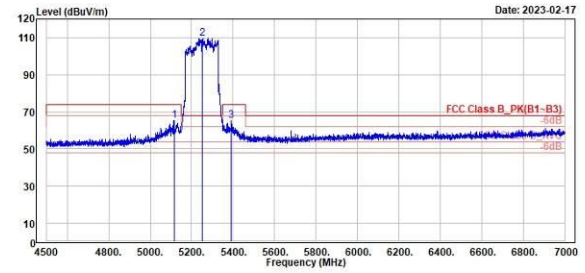
TUV Rheinland Taiwan Ltd.
No. 438-18, Sec 2, Fenliao, Linkou Dist., New Taipei City 244, Taiwan(R.O.C.)
Tel: +886-2172-1010 Fax: +886-2172-1322



Peak	Freq (MHz)	Level (dBuV/m)	Read Level (dBuV)	Factor (dB/m)	Limit Line (dBuV/m)	Over Limit (dB)	APos (cm)	TPos (deg)	Remark	Pol/Phase	Note
1	5146.59	58.53	15.66	42.87	74.00	-15.47	188	314	Peak	HORIZONTAL	
2 *	5250.00	102.07	59.09	42.98	68.28	33.87	188	314	Peak	HORIZONTAL	
3	5386.50	58.45	15.30	43.15	74.00	-15.55	188	314	Peak	HORIZONTAL	



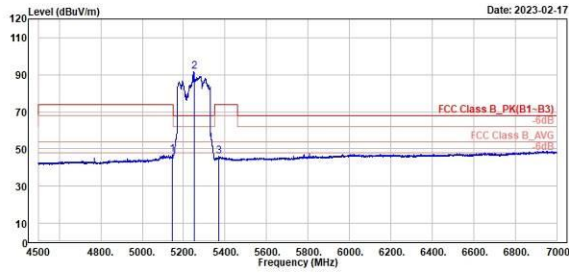
TUV Rheinland Taiwan Ltd.
No. 438-18, Sec 2, Fenliao, Linkou Dist., New Taipei City 244, Taiwan(R.O.C.)
Tel: +886-2172-1010 Fax: +886-2172-1322



Peak	Freq (MHz)	Level (dBuV/m)	Read Level (dBuV)	Factor (dB/m)	Limit Line (dBuV/m)	Over Limit (dB)	APos (cm)	TPos (deg)	Remark	Pol/Phase	Note
1	5115.00	65.42	22.76	42.66	74.00	-8.58	180	360	Peak	Vertical	
2 *	5250.00	109.56	66.58	42.98	68.28	41.36	180	360	Peak	Vertical	
3	5391.50	65.15	21.98	43.17	74.00	-8.85	180	360	Peak	Vertical	

802.11ax HE160
CH 50 (Horizontal) Average
CH 50 (Vertical) Average

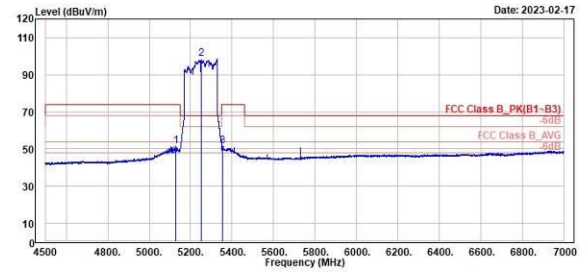

TÜV Rheinland Taiwan Ltd.
 No. 438-18, Sec 2, Fenliiao, Linkou Dist., New Taipei City 244, Taiwan(R.O.C.)
 Tel: +886-2172-1000 Fax: +886-2172-1322



Freq	Level	Read Level	Factor	Limit Line	Over Limit	APos	TPos	Remark	Pol/Phase	Note
MHz	dBuV/m	dBuV	dB/m	dBuV/m	dB	cm	deg			
1	5145.59	47.04	4.18	42.86	54.00	-6.96	188	314 Average	HORIZONTAL	
2	5250.00	91.87	48.89	42.98	54.00	37.87	188	314 Average	HORIZONTAL	
3	5370.50	45.89	2.83	43.06	54.00	-8.11	188	314 Average	HORIZONTAL	



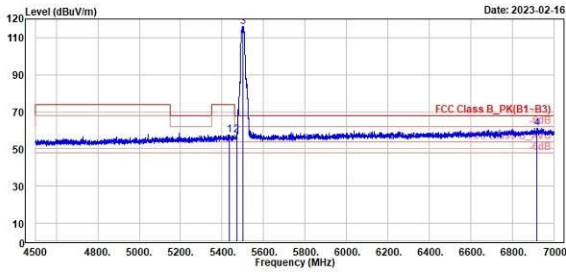
TÜV Rheinland Taiwan Ltd.
 No. 438-18, Sec 2, Fenliiao, Linkou Dist., New Taipei City 244, Taiwan(R.O.C.)
 Tel: +886-2172-1000 Fax: +886-2172-1322



Freq	Level	Read Level	Factor	Limit Line	Over Limit	APos	TPos	Remark	Pol/Phase	Note
MHz	dBuV/m	dBuV	dB/m	dBuV/m	dB	cm	deg			
1	5120.00	51.72	8.97	42.75	54.00	-2.28	180	360 Average	Vertical	
2	5250.00	98.49	55.21	42.98	54.00	44.49	180	360 Average	Vertical	
3	5354.50	51.69	8.70	42.99	54.00	-2.31	180	360 Average	Vertical	

Band Edges, 5.3GHz ~ 5.47GHz, 5.725GHz
U-NII-2C
802.11ax HE20
CH 100 (Horizontal) Peak
CH 100 (Vertical) Peak

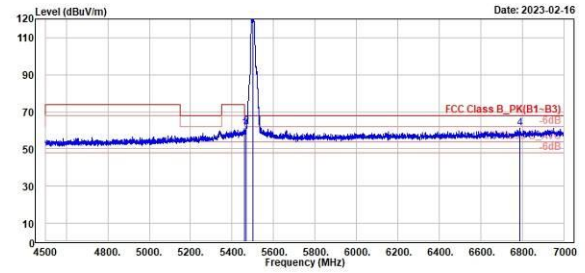

TÜV Rheinland Taiwan Ltd.
 No. 438-18, Sec 2, Fenliao, Linkou Dist., New Taipei City 244, Taiwan(R.O.C.)
 Tel: +886-2172-1000 Fax: +886-2172-1322



	Freq	Level	Read	Limit	Over	APos	TPos	Remark	Pol/Phase	Note
	MHz	dBuV/m	dBuV	dB/m	dBuV/m	dB	cm	deg		
1	5434.59	57.66	15.43	42.23	74.00	-16.34	100	296 Peak	Horizontal	
2	5470.00	57.30	15.09	42.21	68.20	-10.90	100	296 Peak	Horizontal	
3 *	5500.00	116.12	73.77	42.35	68.20	47.92	100	296 Peak	Horizontal	
4	6919.00	61.36	17.63	43.73	68.20	-6.84	100	296 Peak	Horizontal	



TÜV Rheinland Taiwan Ltd.
 No. 438-18, Sec 2, Fenliao, Linkou Dist., New Taipei City 244, Taiwan(R.O.C.)
 Tel: +886-2172-1000 Fax: +886-2172-1322



	Freq	Level	Read	Limit	Over	APos	TPos	Remark	Pol/Phase	Note
	MHz	dBuV/m	dBuV	dB/m	dBuV/m	dB	cm	deg		
1	5459.50	61.19	19.03	42.16	74.00	-12.81	105	2 Peak	Vertical	
2	5467.00	62.07	19.87	42.20	68.20	-6.13	105	2 Peak	Vertical	
3 *	5500.00	121.34	78.99	42.35	68.20	53.14	105	2 Peak	Vertical	
4	6786.50	61.02	17.25	43.77	68.20	-7.18	105	2 Peak	Vertical	

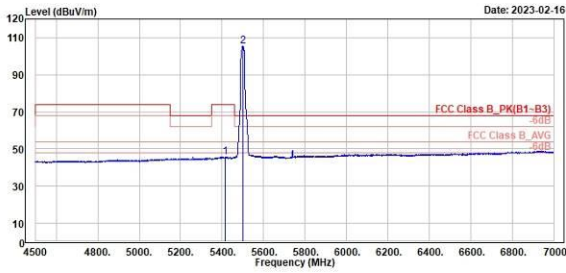
802.11ax HE20

CH 100 (Horizontal) Average

CH 100 (Vertical) Average



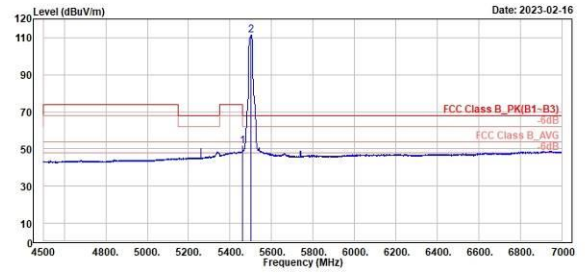
TÜV Rheinland Taiwan Ltd.
No. 438-18, Sec 2, Fenliiao, Linkou Dist., New Taipei City 244, Taiwan(R.O.C.)
Tel: +886-2172-1000 Fax: +886-2172-1322



Read	Limit	Over	APos	TPos	Remark	Pol/Phase	Note	
Level	Line	Limit						
Factor								
dB/m	dB/m	dB	cm	deg				
1	5414.00	45.70	3.31	42.39	54.00	-8.30	100	296 Average Horizontal
2	5580.00	105.31	62.96	42.35	54.00	51.31	100	296 Average Horizontal



TÜV Rheinland Taiwan Ltd.
No. 438-18, Sec 2, Fenliiao, Linkou Dist., New Taipei City 244, Taiwan(R.O.C.)
Tel: +886-2172-1000 Fax: +886-2172-1322



Read	Limit	Over	APos	TPos	Remark	Pol/Phase	Note	
Level	Line	Limit						
Factor								
dB/m	dB/m	dB	cm	deg				
1	5460.00	51.33	9.16	42.17	54.00	-2.67	105	2 Average Vertical
2	5580.00	111.51	69.16	42.35	54.00	57.51	105	2 Average Vertical

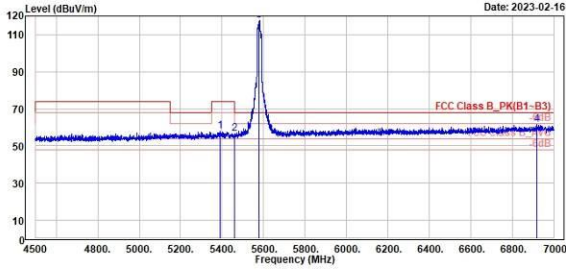
802.11ax HE20

CH 116 (Horizontal) Peak

CH 116 (Vertical) Peak



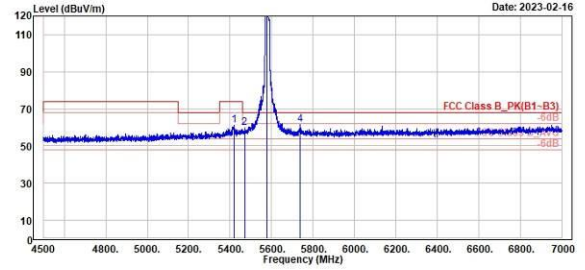
TUV Rheinland Taiwan Ltd.
No. 438-18, Sec 2, Fenliao, Linkou Dist., New Taipei City 244, Taiwan(R.O.C.)
Tel: +886-2172-1010 Fax: +886-2172-1322



	Freq	Level	Read	Limit	Over	APos	TPos	Remark	Pol/Phase	Note
	MHz	dBuV/m	dBuV	dB/m	dBuV/m	dB	cm	deg		
1	5391.50	57.00	15.44	42.36	74.00	-16.20	100	290 Peak	Horizontal	
2	5461.50	56.72	14.54	42.18	68.20	-11.48	100	290 Peak	Horizontal	
3 *	5580.00	117.52	75.28	42.24	68.20	49.32	100	290 Peak	Horizontal	
4	6918.00	61.37	17.64	43.73	68.20	-6.83	100	290 Peak	Horizontal	



TUV Rheinland Taiwan Ltd.
No. 438-18, Sec 2, Fenliao, Linkou Dist., New Taipei City 244, Taiwan(R.O.C.)
Tel: +886-2172-1010 Fax: +886-2172-1322



	Freq	Level	Read	Limit	Over	APos	TPos	Remark	Pol/Phase	Note
	MHz	dBuV/m	dBuV	dB/m	dBuV/m	dB	cm	deg		
1	5417.50	61.05	18.69	42.36	74.00	-12.95	100	3 Peak	Vertical	
2	5470.00	59.78	17.57	42.21	68.20	-8.42	100	3 Peak	Vertical	
3 *	5580.00	125.90	83.66	42.24	68.20	57.70	100	3 Peak	Vertical	
4	5737.00	61.45	18.90	42.55	68.20	-6.75	100	3 Peak	Vertical	

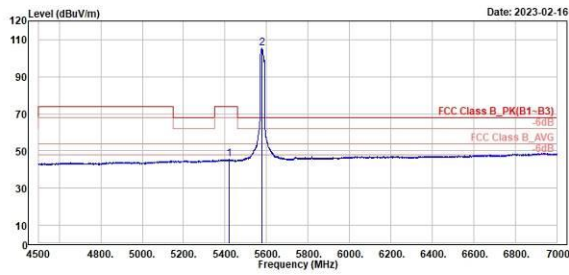
802.11ax HE20

CH 116 (Horizontal) Average

CH 116 (Vertical) Average



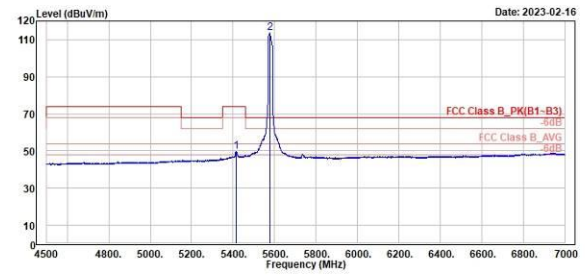
TÜV Rheinland Taiwan Ltd.
No. 438-18, Sec 2, Fenliiao, Linkou Dist., New Taipei City 244, Taiwan(R.O.C.)
Tel: +886-2172-1010 Fax: +886-2172-1322



	Read	Limit	Over	APos	TPos	Remark	Pol/Phase	Note
1	Level	Line	Limit	cm	deg			
Freq	Level	Factor	dB/m	dBuV/m	dB			
MHz	dBuV/m	dBuV	dB/m	dBuV/m	dB			
1	5420.58	45.41	3.07	42.34	54.00	-8.59	100	290 Average Horizontal
2	5580.00	105.38	63.14	42.24	54.00	51.38	100	290 Average Horizontal



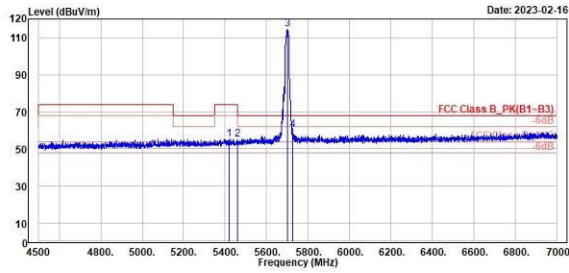
TÜV Rheinland Taiwan Ltd.
No. 438-18, Sec 2, Fenliiao, Linkou Dist., New Taipei City 244, Taiwan(R.O.C.)
Tel: +886-2172-1010 Fax: +886-2172-1322



	Read	Limit	Over	APos	TPos	Remark	Pol/Phase	Note
1	Level	Line	Limit	cm	deg			
Freq	Level	Factor	dB/m	dBuV/m	dB			
MHz	dBuV/m	dBuV	dB/m	dBuV/m	dB			
1	5414.00	49.65	7.26	42.39	54.00	-4.35	100	3 Average Vertical
2	5580.00	113.44	71.28	42.24	54.00	59.44	100	3 Average Vertical

802.11ax HE20
CH 140 (Horizontal) Peak
CH 140 (Vertical) Peak

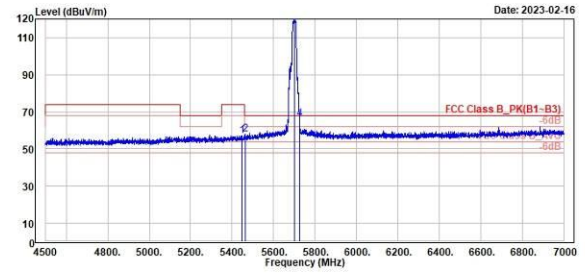

TÜV Rheinland Taiwan Ltd.
 No. 438-18, Sec 2, Fenliiao, Linkou Dist., New Taipei City 244, Taiwan(R.O.C.)
 Tel: +886-2172-1000 Fax: +886-2172-1322



Peak	Freq	Level	Read Level	Factor	Limit Line	Over Limit	APos	TPos	Remark	Pol/Phase	Note
	MHz	dBuV/m	dBuV	dB/m	dBuV/m	dB	cm	deg			
1	5419.59	55.22	12.88	42.34	74.00	-18.78	264	342	Peak	Horizontal	
2	5469.00	55.20	13.03	42.17	68.20	-13.00	264	342	Peak	Horizontal	
3 *	5700.00	114.70	72.33	42.37	68.20	46.50	264	342	Peak	Horizontal	
4	5725.00	60.06	17.57	42.49	68.20	-8.14	264	342	Peak	Horizontal	



TÜV Rheinland Taiwan Ltd.
 No. 438-18, Sec 2, Fenliiao, Linkou Dist., New Taipei City 244, Taiwan(R.O.C.)
 Tel: +886-2172-1000 Fax: +886-2172-1322



Peak	Freq	Level	Read Level	Factor	Limit Line	Over Limit	APos	TPos	Remark	Pol/Phase	Note
	MHz	dBuV/m	dBuV	dB/m	dBuV/m	dB	cm	deg			
1	5449.00	57.16	15.83	42.13	74.00	-16.84	100	102	Peak	Vertical	
2	5463.50	57.90	15.72	42.18	68.20	-10.30	100	102	Peak	Vertical	
3 *	5700.00	119.74	77.37	42.37	68.20	51.54	100	102	Peak	Vertical	
4 !	5725.00	66.38	23.89	42.49	68.20	-1.82	100	102	Peak	Vertical	

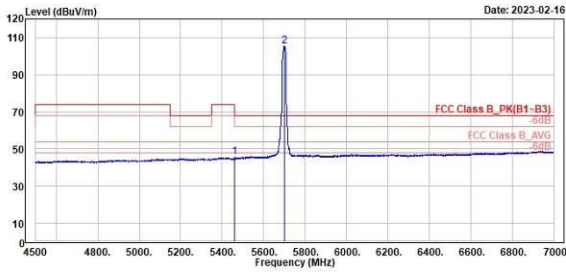
802.11ax HE20

CH 140 (Horizontal) Average

CH 140 (Vertical) Average



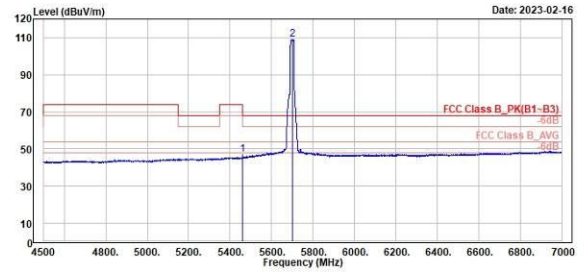
TUV Rheinland Taiwan Ltd.
No. 438-18, Sec 2, Fenliao, Linkou Dist., New Taipei City 244, Taiwan(R.O.C.)
Tel: +886-2172-1010 Fax: +886-2172-1322



Read	Limit	Over	APos	TPos	Remark	Pol/Phase	Note				
Level	Line	Limit	cm	deg							
Factor	dB/m	dB									
dBuV	dB/m	dBuV/m									
Level	Line	Line	Line	Line	Line	Line	Line				
Factor	Factor	Factor	Factor	Factor	Factor	Factor	Factor				
dB/m	dB/m	dB/m	dB/m	dB/m	dB/m	dB/m	dB/m				
1	5460.00	45.84	3.67	42.17	54.00	-8.16	264	342	Average	Horizontal	
2	5700.00	105.49	63.12	42.37	54.00	51.49	264	342	Average	Horizontal	



TUV Rheinland Taiwan Ltd.
No. 438-18, Sec 2, Fenliao, Linkou Dist., New Taipei City 244, Taiwan(R.O.C.)
Tel: +886-2172-1010 Fax: +886-2172-1322



Read	Limit	Over	APos	TPos	Remark	Pol/Phase	Note				
Level	Line	Limit	cm	deg							
Factor	dB/m	dB									
dBuV	dB/m	dBuV/m									
Level	Line	Line	Line	Line	Line	Line	Line				
Factor	Factor	Factor	Factor	Factor	Factor	Factor	Factor				
dB/m	dB/m	dB/m	dB/m	dB/m	dB/m	dB/m	dB/m				
1	5460.00	47.14	4.97	42.17	54.00	-6.86	100	102	Average	Vertical	
2	5700.00	108.99	66.62	42.37	54.00	54.99	100	102	Average	Vertical	

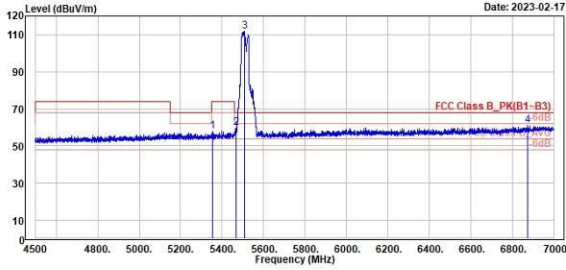
802.11ax HE40

CH 102 (Horizontal) Peak

CH 102 (Vertical) Peak



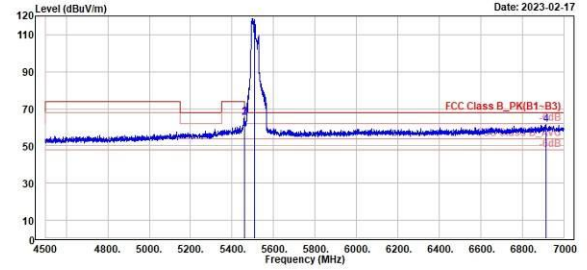
TUV Rheinland Taiwan Ltd.
No. 438-18, Sec 2, Fenliao, Linkou Dist., New Taipei City 244, Taiwan(R.O.C.)
Tel: +886-2172-1000 Fax: +886-2172-1322



Peak	Freq (MHz)	Level (dBuV/m)	Read Level (dBuV)	Level Factor (dB/m)	Limit Line (dBuV/m)	Over Limit (dB)	APos (cm)	TPos (deg)	Remark	Pol/Phase	Note
1	5354.00	58.04	15.85	42.99	74.00	-15.96	100	296	Peak	Horizontal	
2	5469.50	59.93	16.66	43.27	68.20	-8.27	100	296	Peak	Horizontal	
3 *	5510.00	111.66	68.34	43.32	68.20	43.46	100	296	Peak	Horizontal	
4	6876.00	61.09	15.92	45.17	68.20	-7.11	100	296	Peak	Horizontal	



TUV Rheinland Taiwan Ltd.
No. 438-18, Sec 2, Fenliao, Linkou Dist., New Taipei City 244, Taiwan(R.O.C.)
Tel: +886-2172-1000 Fax: +886-2172-1322



Peak	Freq (MHz)	Level (dBuV/m)	Read Level (dBuV)	Level Factor (dB/m)	Limit Line (dBuV/m)	Over Limit (dB)	APos (cm)	TPos (deg)	Remark	Pol/Phase	Note
1	5458.50	65.77	22.51	43.26	74.00	-8.23	100	360	Peak	Vertical	
2 !	5469.50	65.22	21.96	43.26	68.20	-2.98	100	360	Peak	Vertical	
3 *	5510.00	118.66	75.34	43.32	68.20	50.46	100	360	Peak	Vertical	
4	6915.50	61.43	16.19	45.24	68.20	-6.77	100	360	Peak	Vertical	

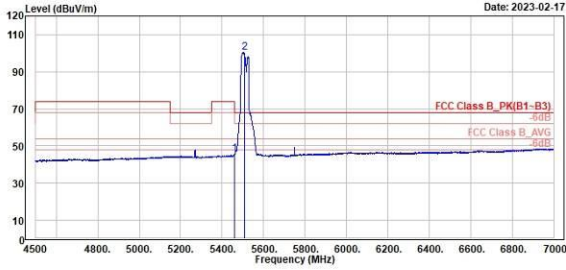
802.11ax HE40

CH 102 (Horizontal) Average

CH 102 (Vertical) Average



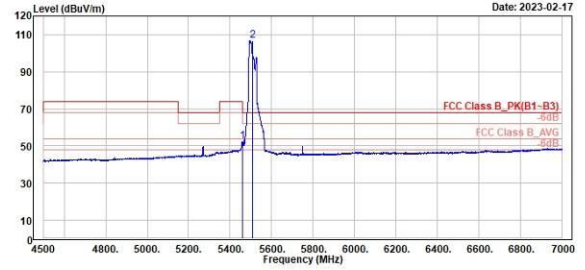
TUV Rheinland Taiwan Ltd.
No. 438-18, Sec 2, Fenliiao, Linkou Dist., New Taipei City 244, Taiwan(R.O.C.)
Tel: +886-2172-1010 Fax: +886-2172-1322



Read	Limit	Over	APos	TPos	Remark	Pol/Phase	Note
Level	Line	Limit					
Factor							
dB/m	dBuV/m	dB	cm	deg			
1	45.52	2.26	43.26	54.00	-8.48	100	296 Average Horizontal
2	109.23	56.91	43.32	54.00	46.23	100	296 Average Horizontal



TUV Rheinland Taiwan Ltd.
No. 438-18, Sec 2, Fenliiao, Linkou Dist., New Taipei City 244, Taiwan(R.O.C.)
Tel: +886-2172-1010 Fax: +886-2172-1322



Read	Limit	Over	APos	TPos	Remark	Pol/Phase	Note
Level	Line	Limit					
Factor							
dB/m	dBuV/m	dB	cm	deg			
1	52.48	9.14	43.26	54.00	-1.68	100	368 Average Vertical
2	106.88	63.56	43.32	54.00	52.68	100	368 Average Vertical

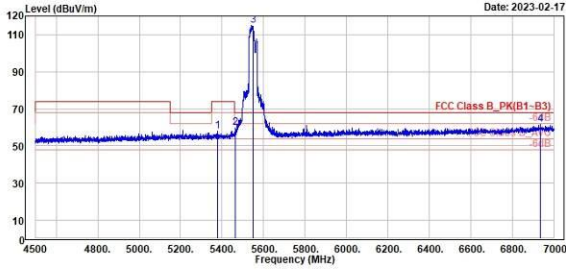
802.11ax HE40

CH 110 (Horizontal) Peak

CH 110 (Vertical) Peak



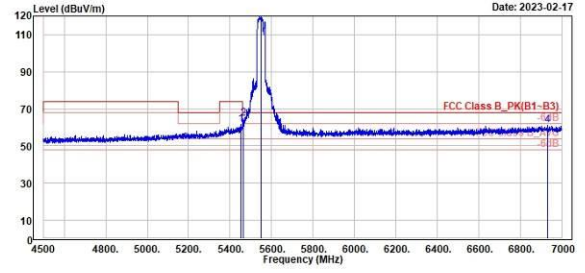
TÜV Rheinland Taiwan Ltd.
No. 438-18, Sec 2, Fenliiao, Linkou Dist., New Taipei City 244, Taiwan(R.O.C.)
Tel: +886-2172-1000 Fax: +886-2172-1322



	Freq	Level	Read	Limit	Over	APos	TPos	Remark	Pol/Phase	Note
	MHz	dBuV/m	dBuV	dB/m	dBuV/m	dB	cm	deg		
1	5376.58	58.12	15.82	43.18	74.00	-15.88	100	299 Peak	Horizontal	
2	5464.58	59.67	16.41	43.26	68.28	-8.53	100	299 Peak	Horizontal	
3 *	5558.00	115.04	71.60	43.44	68.20	46.84	100	299 Peak	Horizontal	
4	6934.58	61.47	16.21	45.26	68.20	-6.73	100	299 Peak	Horizontal	



TÜV Rheinland Taiwan Ltd.
No. 438-18, Sec 2, Fenliiao, Linkou Dist., New Taipei City 244, Taiwan(R.O.C.)
Tel: +886-2172-1000 Fax: +886-2172-1322



	Freq	Level	Read	Limit	Over	APos	TPos	Remark	Pol/Phase	Note
	MHz	dBuV/m	dBuV	dB/m	dBuV/m	dB	cm	deg		
1	5452.58	61.57	18.32	43.25	74.00	-12.43	114	360 Peak	VERTICAL	
2 !	5465.00	64.89	21.62	43.27	68.20	-3.31	114	360 Peak	VERTICAL	
3 *	5558.00	120.25	76.81	43.44	68.20	52.05	114	360 Peak	VERTICAL	
4	6931.00	61.35	16.10	45.25	68.20	-6.85	114	360 Peak	VERTICAL	

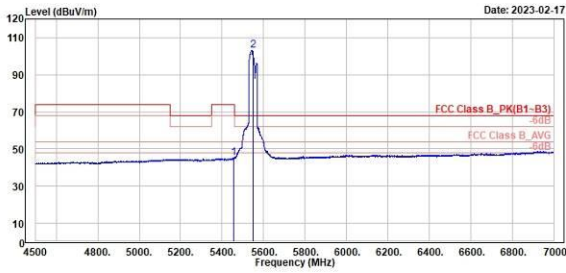
802.11ax HE40

CH 110 (Horizontal) Average

CH 110 (Vertical) Average



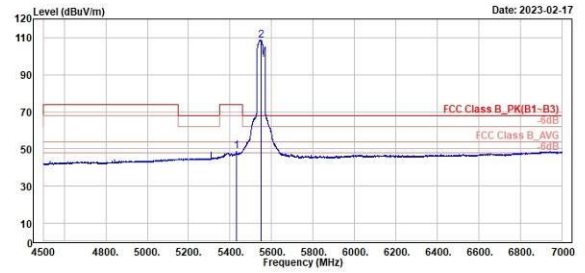
TUV Rheinland Taiwan Ltd.
No. 438-18, Sec 2, Fenliao, Linkou Dist., New Taipei City 244, Taiwan(R.O.C.)
Tel: +886-2172-1010 Fax: +886-2172-1322



Read	Limit	Over	APos	TPos	Remark	Pol/Phase	Note				
Freq	Level	Level	Factor	Line	Limit	dB	cm	deg			
MHz	dBuV/m	dBuV	dB/m	dBuV/m	dB						
1	5457.00	45.09	1.83	43.26	54.00	-8.91	100	299	Average	Horizontal	
2	5550.00	103.18	59.74	43.44	54.00	49.18	100	299	Average	Horizontal	



TUV Rheinland Taiwan Ltd.
No. 438-18, Sec 2, Fenliao, Linkou Dist., New Taipei City 244, Taiwan(R.O.C.)
Tel: +886-2172-1010 Fax: +886-2172-1322



Read	Limit	Over	APos	TPos	Remark	Pol/Phase	Note				
Freq	Level	Level	Factor	Line	Limit	dB	cm	deg			
MHz	dBuV/m	dBuV	dB/m	dBuV/m	dB						
1	5430.00	48.94	5.70	43.24	54.00	-5.06	114	360	Average	VERTICAL	
2	5550.00	108.63	65.19	43.44	54.00	54.63	114	360	Average	VERTICAL	

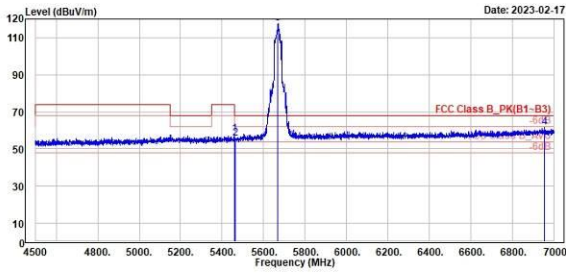
802.11ax HE40

CH 134 (Horizontal) Peak

CH 134 (Vertical) Peak



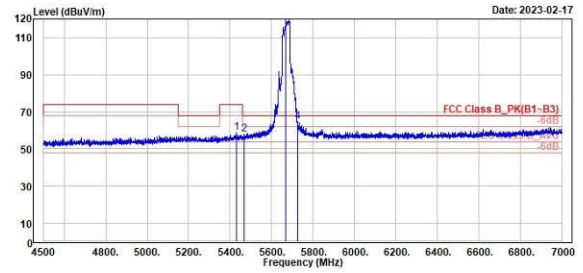
TUV Rheinland Taiwan Ltd.
No. 438-18, Sec 2, Fenliiao, Linkou Dist., New Taipei City 244, Taiwan(R.O.C.)
Tel: +886-2172-1000 Fax: +886-2172-1322



Peak	Freq (MHz)	Level (dBuV/m)	Read Level (dBuV)	Factor (dB/m)	Limit Line (dBuV/m)	Over Limit (dB)	APos (cm)	TPos (deg)	Remark	Pol/Phase	Note
1	5458.00	58.03	14.77	43.26	74.00	-15.97	257	172	Peak	Horizontal	
2	5465.50	55.89	12.62	43.27	68.20	-12.31	257	172	Peak	Horizontal	
3 *	5670.00	117.76	74.24	43.52	68.20	49.56	257	172	Peak	Horizontal	
4	6957.00	61.77	16.49	45.28	68.20	-6.43	257	172	Peak	Horizontal	



TUV Rheinland Taiwan Ltd.
No. 438-18, Sec 2, Fenliiao, Linkou Dist., New Taipei City 244, Taiwan(R.O.C.)
Tel: +886-2172-1000 Fax: +886-2172-1322



Peak	Freq (MHz)	Level (dBuV/m)	Read Level (dBuV)	Factor (dB/m)	Limit Line (dBuV/m)	Over Limit (dB)	APos (cm)	TPos (deg)	Remark	Pol/Phase	Note
1	5430.00	58.98	15.74	43.24	74.00	-15.02	100	4	Peak	Vertical	
2	5468.50	57.72	14.45	43.27	68.20	-10.48	100	4	Peak	Vertical	
3 *	5670.00	120.00	76.48	43.52	68.20	51.80	100	4	Peak	Vertical	
4 !	5725.00	64.72	21.03	43.69	68.20	-3.48	100	4	Peak	Vertical	

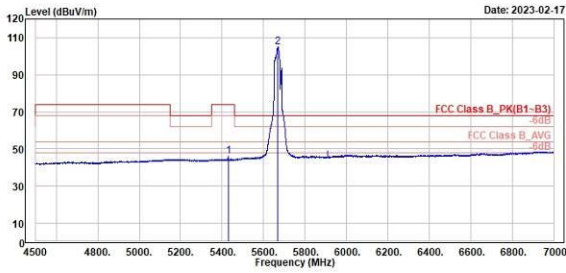
802.11ax HE40

CH 134 (Horizontal) Average

CH 134 (Vertical) Average



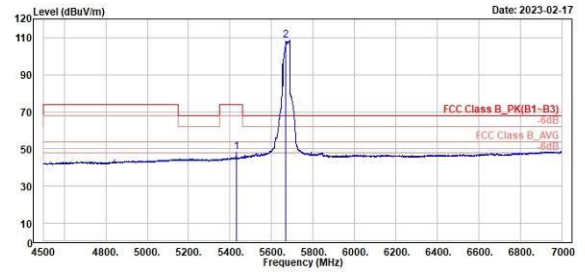
TUV Rheinland Taiwan Ltd.
No. 438-18, Sec 2, Fenliiao, Linkou Dist., New Taipei City 244, Taiwan(R.O.C.)
Tel: +886-2172-1010 Fax: +886-2172-1322



Read	Limit	Over	APos	TPos	Remark	Pol/Phase	Note	
Freq	Level	Level Factor	Line	Limit	dB	cm	deg	
MHz	dBuV/m	dBuV	dB/m	dBuV/m	dB	cm	deg	
1	5430.00	46.03	2.79	43.24	54.00	-7.97	257	172 Average Horizontal
2	5670.00	105.05	61.53	43.52	54.00	51.05	257	172 Average Horizontal



TUV Rheinland Taiwan Ltd.
No. 438-18, Sec 2, Fenliiao, Linkou Dist., New Taipei City 244, Taiwan(R.O.C.)
Tel: +886-2172-1010 Fax: +886-2172-1322



Read	Limit	Over	APos	TPos	Remark	Pol/Phase	Note	
Freq	Level	Level Factor	Line	Limit	dB	cm	deg	
MHz	dBuV/m	dBuV	dB/m	dBuV/m	dB	cm	deg	
1	5430.00	48.47	5.23	43.24	54.00	-5.53	100	4 Average Vertical
2	5670.00	108.37	64.85	43.52	54.00	54.37	100	4 Average Vertical

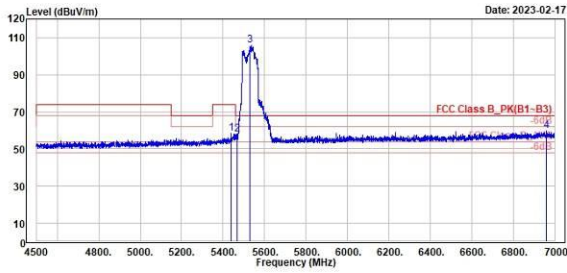
802.11ax HE80

CH 106 (Horizontal) Peak

CH 106 (Vertical) Peak



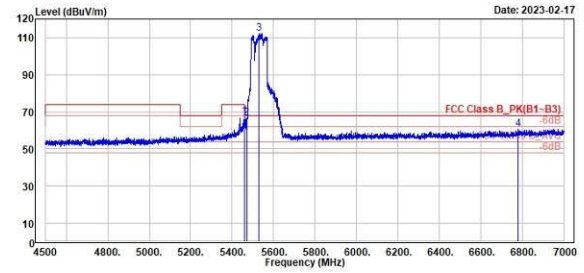
TÜV Rheinland Taiwan Ltd.
No. 438-18, Sec 2, Fenliiao, Linkou Dist., New Taipei City 244, Taiwan(R.O.C.)
Tel: +886-2172-1010 Fax: +886-2172-1322



	Freq	Level	Read	Limit	Over	APos	TPos	Remark	Pol/Phase	Note
	MHz	dBuV/m	dBuV	dB/m	dBuV/m	dB	cm	deg		
1	5438.58	58.28	16.88	42.20	74.00	-15.72	100	294 Peak	Horizontal	
2	5466.58	58.17	15.97	42.20	68.20	-10.03	100	294 Peak	Horizontal	
3 *	5538.00	105.79	63.48	42.31	68.20	37.59	100	294 Peak	Horizontal	
4	6960.00	59.98	16.18	43.80	68.20	-8.22	100	294 Peak	Horizontal	



TÜV Rheinland Taiwan Ltd.
No. 438-18, Sec 2, Fenliiao, Linkou Dist., New Taipei City 244, Taiwan(R.O.C.)
Tel: +886-2172-1010 Fax: +886-2172-1322



	Freq	Level	Read	Limit	Over	APos	TPos	Remark	Pol/Phase	Note
	MHz	dBuV/m	dBuV	dB/m	dBuV/m	dB	cm	deg		
1	5458.58	67.53	25.38	42.15	74.00	-6.47	100	117 Peak	Vertical	
2 !	5470.00	66.68	24.39	42.21	68.20	-1.60	100	117 Peak	Vertical	
3 *	5538.00	112.22	69.91	42.31	68.20	44.82	100	117 Peak	Vertical	
4	6781.58	60.86	17.12	43.74	68.20	-7.34	100	117 Peak	Vertical	

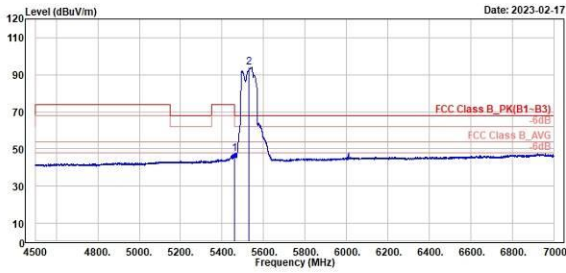
802.11ax HE80

CH 106 (Horizontal) Average

CH 106 (Vertical) Average



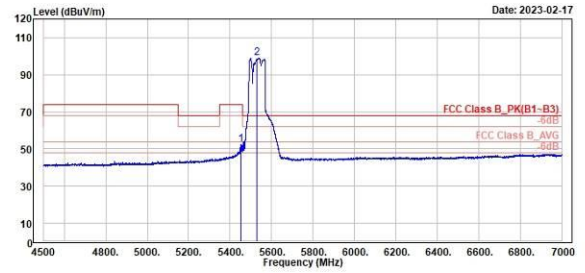
TÜV Rheinland Taiwan Ltd.
No. 438-18, Sec 2, Fenliiao, Linkou Dist., New Taipei City 244, Taiwan(R.O.C.)
Tel: +886-2172-1010 Fax: +886-2172-1322



Read	Limit	Over	APos	TPos	Remark	Pol/Phase	Note	
Level	Line	Limit						
Factor								
dBuV	dB/m	dBuV/m	dB	cm	deg			
1	5458.00	47.33	5.18	42.15	54.00	-6.67	100	294 Average Horizontal
2	5530.00	93.90	51.59	42.31	54.00	39.90	100	294 Average Horizontal



TÜV Rheinland Taiwan Ltd.
No. 438-18, Sec 2, Fenliiao, Linkou Dist., New Taipei City 244, Taiwan(R.O.C.)
Tel: +886-2172-1010 Fax: +886-2172-1322



Read	Limit	Over	APos	TPos	Remark	Pol/Phase	Note	
Level	Line	Limit						
Factor								
dBuV	dB/m	dBuV/m	dB	cm	deg			
1	5453.50	52.34	10.21	42.13	54.00	-1.66	100	117 Average Vertical
2	5530.00	99.19	56.88	42.31	54.00	45.19	100	117 Average Vertical

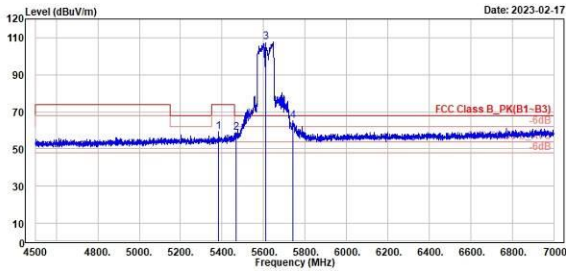
802.11ax HE80

CH 122 (Horizontal) Peak

CH 122 (Vertical) Peak



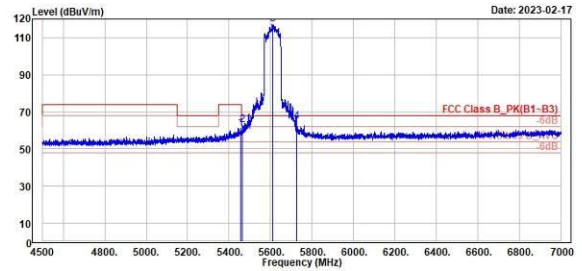
TÜV Rheinland Taiwan Ltd.
No. 438-18, Sec 2, Fenliiao, Linkou Dist., New Taipei City 244, Taiwan(R.O.C.)
Tel: +886-2172-1010 Fax: +886-2172-1322



Peak	Freq (MHz)	Level (dBuV/m)	Read Level (dBuV)	Factor (dB/m)	Limit Line (dBuV/m)	Over Limit (dB)	APos (cm)	TPos (deg)	Remark	Pol/Phase	Note
1	5383.00	59.17	16.93	42.24	74.00	-14.83	100	154	Peak	Horizontal	
2	5469.00	58.93	16.72	42.21	68.20	-9.27	100	154	Peak	Horizontal	
3 *	5610.00	107.58	65.32	42.26	68.20	39.38	100	154	Peak	Horizontal	
4 !	5743.50	65.28	22.71	42.57	68.20	-2.92	100	154	Peak	Horizontal	



TÜV Rheinland Taiwan Ltd.
No. 438-18, Sec 2, Fenliiao, Linkou Dist., New Taipei City 244, Taiwan(R.O.C.)
Tel: +886-2172-1010 Fax: +886-2172-1322



Peak	Freq (MHz)	Level (dBuV/m)	Read Level (dBuV)	Factor (dB/m)	Limit Line (dBuV/m)	Over Limit (dB)	APos (cm)	TPos (deg)	Remark	Pol/Phase	Note
1	5457.00	61.32	19.17	42.15	74.00	-12.68	100	101	Peak	Vertical	
2 !	5465.50	63.05	20.86	42.19	68.20	-5.15	100	101	Peak	Vertical	
3 *	5610.00	117.36	75.10	42.26	68.20	49.16	100	101	Peak	Vertical	
4 !	5725.50	64.67	22.18	42.49	68.20	-3.53	100	101	Peak	Vertical	

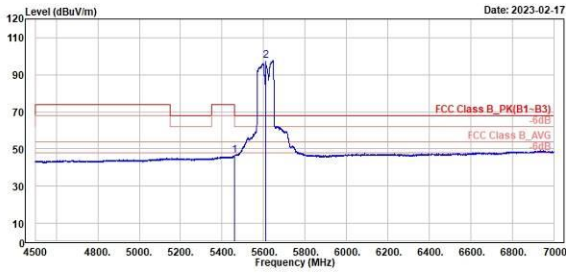
802.11ax HE80

CH 122 (Horizontal) Average

CH 122 (Vertical) Average



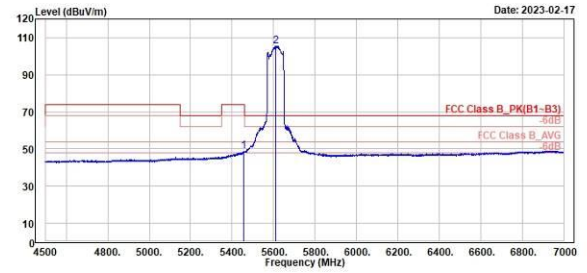
TUV Rheinland Taiwan Ltd.
No. 438-18, Sec 2, Fenliiao, Linkou Dist., New Taipei City 244, Taiwan(R.O.C.)
Tel: +886-2172-1010 Fax: +886-2172-1322



Read	Limit	Over	APos	TPos	Remark	Pol/Phase	Note
Level	Line	Limit					
Factor							
dB/m	dB/m	dB	cm	deg			
46.46	42.17	54.00	-7.54	100	154 Average	Horizontal	
55.31	42.26	54.00	45.57	100	154 Average	Horizontal	



TUV Rheinland Taiwan Ltd.
No. 438-18, Sec 2, Fenliiao, Linkou Dist., New Taipei City 244, Taiwan(R.O.C.)
Tel: +886-2172-1010 Fax: +886-2172-1322



Read	Limit	Over	APos	TPos	Remark	Pol/Phase	Note
Level	Line	Limit					
Factor							
dB/m	dB/m	dB	cm	deg			
48.60	42.15	54.00	-5.40	100	101 Average	Vertical	
63.13	42.26	54.00	51.39	100	101 Average	Vertical	

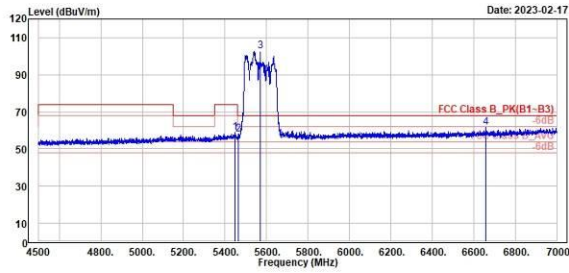
802.11ax HE160

CH 114 (Horizontal) Peak

CH 114 (Vertical) Peak



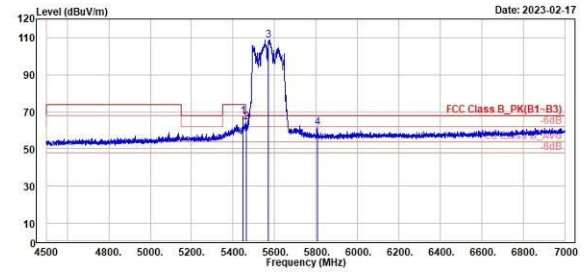
TUV Rheinland Taiwan Ltd.
No. 438-18, Sec 2, Fenliiao, Linkou Dist., New Taipei City 244, Taiwan(R.O.C.)
Tel: +886-2172-1000 Fax: +886-2172-1322



	Freq	Level	Read	Limit	Over	APos	TPos	Remark	Pol/Phase	Note
	MHz	dBuV/m	dBuV	dB/m	dBuV/m	dB	cm	deg		
1	5446.00	58.72	15.47	43.25	74.00	-15.28	100	297 Peak	Horizontal	
2	5465.00	58.15	14.88	43.27	68.20	-10.05	100	297 Peak	Horizontal	
3 *	5570.00	102.58	59.17	43.41	68.20	34.38	100	297 Peak	Horizontal	
4	6656.50	61.58	16.62	44.96	68.20	-6.62	100	297 Peak	Horizontal	



TUV Rheinland Taiwan Ltd.
No. 438-18, Sec 2, Fenliiao, Linkou Dist., New Taipei City 244, Taiwan(R.O.C.)
Tel: +886-2172-1000 Fax: +886-2172-1322



	Freq	Level	Read	Limit	Over	APos	TPos	Remark	Pol/Phase	Note
	MHz	dBuV/m	dBuV	dB/m	dBuV/m	dB	cm	deg		
1	5448.50	67.32	24.07	43.25	74.00	-6.68	100	360 Peak	Vertical	
2 !	5464.50	64.20	20.94	43.26	68.20	-4.00	100	360 Peak	Vertical	
3 *	5570.00	108.68	65.27	43.41	68.20	40.48	100	360 Peak	Vertical	
4	5807.50	61.74	17.86	43.88	68.20	-6.46	100	360 Peak	Vertical	

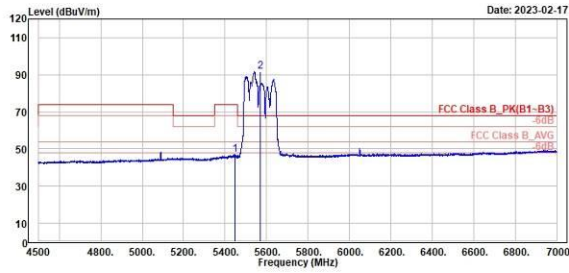
802.11ax HE160

CH 114 (Horizontal) Average

CH 114 (Vertical) Average



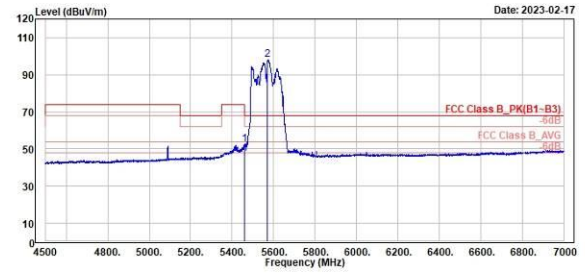
TÜV Rheinland Taiwan Ltd.
No. 438-18, Sec 2, Fenliiao, Linkou Dist., New Taipei City 244, Taiwan(R.O.C.)
Tel: +886-2172-1010 Fax: +886-2172-1322



Read	Limit	Over	APos	TPos	Remark	Pol/Phase	Note
Level	Line	Limit	cm	deg			
Factor	dB/m	dB					
dB/m	dB/m	dB	cm	deg			
1 5449.58	46.87	3.62	43.25	54.00	-7.13	100	297 Average Horizontal
2 * 5570.00	91.50	48.69	43.41	54.00	37.50	100	297 Average Horizontal



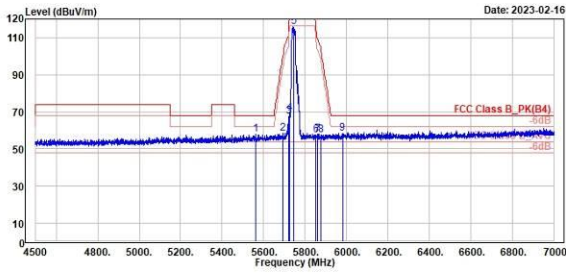
TÜV Rheinland Taiwan Ltd.
No. 438-18, Sec 2, Fenliiao, Linkou Dist., New Taipei City 244, Taiwan(R.O.C.)
Tel: +886-2172-1010 Fax: +886-2172-1322



Read	Limit	Over	APos	TPos	Remark	Pol/Phase	Note
Level	Line	Limit	cm	deg			
Factor	dB/m	dB					
dB/m	dB/m	dB	cm	deg			
1 5458.00	52.30	9.04	43.26	54.00	-1.70	100	360 Average Vertical
2 * 5570.00	98.00	54.59	43.41	54.00	44.00	100	360 Average Vertical

Mask, 5.725GHz ~ 5.85GHz
U-NII-3
802.11ax HE20
CH 149 (Horizontal) Peak
CH 149 (Vertical) Peak

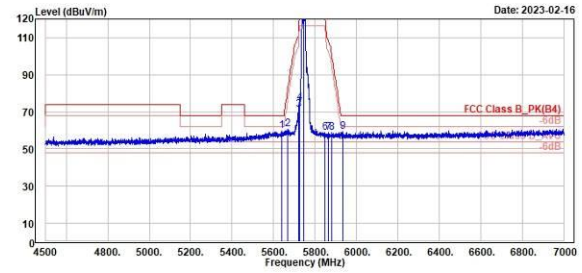

TÜV Rheinland Taiwan Ltd.
 No. 438-18, Sec 2, Fenliao, Linkou Dist., New Taipei City 244, Taiwan(R.O.C.)
 Tel: +886-2172-1000 Fax: +886-2172-1322



	Freq	Level	Read		Limit		APos	TPos	Remark	Pol/Phase	Note
			Level	Factor	Line	Limit					
	MHz	dBuV/m	dBuV	dB/m	dBuV/m	dB	cm	deg			
1	5561.50	57.09	15.62	42.27	68.20	-10.31	303	333	Peak	Horizontal	
2	5694.00	58.56	16.18	42.38	109.78	-42.22	303	333	Peak	Horizontal	
3	5720.00	67.69	25.22	42.47	110.80	-43.11	303	333	Peak	Horizontal	
4	5725.00	69.50	27.01	42.49	122.20	-52.70	303	333	Peak	Horizontal	
5	5745.00	115.97	73.39	42.58	122.20	-6.23	303	333	Peak	Horizontal	
6	5851.50	57.49	14.82	42.67	110.78	-61.29	303	333	Peak	Horizontal	
7	5861.50	58.08	15.41	42.67	108.98	-50.00	303	333	Peak	Horizontal	
8	5878.00	57.64	14.96	42.68	102.97	-45.33	303	333	Peak	Horizontal	
9	5981.00	58.49	15.48	43.01	68.20	-9.71	303	333	Peak	Horizontal	



TÜV Rheinland Taiwan Ltd.
 No. 438-18, Sec 2, Fenliao, Linkou Dist., New Taipei City 244, Taiwan(R.O.C.)
 Tel: +886-2172-1000 Fax: +886-2172-1322



	Freq	Level	Read		Limit		APos	TPos	Remark	Pol/Phase	Note
			Level	Factor	Line	Limit					
	MHz	dBuV/m	dBuV	dB/m	dBuV/m	dB	cm	deg			
1	5641.50	59.72	17.31	42.41	68.20	-8.48	100	155	Peak	Vertical	
2	5670.00	60.69	18.27	42.42	83.04	-22.35	100	155	Peak	Vertical	
3	5720.00	71.22	28.75	42.47	110.80	-39.58	100	155	Peak	Vertical	
4	5724.50	74.86	32.37	42.49	121.06	-46.20	100	155	Peak	Vertical	
5	5745.00	121.89	79.31	42.58	122.20	-6.31	100	155	Peak	Vertical	
6	5850.00	58.73	16.06	42.67	122.20	-63.47	100	155	Peak	Vertical	
7	5866.50	58.99	16.31	42.68	107.58	-48.59	100	155	Peak	Vertical	
8	5881.00	58.95	16.26	42.69	100.74	-41.79	100	155	Peak	Vertical	
9	5934.50	59.17	16.31	42.86	68.20	-9.03	100	155	Peak	Vertical	