

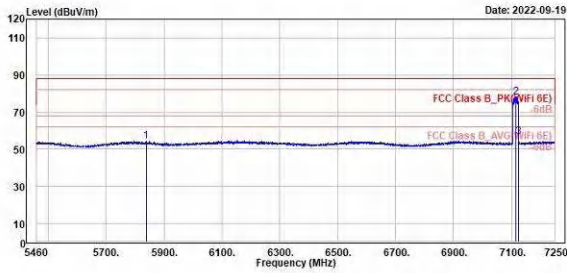
802.11ax HE20

CH233 (Horizontal) RMS

CH233 (Vertical) RMS



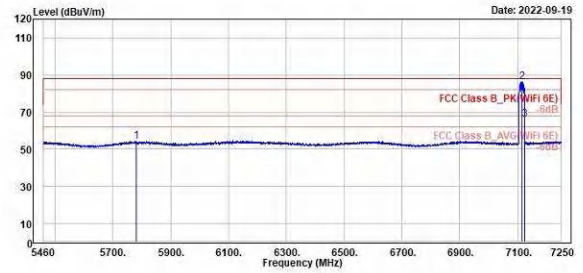
TUV Rheinland Taiwan Ltd.
No. 438-18, Sec 2, Penfiao, Linkou Dist., New Taipei City 244, Taiwan(R.O.C.)
Tel: +886-2172-1000 Fax: +886-2172-1922



Freq	Level	Read	Limit	Over	APos	TPos	Remark	Pol/Phase	Note
MHz	dBuV/m	dBuV	dB/m	dBuV/m	dB	cm	deg		
1	5838.41	54.38	62.63	-8.25	68.20	-13.82	262	352 R/MS	Horizontal
2 *	7115.00	78.23	85.49	-7.26	68.20	10.83	262	352 R/MS	Horizontal
3	7125.42	56.57	63.85	-7.28	68.20	-11.63	262	352 R/MS	Horizontal



TUV Rheinland Taiwan Ltd.
No. 438-18, Sec 2, Penfiao, Linkou Dist., New Taipei City 244, Taiwan(R.O.C.)
Tel: +886-2172-1000 Fax: +886-2172-1922



Freq	Level	Read	Limit	Over	APos	TPos	Remark	Pol/Phase	Note
MHz	dBuV/m	dBuV	dB/m	dBuV/m	dB	cm	deg		
1	5781.48	54.27	62.67	-8.40	68.20	-13.93	100	123 R/MS	Vertical
2 *	7115.00	86.29	93.55	-7.26	68.20	18.89	100	123 R/MS	Vertical
3 !	7125.42	66.34	73.62	-7.28	68.20	-1.86	100	123 R/MS	Vertical

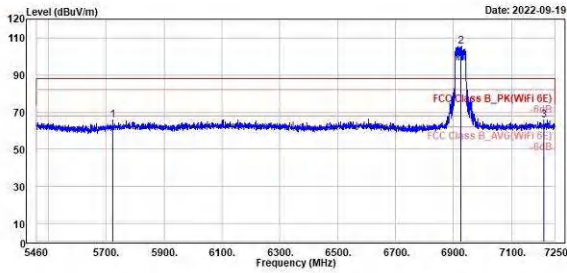
802.11ax HE40

CH195 (Horizontal) Peak

CH195 (Vertical) Peak



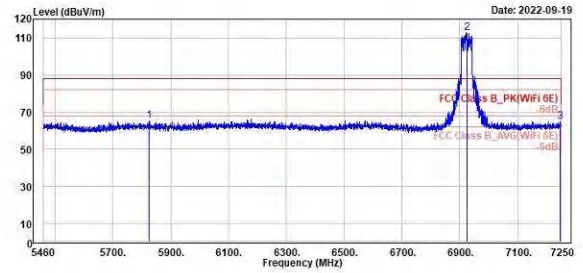
TUV Rheinland Taiwan Ltd.
No. 438-18, Sec 2, Penfiao, Linkou Dist., New Taipei City 244, Taiwan(R.O.C.)
Tel: +886-2172-1000 Fax: +886-2172-1922



Freq	Level	Read	Limit	Over	APos	TPos	Remark	Pol/Phase	Note
MHz	dBuV/m	dBuV	dB/m	dBuV/m	dB	cm	deg		
1	5723.13	65.52	73.99	-8.47	88.20	-22.68	100	74 Peak	Horizontal
2 *	6925.00	105.34	113.72	-7.38	88.20	17.14	100	74 Peak	Horizontal
3	7211.69	65.70	73.63	-7.33	88.20	-22.50	100	74 Peak	Horizontal



TUV Rheinland Taiwan Ltd.
No. 438-18, Sec 2, Penfiao, Linkou Dist., New Taipei City 244, Taiwan(R.O.C.)
Tel: +886-2172-1000 Fax: +886-2172-1922



Freq	Level	Read	Limit	Over	APos	TPos	Remark	Pol/Phase	Note
MHz	dBuV/m	dBuV	dB/m	dBuV/m	dB	cm	deg		
1	5824.44	65.16	73.45	-8.29	88.20	-23.04	100	310 Peak	Vertical
2 *	6925.00	113.74	120.12	-7.38	88.20	24.54	100	310 Peak	Vertical
3	7247.14	64.93	72.26	-7.33	88.20	-23.27	100	310 Peak	Vertical

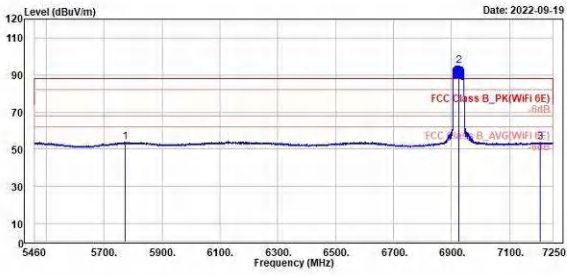
802.11ax HE40

CH195 (Horizontal) RMS

CH195 (Vertical) RMS



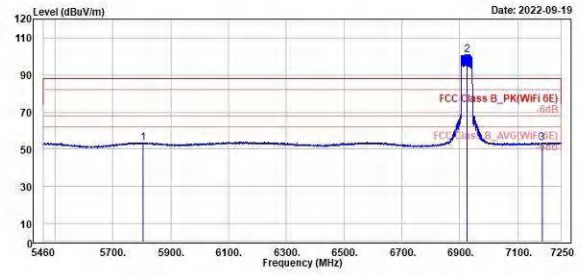
TUV Rheinland Taiwan Ltd.
No. 438-18, Sec 2, Penfiao, Linkou Dist., New Taipei City 244, Taiwan(R.O.C.)
Tel: +886-2172-1000 Fax: +886-2172-1922



Freq	Level	Read	Limit	Over	APos	TPos	Remark	Pol/Phase	Note
MHz	dBuV/m	dBuV	dB/m	dBuV/m	dB	cm	deg		
1	5771.45	53.95	62.37	-8.42	68.20	-14.25	100	74 R/HS	Horizontal
2	6925.00	94.95	102.32	-7.37	68.20	26.75	100	74 R/HS	Horizontal
3	7286.68	53.84	61.17	-7.33	68.20	-14.36	100	74 R/HS	Horizontal



TUV Rheinland Taiwan Ltd.
No. 438-18, Sec 2, Penfiao, Linkou Dist., New Taipei City 244, Taiwan(R.O.C.)
Tel: +886-2172-1000 Fax: +886-2172-1922



Freq	Level	Read	Limit	Over	APos	TPos	Remark	Pol/Phase	Note
MHz	dBuV/m	dBuV	dB/m	dBuV/m	dB	cm	deg		
1	5895.47	53.52	61.85	-8.33	68.20	-14.68	100	310 R/HS	Vertical
2	6925.00	101.05	108.42	-7.37	68.20	32.85	100	310 R/HS	Vertical
3	7184.84	53.54	60.87	-7.33	68.20	-14.66	100	310 R/HS	Vertical

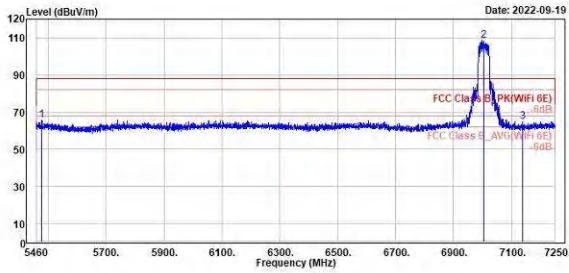
802.11ax HE40

CH211 (Horizontal) Peak

CH211 (Vertical) Peak



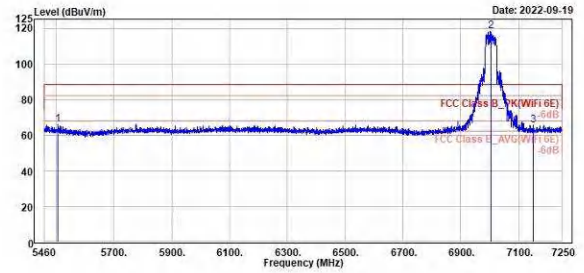
TUV Rheinland Taiwan Ltd.
No. 438-18, Sec 2, Penfiao, Linkou Dist., New Taipei City 244, Taiwan(R.O.C.)
Tel: +886-2172-1000 Fax: +886-2172-1022



1	2	3							
Freq	Level	Read	Limit	Over	APos	TPos	Remark	Pol/Phase	Note
MHz	dBuV/m	dBuV	dB/m	dBuV/m	dB	cm	deg		
5478.26	65.67	74.44	-8.77	88.20	-22.53	100	74 Peak	Horizontal	
7095.00	108.81	116.84	-7.23	88.20	28.61	100	74 Peak	Horizontal	
7148.45	64.96	72.27	-7.31	88.20	-23.24	100	74 Peak	Horizontal	



TUV Rheinland Taiwan Ltd.
No. 438-18, Sec 2, Penfiao, Linkou Dist., New Taipei City 244, Taiwan(R.O.C.)
Tel: +886-2172-1000 Fax: +886-2172-1022



1	2	3							
Freq	Level	Read	Limit	Over	APos	TPos	Remark	Pol/Phase	Note
MHz	dBuV/m	dBuV	dB/m	dBuV/m	dB	cm	deg		
5507.61	65.95	74.68	-8.73	88.20	-22.25	131	100 Peak	Vertical	
7095.00	118.51	125.74	-7.23	88.20	38.31	131	100 Peak	Vertical	
7158.83	65.49	72.82	-7.33	88.20	-22.71	131	100 Peak	Vertical	

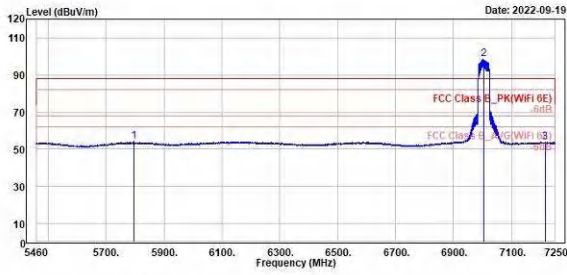
802.11ax HE40

CH211 (Horizontal) RMS

CH211 (Vertical) RMS



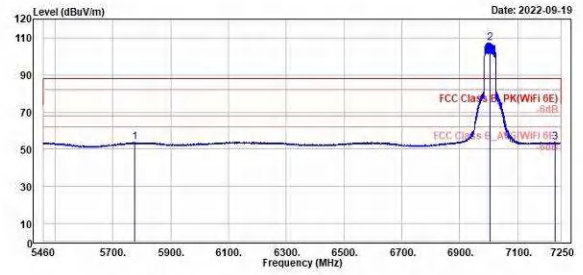
TUV Rheinland Taiwan Ltd.
No. 438-18, Sec 2, Penfiao, Linkou Dist., New Taipei City 244, Taiwan(R.O.C.)
Tel: +886-2172-1000 Fax: +886-2172-1922



Freq	Level	Read	Limit	Over	APos	TPos	Remark	Pol/Phase	Note
MHz	dBuV/m	dBuV	dB/m	dBuV/m	dB	cm	deg		
1	5795.45	54.10	62.46	-8.36	68.20	-14.10	100	74 RMS	Horizontal
2	7095.00	98.44	105.67	-7.23	68.20	30.24	100	74 RMS	Horizontal
3	7217.06	53.72	61.05	-7.33	68.20	-14.48	100	74 RMS	Horizontal



TUV Rheinland Taiwan Ltd.
No. 438-18, Sec 2, Penfiao, Linkou Dist., New Taipei City 244, Taiwan(R.O.C.)
Tel: +886-2172-1000 Fax: +886-2172-1922



Freq	Level	Read	Limit	Over	APos	TPos	Remark	Pol/Phase	Note
MHz	dBuV/m	dBuV	dB/m	dBuV/m	dB	cm	deg		
1	5776.11	53.68	62.09	-8.41	68.20	-14.52	131	100 RMS	Vertical
2	7095.00	107.23	114.46	-7.23	68.20	39.03	131	100 RMS	Vertical
3	7230.31	53.86	61.19	-7.33	68.20	-14.34	131	100 RMS	Vertical

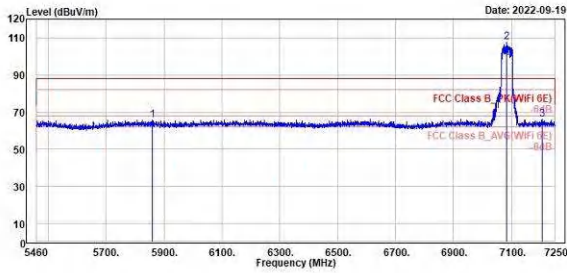
802.11ax HE40

CH227 (Horizontal) Peak

CH227 (Vertical) Peak



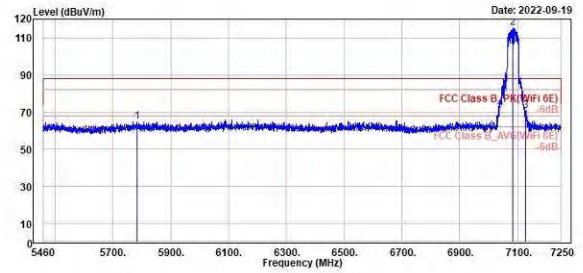
TUV Rheinland Taiwan Ltd.
No. 438-18, Sec 2, Penfiao, Linkou Dist., New Taipei City 244, Taiwan(R.O.C.)
Tel: +886-2172-1000 Fax: +886-2172-1922



Peak	Freq	Level	Read	Limit	Over	APos	TPos	Remark	Pol/Phase	Note
	MHz	dBuV/m	dBuV	dB/m	dBuV/m	dB	cm	deg		
1	5859.17	65.79	74.00	-8.21	88.20	-22.41	100	74 Peak	Horizontal	
2 *	7085.00	107.87	115.10	-7.23	88.20	19.67	100	74 Peak	Horizontal	
3	7287.48	66.09	73.42	-7.33	88.20	-22.11	100	74 Peak	Horizontal	



TUV Rheinland Taiwan Ltd.
No. 438-18, Sec 2, Penfiao, Linkou Dist., New Taipei City 244, Taiwan(R.O.C.)
Tel: +886-2172-1000 Fax: +886-2172-1922



Peak	Freq	Level	Read	Limit	Over	APos	TPos	Remark	Pol/Phase	Note
	MHz	dBuV/m	dBuV	dB/m	dBuV/m	dB	cm	deg		
1	5783.63	64.69	73.08	-8.39	88.20	-23.51	113	100 Peak	Vertical	
2 *	7085.00	115.31	122.54	-7.23	88.20	27.11	113	100 Peak	Vertical	
3	7126.85	70.78	78.06	-7.28	88.20	-17.42	113	100 Peak	Vertical	

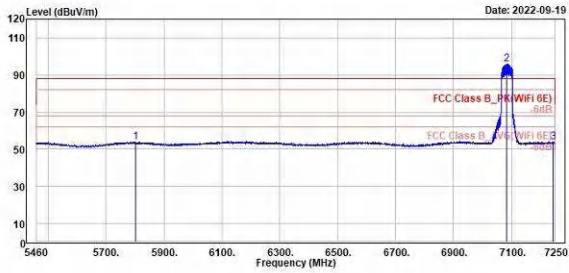
802.11ax HE40

CH227 (Horizontal) RMS

CH227 (Vertical) RMS



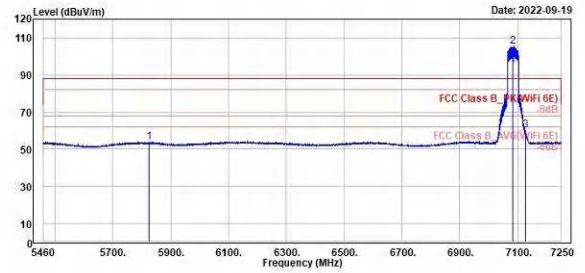
TUV Rheinland Taiwan Ltd.
No. 438-18, Sec 2, Penfiao, Linkou Dist., New Taipei City 244, Taiwan(R.O.C.)
Tel: +886-2172-1000 Fax: +886-2172-1922



Freq	Level	Read	Limit	Over	APos	TPos	Remark	Pol/Phase	Note
MHz	dBuV/m	dBuV	dB/m	dBuV/m	dB	cm	deg		
1	5896.45	54.02	62.37	-8.35	68.20	-14.18	100	74 R/HS	Horizontal
2 *	7085.00	95.87	103.10	-7.23	68.20	27.67	100	74 R/HS	Horizontal
3	7246.00	53.85	61.18	-7.33	68.20	-14.35	100	74 R/HS	Horizontal



TUV Rheinland Taiwan Ltd.
No. 438-18, Sec 2, Penfiao, Linkou Dist., New Taipei City 244, Taiwan(R.O.C.)
Tel: +886-2172-1000 Fax: +886-2172-1922



Freq	Level	Read	Limit	Over	APos	TPos	Remark	Pol/Phase	Note
MHz	dBuV/m	dBuV	dB/m	dBuV/m	dB	cm	deg		
1	5825.00	53.99	62.29	-8.30	68.20	-14.21	113	100 R/HS	Vertical
2 *	7085.00	105.22	112.45	-7.23	68.20	37.02	113	100 R/HS	Vertical
3	7126.85	60.05	67.33	-7.28	68.20	-8.15	113	100 R/HS	Vertical

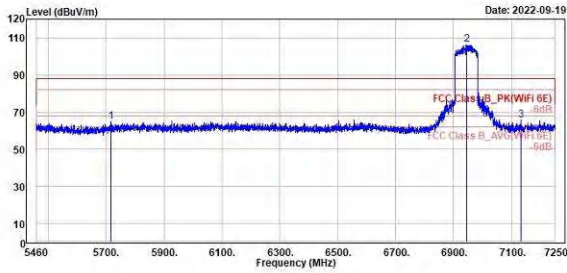
802.11ax HE80

CH199 (Horizontal) Peak

CH199 (Vertical) Peak



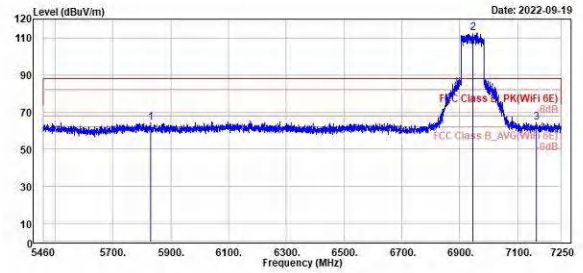
TUV Rheinland Taiwan Ltd.
No. 438-18, Sec 2, Penfiao, Linkou Dist., New Taipei City 244, Taiwan(R.O.C.)
Tel: +886-2172-1000 Fax: +886-2172-1922



Peak	Freq (MHz)	Level (dBuV/m)	Read Level (dBuV)	Factor (dB/m)	Limit Line (dBuV/m)	Over Limit (dB)	APos (cm)	TPos (deg)	Remark	Pol/Phase	Note
1	5718.12	64.85	73.33	-8.48	88.20	-23.35	244	352	Peak	Horizontal	
2	6945.00	106.45	113.81	-7.36	88.20	18.20	244	352	Peak	Horizontal	
3	7132.58	65.61	72.91	-7.30	88.20	-22.59	244	352	Peak	Horizontal	



TUV Rheinland Taiwan Ltd.
No. 438-18, Sec 2, Penfiao, Linkou Dist., New Taipei City 244, Taiwan(R.O.C.)
Tel: +886-2172-1000 Fax: +886-2172-1922



Peak	Freq (MHz)	Level (dBuV/m)	Read Level (dBuV)	Factor (dB/m)	Limit Line (dBuV/m)	Over Limit (dB)	APos (cm)	TPos (deg)	Remark	Pol/Phase	Note
1	5830.53	64.55	72.83	-8.28	88.20	-23.65	100	104	Peak	Vertical	
2	6945.00	112.70	120.06	-7.36	88.20	24.58	100	104	Peak	Vertical	
3	7165.51	64.52	71.85	-7.33	88.20	-23.68	100	104	Peak	Vertical	

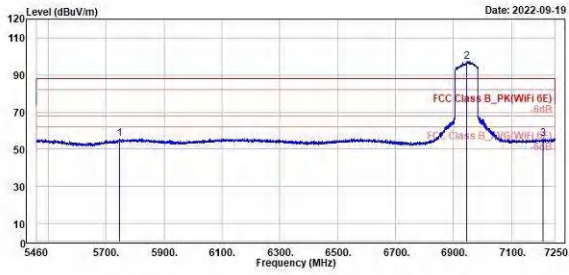
802.11ax HE80

CH199 (Horizontal) RMS

CH199 (Vertical) RMS



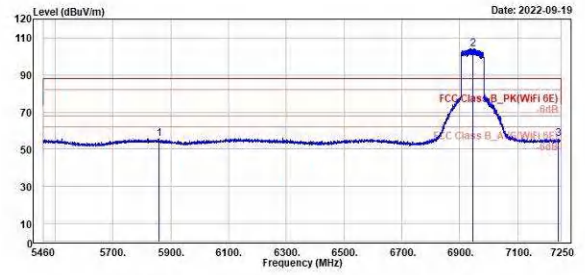
TUV Rheinland Taiwan Ltd.
No. 438-18, Sec 2, Penfiao, Linkou Dist., New Taipei City 244, Taiwan(R.O.C.)
Tel: +886-2172-1000 Fax: +886-2172-1922



Freq	Level	Read	Limit	Over	APos	TPos	Remark	Pol/Phase	Note
MHz	dBuV/m	dBuV	dB/m	dBuV/m	dB	cm	deg		
1	5744.97	55.72	64.19	-8.47	68.20	-12.48	244	352 RMS	Horizontal
2	6945.00	97.38	104.74	-7.36	68.20	29.18	244	352 RMS	Horizontal
3	7289.90	55.57	62.90	-7.33	68.20	-12.63	244	352 RMS	Horizontal



TUV Rheinland Taiwan Ltd.
No. 438-18, Sec 2, Penfiao, Linkou Dist., New Taipei City 244, Taiwan(R.O.C.)
Tel: +886-2172-1000 Fax: +886-2172-1922



Freq	Level	Read	Limit	Over	APos	TPos	Remark	Pol/Phase	Note
MHz	dBuV/m	dBuV	dB/m	dBuV/m	dB	cm	deg		
1	5860.24	55.69	63.90	-8.21	68.20	-12.51	100	104 RMS	Vertical
2	6945.00	104.11	111.47	-7.36	68.20	35.91	100	104 RMS	Vertical
3	7240.69	55.50	62.83	-7.33	68.20	-12.70	100	104 RMS	Vertical

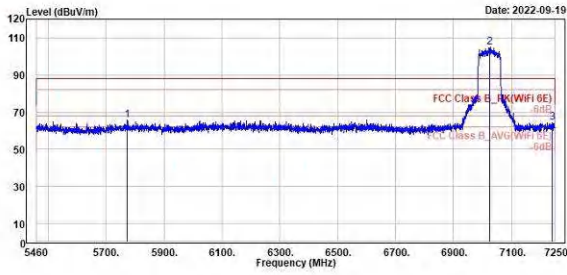
802.11ax HE80

CH215 (Horizontal) Peak

CH215 (Vertical) Peak



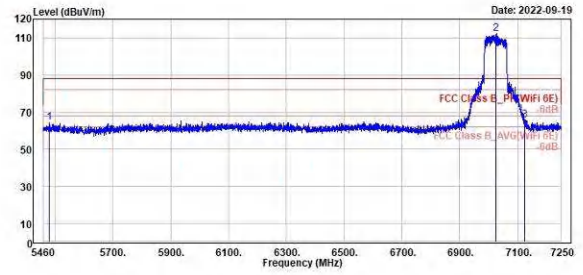
TUV Rheinland Taiwan Ltd.
No. 438-18, Sec 2, Penfiao, Linkou Dist., New Taipei City 244, Taiwan(R.O.C.)
Tel: +886-2172-1000 Fax: +886-2172-1922



Peak	Freq (MHz)	Level (dBuV/m)	Read Level (dBuV)	Factor (dB/m)	Limit Line (dBuV/m)	Over Limit (dB)	APos (cm)	TPos (deg)	Remark	Pol/Phase	Note
1	5773.97	65.49	73.89	-8.40	88.20	-22.71	254	350	Peak	Horizontal	
2 *	7025.00	104.84	112.87	-7.23	88.20	16.64	254	350	Peak	Horizontal	
3	7243.20	64.35	71.68	-7.33	88.20	-23.85	254	350	Peak	Horizontal	



TUV Rheinland Taiwan Ltd.
No. 438-18, Sec 2, Penfiao, Linkou Dist., New Taipei City 244, Taiwan(R.O.C.)
Tel: +886-2172-1000 Fax: +886-2172-1922



Peak	Freq (MHz)	Level (dBuV/m)	Read Level (dBuV)	Factor (dB/m)	Limit Line (dBuV/m)	Over Limit (dB)	APos (cm)	TPos (deg)	Remark	Pol/Phase	Note
1	5480.41	64.35	73.11	-8.76	88.20	-23.85	100	104	Peak	Vertical	
2 *	7025.00	112.46	119.69	-7.23	88.20	24.26	100	104	Peak	Vertical	
3	7125.42	65.87	73.15	-7.28	88.20	-22.33	100	104	Peak	Vertical	

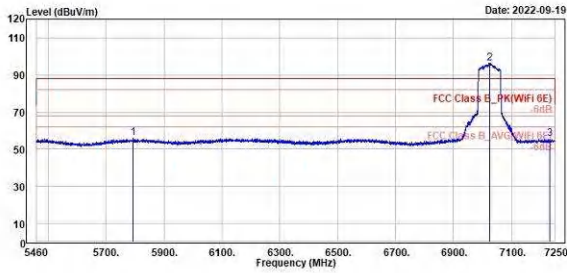
802.11ax HE80

CH215 (Horizontal) RMS

CH215 (Vertical) RMS



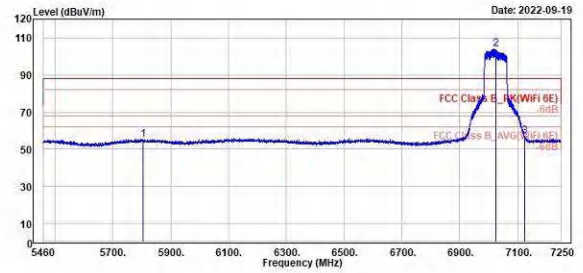
TÜV Rheinland Taiwan Ltd.
No. 438-18, Sec 2, Penfiao, Linkou Dist., New Taipei City 244, Taiwan(R.O.C.)
Tel: +886-2172-1000 Fax: +886-2172-1922



Freq	Level	Read Level	Factor	Limit Line	Over Limit	APos	TPos	Remark	Pol/Phase	Note
MHz	dBuV/m	dBuV	dB/m	dBuV/m	dB	cm	deg			
1	5794.37	56.16	64.53	-8.37	68.20	-12.04	254	350 RMS	Horizontal	
2	7025.00	96.26	103.49	-7.23	68.20	28.06	254	350 RMS	Horizontal	
3	7232.82	55.48	62.81	-7.33	68.20	-12.72	254	350 RMS	Horizontal	



TÜV Rheinland Taiwan Ltd.
No. 438-18, Sec 2, Penfiao, Linkou Dist., New Taipei City 244, Taiwan(R.O.C.)
Tel: +886-2172-1000 Fax: +886-2172-1922



Freq	Level	Read Level	Factor	Limit Line	Over Limit	APos	TPos	Remark	Pol/Phase	Note
MHz	dBuV/m	dBuV	dB/m	dBuV/m	dB	cm	deg			
1	5895.47	55.41	63.74	-8.33	68.20	-12.79	100	104 RMS	Vertical	
2	7025.00	103.91	111.14	-7.23	68.20	35.71	100	104 RMS	Vertical	
3	7125.42	57.17	64.45	-7.28	68.20	-11.03	100	104 RMS	Vertical	

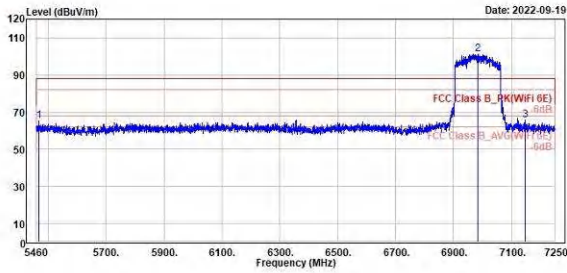
802.11ax HE160

CH207 (Horizontal) Peak

CH207 (Vertical) Peak



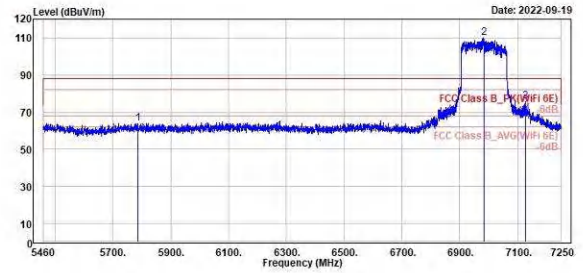
TUV Rheinland Taiwan Ltd.
No. 438-18, Sec 2, Penfiao, Linkou Dist., New Taipei City 244, Taiwan(R.O.C.)
Tel: +886-2172-1000 Fax: +886-2172-1022



Peak	Freq (MHz)	Level (dBuV/m)	Read Level (dBuV)	Factor (dB/m)	Limit (dBuV/m)	Over (dB)	APos (cm)	TPos (deg)	Remark	Pol/Phase	Note
1	5467.88	65.16	73.94	-8.78	88.20	-23.04	260	353	Peak	Horizontal	
2	6985.00	101.44	108.71	-7.27	88.20	20.51	260	353	Peak	Horizontal	
3	7146.90	65.68	73.60	-7.92	88.20	-22.52	260	353	Peak	Horizontal	



TUV Rheinland Taiwan Ltd.
No. 438-18, Sec 2, Penfiao, Linkou Dist., New Taipei City 244, Taiwan(R.O.C.)
Tel: +886-2172-1000 Fax: +886-2172-1022



Peak	Freq (MHz)	Level (dBuV/m)	Read Level (dBuV)	Factor (dB/m)	Limit (dBuV/m)	Over (dB)	APos (cm)	TPos (deg)	Remark	Pol/Phase	Note
1	5787.21	64.05	72.43	-8.38	88.20	-24.15	100	104	Peak	Vertical	
2	6985.00	110.06	117.33	-7.27	88.20	29.13	100	104	Peak	Vertical	
3	7126.85	75.83	83.11	-7.28	88.20	-12.37	100	104	Peak	Vertical	

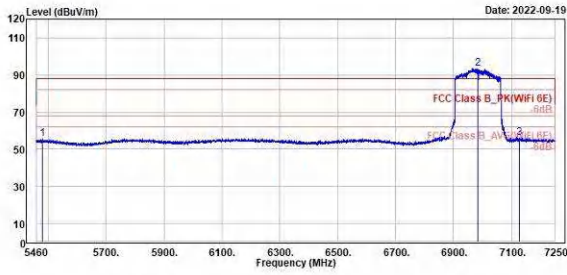
802.11ax HE160

CH207 (Horizontal) RMS

CH207 (Vertical) RMS



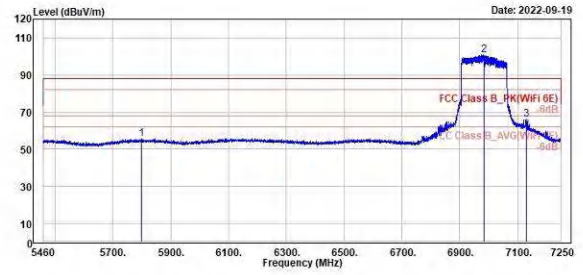
TUV Rheinland Taiwan Ltd.
No. 438-18, Sec 2, Penfiao, Linkou Dist., New Taipei City 244, Taiwan(R.O.C.)
Tel: +886-2172-1000 Fax: +886-2172-1922



Freq	Level	Read	Limit	Over	APos	TPos	Remark	Pol/Phase	Note
MHz	dBuV/m	dBuV	dB/m	dBuV/m	dB	cm	deg		
1	5479.33	55.53	64.29	-8.76	68.20	-12.67	260	353 R/HS	Horizontal
2 *	6985.00	93.57	100.84	-7.27	68.20	25.37	260	353 R/HS	Horizontal
3	7129.00	56.13	63.42	-7.29	68.20	-12.07	260	353 R/HS	Horizontal



TUV Rheinland Taiwan Ltd.
No. 438-18, Sec 2, Penfiao, Linkou Dist., New Taipei City 244, Taiwan(R.O.C.)
Tel: +886-2172-1000 Fax: +886-2172-1922



Freq	Level	Read	Limit	Over	APos	TPos	Remark	Pol/Phase	Note
MHz	dBuV/m	dBuV	dB/m	dBuV/m	dB	cm	deg		
1	5800.10	55.52	63.87	-8.35	68.20	-12.68	100	104 R/HS	Vertical
2 *	6985.00	100.64	107.91	-7.27	68.20	32.44	100	104 R/HS	Vertical
3 !	7131.50	66.28	73.57	-7.29	68.20	-1.92	100	104 R/HS	Vertical

Spurious Emissions, Tx Mode, 9kHz ~ 30MHz

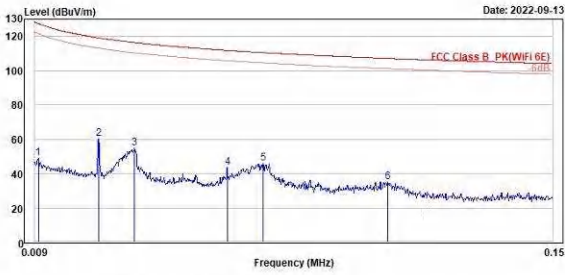
802.11ax HE160

CH175 9kHz~150kHz(Open)

CH175 150kHz~30MHz(Open)



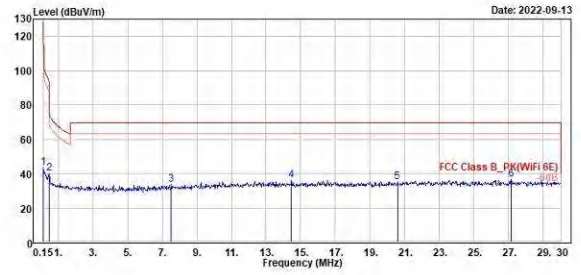
TUV Rheinland Taiwan Ltd.
No. 438-18, Sec 2, Penfiao, Linkou Dist., New Taipei City 244, Taiwan(R.O.C.)
Tel: +886-2172-1000 Fax: +886-2172-1922



Freq	Level	Read	Limit	Over	APos	TPos	Remark	Pol/Phase	Note
MHz	dBuV/m	dBuV	dB/m	dBuV/m	dB	cm	deg		
1	0.01	48.89	31.18	17.71	127.68	-78.71	100	360 QP	Open
2	0.03	68.11	48.92	19.19	119.13	-59.02	100	360 QP	Open
3	0.04	54.78	35.33	19.45	116.41	-61.63	100	181 QP	Open
4	0.06	43.64	24.58	19.06	111.82	-68.18	100	166 QP	Open
5	0.07	45.81	26.97	18.84	118.55	-64.74	100	185 QP	Open
6	0.11	35.15	16.91	18.24	107.16	-72.01	100	188 QP	Open



TUV Rheinland Taiwan Ltd.
No. 438-18, Sec 2, Penfiao, Linkou Dist., New Taipei City 244, Taiwan(R.O.C.)
Tel: +886-2172-1000 Fax: +886-2172-1922



Freq	Level	Read	Limit	Over	APos	TPos	Remark	Pol/Phase	Note
MHz	dBuV/m	dBuV	dB/m	dBuV/m	dB	cm	deg		
1	0.15	43.27	24.87	18.40	104.08	-68.81	100	24 QP	Open
2	0.48	39.93	28.98	18.95	94.01	-54.08	100	225 QP	Open
3	7.52	33.48	13.07	28.41	69.58	-36.02	100	52 QP	Open
4	14.45	36.07	14.26	21.81	69.58	-33.43	100	238 QP	Open
5	20.57	35.19	12.96	22.23	69.58	-34.31	100	126 QP	Open
6	27.13	36.72	14.28	22.52	69.58	-32.78	100	215 QP	Open

Spurious Emissions, Tx Mode, 30MHz ~ 1GHz

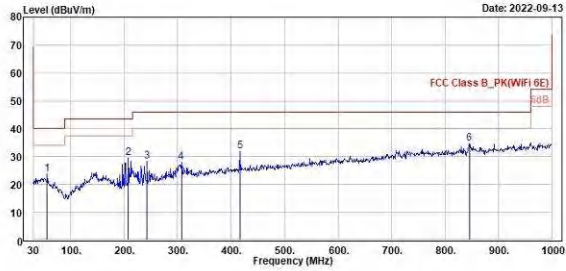
802.11ax HE160

CH175 (Horizontal)

CH175 (Vertical)



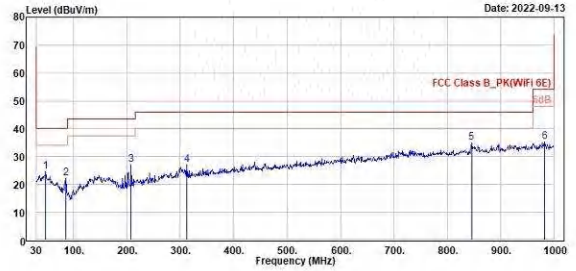
TUV Rheinland Taiwan Ltd.
No. 438-18, Sec 2, Penfiao, Linkou Dist., New Taipei City 244, Taiwan(R.O.C.)
Tel: +886-2172-1100 Fax: +886-2172-1322



No.	Freq MHz	Level dBuV/m	Read Level dBuV	Factor dB/m	Limit Line dBuV/m	Over Limit dB	APos cm	TPos deg	Remark	Pol/Phase	Note
1	55.22	23.59	30.11	-6.52	40.00	-16.41	100	104	QP	Horizontal	
2	287.51	29.42	37.61	-8.19	43.50	-14.08	100	102	QP	Horizontal	
3	242.43	28.29	35.00	-6.71	46.00	-17.71	100	137	QP	Horizontal	
4	306.45	28.07	32.00	-4.73	46.00	-17.93	100	64	QP	Horizontal	
5	416.06	31.79	34.59	-2.80	46.00	-14.21	300	173	QP	Horizontal	
6	845.77	34.71	30.98	3.73	46.00	-11.29	200	133	QP	Horizontal	



TUV Rheinland Taiwan Ltd.
No. 438-18, Sec 2, Penfiao, Linkou Dist., New Taipei City 244, Taiwan(R.O.C.)
Tel: +886-2172-1100 Fax: +886-2172-1322



No.	Freq MHz	Level dBuV/m	Read Level dBuV	Factor dB/m	Limit Line dBuV/m	Over Limit dB	APos cm	TPos deg	Remark	Pol/Phase	Note
1	47.46	24.59	30.54	-5.95	40.00	-15.41	100	159	QP	Vertical	
2	85.29	22.20	33.91	-11.71	40.00	-17.80	400	1	QP	Vertical	
3	207.51	27.11	35.30	-8.19	43.50	-16.39	100	161	QP	Vertical	
4	312.27	27.08	31.72	-4.64	46.00	-18.92	200	267	QP	Vertical	
5	845.77	35.06	31.33	3.73	46.00	-10.94	300	236	QP	Vertical	
6	983.51	35.29	29.32	5.97	54.00	-18.71	400	305	QP	Vertical	

Spurious Emissions, Tx Mode, 1GHz ~ 40GHz
U-NII 5

802.11ax HE20

CH01 (Horizontal)

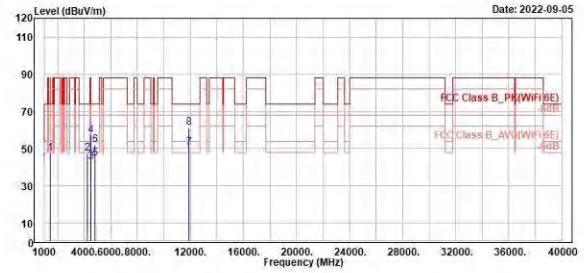
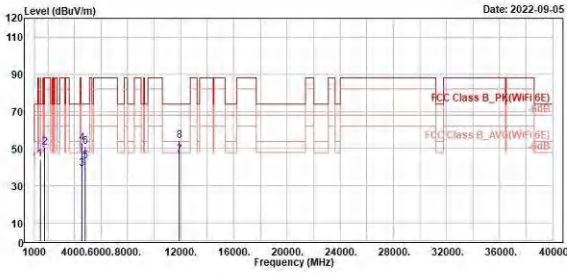
CH01 (Vertical)



TÜV Rheinland Taiwan Ltd.
 No. 458-18, Sec 2, Penfiao, Linkou Dist., New Taipei City 244, Taiwan(R.O.C.)
 Tel: +886-2172-1000 Fax: +886-2172-1922



TÜV Rheinland Taiwan Ltd.
 No. 458-18, Sec 2, Penfiao, Linkou Dist., New Taipei City 244, Taiwan(R.O.C.)
 Tel: +886-2172-1000 Fax: +886-2172-1922



	Read	Limit	Over	APos	TPos	Remark	Pol/Phase	Note
1	2	3	4	5	6	7	8	
MHz	Level	Level	Factor	Line	Limit	dB	cm	deg
1	1482.00	44.16	63.64	-19.48	74.00	-29.84	300	34 Peak
2	1764.00	50.55	67.80	-17.25	88.28	-37.65	300	17 Peak
3	4536.00	39.31	49.52	-10.21	54.00	-14.69	300	121 Average
4	4538.00	52.81	63.02	-10.21	74.00	-21.19	300	121 Peak
5	4843.00	43.47	53.23	-9.76	54.00	-10.53	300	146 Average
6	4843.00	51.28	61.04	-9.76	74.00	-22.72	300	146 Peak
7	11910.00	46.72	47.23	-0.51	54.00	-7.28	399	342 Average
8	11910.00	54.37	54.88	-0.51	74.00	-19.63	399	342 Peak

	Read	Limit	Over	APos	TPos	Remark	Pol/Phase	Note
1	2	3	4	5	6	7	8	
MHz	Level	Level	Factor	Line	Limit	dB	cm	deg
1	1406.00	47.38	66.89	-19.51	74.00	-26.62	300	341 Peak
2	4215.00	47.45	59.37	-10.92	74.00	-26.55	400	55 Peak
3	4524.00	43.08	53.33	-10.25	54.00	-10.92	400	48 Average
4	4524.00	57.09	67.34	-10.25	74.00	-16.91	400	48 Peak
5	4839.00	44.05	54.62	-9.77	54.00	-9.15	200	288 Average
6	4839.00	51.88	61.65	-9.77	74.00	-22.12	200	288 Peak
7	11910.00	59.85	51.36	-8.51	54.00	-3.15	108	158 Average
8	11910.00	61.08	61.59	-0.51	74.00	-12.92	108	158 Peak

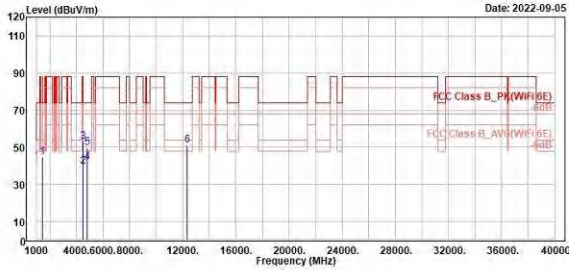
802.11ax HE20

CH45 (Horizontal)

CH45 (Vertical)



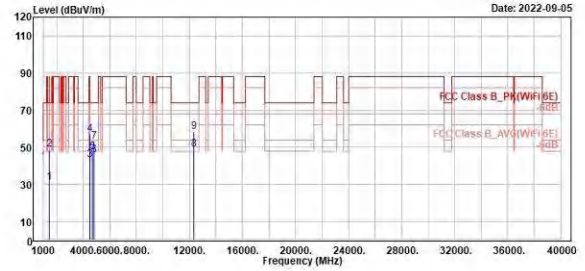
TÜV Rheinland Taiwan Ltd.
No. 438-18, Sec. 2, Fenliao, Linkou Dist., New Taipei City 244, Taiwan(R.O.C.)
Tel: +886-2172-1000 Fax: +886-2172-1922



Read	Level	Level Factor	Limit	Over	APos	TPos	Remark	Pol/Phase	Note
MHz	dBuV/m	dBuV	dB/m	dBuV/m	dB	cm	deg		
1	1483.00	44.87	64.36	-19.49	74.00	-29.13	300	40 Peak	Horizontal
2	4524.00	39.77	58.02	-18.25	54.00	-14.23	400	124 Average	Horizontal
3	4524.00	52.93	63.18	-10.25	74.00	-21.07	400	124 Peak	Horizontal
4	4833.00	41.76	51.55	-9.79	54.00	-12.24	300	139 Average	Horizontal
5	4833.00	49.85	59.64	-9.79	74.00	-24.15	300	139 Peak	Horizontal
6	12350.00	58.89	50.66	0.23	74.00	-23.11	100	320 Peak	Horizontal



TÜV Rheinland Taiwan Ltd.
No. 438-18, Sec. 2, Fenliao, Linkou Dist., New Taipei City 244, Taiwan(R.O.C.)
Tel: +886-2172-1000 Fax: +886-2172-1922



Read	Level	Level Factor	Limit	Over	APos	TPos	Remark	Pol/Phase	Note
MHz	dBuV/m	dBuV	dB/m	dBuV/m	dB	cm	deg		
1	1483.00	30.98	50.39	-19.49	54.00	-23.10	300	338 Average	Vertical
2	1483.00	48.79	68.19	-19.49	74.00	-25.30	300	338 Peak	Vertical
3	4524.00	43.41	53.66	-10.25	54.00	-10.59	400	47 Average	Vertical
4	4524.00	57.04	67.29	-10.25	74.00	-16.96	400	47 Peak	Vertical
5	4681.00	47.59	57.37	-9.78	74.00	-26.41	300	100 Peak	Vertical
6	4842.00	45.71	55.40	-9.77	54.00	-8.29	300	288 Average	Vertical
7	4842.00	52.86	62.63	-9.77	74.00	-21.14	300	288 Peak	Vertical
8	12350.00	48.95	48.72	0.23	54.00	-5.05	100	39 Average	Vertical
9	12350.00	58.41	58.18	0.23	74.00	-15.59	100	39 Peak	Vertical

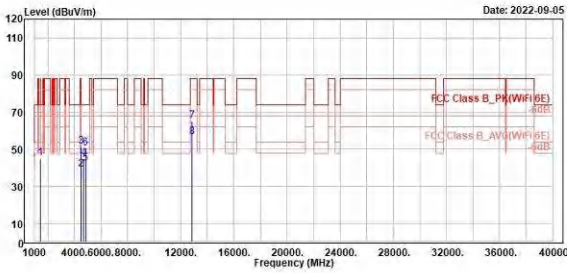
802.11ax HE20

CH93 (Horizontal)

CH93 (Vertical)



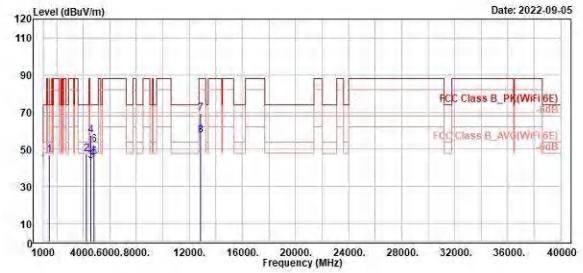
TÜV Rheinland Taiwan Ltd.
No. 458-18, Sec. 2, Fenhiao, Linkou Dist., New Taipei City 244, Taiwan(R.O.C.)
Tel: +886-2172-1000 Fax: +886-2172-1922



Read	Level	Level Factor	Limit Line	Over Limit	APos	TPos	Remark	Pol/Phase	Note
MHz	dBuV/m	dBuV	dB/m	dBuV/m	dB	cm	deg		
1	1483.00	45.26	64.75	-19.49	74.00	-28.74	100	164 Peak	Horizontal
2	4523.00	39.08	49.33	-10.25	54.00	-14.92	300	97 Average	Horizontal
3	4523.00	51.49	61.74	-10.25	74.00	-22.51	300	97 Peak	Horizontal
4	4681.00	45.09	54.87	-9.78	74.00	-28.91	300	12 Peak	Horizontal
5	4844.00	42.34	52.10	-9.76	54.00	-11.66	300	146 Average	Horizontal
6	4844.00	59.70	69.46	-9.76	74.00	-23.30	300	146 Peak	Horizontal
7	12838.00	65.11	64.39	0.72	88.20	-23.09	100	240 Peak	Horizontal
8	12838.00	56.66	55.94	0.72	68.20	-11.54	100	240 RMS	Horizontal



TÜV Rheinland Taiwan Ltd.
No. 458-18, Sec. 2, Fenhiao, Linkou Dist., New Taipei City 244, Taiwan(R.O.C.)
Tel: +886-2172-1000 Fax: +886-2172-1922



Read	Level	Level Factor	Limit Line	Over Limit	APos	TPos	Remark	Pol/Phase	Note
MHz	dBuV/m	dBuV	dB/m	dBuV/m	dB	cm	deg		
1	1405.00	47.02	66.53	-19.51	74.00	-26.98	300	337 Peak	Vertical
2	4219.00	47.24	58.16	-10.92	74.00	-26.76	300	44 Peak	Vertical
3	4531.00	43.64	53.84	-10.20	54.00	-16.36	400	50 Average	Vertical
4	4531.00	57.60	67.80	-10.20	74.00	-16.40	400	50 Peak	Vertical
5	4828.00	45.06	55.67	-9.81	54.00	-8.14	300	290 Average	Vertical
6	4828.00	52.59	62.40	-9.81	74.00	-21.41	300	290 Peak	Vertical
7	12838.00	69.31	68.59	0.72	88.20	-18.89	265	31 Peak	Vertical
8	12838.00	57.46	56.74	0.72	68.20	-10.74	265	31 RMS	Vertical

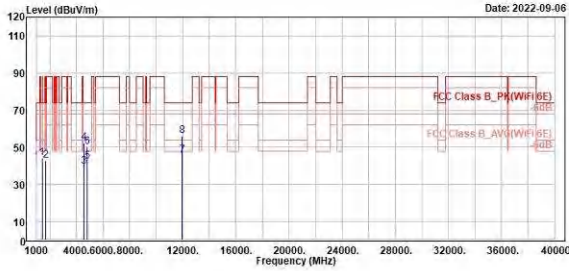
802.11ax HE40

CH03 (Horizontal)

CH03 (Vertical)



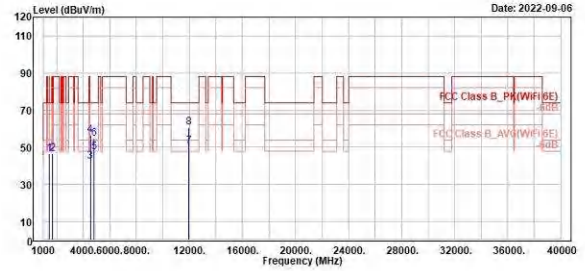
TÜV Rheinland Taiwan Ltd.
No. 458-18, Sec. 2, Fenliao, Linkou Dist., New Taipei City 244, Taiwan(R.O.C.)
Tel: +886-2172-1000 Fax: +886-2172-1922



Read	Level	Level Factor	Limit Line	Over Limit	APos	TPos	Remark	Pol/Phase	Note
MHz	dBuV/m	dBuV	dB/m	dBuV/m	dB	cm	deg		
1	1401.00	44.34	63.81	-19.47	74.00	-29.66	100	158 Peak	Horizontal
2	1718.00	43.07	60.61	-17.54	88.20	-45.13	300	174 Peak	Horizontal
3	4528.00	39.71	49.93	-10.22	54.00	-14.29	300	180 Average	Horizontal
4	4528.00	52.29	62.51	-10.22	74.00	-21.71	300	100 Peak	Horizontal
5	4833.00	42.27	52.06	-9.79	54.00	-11.73	300	138 Average	Horizontal
6	4833.00	50.26	60.05	-9.79	74.00	-23.74	300	130 Peak	Horizontal
7	11930.00	45.50	45.95	-0.45	54.00	-8.50	118	293 Average	Horizontal
8	11930.00	56.13	56.58	-0.45	74.00	-17.87	118	293 Peak	Horizontal



TÜV Rheinland Taiwan Ltd.
No. 458-18, Sec. 2, Fenliao, Linkou Dist., New Taipei City 244, Taiwan(R.O.C.)
Tel: +886-2172-1000 Fax: +886-2172-1922



Read	Level	Level Factor	Limit Line	Over Limit	APos	TPos	Remark	Pol/Phase	Note
MHz	dBuV/m	dBuV	dB/m	dBuV/m	dB	cm	deg		
1	1403.00	46.42	65.91	-19.49	74.00	-27.58	300	124 Peak	Vertical
2	1716.00	46.53	64.09	-17.56	88.20	-41.67	100	241 Peak	Vertical
3	4527.00	42.62	52.85	-10.23	54.00	-11.38	400	52 Average	Vertical
4	4527.00	56.42	66.65	-10.23	74.00	-17.58	400	52 Peak	Vertical
5	4842.00	47.46	57.23	-9.77	54.00	-6.54	300	248 Average	Vertical
6	4842.00	54.88	64.65	-9.77	74.00	-19.12	300	240 Peak	Vertical
7	11930.00	50.51	50.96	-0.45	54.00	-3.49	100	52 Average	Vertical
8	11930.00	60.48	60.93	-0.45	74.00	-13.52	100	52 Peak	Vertical

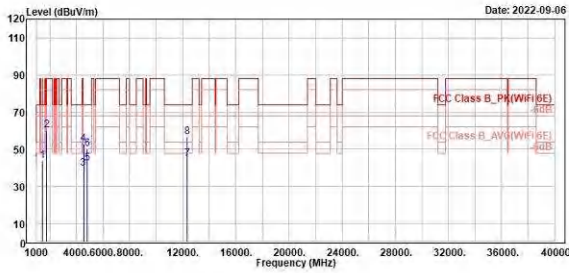
802.11ax HE40

CH43 (Horizontal)

CH43 (Vertical)



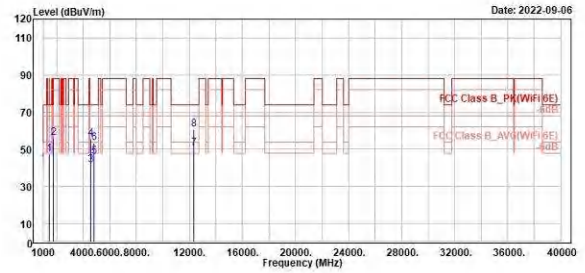
TÜV Rheinland Taiwan Ltd.
No. 458-18, Sec. 2, Fenliao, Linkou Dist., New Taipei City 244, Taiwan(R.O.C.)
Tel: +886-2172-1100 Fax: +886-2172-1922



Read	Limit	Over	APos	TPos	Remark	Pol/Phase	Note		
Level	Line	Limit							
Factor									
dB/m	dBuV/m	dB	cm	deg					
1	1482.00	43.78	63.27	-19.49	74.00	-30.22	400	328 Peak	Horizontal
2	1758.00	60.19	77.52	-17.33	88.20	-28.01	400	68 Peak	Horizontal
3	4526.00	39.88	50.12	-10.24	54.00	-14.12	300	99 Average	Horizontal
4	4526.00	52.96	63.20	-10.24	74.00	-21.04	300	99 Peak	Horizontal
5	4843.00	42.32	52.08	-9.76	54.00	-11.60	300	342 Average	Horizontal
6	4843.00	50.28	60.04	-9.76	74.00	-23.72	300	342 Peak	Horizontal
7	12330.00	44.60	44.40	0.20	54.00	-9.40	100	239 Average	Horizontal
8	12330.00	56.68	56.48	0.20	74.00	-17.32	100	239 Peak	Horizontal



TÜV Rheinland Taiwan Ltd.
No. 458-18, Sec. 2, Fenliao, Linkou Dist., New Taipei City 244, Taiwan(R.O.C.)
Tel: +886-2172-1100 Fax: +886-2172-1922



Read	Limit	Over	APos	TPos	Remark	Pol/Phase	Note		
Level	Line	Limit							
Factor									
dB/m	dBuV/m	dB	cm	deg					
1	1484.00	47.37	66.87	-19.50	74.00	-26.63	300	341 Peak	Vertical
2	1761.00	56.17	73.46	-17.29	88.20	-32.03	190	360 Peak	Vertical
3	4531.00	41.43	51.63	-10.20	54.00	-12.57	234	20 Average	Vertical
4	4531.00	55.79	65.99	-10.20	74.00	-18.21	234	20 Peak	Vertical
5	4836.00	45.86	55.65	-9.79	54.00	-8.14	300	244 Average	Vertical
6	4836.00	53.55	63.34	-9.79	74.00	-20.45	300	244 Peak	Vertical
7	12330.00	50.58	50.38	0.20	54.00	-3.42	113	148 Average	Vertical
8	12330.00	60.78	60.58	0.20	74.00	-13.22	113	148 Peak	Vertical

802.11ax HE40

CH91 (Horizontal)

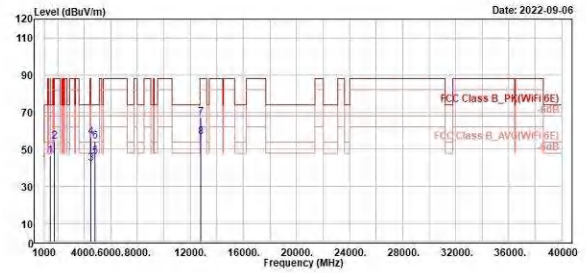
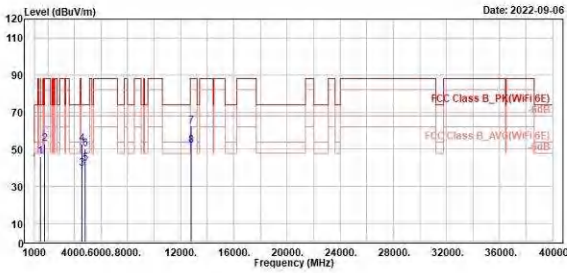
CH91 (Vertical)



TÜV Rheinland Taiwan Ltd.
No. 458-18, Sec. 2, Fenliao, Linkou Dist., New Taipei City 244, Taiwan(R.O.C.)
Tel: +886-2172-1000 Fax: +886-2172-1922



TÜV Rheinland Taiwan Ltd.
No. 458-18, Sec. 2, Fenliao, Linkou Dist., New Taipei City 244, Taiwan(R.O.C.)
Tel: +886-2172-1000 Fax: +886-2172-1922



Read	Limit	Over	Apos	Tpos	Remark	Pol/Phase	Note	
Freq	Level	Level	Line	Line				
MHz	dBuV/m	dBuV	dB/m	dBuV/m	dB	cm	deg	
1	1484.00	46.16	65.66	-19.50	74.00	-27.04	100	162 Peak Horizontal
2	1757.00	52.98	70.25	-17.25	88.20	-35.20	200	232 Peak Horizontal
3	4529.00	39.74	49.96	-10.22	54.00	-14.26	400	124 Average Horizontal
4	4529.00	52.89	63.11	-10.22	74.00	-21.11	400	124 Peak Horizontal
5	4832.00	42.35	52.15	-9.80	54.00	-11.65	300	140 Average Horizontal
6	4832.00	59.35	69.15	-9.80	74.00	-23.65	300	140 Peak Horizontal
7	12818.00	62.34	61.66	0.68	88.20	-25.86	100	236 Peak Horizontal
8	12818.00	52.06	51.38	0.68	68.20	-16.14	100	236 RMS Horizontal

Read	Limit	Over	Apos	Tpos	Remark	Pol/Phase	Note	
Freq	Level	Level	Line	Line				
MHz	dBuV/m	dBuV	dB/m	dBuV/m	dB	cm	deg	
1	1486.00	46.69	66.11	-19.51	74.00	-27.40	300	346 Peak Vertical
2	1757.00	54.11	71.46	-17.35	88.20	-34.09	400	76 Peak Vertical
3	4524.00	42.63	52.88	-10.25	54.00	-11.37	400	45 Average Vertical
4	4524.00	56.54	66.79	-10.25	74.00	-17.46	400	45 Peak Vertical
5	4835.00	46.21	56.00	-9.79	54.00	-7.79	100	239 Average Vertical
6	4835.00	54.07	63.86	-9.79	74.00	-19.93	100	239 Peak Vertical
7	12818.00	67.20	66.52	0.68	88.20	-21.68	100	33 Peak Vertical
8	12818.00	56.58	55.90	0.68	68.20	-11.62	100	33 RMS Vertical

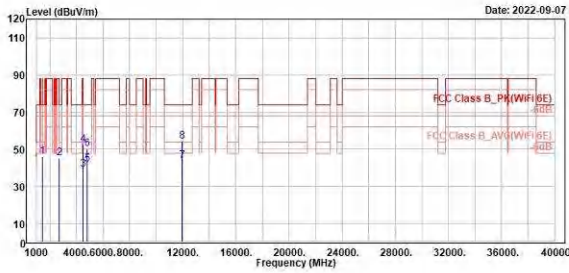
802.11ax HE80

CH07 (Horizontal)

CH07 (Vertical)



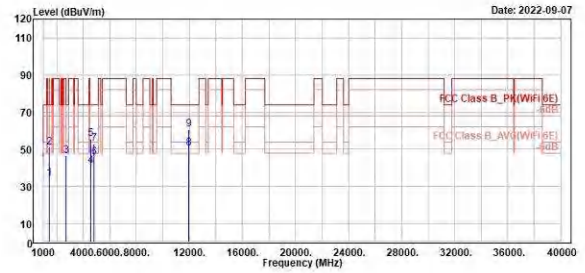
TÜV Rheinland Taiwan Ltd.
No. 458-18, Sec. 2, Fenliao, Linkou Dist., New Taipei City 244, Taiwan(R.O.C.)
Tel: +886-2172-1000 Fax: +886-2172-1922



Read	Limit	Over	APos	TPos	Remark	Pol/Phase	Note			
Level	Line	Limit								
Factor										
dB/m	dBuV/m	dB	cm	deg						
1	1486.00	46.18	65.61	-19.51	74.00	-27.90	400	337 Peak	Horizontal	
2	2736.00	45.23	58.88	-13.65	74.00	-28.77	392	368 Peak	Horizontal	
3	4526.00	39.32	49.59	-10.27	54.00	-14.68	300	180 Average	Horizontal	
4	4528.00	52.51	62.78	-10.27	74.00	-21.49	300	100 Peak	Horizontal	
5	4836.00	42.12	51.91	-9.79	54.00	-11.88	300	141 Average	Horizontal	
6	4836.00	58.07	59.86	-9.79	74.00	-23.93	300	141 Peak	Horizontal	
7	11978.00	43.78	44.13	-0.35	54.00	-10.22	100	128 Average	Horizontal	
8	11978.00	54.15	54.50	-0.35	74.00	-19.85	100	128 Peak	Horizontal	



TÜV Rheinland Taiwan Ltd.
No. 458-18, Sec. 2, Fenliao, Linkou Dist., New Taipei City 244, Taiwan(R.O.C.)
Tel: +886-2172-1000 Fax: +886-2172-1922



Read	Limit	Over	APos	TPos	Remark	Pol/Phase	Note			
Level	Line	Limit								
Factor										
dB/m	dBuV/m	dB	cm	deg						
1	1483.00	34.02	53.51	-19.49	54.00	-19.98	300	18 Average	Vertical	
2	1483.00	50.92	70.41	-19.49	74.00	-23.08	300	18 Peak	Vertical	
3	2736.00	46.58	60.23	-13.65	74.00	-27.42	300	133 Peak	Vertical	
4	4531.00	40.98	51.18	-10.20	54.00	-13.02	400	35 Average	Vertical	
5	4531.00	55.46	65.66	-10.20	74.00	-18.54	400	35 Peak	Vertical	
6	4829.00	45.70	55.50	-9.80	54.00	-8.30	300	249 Average	Vertical	
7	4829.00	52.99	62.79	-9.80	74.00	-21.01	300	249 Peak	Vertical	
8	11978.00	50.47	50.82	-0.35	54.00	-3.53	100	37 Average	Vertical	
9	11978.00	60.85	61.21	-0.35	74.00	-13.14	100	37 Peak	Vertical	

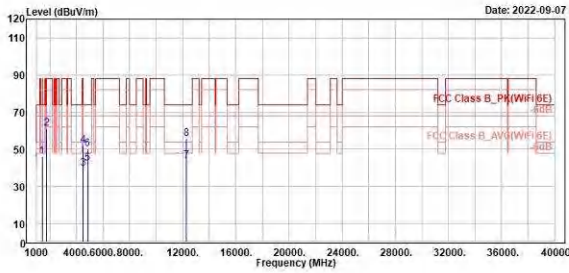
802.11ax HE80

CH39 (Horizontal)

CH39 (Vertical)



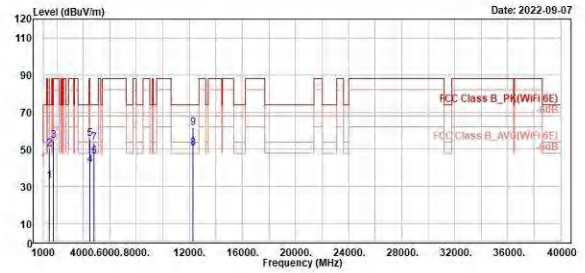
TÜV Rheinland Taiwan Ltd.
No. 458-18, Sec. 2, Penfiao, Linkou Dist., New Taipei City 244, Taiwan(R.O.C.)
Tel: +886-2172-1000 Fax: +886-2172-1922



Read	Limit	Over	Apos	TPos	Remark	Pol/Phase	Note		
Level	Line	Limit							
Factor									
dB/m	dBuV/m	dB	cm	deg					
1	1481.00	46.23	65.70	-19.47	74.00	-27.77	100	36 Peak	Horizontal
2	1758.00	61.18	78.43	-17.33	88.28	-27.10	400	317 Peak	Horizontal
3	4512.00	39.76	58.89	-18.33	54.00	-14.24	400	181 Average	Horizontal
4	4512.00	51.83	62.16	-18.33	74.00	-22.17	400	181 Peak	Horizontal
5	4844.00	42.26	52.82	-9.76	54.00	-11.74	200	182 Average	Horizontal
6	4844.00	58.23	59.99	-9.76	74.00	-23.77	200	182 Peak	Horizontal
7	12298.00	43.89	43.76	0.13	54.00	-18.11	100	236 Average	Horizontal
8	12298.00	55.82	55.69	0.13	74.00	-18.18	100	236 Peak	Horizontal



TÜV Rheinland Taiwan Ltd.
No. 458-18, Sec. 2, Penfiao, Linkou Dist., New Taipei City 244, Taiwan(R.O.C.)
Tel: +886-2172-1000 Fax: +886-2172-1922



Read	Limit	Over	Apos	TPos	Remark	Pol/Phase	Note		
Level	Line	Limit							
Factor									
dB/m	dBuV/m	dB	cm	deg					
1	1486.00	32.82	52.33	-19.51	54.00	-21.18	378	360 Average	Vertical
2	1486.00	58.25	69.88	-19.51	74.00	-23.71	378	360 Peak	Vertical
3	1763.00	54.75	72.01	-17.26	88.28	-33.45	192	360 Peak	Vertical
4	4518.00	41.63	51.91	-18.28	54.00	-12.37	400	45 Average	Vertical
5	4518.00	55.68	65.88	-18.28	74.00	-18.48	400	45 Peak	Vertical
6	4833.00	46.89	55.88	-9.79	54.00	-7.91	400	299 Average	Vertical
7	4833.00	53.22	63.61	-9.79	74.00	-28.78	400	299 Peak	Vertical
8	12298.00	58.78	58.65	0.13	54.00	-3.22	100	42 Average	Vertical
9	12298.00	61.37	61.37	0.13	74.00	-12.50	100	42 Peak	Vertical

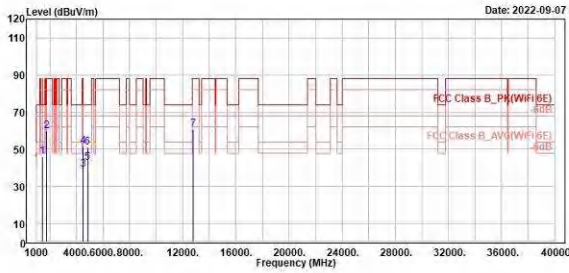
802.11ax HE80

CH87 (Horizontal)

CH87 (Vertical)



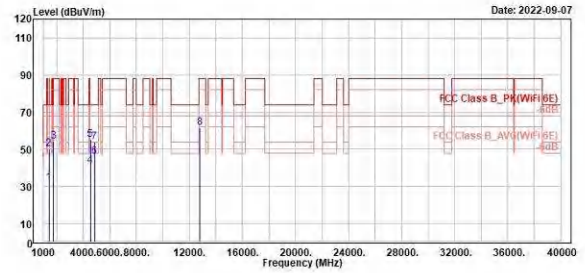
TÜV Rheinland Taiwan Ltd.
No. 438-18, Sec. 2, Fenliao, Linkou Dist., New Taipei City 244, Taiwan(R.O.C.)
Tel: +886-2172-1000 Fax: +886-2172-1922



Read	Limit	Over	APos	TPos	Remark	Pol/Phase	Note		
Freq	Level	Level	Line	Limit					
MHz	dBuV/m	dBuV	dB/m	dBuV/m	dB	cm	deg		
1	1484.00	46.24	65.74	-19.50	74.00	-27.76	100	163 Peak	Horizontal
2	1757.00	59.84	77.19	-17.35	88.20	-28.36	300	7 Peak	Horizontal
3	4519.00	39.38	49.56	-10.28	54.00	-14.62	400	122 Average	Horizontal
4	4519.00	51.67	61.95	-10.28	74.00	-22.33	400	122 Peak	Horizontal
5	4844.00	42.74	52.58	-9.76	54.00	-11.26	300	182 Average	Horizontal
6	4844.00	58.93	68.69	-9.76	74.00	-23.07	300	182 Peak	Horizontal
7	12770.00	68.61	59.98	0.63	88.20	-27.59	100	151 Peak	Horizontal



TÜV Rheinland Taiwan Ltd.
No. 438-18, Sec. 2, Fenliao, Linkou Dist., New Taipei City 244, Taiwan(R.O.C.)
Tel: +886-2172-1000 Fax: +886-2172-1922



Read	Limit	Over	APos	TPos	Remark	Pol/Phase	Note		
Freq	Level	Level	Line	Limit					
MHz	dBuV/m	dBuV	dB/m	dBuV/m	dB	cm	deg		
1	1482.00	31.91	51.39	-19.48	54.00	-22.09	300	13 Average	Vertical
2	1482.00	58.22	69.70	-19.48	74.00	-23.78	300	13 Peak	Vertical
3	1762.00	54.58	71.78	-17.28	88.20	-33.70	200	34 Peak	Vertical
4	4525.00	41.26	51.51	-10.25	54.00	-12.74	400	49 Average	Vertical
5	4525.00	55.27	65.52	-10.25	74.00	-18.73	400	49 Peak	Vertical
6	4844.00	46.24	56.98	-9.76	54.00	-7.76	300	252 Average	Vertical
7	4844.00	53.97	63.73	-9.76	74.00	-20.03	300	252 Peak	Vertical
8	12770.00	61.42	68.79	0.63	88.20	-26.78	100	47 Peak	Vertical

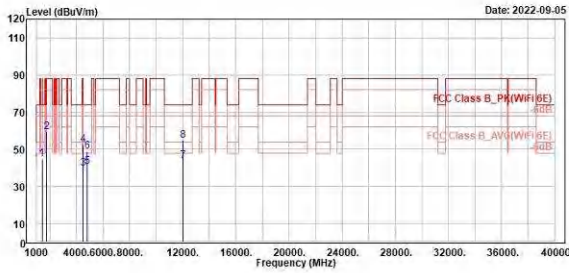
802.11ax HE160

CH15 (Horizontal)

CH15 (Vertical)



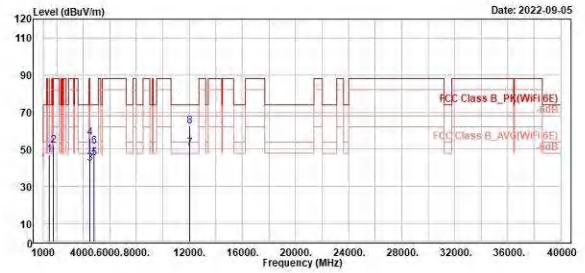
TÜV Rheinland Taiwan Ltd.
No. 458-18, Sec. 2, Fenliao, Linkou Dist., New Taipei City 244, Taiwan(R.O.C.)
Tel: +886-2172-1000 Fax: +886-2172-1922



Read	Level	Level Factor	Limit	Over	APos	TPos	Remark	Pol/Phase	Note
MHz	dBuV/m	dBuV	dB/m	dBuV/m	dB	cm	deg		
1	1492.00	44.86	64.34	-19.48	74.00	-29.14	300	95 Peak	Horizontal
2	1760.00	59.25	76.55	-17.30	88.20	-28.95	400	55 Peak	Horizontal
3	4512.00	39.49	49.82	-10.33	54.00	-14.51	400	124 Average	Horizontal
4	4512.00	52.33	62.66	-10.33	74.00	-21.67	400	124 Peak	Horizontal
5	4838.00	48.76	58.54	-9.78	54.00	-13.24	300	153 Average	Horizontal
6	4838.00	48.86	58.64	-9.78	74.00	-25.14	300	153 Peak	Horizontal
7	12850.00	43.94	44.12	-0.18	54.00	-10.06	100	278 Average	Horizontal
8	12850.00	54.86	55.04	-0.18	74.00	-19.14	100	278 Peak	Horizontal



TÜV Rheinland Taiwan Ltd.
No. 458-18, Sec. 2, Fenliao, Linkou Dist., New Taipei City 244, Taiwan(R.O.C.)
Tel: +886-2172-1000 Fax: +886-2172-1922

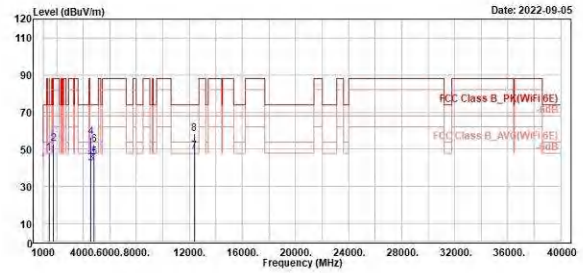
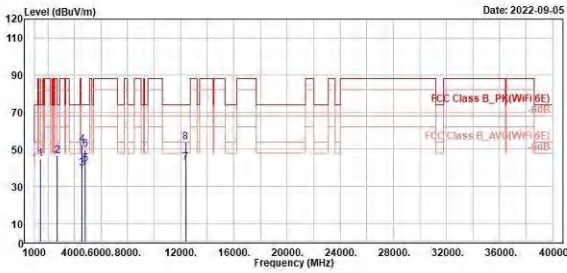


Read	Level	Level Factor	Limit	Over	APos	TPos	Remark	Pol/Phase	Note
MHz	dBuV/m	dBuV	dB/m	dBuV/m	dB	cm	deg		
1	1486.00	46.83	66.34	-19.51	74.00	-27.17	300	4 Peak	Vertical
2	1768.00	51.99	69.18	-17.19	88.20	-36.21	381	360 Peak	Vertical
3	4523.00	42.48	52.73	-10.25	54.00	-11.52	400	43 Average	Vertical
4	4523.00	56.14	66.39	-10.25	74.00	-17.86	400	43 Peak	Vertical
5	4843.00	45.10	54.86	-9.76	54.00	-8.90	300	294 Average	Vertical
6	4843.00	51.86	61.42	-9.76	74.00	-22.54	300	294 Peak	Vertical
7	12850.00	59.72	58.90	-0.18	54.00	-3.28	100	53 Average	Vertical
8	12850.00	62.58	62.76	-0.18	74.00	-11.42	100	53 Peak	Vertical

802.11ax HE160

CH47 (Horizontal)

CH47 (Vertical)



Read	Limit	Over	Apos	Tpos	Remark	Pol/Phase	Note	
Freq	Level	Level	Line	Line				
MHz	dBuV/m	dBuV	dB/m	dBuV/m	dB	cm	deg	
1	1483.00	44.51	64.00	-19.49	74.00	-29.49	300	35 Peak Horizontal
2	2730.00	46.55	60.20	-13.65	74.00	-27.45	320	360 Peak Horizontal
3	4531.00	39.59	49.79	-10.20	54.00	-14.41	400	94 Average Horizontal
4	4531.00	52.52	62.72	-10.20	74.00	-21.48	400	94 Peak Horizontal
5	4840.00	41.86	51.63	-9.77	54.00	-12.14	300	343 Average Horizontal
6	4840.00	49.62	59.39	-9.77	74.00	-24.38	300	343 Peak Horizontal
7	12370.00	42.75	42.48	0.27	54.00	-11.25	100	232 Average Horizontal
8	12370.00	53.64	53.37	0.27	74.00	-20.36	100	232 Peak Horizontal

Read	Limit	Over	Apos	Tpos	Remark	Pol/Phase	Note	
Freq	Level	Level	Line	Line				
MHz	dBuV/m	dBuV	dB/m	dBuV/m	dB	cm	deg	
1	1481.00	47.80	67.27	-19.47	74.00	-26.20	300	95 Peak Vertical
2	1770.00	52.85	70.05	-17.17	88.20	-35.32	100	247 Peak Vertical
3	4530.00	42.46	52.67	-10.21	54.00	-11.54	400	44 Average Vertical
4	4530.00	56.71	66.92	-10.21	74.00	-17.29	400	44 Peak Vertical
5	4842.00	45.73	55.50	-9.77	54.00	-8.27	300	249 Average Vertical
6	4842.00	52.30	62.07	-9.77	74.00	-21.70	300	249 Peak Vertical
7	12370.00	40.85	40.58	0.27	54.00	-5.15	100	45 Average Vertical
8	12370.00	58.40	58.13	0.27	74.00	-15.60	100	45 Peak Vertical

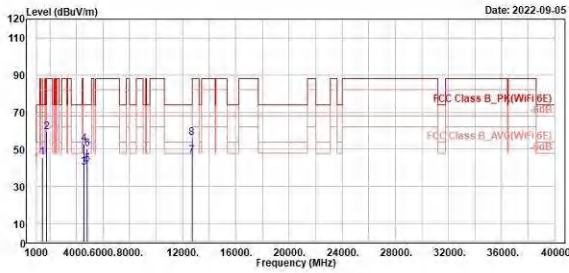
802.11ax HE160

CH79 (Horizontal)

CH79 (Vertical)



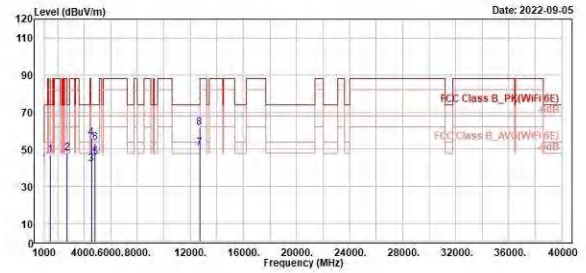
TÜV Rheinland Taiwan Ltd.
No. 438-18, Sec. 2, Fenliao, Linkou Dist., New Taipei City 244, Taiwan(R.O.C.)
Tel: +886-2172-1000 Fax: +886-2172-1922



Read	Limit	Over	APos	TPos	Remark	Pol/Phase	Note		
Level	Line	Limit							
Factor									
dBuV	dB/m	dBuV/m	dB	cm	deg				
1	1484.00	45.47	64.97	-19.50	74.00	-28.53	100	161 Peak	Horizontal
2	1765.00	59.17	76.41	-17.24	88.20	-29.03	400	163 Peak	Horizontal
3	4531.00	39.98	50.18	-10.20	54.00	-14.02	400	124 Average	Horizontal
4	4531.00	53.12	63.32	-10.20	74.00	-20.88	400	124 Peak	Horizontal
5	4838.00	42.11	51.89	-9.78	54.00	-11.89	300	144 Average	Horizontal
6	4838.00	59.00	59.06	-9.78	74.00	-23.92	300	144 Peak	Horizontal
7	12698.00	46.44	45.89	0.55	54.00	-7.56	100	236 Average	Horizontal
8	12698.00	56.24	55.69	0.55	74.00	-17.76	100	236 Peak	Horizontal



TÜV Rheinland Taiwan Ltd.
No. 438-18, Sec. 2, Fenliao, Linkou Dist., New Taipei City 244, Taiwan(R.O.C.)
Tel: +886-2172-1000 Fax: +886-2172-1922



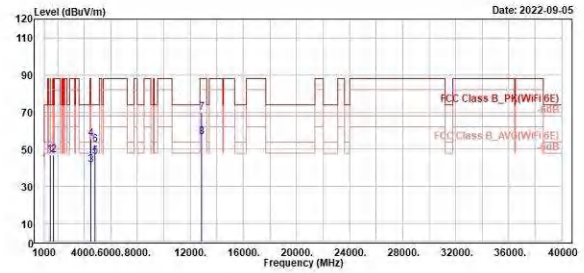
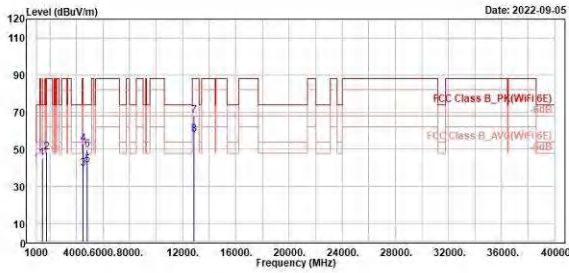
Read	Limit	Over	APos	TPos	Remark	Pol/Phase	Note		
Level	Line	Limit							
Factor									
dBuV	dB/m	dBuV/m	dB	cm	deg				
1	1405.00	47.08	66.59	-19.51	74.00	-26.92	300	77 Peak	Vertical
2	2730.00	47.91	61.56	-13.65	74.00	-26.09	200	63 Peak	Vertical
3	4525.00	41.96	52.21	-10.25	54.00	-12.04	400	49 Average	Vertical
4	4525.00	56.06	66.31	-10.25	74.00	-17.94	400	49 Peak	Vertical
5	4839.00	45.56	55.33	-9.77	54.00	-8.44	300	247 Average	Vertical
6	4839.00	53.35	63.12	-9.77	74.00	-20.65	300	247 Peak	Vertical
7	12698.00	59.74	50.19	0.55	54.00	-3.26	100	222 Average	Vertical
8	12698.00	61.71	61.16	0.55	74.00	-12.29	100	222 Peak	Vertical

U-NII 6

802.11ax HE20

CH97 (Horizontal)

CH97 (Vertical)



Read	Limit	Over	APos	TPos	Remark	Pol/Phase	Note			
Level	Line	Limit								
Factor	Factor	Factor								
dB/m	dB/m	dB/m	cm	deg						
1	1490.00	45.39	64.85	-19.46	74.00	-20.61	100	164 Peak	Horizontal	
2	1761.00	48.55	65.84	-17.29	88.20	-39.65	400	207 Peak	Horizontal	
3	4522.00	39.75	58.01	-10.26	54.00	-14.25	400	126 Average	Horizontal	
4	4522.00	52.83	63.09	-10.26	74.00	-21.17	400	126 Peak	Horizontal	
5	4833.00	41.53	51.32	-9.79	54.00	-12.47	300	138 Average	Horizontal	
6	4833.00	49.68	59.47	-9.79	74.00	-24.32	300	138 Peak	Horizontal	
7	12870.00	67.88	67.89	0.79	88.20	-20.32	100	225 Peak	Horizontal	
8	12870.00	58.06	57.27	0.79	68.20	-10.14	100	225 RMS	Horizontal	

Read	Limit	Over	APos	TPos	Remark	Pol/Phase	Note			
Level	Line	Limit								
Factor	Factor	Factor								
dB/m	dB/m	dB/m	cm	deg						
1	1401.00	47.01	65.48	-19.47	74.00	-25.99	300	336 Peak	Vertical	
2	1710.00	46.77	64.31	-17.54	88.20	-41.43	100	265 Peak	Vertical	
3	4519.00	41.52	51.80	-10.28	54.00	-12.48	400	44 Average	Vertical	
4	4519.00	55.67	65.95	-10.28	74.00	-10.33	400	44 Peak	Vertical	
5	4837.00	45.90	55.77	-9.79	54.00	-0.02	300	291 Average	Vertical	
6	4837.00	52.42	62.21	-9.79	74.00	-21.50	300	291 Peak	Vertical	
7	12870.00	69.85	69.86	0.79	88.20	-18.35	100	33 Peak	Vertical	
8	12870.00	56.70	55.91	0.79	68.20	-11.50	100	33 RMS	Vertical	

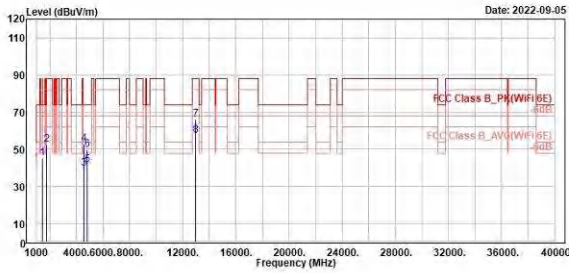
802.11ax HE20

CH105 (Horizontal)

CH105 (Vertical)



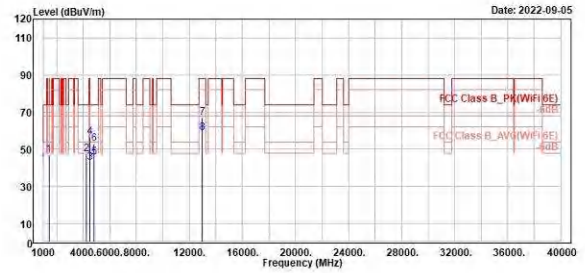
TÜV Rheinland Taiwan Ltd.
No. 438-18, Sec. 2, Fenliao, Linkou Dist., New Taipei City 244, Taiwan(R.O.C.)
Tel: +886-2172-1000 Fax: +886-2172-1922



Read	Level	Level Factor	Limit Line	Over Limit	APos	TPos	Remark	Pol/Phase	Note
MHz	dBuV/m	dBuV	dB/m	dBuV/m	dB	cm	deg		
1	1495.00	45.01	64.52	-19.51	74.00	-28.99	300	36 Peak	Horizontal
2	1763.00	52.39	69.65	-17.26	88.20	-35.81	200	172 Peak	Horizontal
3	4528.00	39.67	49.89	-10.22	54.00	-14.33	400	125 Average	Horizontal
4	4528.00	52.91	63.13	-10.22	74.00	-21.09	400	125 Peak	Horizontal
5	4843.00	41.30	51.06	-9.76	54.00	-12.70	300	334 Average	Horizontal
6	4843.00	49.71	59.47	-9.76	74.00	-24.29	300	334 Peak	Horizontal
7	12950.00	66.36	65.52	0.84	88.20	-21.84	100	224 Peak	Horizontal
8	12950.00	57.56	56.72	0.84	68.20	-10.64	100	224 RMS	Horizontal



TÜV Rheinland Taiwan Ltd.
No. 438-18, Sec. 2, Fenliao, Linkou Dist., New Taipei City 244, Taiwan(R.O.C.)
Tel: +886-2172-1000 Fax: +886-2172-1922



Read	Level	Level Factor	Limit Line	Over Limit	APos	TPos	Remark	Pol/Phase	Note
MHz	dBuV/m	dBuV	dB/m	dBuV/m	dB	cm	deg		
1	1400.00	47.19	66.65	-19.46	74.00	-26.81	300	360 Peak	Vertical
2	4219.00	47.65	58.57	-10.92	74.00	-26.35	400	30 Peak	Vertical
3	4524.00	42.67	52.92	-10.25	54.00	-11.33	400	45 Average	Vertical
4	4524.00	56.55	66.80	-10.25	74.00	-17.45	400	45 Peak	Vertical
5	4842.00	45.61	55.38	-9.77	54.00	-8.39	300	255 Average	Vertical
6	4842.00	52.83	62.60	-9.77	74.00	-21.17	300	255 Peak	Vertical
7	12950.00	67.22	66.38	0.84	88.20	-20.98	100	298 Peak	Vertical
8	12950.00	58.74	57.90	0.84	68.20	-9.46	100	298 RMS	Vertical

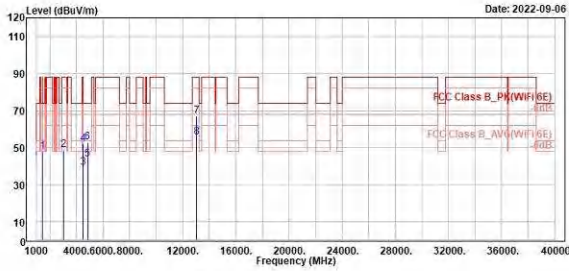
802.11ax HE20

CH113 (Horizontal)

CH113 (Vertical)



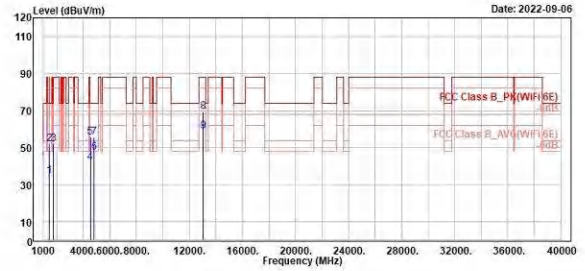
TÜV Rheinland Taiwan Ltd.
No. 438-18, Sec. 2, Fenjiao, Linkou Dist., New Taipei City 244, Taiwan(R.O.C.)
Tel: +886-2172-1000 Fax: +886-2172-1322



	Freq	Level	Read Level	Factor	Limit Line	Over Limit	Apos	Tpos	Remark	Pol/Phase	Note
	MHz	dBuV/m	dBuV	dB/m	dBuV/m	dB	cm	deg			
1	1484.00	47.78	67.28	-19.50	74.00	-26.22	100		163 Peak	Horizontal	
2	3808.00	48.67	61.33	-12.66	88.20	-39.53	400		217 Peak	Horizontal	
3	4521.00	39.32	49.58	-10.26	54.00	-14.68	400		124 Average	Horizontal	
4	4521.00	51.83	62.09	-10.26	74.00	-22.17	400		124 Peak	Horizontal	
5	4844.00	44.01	53.77	-9.76	54.00	-9.99	300		140 Average	Horizontal	
6	4844.00	52.75	62.51	-9.76	74.00	-21.25	300		140 Peak	Horizontal	
7	13836.00	67.06	66.23	0.83	88.20	-21.14	100		241 Peak	Horizontal	
8	13836.00	55.71	54.88	0.83	68.20	-12.49	100		241 RMS	Horizontal	



TÜV Rheinland Taiwan Ltd.
No. 438-18, Sec. 2, Fenjiao, Linkou Dist., New Taipei City 244, Taiwan(R.O.C.)
Tel: +886-2172-1000 Fax: +886-2172-1322



	Freq	Level	Read Level	Factor	Limit Line	Over Limit	Apos	Tpos	Remark	Pol/Phase	Note
	MHz	dBuV/m	dBuV	dB/m	dBuV/m	dB	cm	deg			
1	1483.00	34.57	54.06	-19.49	54.00	-19.43	299	360	Average	Vertical	
2	1483.00	52.80	71.49	-19.49	74.00	-22.80	299	360	Peak	Vertical	
3	1759.00	51.82	69.14	-17.32	88.20	-36.38	260	33	Peak	Vertical	
4	4525.00	42.09	52.34	-10.25	54.00	-11.91	400	46	Average	Vertical	
5	4525.00	55.88	66.13	-10.25	74.00	-18.12	400	46	Peak	Vertical	
6	4842.00	47.08	57.37	-9.77	54.00	-6.40	300	243	Average	Vertical	
7	4842.00	55.81	65.38	-9.77	74.00	-18.39	300	243	Peak	Vertical	
8	13836.00	69.49	68.66	0.83	88.20	-18.71	100	31	Peak	Vertical	
9	13836.00	58.98	58.07	0.83	68.20	-9.30	100	31	RMS	Vertical	

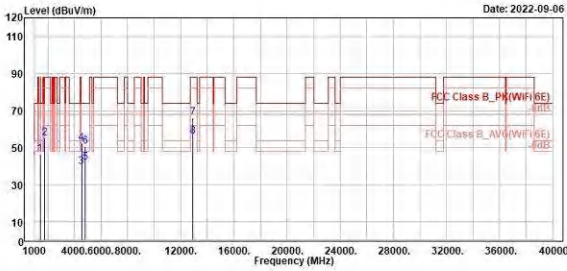
802.11ax HE40

CH99 (Horizontal)

CH99 (Vertical)



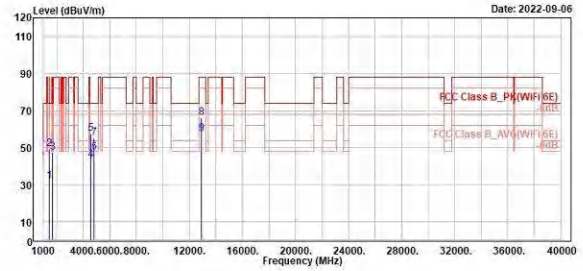
TÜV Rheinland Taiwan Ltd.
No. 438-18, Sec. 2, Fenjiao, Linkou Dist., New Taipei City 244, Taiwan(R.O.C.)
Tel: +886-2172-1000 Fax: +886-2172-1322



Read	Limit	Over	Apos	Tpos	Remark	Pol/Phase	Note		
Level	Line	Limit							
Factor									
dBuV	dB/m	dBuV/m	dB	cm	deg				
1	1480.00	46.38	65.84	-19.46	74.00	-27.62	100	168 Peak	Horizontal
2	1769.00	55.37	72.55	-17.18	88.20	-32.83	200	134 Peak	Horizontal
3	4525.00	39.56	49.81	-10.25	54.00	-14.44	300	98 Average	Horizontal
4	4525.00	52.49	62.74	-10.25	74.00	-21.51	300	98 Peak	Horizontal
5	4828.00	42.17	51.98	-9.81	54.00	-11.83	300	140 Average	Horizontal
6	4828.00	59.74	60.55	-9.81	74.00	-23.26	300	140 Peak	Horizontal
7	12890.00	66.10	65.27	0.83	88.20	-22.10	100	240 Peak	Horizontal
8	12890.00	56.23	55.40	0.83	68.20	-11.97	100	240 RMS	Horizontal



TÜV Rheinland Taiwan Ltd.
No. 438-18, Sec. 2, Fenjiao, Linkou Dist., New Taipei City 244, Taiwan(R.O.C.)
Tel: +886-2172-1000 Fax: +886-2172-1322



Read	Limit	Over	Apos	Tpos	Remark	Pol/Phase	Note		
Level	Line	Limit							
Factor									
dBuV	dB/m	dBuV/m	dB	cm	deg				
1	1484.00	31.92	51.42	-19.50	54.00	-22.08	300	338 Average	Vertical
2	1484.00	49.37	68.87	-19.50	74.00	-24.63	300	338 Peak	Vertical
3	1718.00	47.27	64.81	-17.54	88.20	-40.93	100	255 Peak	Vertical
4	4528.00	43.39	53.61	-10.22	54.00	-10.61	400	48 Average	Vertical
5	4528.00	57.35	67.57	-10.22	74.00	-16.65	400	48 Peak	Vertical
6	4838.00	47.42	57.20	-9.78	54.00	-6.58	300	247 Average	Vertical
7	4838.00	55.11	64.89	-9.78	74.00	-18.89	300	247 Peak	Vertical
8	12890.00	66.07	65.24	0.83	88.20	-22.13	100	25 Peak	Vertical
9	12890.00	57.69	56.86	0.83	68.20	-10.51	100	25 RMS	Vertical

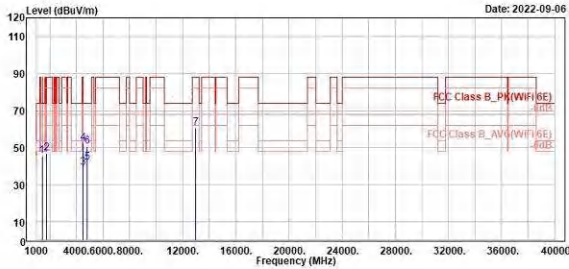
802.11ax HE40

CH107 (Horizontal)

CH107 (Vertical)



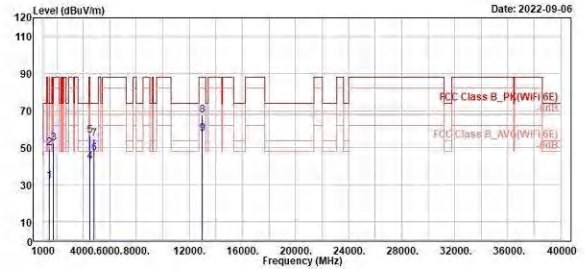
TÜV Rheinland Taiwan Ltd.
No. 438-18, Sec. 2, Fenbiao, Linkou Dist., New Taipei City 244, Taiwan(R.O.C.)
Tel: +886-2172-1000 Fax: +886-2172-1322



Read	Limit	Over	Apos	Tpos	Remark	Pol/Phase	Note
Level	Line	Limit					
Factor							
dBuV	dB/m	dBuV/m	dB	cm	deg		
45.67	-19.48	74.00	-20.33	100	162 Peak	Horizontal	
46.84	-17.35	88.20	-41.36	200	122 Peak	Horizontal	
39.30	-10.29	54.00	-14.70	400	125 Average	Horizontal	
52.61	-10.29	74.00	-21.39	400	125 Peak	Horizontal	
42.17	-9.77	54.00	-11.83	300	138 Average	Horizontal	
58.68	-9.77	74.00	-23.32	300	138 Peak	Horizontal	
60.52	0.84	88.20	-27.68	100	222 Peak	Horizontal	



TÜV Rheinland Taiwan Ltd.
No. 438-18, Sec. 2, Fenbiao, Linkou Dist., New Taipei City 244, Taiwan(R.O.C.)
Tel: +886-2172-1000 Fax: +886-2172-1322

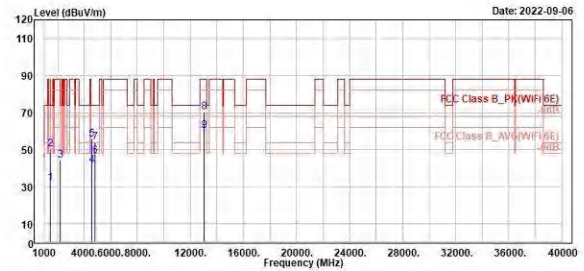
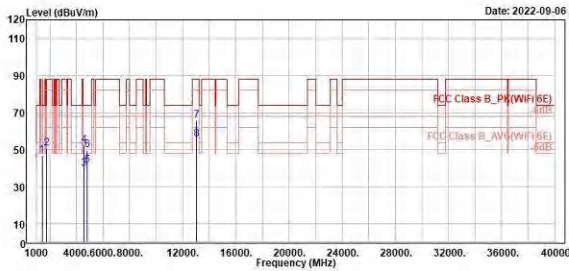


Read	Limit	Over	Apos	Tpos	Remark	Pol/Phase	Note
Level	Line	Limit					
Factor							
dBuV	dB/m	dBuV/m	dB	cm	deg		
31.84	-19.49	54.00	-23.06	300	11 Average	Vertical	
49.65	-19.49	74.00	-24.31	300	11 Peak	Vertical	
52.36	-17.33	88.20	-35.84	400	286 Peak	Vertical	
42.40	-18.28	54.00	-11.60	400	43 Average	Vertical	
56.41	-18.28	74.00	-17.59	400	43 Peak	Vertical	
46.79	-9.77	54.00	-7.21	300	244 Average	Vertical	
54.98	-9.77	74.00	-19.62	300	244 Peak	Vertical	
67.49	0.84	88.20	-26.71	100	22 Peak	Vertical	
57.64	0.84	68.20	-10.56	100	22 RMS	Vertical	

802.11ax HE40

CH115 (Horizontal)

CH115 (Vertical)



Read	Limit	Over	Apos	Tpos	Remark	Pol/Phase	Note		
Level	Line	Limit							
Factor									
dBuV	dB/m	dBuV/m	dB	cm	deg				
1	1482.00	46.98	66.46	-19.48	74.00	-27.02	100	162 Peak	Horizontal
2	1759.00	50.74	68.86	-17.32	88.20	-37.46	100	4 Peak	Horizontal
3	4528.00	39.49	49.71	-10.22	54.00	-14.51	400	125 Average	Horizontal
4	4528.00	52.46	62.68	-10.22	74.00	-21.54	400	125 Peak	Horizontal
5	4835.00	41.65	51.44	-9.79	54.00	-12.35	300	187 Average	Horizontal
6	4835.00	49.56	59.35	-9.79	74.00	-24.44	300	187 Peak	Horizontal
7	13850.00	65.67	64.85	0.82	88.20	-22.53	100	161 Peak	Horizontal
8	13850.00	55.57	54.75	0.82	68.20	-12.63	100	161 RMS	Horizontal

Read	Limit	Over	Apos	Tpos	Remark	Pol/Phase	Note		
Level	Line	Limit							
Factor									
dBuV	dB/m	dBuV/m	dB	cm	deg				
1	1483.00	31.82	51.31	-19.49	54.00	-22.18	300	336 Average	Vertical
2	1483.00	49.99	69.48	-19.49	74.00	-24.01	300	336 Peak	Vertical
3	2178.00	44.15	59.34	-15.19	88.20	-44.05	400	21 Peak	Vertical
4	4529.00	41.69	51.91	-10.22	54.00	-12.31	400	49 Average	Vertical
5	4529.00	55.71	65.93	-10.22	74.00	-18.29	400	49 Peak	Vertical
6	4834.00	46.32	56.11	-9.79	54.00	-7.68	300	248 Average	Vertical
7	4834.00	53.65	63.44	-9.79	74.00	-20.35	300	248 Peak	Vertical
8	13850.00	70.20	69.38	0.82	88.20	-18.00	200	32 Peak	Vertical
9	13850.00	60.04	59.22	0.82	68.20	-8.16	200	32 RMS	Vertical

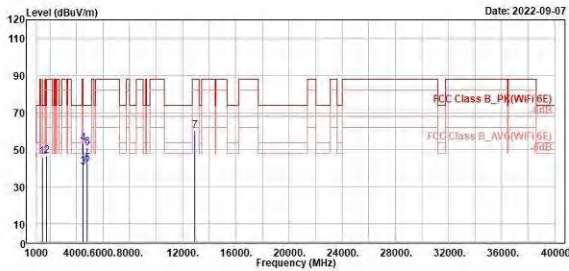
802.11ax HE80

CH103 (Horizontal)

CH103 (Vertical)



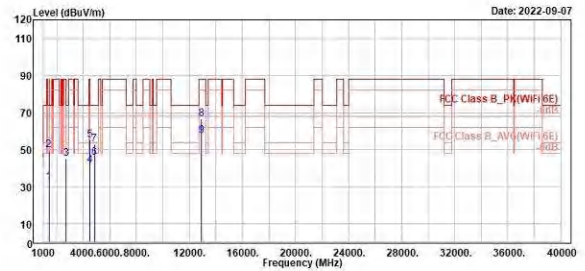
TÜV Rheinland Taiwan Ltd.
No. 438-18, Sec. 2, Fenhiao, Linkou Dist., New Taipei City 244, Taiwan(R.O.C.)
Tel: +886-2172-1000 Fax: +886-2172-1322



	Read	Limit	Over	Apos	Tpos	Remark	Pol/Phase	Note
1	2	3	4	5	6	7		
MHz	Level	Level	Factor	Line	Limit	dB	cm	deg
1	1492.00	45.99	65.47	-19.48	74.00	-28.01	100	207 Peak
2	1760.00	46.60	63.90	-17.30	88.20	-41.60	100	290 Peak
3	4518.00	40.42	50.70	-10.28	54.00	-13.58	400	123 Average
4	4518.00	53.37	63.65	-10.28	74.00	-20.63	400	123 Peak
5	4834.00	42.37	52.16	-9.79	54.00	-11.63	300	141 Average
6	4834.00	50.94	60.73	-9.79	74.00	-23.06	300	141 Peak
7	12930.00	60.39	59.54	0.85	88.20	-27.81	100	240 Peak



TÜV Rheinland Taiwan Ltd.
No. 438-18, Sec. 2, Fenhiao, Linkou Dist., New Taipei City 244, Taiwan(R.O.C.)
Tel: +886-2172-1000 Fax: +886-2172-1322



	Read	Limit	Over	Apos	Tpos	Remark	Pol/Phase	Note
1	2	3	4	5	6	7		
MHz	Level	Level	Factor	Line	Limit	dB	cm	deg
1	1492.00	32.55	52.03	-19.48	54.00	-21.45	300	17 Average
2	1492.00	49.83	69.31	-19.48	74.00	-24.17	300	17 Peak
3	2729.00	45.21	58.86	-13.65	74.00	-28.79	300	147 Peak
4	4520.00	41.50	51.77	-10.27	54.00	-12.50	400	45 Average
5	4520.00	55.18	65.45	-10.27	74.00	-18.82	400	45 Peak
6	4844.00	45.77	55.53	-9.76	54.00	-8.23	400	299 Average
7	4844.00	53.03	62.79	-9.76	74.00	-20.97	400	299 Peak
8	12930.00	66.52	65.67	0.85	88.20	-21.60	100	34 Peak
9	12930.00	57.62	56.77	0.85	68.20	-10.58	100	34 RMS

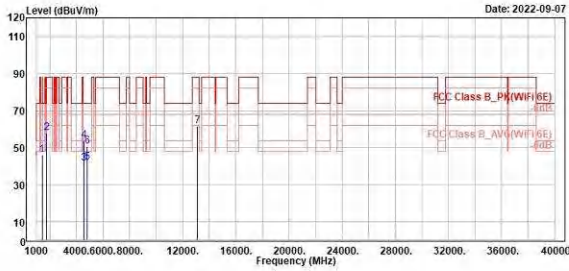
802.11ax HE80

CH119 (Horizontal)

CH119 (Vertical)



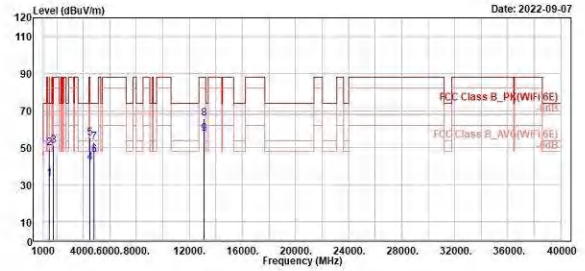
TÜV Rheinland Taiwan Ltd.
No. 438-18, Sec. 2, Fenhiao, Linkou Dist., New Taipei City 244, Taiwan(R.O.C.)
Tel: +886-2172-1000 Fax: +886-2172-1322



Line	Freq	Level	Read Level	Factor	Limit	Over	Apos	Tpos	Remark	Pol/Phase	Note
	MHz	dBuV/m	dBuV	dB/m	dBuV/m	dB	cm	deg			
1	1481.00	46.10	65.57	-19.47	74.00	-27.90	100	162	Peak	Horizontal	
2	1759.00	57.92	75.24	-17.32	88.20	-30.28	300	296	Peak	Horizontal	
3	4531.00	41.31	51.51	-10.20	54.00	-12.69	400	122	Average	Horizontal	
4	4531.00	53.89	64.09	-10.20	74.00	-20.11	400	122	Peak	Horizontal	
5	4829.00	42.12	51.92	-9.80	54.00	-11.88	300	139	Average	Horizontal	
6	4829.00	59.45	69.25	-9.80	74.00	-23.52	300	139	Peak	Horizontal	
7	13898.00	61.53	69.73	8.20	88.20	-26.67	100	137	Peak	Horizontal	



TÜV Rheinland Taiwan Ltd.
No. 438-18, Sec. 2, Fenhiao, Linkou Dist., New Taipei City 244, Taiwan(R.O.C.)
Tel: +886-2172-1000 Fax: +886-2172-1322



Line	Freq	Level	Read Level	Factor	Limit	Over	Apos	Tpos	Remark	Pol/Phase	Note
	MHz	dBuV/m	dBuV	dB/m	dBuV/m	dB	cm	deg			
1	1485.00	33.22	52.73	-19.51	54.00	-20.78	300	360	Average	Vertical	
2	1485.00	49.85	69.36	-19.51	74.00	-24.12	300	360	Peak	Vertical	
3	1757.00	51.22	68.57	-17.35	88.20	-36.98	327	360	Peak	Vertical	
4	4519.00	41.88	52.16	-10.28	54.00	-12.12	400	47	Average	Vertical	
5	4519.00	55.35	65.63	-10.28	74.00	-18.65	400	47	Peak	Vertical	
6	4843.00	46.04	55.80	-9.76	54.00	-7.96	400	28	Average	Vertical	
7	4843.00	52.95	62.71	-9.76	74.00	-21.05	400	28	Peak	Vertical	
8	13898.00	65.98	65.10	0.80	88.20	-22.30	100	354	Peak	Vertical	
9	13898.00	57.48	56.68	0.80	68.20	-10.72	100	354	RMS	Vertical	

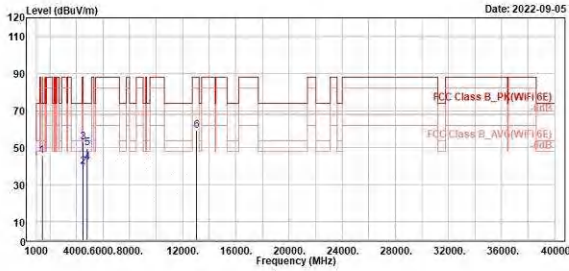
802.11ax HE160

CH111 (Horizontal)

CH111 (Vertical)



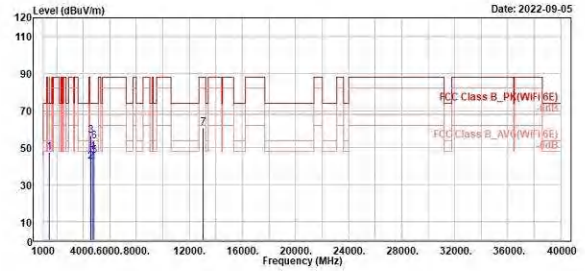
TUV Rheinland Taiwan Ltd.
No. 438-18, Sec. 2, Fenhiao, Linkou Dist., New Taipei City 244, Taiwan(R.O.C.)
Tel: +886-2172-1000 Fax: +886-2172-1322



Read	Limit	Over	Apos	Tpos	Remark	Pol/Phase	Note	
Freq	Level	Level	Line	Line				
MHz	dBuV/m	dBuV	dB/m	dBuV/m	dB	cm	deg	
1	1481.00	45.49	64.96	-19.47	74.00	-20.51	100	168 Peak Horizontal
2	4522.00	39.80	50.86	-10.26	54.00	-14.20	300	96 Average Horizontal
3	4522.00	53.02	63.28	-10.26	74.00	-20.98	300	96 Peak Horizontal
4	4832.00	41.06	51.66	-9.80	54.00	-12.14	300	138 Average Horizontal
5	4832.00	49.93	59.73	-9.80	74.00	-24.07	300	138 Peak Horizontal
6	13010.00	59.33	58.49	0.84	88.20	-26.87	100	76 Peak Horizontal



TUV Rheinland Taiwan Ltd.
No. 438-18, Sec. 2, Fenhiao, Linkou Dist., New Taipei City 244, Taiwan(R.O.C.)
Tel: +886-2172-1000 Fax: +886-2172-1322



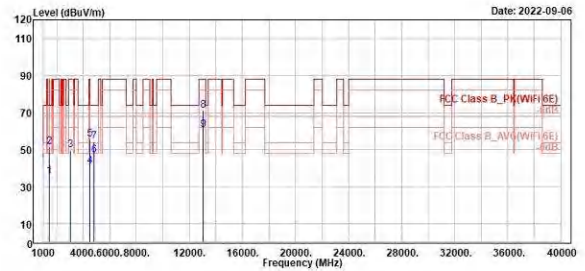
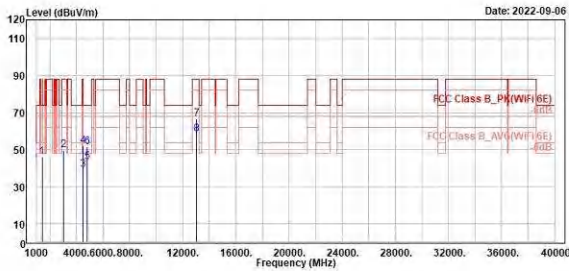
Read	Limit	Over	Apos	Tpos	Remark	Pol/Phase	Note	
Freq	Level	Level	Line	Line				
MHz	dBuV/m	dBuV	dB/m	dBuV/m	dB	cm	deg	
1	1483.00	47.46	66.95	-19.49	74.00	-26.54	300	5 Peak Vertical
2	4529.00	42.60	52.82	-10.22	54.00	-11.40	400	46 Average Vertical
3	4529.00	56.68	66.90	-10.22	74.00	-17.32	400	46 Peak Vertical
4	4681.00	47.87	57.65	-9.78	74.00	-26.13	300	82 Peak Vertical
5	4843.00	45.66	55.42	-9.76	54.00	-8.34	300	250 Average Vertical
6	4843.00	53.25	63.01	-9.76	74.00	-20.75	300	250 Peak Vertical
7	13010.00	60.56	59.72	0.84	88.20	-27.64	300	18 Peak Vertical

U-NII 7

802.11ax HE20

CH117 (Horizontal)

CH117 (Vertical)



Read	Limit	Over	Apos	Tpos	Remark	Pol/Phase	Note			
Level	Line	Limit								
Factor										
dBuV	dB/m	dBuV/m	dB	cm	deg					
1	1481.00	45.97	65.44	-19.47	74.00	-28.03	100	166 Peak	Horizontal	
2	3980.00	49.83	62.49	-12.66	88.20	-38.37	300	116 Peak	Horizontal	
3	4521.00	39.39	49.65	-10.26	54.00	-14.61	400	124 Average	Horizontal	
4	4521.00	51.84	62.10	-10.26	74.00	-22.16	400	124 Peak	Horizontal	
5	4843.00	43.50	53.26	-9.76	54.00	-10.50	400	181 Average	Horizontal	
6	4843.00	51.61	61.37	-9.76	74.00	-22.39	400	181 Peak	Horizontal	
7	13870.00	66.04	66.03	0.81	88.20	-21.36	100	224 Peak	Horizontal	
8	13870.00	58.52	57.71	0.81	68.20	-9.68	100	224 RMS	Horizontal	

Read	Limit	Over	Apos	Tpos	Remark	Pol/Phase	Note			
Level	Line	Limit								
Factor										
dBuV	dB/m	dBuV/m	dB	cm	deg					
1	1484.00	35.52	55.02	-19.50	54.00	-18.48	300	334 Average	Vertical	
2	1484.00	51.78	71.28	-19.50	74.00	-22.22	300	334 Peak	Vertical	
3	3000.00	49.63	62.29	-12.66	88.20	-38.57	200	73 Peak	Vertical	
4	4518.00	40.99	51.27	-10.28	54.00	-13.01	400	46 Average	Vertical	
5	4518.00	55.57	65.85	-10.28	74.00	-18.43	400	46 Peak	Vertical	
6	4838.00	47.17	56.95	-9.78	54.00	-6.83	300	246 Average	Vertical	
7	4838.00	54.35	64.13	-9.78	74.00	-19.65	300	246 Peak	Vertical	
8	13870.00	71.28	78.39	0.81	88.20	-17.00	100	291 Peak	Vertical	
9	13870.00	60.77	59.96	0.81	68.20	-7.43	100	291 RMS	Vertical	

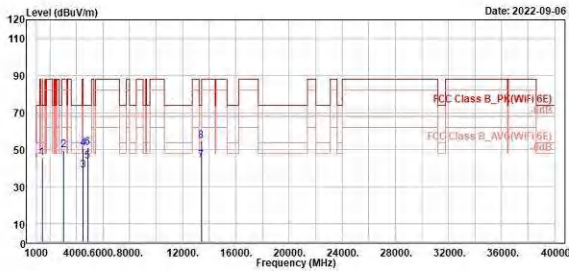
802.11ax HE20

CH149 (Horizontal)

CH149 (Vertical)



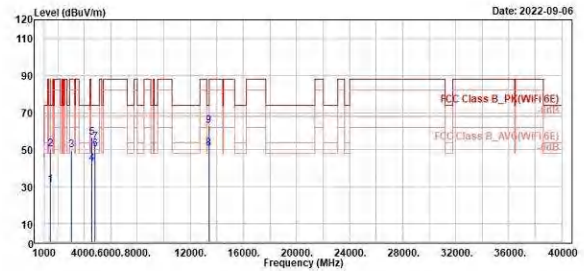
TÜV Rheinland Taiwan Ltd.
No. 438-18, Sec. 2, Fenlian, Linkou Dist., New Taipei City 244, Taiwan(R.O.C.)
Tel: +886-2172-1000 Fax: +886-2172-1322



Read	Limit	Over	Apos	Tpos	Remark	Pol/Phase	Note
Level	Line	Limit					
Factor							
dBuV	dB/m	dBuV/m	dB	cm	deg		
1 1481.00	45.41	64.88	-19.47	74.00	-28.59	100	163 Peak Horizontal
2 3980.00	49.71	62.37	-12.66	88.20	-38.49	300	293 Peak Horizontal
3 4520.00	38.86	49.13	-10.27	54.00	-15.14	400	297 Average Horizontal
4 4520.00	50.67	60.94	-10.27	74.00	-23.33	400	297 Peak Horizontal
5 4844.00	43.68	53.44	-9.76	54.00	-10.32	300	142 Average Horizontal
6 4844.00	51.32	61.08	-9.76	74.00	-22.68	300	142 Peak Horizontal
7 13390.00	44.15	43.25	0.90	54.00	-9.85	100	33 Average Horizontal
8 13390.00	54.56	53.66	0.90	74.00	-19.44	100	33 Peak Horizontal



TÜV Rheinland Taiwan Ltd.
No. 438-18, Sec. 2, Fenlian, Linkou Dist., New Taipei City 244, Taiwan(R.O.C.)
Tel: +886-2172-1000 Fax: +886-2172-1322

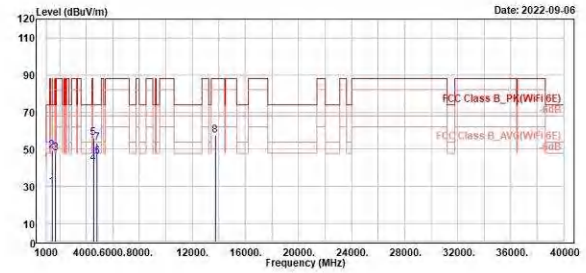
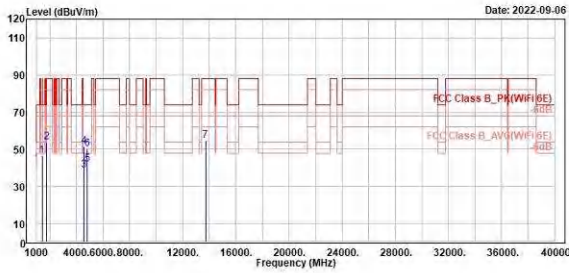


Read	Limit	Over	Apos	Tpos	Remark	Pol/Phase	Note
Level	Line	Limit					
Factor							
dBuV	dB/m	dBuV/m	dB	cm	deg		
1 1484.00	39.88	59.38	-19.50	54.00	-23.12	300	335 Average Vertical
2 1484.00	50.86	69.56	-19.50	74.00	-23.94	300	335 Peak Vertical
3 3000.00	49.79	62.45	-12.66	88.20	-38.41	100	1 Peak Vertical
4 4531.00	42.26	52.46	-10.20	54.00	-11.74	400	47 Average Vertical
5 4531.00	56.62	66.82	-10.20	74.00	-17.38	400	47 Peak Vertical
6 4838.00	50.08	59.86	-9.78	54.00	-3.92	100	238 Average Vertical
7 4838.00	53.76	63.54	-9.78	74.00	-20.24	100	238 Peak Vertical
8 13390.00	50.46	49.56	0.90	54.00	-3.54	100	322 Average Vertical
9 13390.00	62.76	61.86	0.90	74.00	-11.24	100	322 Peak Vertical

802.11ax HE20

CH181 (Horizontal)

CH181 (Vertical)



Read	Level	Level Factor	Limit	Over	APos	TPos	Remark	Pol/Phase	Note
MHz	dBuV/m	dBuV	dB/m	dBuV/m	dB	cm	deg		
1	1492.00	46.42	65.90	-19.48	74.00	-27.58	100	163 Peak	Horizontal
2	1759.00	53.73	71.05	-17.32	88.20	-34.47	391	360 Peak	Horizontal
3	4536.00	38.87	49.68	-10.21	54.00	-15.13	400	128 Average	Horizontal
4	4538.00	51.60	61.81	-10.21	74.00	-22.40	400	128 Peak	Horizontal
5	4841.00	42.01	51.78	-9.77	54.00	-11.99	400	183 Average	Horizontal
6	4841.00	58.08	59.85	-9.77	74.00	-23.92	400	183 Peak	Horizontal
7	13716.00	54.63	53.70	0.93	88.20	-33.57	100	228 Peak	Horizontal

Read	Level	Level Factor	Limit	Over	APos	TPos	Remark	Pol/Phase	Note
MHz	dBuV/m	dBuV	dB/m	dBuV/m	dB	cm	deg		
1	1492.00	29.86	49.34	-19.48	54.00	-24.14	308	121 Average	Vertical
2	1492.00	49.35	68.83	-19.48	74.00	-24.65	308	121 Peak	Vertical
3	1716.00	47.71	65.27	-17.56	88.20	-40.49	100	242 Peak	Vertical
4	4525.00	42.28	52.53	-10.25	54.00	-11.72	400	46 Average	Vertical
5	4525.00	56.30	66.55	-10.25	74.00	-17.70	400	46 Peak	Vertical
6	4834.00	46.02	55.81	-9.79	54.00	-7.98	100	238 Average	Vertical
7	4834.00	53.54	63.33	-9.79	74.00	-20.46	100	238 Peak	Vertical
8	13716.00	57.29	56.36	0.93	88.20	-30.91	100	36 Peak	Vertical

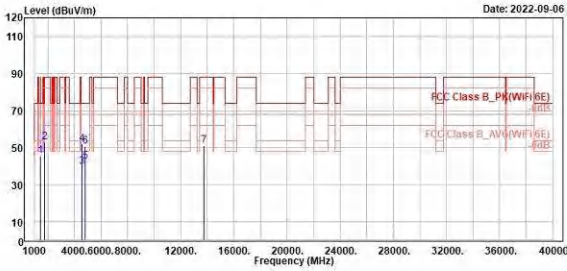
802.11ax HE20

CH185 (Horizontal)

CH185 (Vertical)



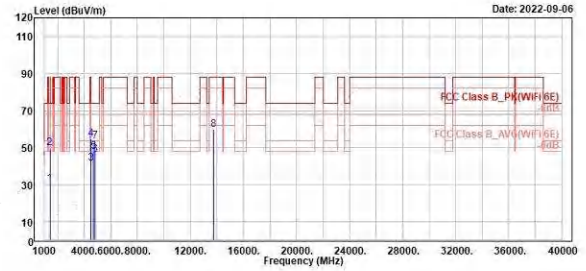
TÜV Rheinland Taiwan Ltd.
No. 438-18, Sec 2, Fenhiao, Linkou Dist., New Taipei City 244, Taiwan(R.O.C.)
Tel: +886-2172-1000 Fax: +886-2172-1322



Read	Limit	Over	Apos	Tpos	Remark	Pol/Phase	Note		
Level	Line	Limit							
Factor									
dBuV	dB/m	dBuV/m	dB	cm	deg				
1	1486.00	45.73	65.24	-19.51	74.00	-28.27	100	165 Peak	Horizontal
2	1757.00	53.14	70.49	-17.35	88.20	-35.06	191	360 Peak	Horizontal
3	4531.00	39.57	49.77	-10.20	54.00	-14.43	300	95 Average	Horizontal
4	4531.00	51.85	62.05	-10.20	74.00	-22.15	300	95 Peak	Horizontal
5	4842.00	42.29	52.06	-9.77	54.00	-11.71	300	142 Average	Horizontal
6	4842.00	58.63	60.40	-9.77	74.00	-23.37	300	142 Peak	Horizontal
7	13750.00	51.31	59.36	0.95	88.20	-36.69	100	240 Peak	Horizontal



TÜV Rheinland Taiwan Ltd.
No. 438-18, Sec 2, Fenhiao, Linkou Dist., New Taipei City 244, Taiwan(R.O.C.)
Tel: +886-2172-1000 Fax: +886-2172-1322



Read	Limit	Over	Apos	Tpos	Remark	Pol/Phase	Note		
Level	Line	Limit							
Factor									
dBuV	dB/m	dBuV/m	dB	cm	deg				
1	1402.00	30.52	50.00	-19.48	54.00	-23.48	300	17 Average	Vertical
2	1402.00	49.80	69.28	-19.48	74.00	-24.28	300	17 Peak	Vertical
3	4523.00	41.55	51.00	-10.25	54.00	-12.45	400	46 Average	Vertical
4	4523.00	54.88	65.13	-10.25	74.00	-19.12	400	46 Peak	Vertical
5	4682.00	48.03	57.81	-9.78	74.00	-25.97	100	84 Peak	Vertical
6	4832.00	45.08	55.68	-9.80	54.00	-8.12	300	245 Average	Vertical
7	4832.00	53.26	63.06	-9.80	74.00	-20.74	300	246 Peak	Vertical
8	13750.00	59.85	58.90	0.95	88.20	-28.35	100	37 Peak	Vertical

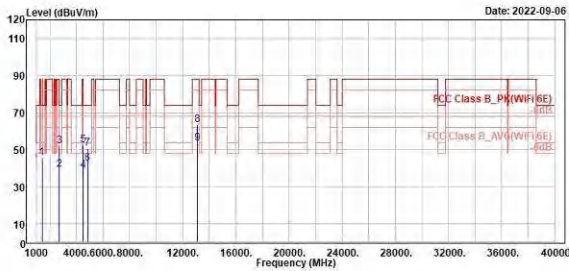
802.11ax HE40

CH123 (Horizontal)

CH123 (Vertical)



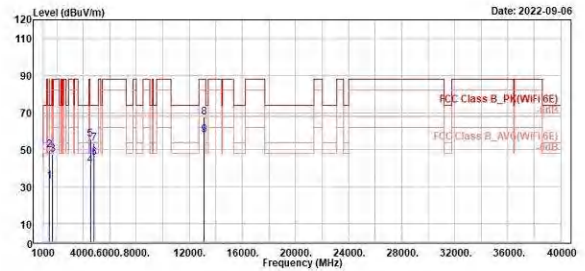
TÜV Rheinland Taiwan Ltd.
No. 438-18, Sec. 2, Fenjiao, Linkou Dist., New Taipei City 244, Taiwan(R.O.C.)
Tel: +886-2172-1000 Fax: +886-2172-1322



Read	Limit	Over	Apos	Tpos	Remark	Pol/Phase	Note
Level	Line	Limit					
Factor							
dBuV	dB/m	dBuV/m	dB	cm	deg		
1 1481.00	45.86	65.33	-19.47	74.00	-20.14	100	36 Peak Horizontal
2 2729.00	39.08	52.73	-13.65	54.00	-14.92	316	360 Average Horizontal
3 2729.00	51.92	65.57	-13.65	74.00	-22.08	316	360 Peak Horizontal
4 4514.00	38.88	49.20	-10.32	54.00	-15.12	400	126 Average Horizontal
5 4514.00	52.54	62.86	-10.32	74.00	-21.46	400	126 Peak Horizontal
6 4844.00	42.44	52.20	-9.76	54.00	-11.56	400	185 Average Horizontal
7 4844.00	50.52	60.28	-9.76	74.00	-23.48	400	185 Peak Horizontal
8 13130.00	63.41	62.62	0.79	88.20	-24.79	100	74 Peak Horizontal
9 13130.00	53.57	52.78	0.79	68.20	-14.63	100	74 RMS Horizontal



TÜV Rheinland Taiwan Ltd.
No. 438-18, Sec. 2, Fenjiao, Linkou Dist., New Taipei City 244, Taiwan(R.O.C.)
Tel: +886-2172-1000 Fax: +886-2172-1322



Read	Limit	Over	Apos	Tpos	Remark	Pol/Phase	Note
Level	Line	Limit					
Factor							
dBuV	dB/m	dBuV/m	dB	cm	deg		
1 1486.00	32.71	52.22	-19.51	54.00	-21.29	308	121 Average Vertical
2 1486.00	49.90	69.41	-19.51	74.00	-24.10	308	121 Peak Vertical
3 1717.00	47.47	65.02	-17.55	88.20	-40.73	100	250 Peak Vertical
4 4526.00	41.57	51.81	-10.24	54.00	-12.43	308	42 Average Vertical
5 4526.00	55.71	65.95	-10.24	74.00	-18.29	308	42 Peak Vertical
6 4842.00	45.42	55.19	-9.77	54.00	-15.50	300	251 Average Vertical
7 4842.00	53.50	63.27	-9.77	74.00	-20.50	300	251 Peak Vertical
8 13130.00	67.75	66.96	0.79	88.20	-20.45	100	354 Peak Vertical
9 13130.00	57.79	57.00	0.79	68.20	-10.41	100	354 RMS Vertical

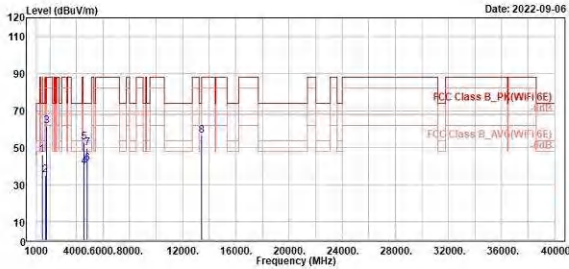
802.11ax HE40

CH155 (Horizontal)

CH155 (Vertical)



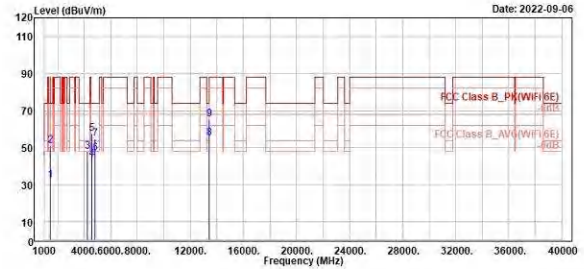
TÜV Rheinland Taiwan Ltd.
No. 438-18, Sec. 2, Fenjiao, Linkou Dist., New Taipei City 244, Taiwan(R.O.C.)
Tel: +886-2172-1000 Fax: +886-2172-1322



Read	Limit	Over	Apos	Tpos	Remark	Pol/Phase	Note		
Freq	Level	Level	Factor	Line	Limit				
MHz	dBuV/m	dBuV	dB/m	dBuV/m	dB	cm	deg		
1	1481.00	46.23	65.70	-19.47	74.00	-27.77	100	168 Peak	Horizontal
2	1657.00	35.00	52.93	-17.93	88.20	-53.20	300	336 Peak	Horizontal
3	1758.00	61.51	78.84	-17.33	88.20	-26.69	400	141 Peak	Horizontal
4	4530.00	39.84	50.05	-10.21	54.00	-14.16	300	97 Average	Horizontal
5	4530.00	52.80	63.01	-10.21	74.00	-21.20	300	97 Peak	Horizontal
6	4842.00	41.55	51.32	-9.77	54.00	-12.45	300	335 Average	Horizontal
7	4842.00	49.76	59.53	-9.77	74.00	-24.24	300	335 Peak	Horizontal
8	13450.00	56.42	55.51	0.91	88.20	-31.78	400	18 Peak	Horizontal



TÜV Rheinland Taiwan Ltd.
No. 438-18, Sec. 2, Fenjiao, Linkou Dist., New Taipei City 244, Taiwan(R.O.C.)
Tel: +886-2172-1000 Fax: +886-2172-1322



Read	Limit	Over	Apos	Tpos	Remark	Pol/Phase	Note		
Freq	Level	Level	Factor	Line	Limit				
MHz	dBuV/m	dBuV	dB/m	dBuV/m	dB	cm	deg		
1	1484.00	32.53	52.03	-19.50	54.00	-21.47	300	333 Average	Vertical
2	1484.00	50.93	70.43	-19.50	74.00	-23.07	300	333 Peak	Vertical
3	4219.00	47.75	58.67	-10.92	74.00	-26.25	300	39 Peak	Vertical
4	4529.00	43.79	54.01	-10.22	54.00	-10.21	400	48 Average	Vertical
5	4529.00	57.37	67.59	-10.22	74.00	-16.63	400	48 Peak	Vertical
6	4839.00	47.19	56.96	-9.77	54.00	-6.81	300	247 Average	Vertical
7	4839.00	54.91	64.68	-9.77	74.00	-19.09	300	247 Peak	Vertical
8	13450.00	55.27	54.36	0.91	68.20	-12.93	100	309 Average	Vertical
9	13450.00	65.27	64.36	0.91	88.20	-22.93	100	309 Peak	Vertical

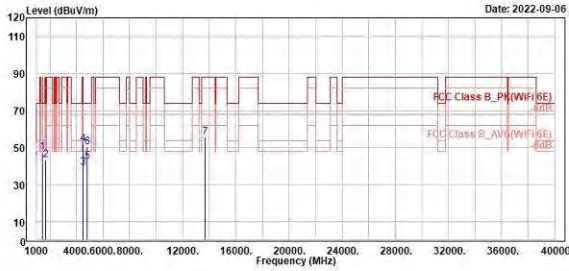
802.11ax HE40

CH179 (Horizontal)

CH179 (Vertical)



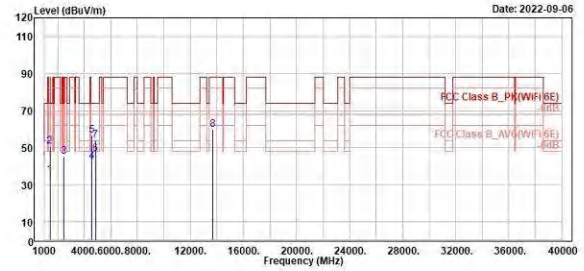
TÜV Rheinland Taiwan Ltd.
No. 438-18, Sec. 2, Fenjiao, Linkou Dist., New Taipei City 244, Taiwan(R.O.C.)
Tel: +886-2172-1000 Fax: +886-2172-1322



Read	Limit	Over	Apos	Tpos	Remark	Pol/Phase	Note		
Freq	Level	Level	Factor	Line	Limit				
MHz	dBuV/m	dBuV	dB/m	dBuV/m	dB	cm	deg		
1	1484.00	47.50	67.00	-19.50	74.00	-26.50	100	158 Peak	Horizontal
2	1713.00	43.18	60.74	-17.56	88.20	-45.02	300	256 Peak	Horizontal
3	4524.00	39.05	49.30	-10.25	54.00	-14.95	400	126 Average	Horizontal
4	4524.00	52.15	62.40	-10.25	74.00	-21.85	400	126 Peak	Horizontal
5	4841.00	42.30	52.07	-9.77	54.00	-11.70	300	139 Average	Horizontal
6	4841.00	58.27	60.04	-9.77	74.00	-23.73	300	139 Peak	Horizontal
7	13690.00	55.64	54.74	0.90	88.20	-32.50	100	173 Peak	Horizontal



TÜV Rheinland Taiwan Ltd.
No. 438-18, Sec. 2, Fenjiao, Linkou Dist., New Taipei City 244, Taiwan(R.O.C.)
Tel: +886-2172-1000 Fax: +886-2172-1322



Read	Limit	Over	Apos	Tpos	Remark	Pol/Phase	Note		
Freq	Level	Level	Factor	Line	Limit				
MHz	dBuV/m	dBuV	dB/m	dBuV/m	dB	cm	deg		
1	1484.00	47.50	67.00	-19.50	74.00	-26.50	100	158 Peak	Horizontal
2	1713.00	43.18	60.74	-17.56	88.20	-45.02	300	256 Peak	Horizontal
3	4524.00	39.05	49.30	-10.25	54.00	-14.95	400	126 Average	Horizontal
4	4524.00	52.15	62.40	-10.25	74.00	-21.85	400	126 Peak	Horizontal
5	4841.00	42.30	52.07	-9.77	54.00	-11.70	300	139 Average	Horizontal
6	4841.00	58.27	60.04	-9.77	74.00	-23.73	300	139 Peak	Horizontal
7	13690.00	55.64	54.74	0.90	88.20	-32.50	100	173 Peak	Horizontal
8	1401.00	35.30	54.77	-19.47	54.00	-18.70	300	8 Average	Vertical
9	1401.00	50.51	69.98	-19.47	74.00	-23.49	300	8 Peak	Vertical
10	2464.00	45.14	59.07	-13.93	88.20	-43.06	100	125 Peak	Vertical
11	4528.00	42.38	52.60	-10.22	54.00	-11.62	400	44 Average	Vertical
12	4528.00	56.49	66.71	-10.22	74.00	-17.51	400	44 Peak	Vertical
13	4844.00	46.36	56.12	-9.76	54.00	-7.64	300	260 Average	Vertical
14	4844.00	53.83	63.59	-9.76	74.00	-20.17	300	260 Peak	Vertical
15	13690.00	59.59	58.69	0.90	88.20	-28.61	100	341 Peak	Vertical

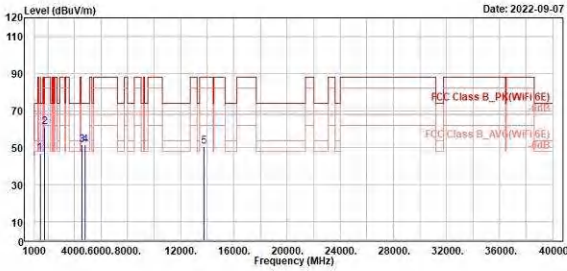
802.11ax HE40

CH187 (Horizontal)

CH187 (Vertical)



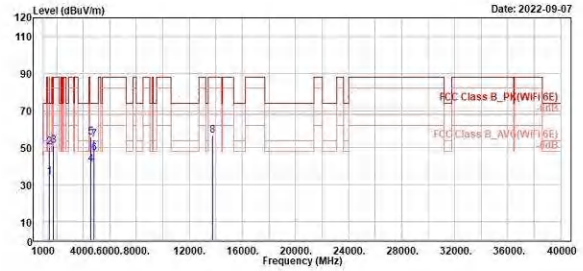
TÜV Rheinland Taiwan Ltd.
No. 438-18, Sec 2, Fenhiao, Linkou Dist., New Taipei City 244, Taiwan(R.O.C.)
Tel: +886-2172-1000 Fax: +886-2172-1322



Read	Limit	Over	Apos	Tpos	Remark	Pol/Phase	Note
Level	Line	Limit					
Factor							
dB/m	dB/m	dB	cm	deg			
1 1481.00	46.87	66.34	-19.47	74.00	-27.13	100	208 Peak Horizontal
2 1757.00	61.06	78.41	-17.35	88.20	-27.14	400	249 Peak Horizontal
3 4536.00	51.60	61.81	-10.21	74.00	-22.40	300	122 Peak Horizontal
4 4836.00	51.64	61.43	-9.79	74.00	-22.36	300	143 Peak Horizontal
5 13776.00	50.82	49.86	0.96	88.20	-37.38	100	47 Peak Horizontal



TÜV Rheinland Taiwan Ltd.
No. 438-18, Sec 2, Fenhiao, Linkou Dist., New Taipei City 244, Taiwan(R.O.C.)
Tel: +886-2172-1000 Fax: +886-2172-1322



Read	Limit	Over	Apos	Tpos	Remark	Pol/Phase	Note
Level	Line	Limit					
Factor							
dB/m	dB/m	dB	cm	deg			
1 1486.00	34.19	53.78	-19.51	54.00	-19.81	363	360 Average Vertical
2 1486.00	50.12	69.63	-19.51	74.00	-23.88	363	360 Peak Vertical
3 1763.00	50.88	68.14	-17.26	88.20	-37.32	200	219 Peak Vertical
4 4530.00	41.12	51.33	-10.21	54.00	-12.88	400	38 Average Vertical
5 4536.00	55.48	65.69	-10.21	74.00	-18.52	400	38 Peak Vertical
6 4835.00	45.86	56.65	-9.79	54.00	-7.14	300	226 Average Vertical
7 4835.00	54.20	63.99	-9.79	74.00	-19.80	300	226 Peak Vertical
8 13776.00	56.78	55.74	0.96	88.20	-31.50	100	49 Peak Vertical

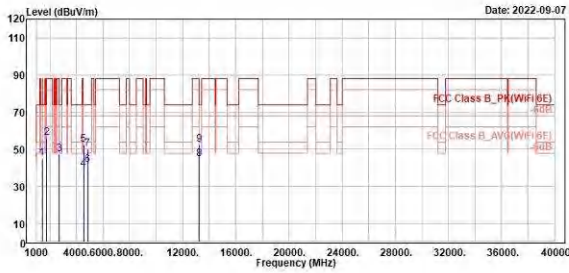
802.11ax HE80

CH135 (Horizontal)

CH135 (Vertical)



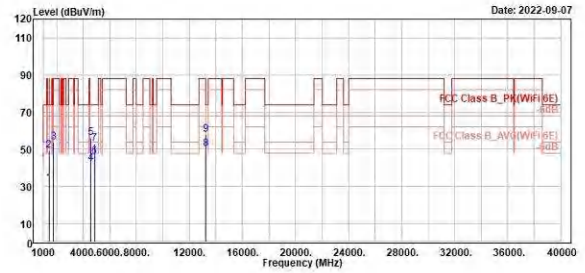
TÜV Rheinland Taiwan Ltd.
No. 438-18, Sec. 2, Penitiao, Linkou Dist., New Taipei City 244, Taiwan(R.O.C.)
Tel: +886-2172-1000 Fax: +886-2172-1922



Read	Limit	Over	APos	TPos	Remark	Pol/Phase	Note	
Freq	Level	Level	Factor	Line	Limit			
MHz	dBuV/m	dBuV	dB/m	dBuV/m	dB	cm	deg	
1	1488.00	45.00	64.46	-19.46	74.00	-29.00	300	86 Peak Horizontal
2	1757.00	56.34	73.69	-17.35	88.20	-31.86	400	225 Peak Horizontal
3	2725.00	47.54	61.19	-13.65	74.00	-26.46	352	360 Peak Horizontal
4	4527.00	39.23	49.46	-10.23	54.00	-14.77	400	124 Average Horizontal
5	4527.00	52.54	62.77	-10.23	74.00	-21.46	400	124 Peak Horizontal
6	4844.00	41.68	51.44	-9.76	54.00	-12.32	200	185 Average Horizontal
7	4844.00	49.98	59.75	-9.76	74.00	-24.01	200	185 Peak Horizontal
8	13258.00	44.59	43.70	0.89	54.00	-9.41	100	40 Average Horizontal
9	13258.00	52.45	51.56	0.89	74.00	-21.55	100	40 Peak Horizontal



TÜV Rheinland Taiwan Ltd.
No. 438-18, Sec. 2, Penitiao, Linkou Dist., New Taipei City 244, Taiwan(R.O.C.)
Tel: +886-2172-1000 Fax: +886-2172-1922



Read	Limit	Over	APos	TPos	Remark	Pol/Phase	Note	
Freq	Level	Level	Factor	Line	Limit			
MHz	dBuV/m	dBuV	dB/m	dBuV/m	dB	cm	deg	
1	1481.00	31.26	50.73	-19.47	54.00	-22.74	302	360 Average Vertical
2	1481.00	40.11	68.58	-19.47	74.00	-24.89	382	360 Peak Vertical
3	1757.00	53.67	71.02	-17.35	88.20	-34.53	200	360 Peak Vertical
4	4528.00	42.61	52.83	-10.22	54.00	-11.39	400	44 Average Vertical
5	4528.00	56.32	66.54	-10.22	74.00	-17.68	400	44 Peak Vertical
6	4844.00	45.94	55.70	-9.76	54.00	-8.06	300	288 Average Vertical
7	4844.00	52.71	62.47	-9.76	74.00	-21.29	300	288 Peak Vertical
8	13258.00	49.97	49.08	0.89	54.00	-4.03	200	26 Average Vertical
9	13258.00	58.09	57.20	0.89	74.00	-15.91	200	26 Peak Vertical

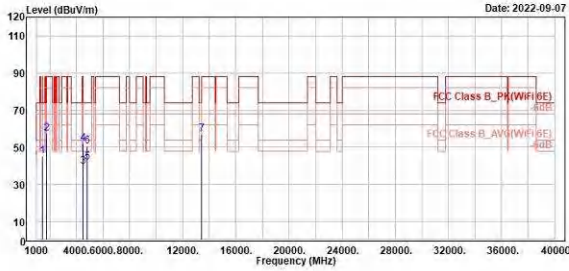
802.11ax HE80

CH151 (Horizontal)

CH151 (Vertical)



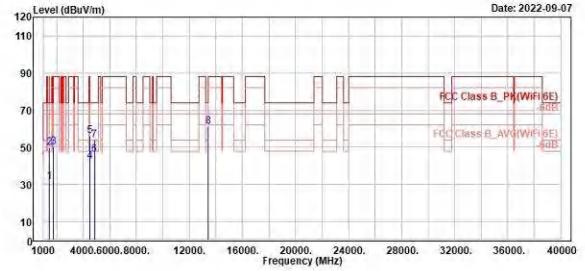
TÜV Rheinland Taiwan Ltd.
No. 438-18, Sec. 2, Fenliao, Linkou Dist., New Taipei City 244, Taiwan(R.O.C.)
Tel: +886-2172-1000 Fax: +886-2172-1922



Read	Level	Level Factor	Limit Line	Over Limit	APos	TPos	Remark	Pol/Phase	Note
MHz	dBuV/m	dBuV	dB/m	dBuV/m	dB	cm	deg		
1	1485.00	45.36	64.87	-19.51	74.00	-28.64	100	210 Peak	Horizontal
2	1759.00	57.41	74.73	-17.32	88.20	-30.79	400	343 Peak	Horizontal
3	4521.00	39.83	58.89	-18.26	54.00	-14.17	300	99 Average	Horizontal
4	4521.00	51.90	62.16	-10.26	74.00	-22.10	300	99 Peak	Horizontal
5	4837.00	42.11	51.90	-9.79	54.00	-11.89	300	143 Average	Horizontal
6	4837.00	58.54	68.33	-9.79	74.00	-23.46	300	143 Peak	Horizontal
7	13416.00	57.26	56.37	0.89	88.20	-30.94	0	0 Peak	Horizontal



TÜV Rheinland Taiwan Ltd.
No. 438-18, Sec. 2, Fenliao, Linkou Dist., New Taipei City 244, Taiwan(R.O.C.)
Tel: +886-2172-1000 Fax: +886-2172-1922



Read	Level	Level Factor	Limit Line	Over Limit	APos	TPos	Remark	Pol/Phase	Note
MHz	dBuV/m	dBuV	dB/m	dBuV/m	dB	cm	deg		
1	1483.00	31.71	51.28	-19.49	54.00	-22.29	379	360 Average	Vertical
2	1483.00	40.66	69.15	-19.49	74.00	-24.34	379	360 Peak	Vertical
3	1758.00	50.21	67.54	-17.33	88.20	-37.99	208	6 Peak	Vertical
4	4520.00	42.64	52.91	-10.27	54.00	-11.36	400	50 Average	Vertical
5	4520.00	55.91	66.18	-10.27	74.00	-18.09	400	50 Peak	Vertical
6	4844.00	46.02	55.78	-9.76	54.00	-7.98	300	254 Average	Vertical
7	4844.00	53.79	63.55	-9.76	74.00	-20.21	300	254 Peak	Vertical
8	13416.00	61.01	60.12	0.89	88.20	-27.19	208	55 Peak	Vertical

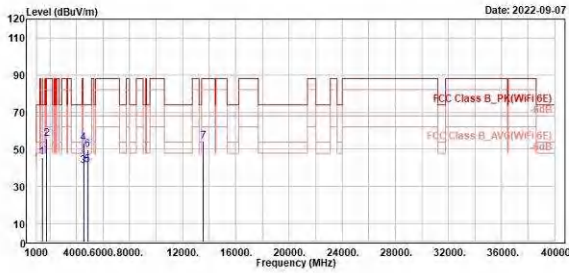
802.11ax HE80

CH167 (Horizontal)

CH167 (Vertical)



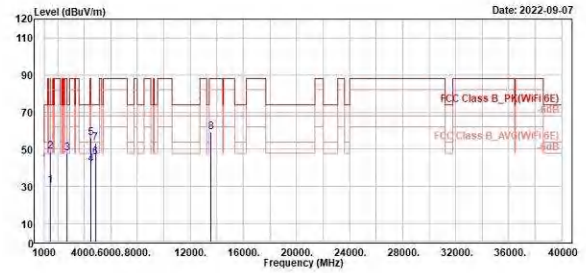
TÜV Rheinland Taiwan Ltd.
No. 438-18, Sec. 2, Fenliao, Linkou Dist., New Taipei City 244, Taiwan(R.O.C.)
Tel: +886-2172-1100 Fax: +886-2172-1322



Read	Level	Level Factor	Limit Line	Over Limit	APos	TPos	Remark	Pol/Phase	Note
MHz	dBuV/m	dBuV	dB/m	dBuV/m	dB	cm	deg		
1	1480.00	45.51	64.97	-19.46	74.00	-28.49	300	88 Peak	Horizontal
2	1759.00	55.56	72.88	-17.32	88.20	-32.64	300	39 Peak	Horizontal
3	4527.00	41.10	51.33	-10.23	54.00	-12.90	400	123 Average	Horizontal
4	4527.00	53.33	63.56	-10.23	74.00	-20.67	400	123 Peak	Horizontal
5	4844.00	41.65	51.41	-9.76	54.00	-12.35	300	151 Average	Horizontal
6	4844.00	49.71	59.47	-9.76	74.00	-24.29	300	151 Peak	Horizontal
7	13570.00	54.14	53.37	0.77	88.20	-34.06	400	100 Peak	Horizontal



TÜV Rheinland Taiwan Ltd.
No. 438-18, Sec. 2, Fenliao, Linkou Dist., New Taipei City 244, Taiwan(R.O.C.)
Tel: +886-2172-1100 Fax: +886-2172-1322



Read	Level	Level Factor	Limit Line	Over Limit	APos	TPos	Remark	Pol/Phase	Note
MHz	dBuV/m	dBuV	dB/m	dBuV/m	dB	cm	deg		
1	1480.00	30.69	50.18	-19.49	54.00	-23.31	301	360 Average	Vertical
2	1480.00	48.70	68.19	-19.49	74.00	-25.30	381	360 Peak	Vertical
3	2751.00	48.01	61.66	-13.65	74.00	-25.99	300	28 Peak	Vertical
4	4523.00	42.10	52.35	-10.25	54.00	-11.90	400	45 Average	Vertical
5	4523.00	56.04	66.29	-10.25	74.00	-17.96	400	45 Peak	Vertical
6	4844.00	45.49	55.25	-9.76	54.00	-8.51	400	230 Average	Vertical
7	4844.00	53.35	63.11	-9.76	74.00	-20.65	400	230 Peak	Vertical
8	13570.00	59.18	58.33	0.77	88.20	-29.10	100	316 Peak	Vertical

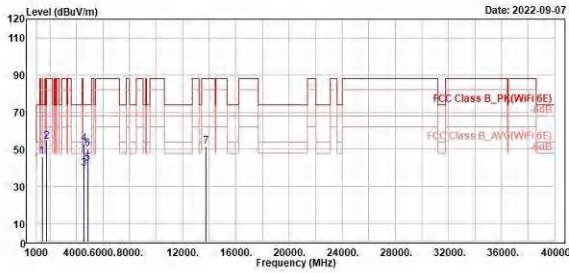
802.11ax HE80

CH183 (Horizontal)

CH183 (Vertical)



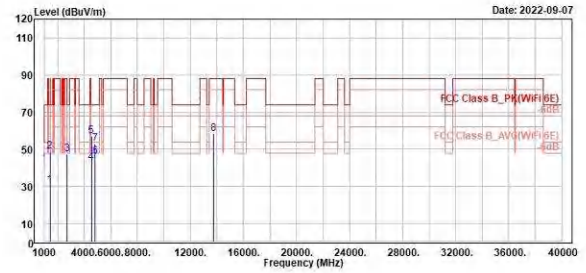
TUV Rheinland Taiwan Ltd.
No. 438-18, Sec 2, Penfiao, Linkou Dist., New Taipei City 244, Taiwan(R.O.C.)
Tel: +886-2172-1000 Fax: +886-2172-1922



Read	Level	Level Factor	Limit Line	Over Limit	APos	TPos	Remark	Pol/Phase	Note
MHz	dBuV/m	dBuV	dB/m	dBuV/m	dB	cm	deg		
1	1481.00	45.93	65.48	-19.47	74.00	-28.07	100	285 Peak	Horizontal
2	1757.00	54.08	71.43	-17.35	88.20	-34.12	400	361 Peak	Horizontal
3	4529.00	39.70	49.92	-10.22	54.00	-14.30	400	128 Average	Horizontal
4	4529.00	52.95	63.17	-10.22	74.00	-21.05	400	128 Peak	Horizontal
5	4844.00	42.28	52.04	-9.76	54.00	-11.72	400	182 Average	Horizontal
6	4844.00	58.21	59.97	-9.76	74.00	-23.79	400	182 Peak	Horizontal
7	13730.00	51.52	58.58	0.94	88.20	-36.68	100	48 Peak	Horizontal



TUV Rheinland Taiwan Ltd.
No. 438-18, Sec 2, Penfiao, Linkou Dist., New Taipei City 244, Taiwan(R.O.C.)
Tel: +886-2172-1000 Fax: +886-2172-1922



Read	Level	Level Factor	Limit Line	Over Limit	APos	TPos	Remark	Pol/Phase	Note
MHz	dBuV/m	dBuV	dB/m	dBuV/m	dB	cm	deg		
1	1482.00	30.41	49.89	-19.48	54.00	-23.59	376	360 Average	Vertical
2	1482.00	48.67	68.15	-19.48	74.00	-25.33	376	360 Peak	Vertical
3	2736.00	47.59	61.24	-13.65	74.00	-26.41	208	32 Peak	Vertical
4	4527.00	42.88	53.11	-10.23	54.00	-11.12	400	50 Average	Vertical
5	4527.00	56.91	67.14	-10.23	74.00	-17.09	400	50 Peak	Vertical
6	4827.00	45.87	55.69	-9.82	54.00	-8.13	100	241 Average	Vertical
7	4827.00	52.74	62.56	-9.82	74.00	-21.26	100	241 Peak	Vertical
8	13730.00	58.61	57.67	0.94	88.20	-29.59	100	51 Peak	Vertical

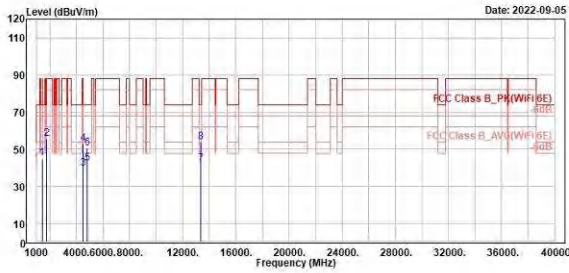
802.11ax HE160

CH143 (Horizontal)

CH143 (Vertical)



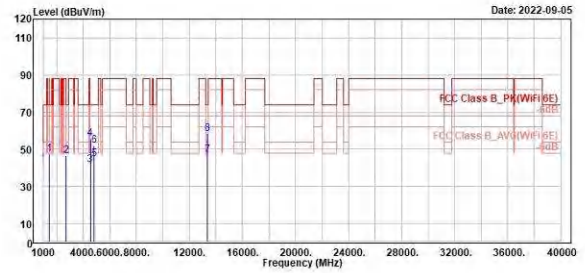
TÜV Rheinland Taiwan Ltd.
No. 458-18, Sec. 2, Fenhiao, Linkou Dist., New Taipei City 244, Taiwan(R.O.C.)
Tel: +886-2172-1000 Fax: +886-2172-1922



Read	Limit	Over	APos	TPos	Remark	Pol/Phase	Note
Level	Line	Limit					
Factor							
dB/m	dB/m	dB	cm	deg			
1 1400.00	45.39	64.85	-19.46	74.00	-20.61	300	99 Peak Horizontal
2 1758.00	55.70	73.03	-17.33	88.20	-32.50	400	330 Peak Horizontal
3 4524.00	39.66	49.91	-10.25	54.00	-14.34	400	125 Average Horizontal
4 4524.00	53.05	63.30	-10.25	74.00	-20.95	400	125 Peak Horizontal
5 4842.00	42.53	52.30	-9.77	54.00	-11.47	300	139 Average Horizontal
6 4842.00	50.49	60.26	-9.77	74.00	-23.51	300	139 Peak Horizontal
7 13330.00	42.10	41.12	0.98	54.00	-11.90	121	41 Average Horizontal
8 13330.00	54.07	53.09	0.98	74.00	-19.93	121	41 Peak Horizontal



TÜV Rheinland Taiwan Ltd.
No. 458-18, Sec. 2, Fenhiao, Linkou Dist., New Taipei City 244, Taiwan(R.O.C.)
Tel: +886-2172-1000 Fax: +886-2172-1922



Read	Limit	Over	APos	TPos	Remark	Pol/Phase	Note
Level	Line	Limit					
Factor							
dB/m	dB/m	dB	cm	deg			
1 1405.00	47.45	66.96	-19.51	74.00	-26.55	300	16 Peak Vertical
2 2731.00	46.45	69.14	-13.65	74.00	-27.51	100	130 Peak Vertical
3 4526.00	41.64	51.88	-10.24	54.00	-12.36	400	46 Average Vertical
4 4526.00	55.68	65.92	-10.24	74.00	-10.32	400	46 Peak Vertical
5 4838.00	44.60	54.38	-9.78	54.00	-9.40	300	251 Average Vertical
6 4838.00	52.16	61.94	-9.78	74.00	-21.04	300	251 Peak Vertical
7 13330.00	46.97	45.99	0.98	54.00	-7.03	100	332 Average Vertical
8 13330.00	58.36	57.38	0.98	74.00	-15.64	100	332 Peak Vertical

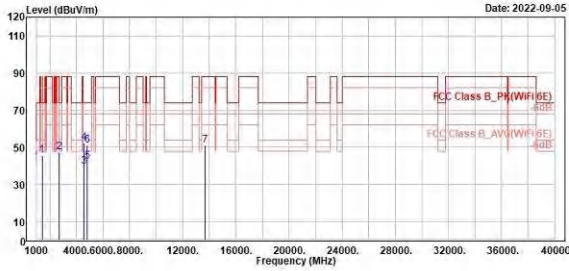
802.11ax HE160

CH175 (Horizontal)

CH175 (Vertical)



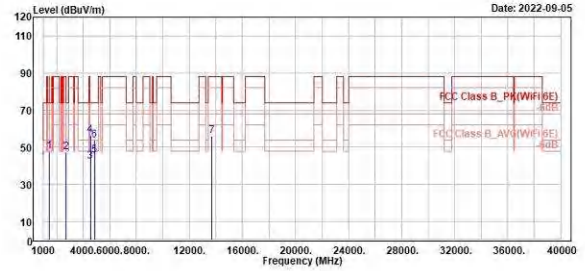
TÜV Rheinland Taiwan Ltd.
No. 438-18, Sec. 2, Fenliao, Linkou Dist., New Taipei City 244, Taiwan(R.O.C.)
Tel: +886-2172-1100 Fax: +886-2172-1322



Read	Level	Level Factor	Limit Line	Over Limit	APos	TPos	Remark	Pol/Phase	Note
MHz	dBuV/m	dBuV	dB/m	dBuV/m	dB	cm	deg		
1	1486.00	45.61	65.07	-19.46	74.00	-28.39	100	159 Peak	Horizontal
2	2732.00	47.41	61.04	-13.63	74.00	-26.59	322	360 Peak	Horizontal
3	4536.00	39.61	49.82	-10.21	54.00	-14.39	400	125 Average	Horizontal
4	4536.00	52.54	62.75	-10.21	74.00	-21.46	400	125 Peak	Horizontal
5	4838.00	42.31	52.09	-9.78	54.00	-11.69	300	145 Average	Horizontal
6	4838.00	58.99	68.77	-9.78	74.00	-23.01	300	145 Peak	Horizontal
7	13656.00	58.89	68.68	0.81	88.28	-37.31	100	236 Peak	Horizontal



TÜV Rheinland Taiwan Ltd.
No. 438-18, Sec. 2, Fenliao, Linkou Dist., New Taipei City 244, Taiwan(R.O.C.)
Tel: +886-2172-1100 Fax: +886-2172-1322



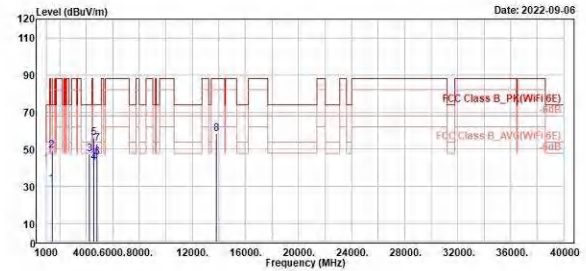
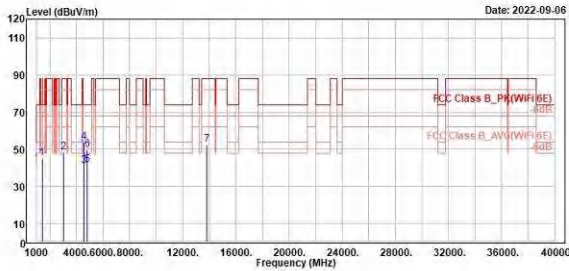
Read	Level	Level Factor	Limit Line	Over Limit	APos	TPos	Remark	Pol/Phase	Note
MHz	dBuV/m	dBuV	dB/m	dBuV/m	dB	cm	deg		
1	1486.00	47.97	67.48	-19.51	74.00	-26.03	300	4 Peak	Vertical
2	2730.00	47.50	61.15	-13.65	74.00	-26.50	100	202 Peak	Vertical
3	4527.00	42.51	52.74	-10.23	54.00	-11.49	400	49 Average	Vertical
4	4527.00	56.48	66.71	-10.23	74.00	-17.52	400	49 Peak	Vertical
5	4844.00	45.85	55.61	-9.76	54.00	-8.15	300	247 Average	Vertical
6	4844.00	53.81	63.57	-9.76	74.00	-20.19	300	247 Peak	Vertical
7	13656.00	56.19	65.98	0.81	88.28	-32.01	200	29 Peak	Vertical

U-NII 8

802.11ax HE20

CH189 (Horizontal)

CH189 (Vertical)



Read	Limit	Over	APos	TPos	Remark	Pol/Phase	Note
Level	Line	Limit					
dBuV/m	dBuV	dB/m	dBuV/m	dB	cm	deg	
1 1492.00	45.28	64.76	-19.48	74.00	-28.72	100	168 Peak Horizontal
2 3800.00	48.57	61.23	-12.66	88.20	-39.63	300	294 Peak Horizontal
3 4531.00	40.91	51.11	-10.20	54.00	-13.09	400	125 Average Horizontal
4 4531.00	53.98	64.18	-10.20	74.00	-20.02	400	125 Peak Horizontal
5 4837.00	41.57	51.36	-9.79	54.00	-12.43	300	184 Average Horizontal
6 4837.00	49.52	59.31	-9.79	74.00	-24.48	300	184 Peak Horizontal
7 13790.00	52.65	51.69	0.96	88.20	-35.55	100	49 Peak Horizontal

Read	Limit	Over	APos	TPos	Remark	Pol/Phase	Note
Level	Line	Limit					
dBuV/m	dBuV	dB/m	dBuV/m	dB	cm	deg	
1 1492.00	30.85	50.33	-19.48	54.00	-23.15	300	342 Average Vertical
2 1492.00	49.49	68.88	-19.48	74.00	-24.60	300	342 Peak Vertical
3 4213.00	47.41	58.34	-10.93	74.00	-26.59	300	30 Peak Vertical
4 4531.00	42.00	53.00	-10.20	54.00	-11.20	400	48 Average Vertical
5 4531.00	56.22	66.42	-10.20	74.00	-17.78	400	48 Peak Vertical
6 4836.00	45.06	55.45	-9.79	54.00	-8.34	300	250 Average Vertical
7 4836.00	53.05	62.85	-9.79	74.00	-20.94	300	250 Peak Vertical
8 13790.00	58.51	57.55	0.96	88.20	-29.69	300	18 Peak Vertical

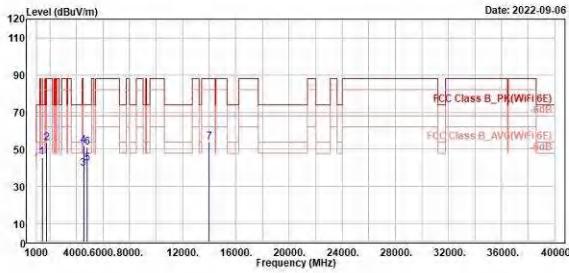
802.11ax HE20

CH209 (Horizontal)

CH209 (Vertical)



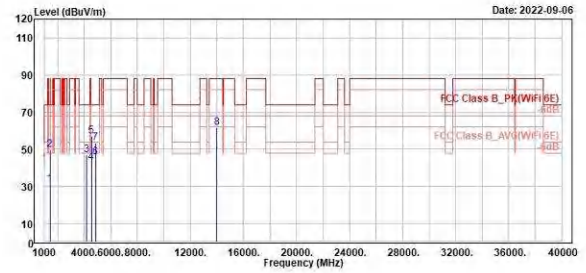
TÜV Rheinland Taiwan Ltd.
No. 438-18, Sec. 2, Fenliao, Linkou Dist., New Taipei City 244, Taiwan(R.O.C.)
Tel: +886-2172-1000 Fax: +886-2172-1922



Read	Level	Level Factor	Limit Line	Over Limit	APos	TPos	Remark	Pol/Phase	Note
MHz	dBuV/m	dBuV	dB/m	dBuV/m	dB	cm	deg		
1	1491.00	45.41	64.88	-19.47	74.00	-28.59	100	161 Peak	Horizontal
2	1758.00	53.36	70.69	-17.33	88.20	-34.84	400	174 Peak	Horizontal
3	4525.00	39.55	49.80	-10.25	54.00	-14.45	400	126 Average	Horizontal
4	4525.00	51.88	62.13	-10.25	74.00	-22.12	400	126 Peak	Horizontal
5	4843.00	42.23	51.99	-9.76	54.00	-11.77	400	185 Average	Horizontal
6	4843.00	51.16	60.92	-9.76	74.00	-22.84	400	185 Peak	Horizontal
7	13996.00	53.87	52.35	1.52	88.20	-34.33	100	167 Peak	Horizontal



TÜV Rheinland Taiwan Ltd.
No. 438-18, Sec. 2, Fenliao, Linkou Dist., New Taipei City 244, Taiwan(R.O.C.)
Tel: +886-2172-1000 Fax: +886-2172-1922



Read	Level	Level Factor	Limit Line	Over Limit	APos	TPos	Remark	Pol/Phase	Note
MHz	dBuV/m	dBuV	dB/m	dBuV/m	dB	cm	deg		
1	1492.00	31.05	50.53	-19.48	54.00	-22.95	301	360 Average	Vertical
2	1492.00	40.53	69.01	-19.48	74.00	-24.47	381	360 Peak	Vertical
3	4284.00	47.01	57.94	-10.93	74.00	-26.99	400	54 Peak	Vertical
4	4525.00	42.94	53.19	-10.25	54.00	-11.06	400	45 Average	Vertical
5	4525.00	56.04	67.09	-10.25	74.00	-17.16	400	45 Peak	Vertical
6	4844.00	45.00	55.56	-9.76	54.00	-8.20	300	291 Average	Vertical
7	4844.00	53.18	62.94	-9.76	74.00	-28.82	300	291 Peak	Vertical
8	13996.00	61.82	60.30	1.52	88.20	-26.38	100	38 Peak	Vertical

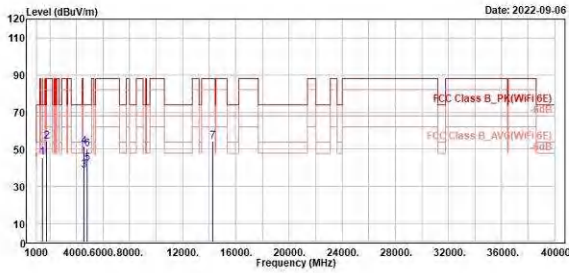
802.11ax HE20

CH233 (Horizontal)

CH233 (Vertical)



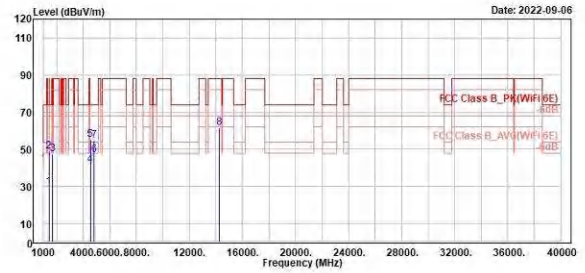
TÜV Rheinland Taiwan Ltd.
No. 458-18, Sec. 2, Fenliao, Linkou Dist., New Taipei City 244, Taiwan(R.O.C.)
Tel: +886-2172-1100 Fax: +886-2172-1922



Read	Limit	Over	APos	TPos	Remark	Pol/Phase	Note			
Level	Line	Limit								
Factor										
dBuV	dBm	dBuV/m	cm	deg						
1	1484.00	45.58	65.88	-19.58	74.00	-28.42	100	168 Peak	Horizontal	
2	1768.00	54.28	71.39	-17.19	88.20	-34.00	400	82 Peak	Horizontal	
3	4529.00	38.57	48.79	-10.22	54.00	-15.43	400	126 Average	Horizontal	
4	4529.00	51.72	61.94	-10.22	74.00	-22.28	400	126 Peak	Horizontal	
5	4843.00	42.36	52.12	-9.76	54.00	-11.64	300	146 Average	Horizontal	
6	4843.00	58.42	68.18	-9.76	74.00	-23.58	300	146 Peak	Horizontal	
7	14236.00	54.11	52.18	1.93	88.20	-34.09	100	233 Peak	Horizontal	

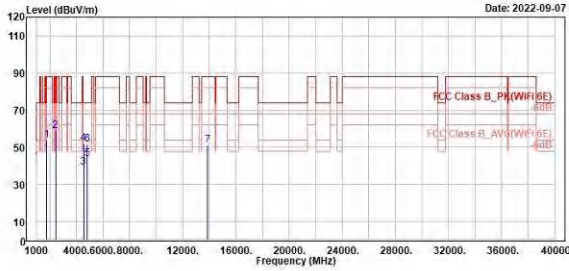


TÜV Rheinland Taiwan Ltd.
No. 458-18, Sec. 2, Fenliao, Linkou Dist., New Taipei City 244, Taiwan(R.O.C.)
Tel: +886-2172-1100 Fax: +886-2172-1922

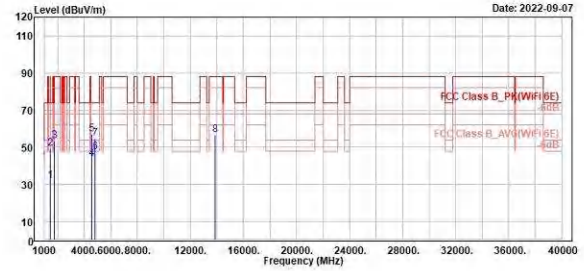


Read	Limit	Over	APos	TPos	Remark	Pol/Phase	Note			
Level	Line	Limit								
Factor										
dBuV	dBm	dBuV/m	cm	deg						
1	1482.00	29.52	49.00	-19.48	54.00	-24.48	300	122 Average	Vertical	
2	1482.00	48.99	68.47	-19.48	74.00	-25.01	300	122 Peak	Vertical	
3	1716.00	47.55	65.11	-17.56	88.20	-46.65	100	245 Peak	Vertical	
4	4526.00	41.50	51.74	-10.24	54.00	-12.50	400	43 Average	Vertical	
5	4526.00	55.36	65.60	-10.24	74.00	-18.64	400	43 Peak	Vertical	
6	4839.00	47.06	56.83	-9.77	54.00	-6.94	300	248 Average	Vertical	
7	4839.00	54.86	64.63	-9.77	74.00	-19.14	300	248 Peak	Vertical	
8	14236.00	61.47	59.54	1.93	88.20	-26.73	300	18 Peak	Vertical	

802.11ax HE40
CH195 (Horizontal)
CH195 (Vertical)

 TÜV Rheinland Taiwan Ltd.
 No. 438-18, Sec. 2, Fenliao, Linkou Dist., New Taipei City 244, Taiwan(R.O.C.)
 Tel: +886-2172-1000 Fax: +886-2172-1922


Read	Limit	Over	APos	TPos	Remark	Pol/Phase	Note		
Level	Line	Limit							
Freq	Level	Level	Factor	Limit	Over				
MHz	dBuV/m	dBuV	dB/m	dBuV/m	dB	cm	deg		
1	1757.00	54.01	71.36	-17.35	88.28	-34.19	300	304 Peak	Horizontal
2	2422.00	58.83	72.83	-14.00	88.28	-29.37	200	345 Peak	Horizontal
3	4527.00	39.15	49.38	-10.23	54.00	-14.85	400	128 Average	Horizontal
4	4527.00	52.10	62.33	-10.23	74.00	-21.90	400	128 Peak	Horizontal
5	4837.00	43.72	53.51	-9.79	54.00	-10.28	300	144 Average	Horizontal
6	4837.00	51.78	61.57	-9.79	74.00	-22.22	300	144 Peak	Horizontal
7	13856.00	51.24	59.10	1.14	88.28	-36.96	100	231 Peak	Horizontal


 TÜV Rheinland Taiwan Ltd.
 No. 438-18, Sec. 2, Fenliao, Linkou Dist., New Taipei City 244, Taiwan(R.O.C.)
 Tel: +886-2172-1000 Fax: +886-2172-1922


Read	Limit	Over	APos	TPos	Remark	Pol/Phase	Note		
Level	Line	Limit							
Freq	Level	Level	Factor	Limit	Over				
MHz	dBuV/m	dBuV	dB/m	dBuV/m	dB	cm	deg		
1	1403.00	31.95	51.44	-19.49	54.00	-22.05	300	123 Average	Vertical
2	1403.00	40.40	68.89	-19.49	74.00	-24.60	300	123 Peak	Vertical
3	1757.00	53.39	70.74	-17.35	88.28	-34.81	120	360 Peak	Vertical
4	4532.00	43.64	53.84	-10.20	54.00	-10.36	400	48 Average	Vertical
5	4532.00	57.24	67.44	-10.20	74.00	-16.76	400	48 Peak	Vertical
6	4841.00	47.44	57.21	-9.77	54.00	-6.56	400	30 Average	Vertical
7	4841.00	54.65	64.43	-9.77	74.00	-19.34	400	30 Peak	Vertical
8	13856.00	56.55	55.41	1.14	88.28	-31.65	200	26 Peak	Vertical

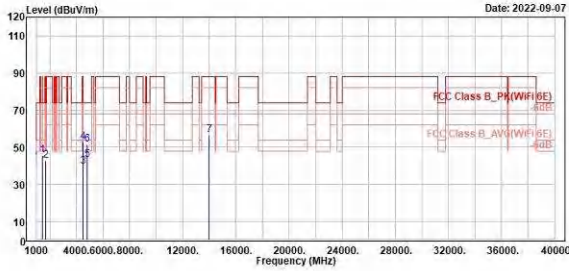
802.11ax HE40

CH211 (Horizontal)

CH211 (Vertical)



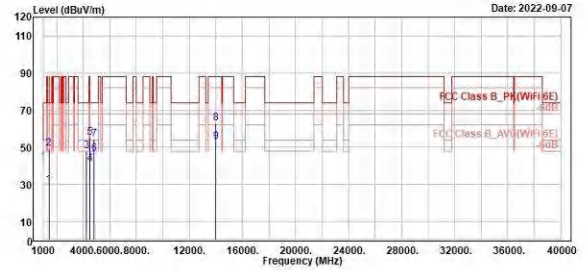
TÜV Rheinland Taiwan Ltd.
No. 438-18, Sec. 2, Fenliao, Linkou Dist., New Taipei City 244, Taiwan(R.O.C.)
Tel: +886-2172-1000 Fax: +886-2172-1922



Read	Limit	Over	Apos	TPos	Remark	Pol/Phase	Note	
Level	Line	Limit						
Factor								
dBuV	dB/m	dBuV/m	dB	cm	deg			
1	1485.00	45.58	65.89	-19.51	74.00	-28.42	100	164 Peak Horizontal
2	1715.00	42.72	68.28	-17.56	88.28	-45.48	400	289 Peak Horizontal
3	4524.00	39.63	49.88	-10.25	54.00	-14.37	400	124 Average Horizontal
4	4524.00	52.93	63.18	-10.25	74.00	-21.07	400	124 Peak Horizontal
5	4831.00	43.38	53.18	-9.80	54.00	-18.79	300	142 Average Horizontal
6	4831.00	51.53	61.33	-9.80	74.00	-22.47	300	142 Peak Horizontal
7	14818.00	56.75	55.19	1.56	88.28	-31.45	100	159 Peak Horizontal



TÜV Rheinland Taiwan Ltd.
No. 438-18, Sec. 2, Fenliao, Linkou Dist., New Taipei City 244, Taiwan(R.O.C.)
Tel: +886-2172-1000 Fax: +886-2172-1922



Read	Limit	Over	Apos	TPos	Remark	Pol/Phase	Note	
Level	Line	Limit						
Factor								
dBuV	dB/m	dBuV/m	dB	cm	deg			
1	1480.00	29.69	49.96	-19.46	54.00	-24.40	368	369 Average Vertical
2	1480.00	40.21	68.67	-19.46	74.00	-24.79	368	369 Peak Vertical
3	4216.00	48.05	58.97	-10.92	74.00	-25.95	308	31 Peak Vertical
4	4522.00	48.85	51.11	-10.26	54.00	-13.15	408	45 Average Vertical
5	4522.00	55.31	65.57	-10.26	74.00	-18.69	408	45 Peak Vertical
6	4839.00	46.32	56.89	-9.77	54.00	-7.68	308	251 Average Vertical
7	4839.00	54.89	63.86	-9.77	74.00	-15.91	308	251 Peak Vertical
8	14818.00	63.14	61.58	1.56	88.28	-25.06	108	38 Peak Vertical
9	14818.00	52.87	51.31	1.56	68.28	-15.33	108	38 RMS Vertical

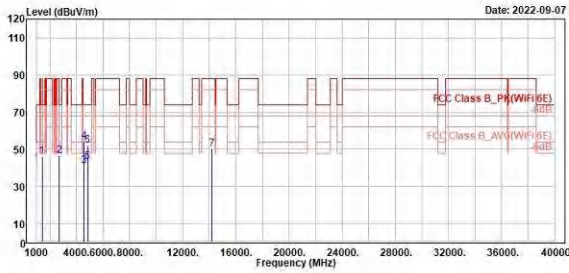
802.11ax HE40

CH227 (Horizontal)

CH227 (Vertical)



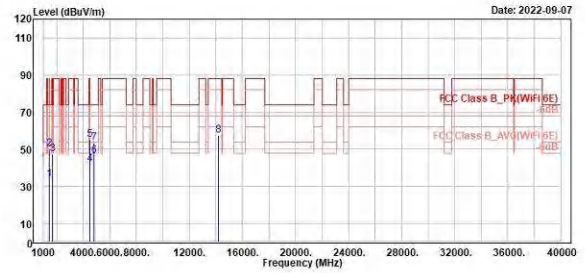
TÜV Rheinland Taiwan Ltd.
No. 458-18, Sec. 2, Penitao, Linkou Dist., New Taipei City 244, Taiwan(R.O.C.)
Tel: +886-2172-1100 Fax: +886-2172-1922



Read	Level	Level	Limit	Over	APos	TPos	Remark	Pol/Phase	Note	
1	2	Factor	Line	Limit	cm	deg				
Freq	dBuV/m	dBuV	dB/m	dBuV/m	dB	cm	deg			
1	1492.00	46.11	65.59	-19.48	74.00	-27.89	100	33	Peak	Horizontal
2	2731.00	46.68	69.33	-22.65	74.00	-27.32	282	144	Peak	Horizontal
3	4531.00	40.99	51.19	-10.20	54.00	-13.01	400	126	Average	Horizontal
4	4531.00	54.42	64.62	-10.20	74.00	-19.58	400	126	Peak	Horizontal
5	4844.00	43.57	53.33	-9.76	54.00	-10.43	300	148	Average	Horizontal
6	4844.00	51.85	61.61	-9.76	74.00	-22.15	300	148	Peak	Horizontal
7	14170.00	50.35	48.56	1.79	88.20	-37.85	100	161	Peak	Horizontal



TÜV Rheinland Taiwan Ltd.
No. 458-18, Sec. 2, Penitao, Linkou Dist., New Taipei City 244, Taiwan(R.O.C.)
Tel: +886-2172-1100 Fax: +886-2172-1922



Read	Level	Level	Limit	Over	APos	TPos	Remark	Pol/Phase	Note	
1	2	Factor	Line	Limit	cm	deg				
Freq	dBuV/m	dBuV	dB/m	dBuV/m	dB	cm	deg			
1	1492.00	33.72	53.22	-19.50	54.00	-20.28	300	10	Average	Vertical
2	1494.00	50.22	69.72	-19.50	74.00	-23.78	300	10	Peak	Vertical
3	1714.00	47.54	65.10	-17.56	88.20	-46.66	200	265	Peak	Vertical
4	4512.00	41.77	52.10	-10.33	54.00	-12.23	400	46	Average	Vertical
5	4512.00	55.36	65.69	-10.33	74.00	-18.64	400	46	Peak	Vertical
6	4842.00	46.96	56.43	-9.77	54.00	-7.34	400	32	Average	Vertical
7	4842.00	53.47	63.24	-9.77	74.00	-20.53	400	32	Peak	Vertical
8	14170.00	57.42	55.63	1.79	88.20	-30.78	100	233	Peak	Vertical

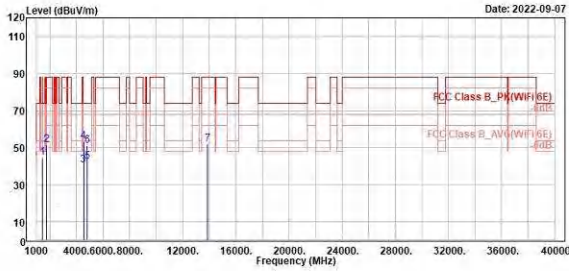
802.11ax HE80

CH199 (Horizontal)

CH199 (Vertical)



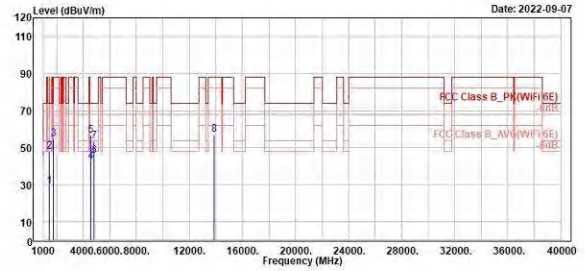
TÜV Rheinland Taiwan Ltd.
No. 438-18, Sec. 2, Fenhiao, Linkou Dist., New Taipei City 244, Taiwan(R.O.C.)
Tel: +886-2172-1000 Fax: +886-2172-1322



Freq	Level	Read	Limit	Over	Apos	Tpos	Remark	Pol/Phase	Note
MHz	dBuV/m	dBuV	dB/m	dBuV/m	dB	cm	deg		
1	1483.00	44.82	64.31	-19.49	74.00	-29.18	100	208 Peak	Horizontal
2	1769.00	51.74	69.04	-17.30	88.20	-36.46	400	308 Peak	Horizontal
3	4527.00	40.65	50.80	-10.23	54.00	-13.35	400	125 Average	Horizontal
4	4527.00	53.57	63.80	-10.23	74.00	-20.43	400	125 Peak	Horizontal
5	4834.00	42.40	52.19	-9.79	54.00	-11.60	300	141 Average	Horizontal
6	4834.00	51.05	60.84	-9.79	74.00	-22.95	300	141 Peak	Horizontal
7	13898.00	51.94	50.67	1.27	88.20	-36.26	100	167 Peak	Horizontal



TÜV Rheinland Taiwan Ltd.
No. 438-18, Sec. 2, Fenhiao, Linkou Dist., New Taipei City 244, Taiwan(R.O.C.)
Tel: +886-2172-1000 Fax: +886-2172-1322



Freq	Level	Read	Limit	Over	Apos	Tpos	Remark	Pol/Phase	Note
MHz	dBuV/m	dBuV	dB/m	dBuV/m	dB	cm	deg		
1	1486.00	29.25	48.76	-19.51	54.00	-24.75	300	21 Average	Vertical
2	1486.00	47.65	67.19	-19.51	74.00	-26.32	300	21 Peak	Vertical
3	1757.00	54.06	72.21	-17.35	88.20	-33.34	146	360 Peak	Vertical
4	4531.00	42.52	52.72	-10.20	54.00	-11.48	400	48 Average	Vertical
5	4531.00	56.47	66.67	-10.20	74.00	-17.53	400	48 Peak	Vertical
6	4842.00	45.71	55.48	-9.77	54.00	-8.29	300	252 Average	Vertical
7	4842.00	53.30	63.07	-9.77	74.00	-20.70	300	252 Peak	Vertical
8	13898.00	57.10	55.83	1.27	88.20	-31.10	100	27 Peak	Vertical

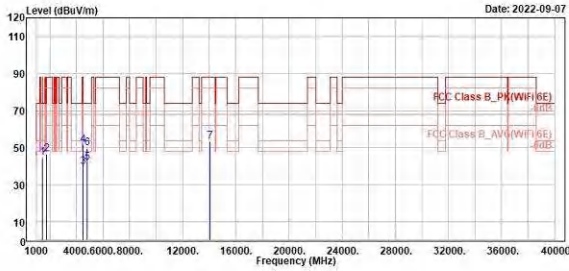
802.11ax HE80

CH215 (Horizontal)

CH215 (Vertical)



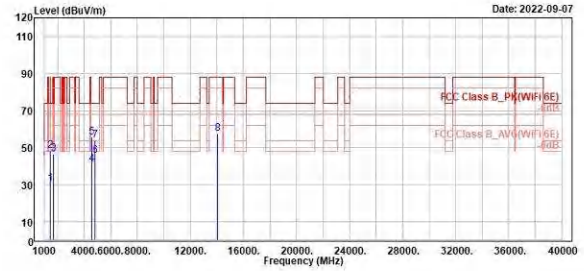
TÜV Rheinland Taiwan Ltd.
No. 438-18, Sec. 2, Fenhiao, Linkou Dist., New Taipei City 244, Taiwan(R.O.C.)
Tel: +886-2172-1000 Fax: +886-2172-1322



Read	Limit	Over	Apos	Tpos	Remark	Pol/Phase	Note			
Level	Line	Limit								
Factor	Factor	Limit								
dB/m	dB/m	dB	cm	deg						
1	1484.00	44.52	64.02	-19.50	74.00	-25.48	200	41 Peak	Horizontal	
2	1761.00	46.74	64.03	-17.29	88.20	-41.46	200	307 Peak	Horizontal	
3	4519.00	39.62	49.90	-10.28	54.00	-14.38	400	127 Average	Horizontal	
4	4519.00	51.75	62.03	-10.28	74.00	-22.25	400	127 Peak	Horizontal	
5	4842.00	41.87	51.64	-9.77	54.00	-12.13	300	342 Average	Horizontal	
6	4842.00	49.78	59.55	-9.77	74.00	-24.22	300	342 Peak	Horizontal	
7	14850.00	53.68	52.00	1.68	88.20	-34.60	100	161 Peak	Horizontal	



TÜV Rheinland Taiwan Ltd.
No. 438-18, Sec. 2, Fenhiao, Linkou Dist., New Taipei City 244, Taiwan(R.O.C.)
Tel: +886-2172-1000 Fax: +886-2172-1322



Read	Limit	Over	Apos	Tpos	Remark	Pol/Phase	Note			
Level	Line	Limit								
Factor	Factor	Limit								
dB/m	dB/m	dB	cm	deg						
1	1483.00	30.52	50.01	-19.49	54.00	-23.48	374	360 Average	Vertical	
2	1483.00	48.26	67.55	-19.49	74.00	-25.64	374	360 Peak	Vertical	
3	1718.00	46.72	64.26	-17.54	88.20	-41.48	100	238 Peak	Vertical	
4	4528.00	41.08	51.30	-10.22	54.00	-12.92	400	49 Average	Vertical	
5	4528.00	55.71	65.93	-10.22	74.00	-18.29	400	49 Peak	Vertical	
6	4824.00	45.47	55.28	-9.81	54.00	-8.53	300	252 Average	Vertical	
7	4824.00	53.63	63.44	-9.81	74.00	-20.37	300	252 Peak	Vertical	
8	14850.00	57.46	55.86	1.60	88.20	-30.74	100	238 Peak	Vertical	

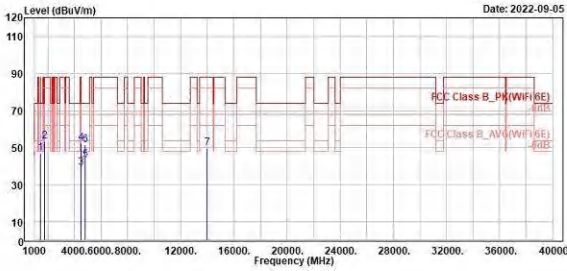
802.11ax HE160

CH207 (Horizontal)

CH207 (Vertical)



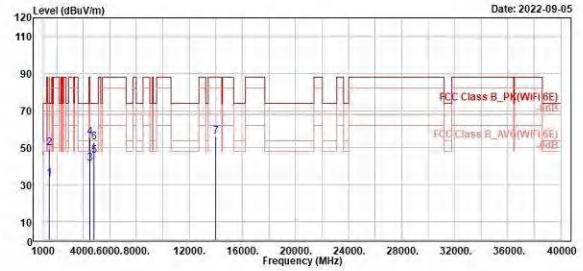
TÜV Rheinland Taiwan Ltd.
No. 438-18, Sec. 2, Fenhiao, Linkou Dist., New Taipei City 244, Taiwan(R.O.C.)
Tel: +886-2172-1000 Fax: +886-2172-1322



Read	Limit	Over	Apos	Tpos	Remark	Pol/Phase	Note		
Level	Line	Limit							
Factor									
dBuV	dB/m	dBuV/m	dB	cm	deg				
1	1484.00	46.84	66.34	-19.50	74.00	-27.16	100	159 Peak	Horizontal
2	1758.00	53.45	70.78	-17.33	88.20	-34.75	200	150 Peak	Horizontal
3	4517.00	39.19	49.48	-10.29	54.00	-14.81	400	123 Average	Horizontal
4	4517.00	52.49	62.78	-10.29	74.00	-21.51	400	123 Peak	Horizontal
5	4842.00	43.19	52.96	-9.77	54.00	-10.81	300	342 Average	Horizontal
6	4842.00	51.38	61.15	-9.77	74.00	-22.62	300	342 Peak	Horizontal
7	13970.00	49.82	48.34	1.46	88.20	-36.30	100	80 Peak	Horizontal



TÜV Rheinland Taiwan Ltd.
No. 438-18, Sec. 2, Fenhiao, Linkou Dist., New Taipei City 244, Taiwan(R.O.C.)
Tel: +886-2172-1000 Fax: +886-2172-1322



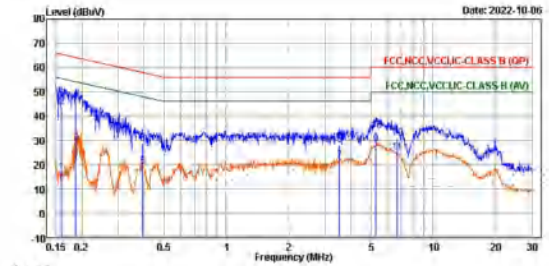
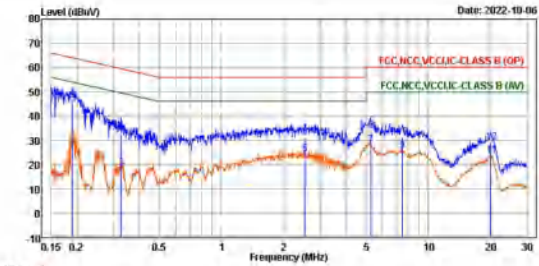
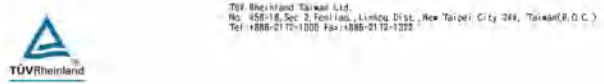
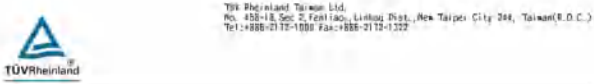
Read	Limit	Over	Apos	Tpos	Remark	Pol/Phase	Note		
Level	Line	Limit							
Factor									
dBuV	dB/m	dBuV/m	dB	cm	deg				
1	1483.00	33.24	52.73	-19.49	54.00	-20.76	300	5 Average	Vertical
2	1483.00	49.73	69.22	-19.49	74.00	-24.27	300	5 Peak	Vertical
3	4521.00	41.58	51.84	-10.26	54.00	-12.42	400	47 Average	Vertical
4	4521.00	55.68	65.94	-10.26	74.00	-18.32	400	47 Peak	Vertical
5	4839.00	45.56	55.33	-9.77	54.00	-8.44	300	251 Average	Vertical
6	4839.00	52.80	62.57	-9.77	74.00	-21.29	300	251 Peak	Vertical
7	13970.00	56.33	54.85	1.48	88.20	-31.67	100	31 Peak	Vertical

Mains Conducted Emission, 150kHz ~ 30MHz

WLAN 2.4GHz + WLAN 5 GHz + WLAN 6E

(Line)

(Neutral)



Trace: 1

Line	Freq (MHz)	Level (dBuV)	Read Level (dBuV)	Factor (dB)	Limit Line (dB)	Over Limit (dB)	Remark	Pol/Phase	Note
1	0.19	28.74	19.13	9.61	54.05	-25.31	Average	line1	
2	0.19	46.54	36.93	9.61	64.05	-17.51	QP	line1	
3	0.33	18.36	8.75	9.61	49.50	-31.14	Average	line1	
4	0.33	32.81	23.20	9.61	59.50	-26.69	QP	line1	
5	2.53	24.15	14.50	9.65	46.00	-21.85	Average	line1	
6	2.53	31.08	21.43	9.65	56.00	-24.92	QP	line1	
7	5.27	27.88	18.19	9.69	50.00	-22.12	Average	line1	
8	5.27	33.85	24.16	9.69	60.00	-26.15	QP	line1	
9	7.50	25.48	15.77	9.71	50.00	-24.52	Average	line1	
10	7.50	31.15	21.44	9.71	60.00	-28.85	QP	line1	
11	20.13	23.52	13.80	9.72	50.00	-26.48	Average	line1	
12	20.13	28.46	19.14	9.72	60.00	-31.14	QP	line1	

Trace: 1

Line	Freq (MHz)	Level (dBuV)	Read Level (dBuV)	Factor (dB)	Limit Line (dB)	Over Limit (dB)	Remark	Pol/Phase	Note
1	0.16	16.57	6.98	9.59	55.50	-38.93	Average	neutral	
2	0.16	43.74	34.15	9.59	65.50	-21.76	QP	neutral	
3	0.19	28.56	18.97	9.59	54.18	-25.62	Average	neutral	
4	0.19	46.56	36.97	9.59	64.18	-17.62	QP	neutral	
5	0.39	19.14	9.54	9.60	48.01	-28.87	Average	neutral	
6	0.39	28.73	19.13	9.60	58.01	-29.28	QP	neutral	
7	3.54	21.39	11.73	9.66	46.00	-24.61	Average	neutral	
8	3.54	28.06	18.40	9.66	56.00	-27.94	QP	neutral	
9	5.27	28.30	18.61	9.69	50.00	-21.70	Average	neutral	
10	5.27	33.88	24.19	9.69	60.00	-26.12	QP	neutral	
11	6.69	24.75	15.04	9.71	50.00	-25.25	Average	neutral	
12	6.69	30.64	20.93	9.71	60.00	-29.36	QP	neutral	