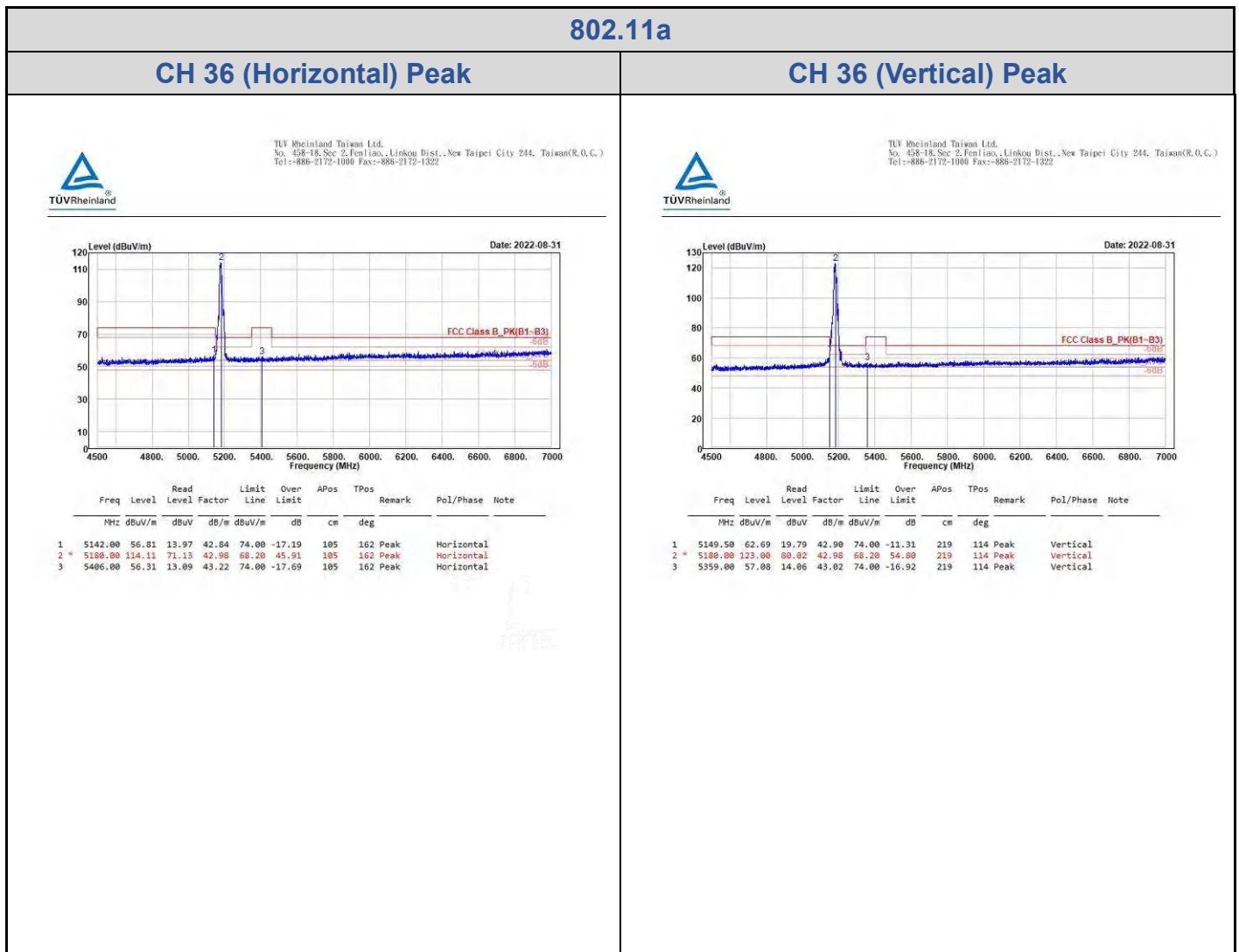


# Appendix C: Test Results of Radiation Spurious Emissions & Mains Conducted Emission

<CDD>

Band Edges, 4.5GHz ~ 5.15GHz

U-NII-1



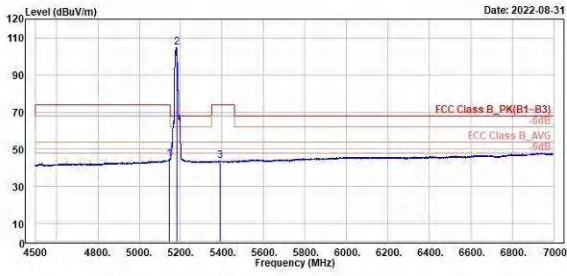
802.11a

CH 36 (Horizontal) Average

CH 36 (Vertical) Average



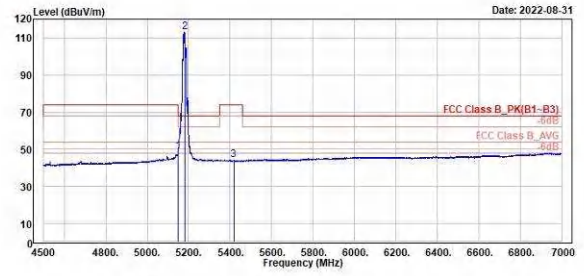
TUV Rheinland Taiwan Ltd.  
No. 438-18, Sec 2, Fenfiao, Linkou Dist., New Taipei City 244, Taiwan(R.O.C.)  
Tel: +886-2172-1000 Fax: +886-2172-1322



1	2	3	Read Level	Factor	Limit Line	Over Limit	APos	TPos	Remark	Pol/Phase	Note
MHz	dBuV/m	dBuV	dB/m	dBuV/m	dB	cm	deg				
5146.00	44.61	1.74	42.87	54.00	-9.39	105	162	Average	Horizontal		
5180.00	104.99	62.01	42.98	54.00	50.99	105	162	Average	Horizontal		
5392.00	43.64	0.47	43.17	54.00	-10.36	105	162	Average	Horizontal		



TUV Rheinland Taiwan Ltd.  
No. 438-18, Sec 2, Fenfiao, Linkou Dist., New Taipei City 244, Taiwan(R.O.C.)  
Tel: +886-2172-1000 Fax: +886-2172-1322



1	2	3	Read Level	Factor	Limit Line	Over Limit	APos	TPos	Remark	Pol/Phase	Note
MHz	dBuV/m	dBuV	dB/m	dBuV/m	dB	cm	deg				
5150.00	48.99	6.99	42.00	54.00	-5.01	219	114	Average	Vertical		
5180.00	113.10	70.12	42.98	54.00	59.10	219	114	Average	Vertical		
5417.00	44.24	1.82	43.22	54.00	-9.76	219	114	Average	Vertical		

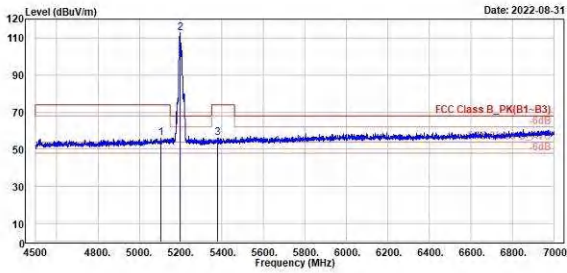
802.11a

CH 40 (Horizontal) Peak

CH 40 (Vertical) Peak



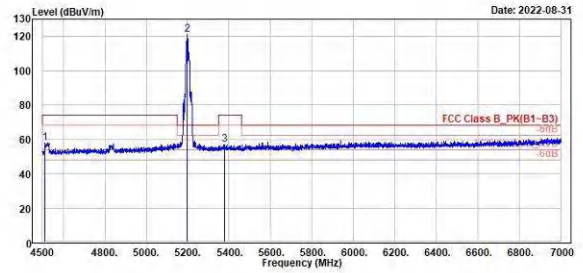
TÜV Rheinland Taiwan Ltd.  
No. 438-18, Sec. 2, Fenfiao, Linkou Dist., New Taipei City 244, Taiwan(R.O.C.)  
Tel: +886-2172-1000 Fax: +886-2172-1322



Peak	Freq (MHz)	Level (dBuV/m)	Read Level (dBuV)	Factor (dB/m)	Limit Line (dBuV/m)	Over Limit (dB)	APos (cm)	TPos (deg)	Remark	Pol/Phase	Note
1	5185.50	56.00	13.41	42.59	74.00	-18.00	100	161	Peak	Horizontal	
2	5288.00	112.56	89.62	43.04	68.29	44.45	100	161	Peak	Horizontal	
3	5378.50	56.24	13.14	43.10	74.00	-17.76	100	161	Peak	Horizontal	



TÜV Rheinland Taiwan Ltd.  
No. 438-18, Sec. 2, Fenfiao, Linkou Dist., New Taipei City 244, Taiwan(R.O.C.)  
Tel: +886-2172-1000 Fax: +886-2172-1322



Peak	Freq (MHz)	Level (dBuV/m)	Read Level (dBuV)	Factor (dB/m)	Limit Line (dBuV/m)	Over Limit (dB)	APos (cm)	TPos (deg)	Remark	Pol/Phase	Note
1	4513.00	57.84	16.31	41.53	74.00	-16.16	100	292	Peak	Vertical	
2	5288.00	121.25	79.21	43.04	68.29	53.05	100	292	Peak	Vertical	
3	5378.00	57.09	13.99	43.10	74.00	-16.91	100	292	Peak	Vertical	

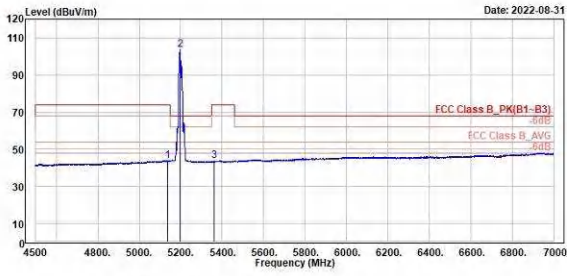
802.11a

CH 40 (Horizontal) Average

CH 40 (Vertical) Average



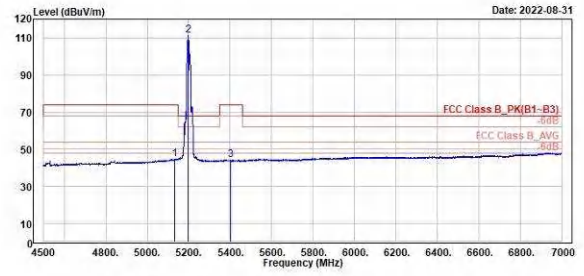
TUV Rheinland Taiwan Ltd.  
No. 438-18, Sec 2, Fenfiao, Linkou Dist., New Taipei City 244, Taiwan(R.O.C.)  
Tel: +886-2172-1000 Fax: +886-2172-1322



Freq	Level	Read	Limit	Over	APos	TPos	Remark	Pol/Phase	Note
MHz	dBuV/m	dBuV	dB/m	dBuV/m	dB	cm	deg		
1	5138.50	43.89	1.07	42.82	54.00	-10.11	100	161 Average	Horizontal
2	5200.00	103.89	60.76	43.04	54.00	49.80	100	161 Average	Horizontal
3	5363.50	43.83	0.80	43.03	54.00	-10.17	100	161 Average	Horizontal



TUV Rheinland Taiwan Ltd.  
No. 438-18, Sec 2, Fenfiao, Linkou Dist., New Taipei City 244, Taiwan(R.O.C.)  
Tel: +886-2172-1000 Fax: +886-2172-1322



Freq	Level	Read	Limit	Over	APos	TPos	Remark	Pol/Phase	Note
MHz	dBuV/m	dBuV	dB/m	dBuV/m	dB	cm	deg		
1	5134.50	44.86	2.07	42.79	54.00	-9.14	100	292 Average	Vertical
2	5200.00	111.48	60.44	43.04	54.00	57.48	100	292 Average	Vertical
3	5404.00	44.21	1.00	43.21	54.00	-9.79	100	292 Average	Vertical

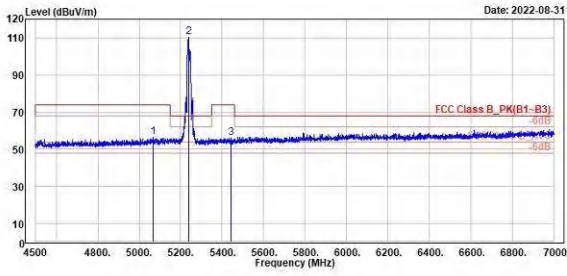
802.11a

CH 48 (Horizontal) Peak

CH 48 (Vertical) Peak



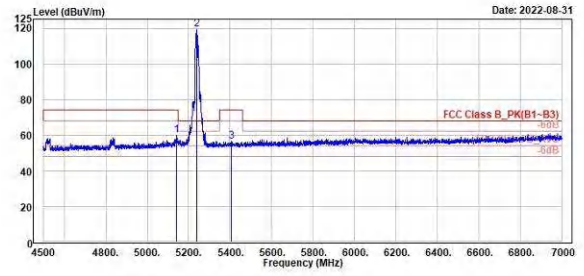
TÜV Rheinland Taiwan Ltd.  
No. 438-18, Sec. 2, Fenfiao, Linkou Dist., New Taipei City 244, Taiwan(R.O.C.)  
Tel: +886-2172-1000 Fax: +886-2172-1322



Peak	Freq (MHz)	Level (dBuV/m)	Read Level (dBuV)	Factor (dB/m)	Limit Line (dBuV/m)	Over Limit (dB)	APos (cm)	TPos (deg)	Remark	Pol/Phase	Note
1	5067.50	56.58	13.99	42.59	74.00	-17.42	114	160	Peak	Horizontal	
2	5248.00	119.39	67.40	42.99	68.20	42.19	114	160	Peak	Horizontal	
3	5444.50	56.24	12.99	43.25	74.00	-17.76	114	160	Peak	Horizontal	



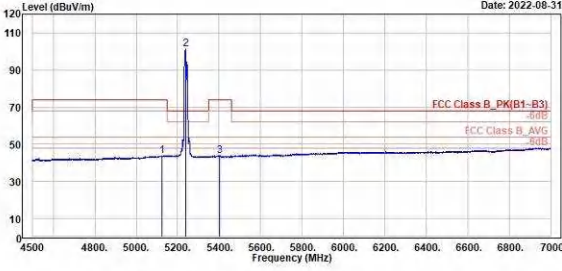
TÜV Rheinland Taiwan Ltd.  
No. 438-18, Sec. 2, Fenfiao, Linkou Dist., New Taipei City 244, Taiwan(R.O.C.)  
Tel: +886-2172-1000 Fax: +886-2172-1322



Peak	Freq (MHz)	Level (dBuV/m)	Read Level (dBuV)	Factor (dB/m)	Limit Line (dBuV/m)	Over Limit (dB)	APos (cm)	TPos (deg)	Remark	Pol/Phase	Note
1	5142.50	59.76	16.91	42.85	74.00	-14.24	100	293	Peak	Vertical	
2	5248.00	119.07	76.08	42.99	68.20	50.87	100	293	Peak	Vertical	
3	5407.00	56.61	13.39	43.22	74.00	-17.39	100	293	Peak	Vertical	

**802.11a**
**CH 48 (Horizontal) Average**
**CH 48 (Vertical) Average**

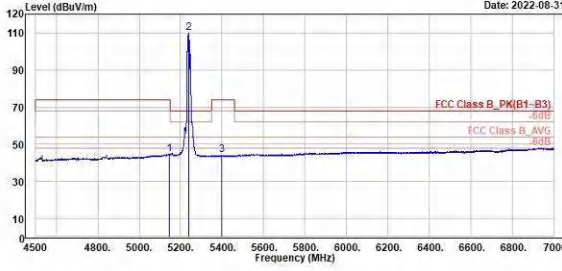

TUV Rheinland Taiwan Ltd.  
 No. 438-18, Sec 2, Fenfiao, Linkou Dist., New Taipei City 244, Taiwan(R.O.C.)  
 Tel: +886-2172-1000 Fax: +886-2172-1322



Freq	Level	Read	Limit	Over	APos	TPos	Remark	Pol/Phase	Note
MHz	dBuV/m	dBuV	dB/m	dBuV/m	dB	cm	deg		
1	5125.50	43.85	1.12	42.73	54.00	-10.15	114	160 Average	Horizontal
2 *	5240.00	101.95	50.00	42.99	65.29	32.68	114	160 Peak	Horizontal
3	5402.00	44.01	0.80	43.21	54.00	-9.99	114	160 Average	Horizontal



TUV Rheinland Taiwan Ltd.  
 No. 438-18, Sec 2, Fenfiao, Linkou Dist., New Taipei City 244, Taiwan(R.O.C.)  
 Tel: +886-2172-1000 Fax: +886-2172-1322



Freq	Level	Read	Limit	Over	APos	TPos	Remark	Pol/Phase	Note
MHz	dBuV/m	dBuV	dB/m	dBuV/m	dB	cm	deg		
1	5145.00	44.64	1.78	42.86	54.00	-9.36	100	293 Average	Vertical
2 *	5240.00	110.15	67.16	42.99	69.20	43.95	100	293 Peak	Vertical
3	5399.00	44.10	0.89	43.21	54.00	-9.90	100	293 Average	Vertical

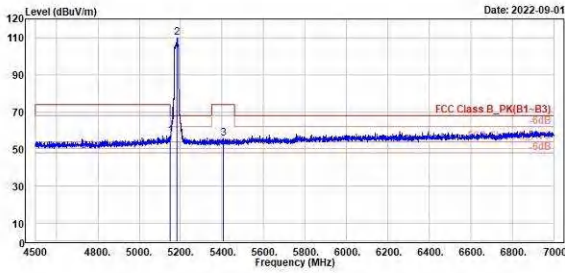
802.11ax HE20

CH 36 (Horizontal) Peak

CH 36 (Vertical) Peak



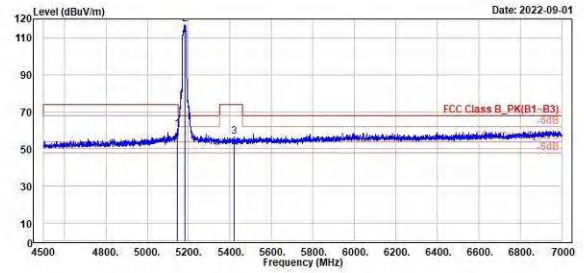
TÜV Rheinland Taiwan Ltd.  
No. 438-18, Sec. 2, Penfiao, Linkou Dist., New Taipei City 244, Taiwan(R.O.C.)  
Tel: +886-2172-1000 Fax: +886-2172-1322



Peak	Freq	Level	Read	Limit	Over	APos	TPos	Remark	Pol/Phase	Note
	MHz	dBuV/m	dBuV	dB/m	dBuV/m	dB	cm	deg		
1	5150.00	57.15	14.25	42.90	68.28	-11.05	100	162 Peak	Horizontal	
2 *	5188.00	109.92	66.94	42.98	68.28	41.72	100	162 Peak	Horizontal	
3	5498.50	55.47	12.25	43.22	74.00	-18.53	100	162 Peak	Horizontal	



TÜV Rheinland Taiwan Ltd.  
No. 438-18, Sec. 2, Penfiao, Linkou Dist., New Taipei City 244, Taiwan(R.O.C.)  
Tel: +886-2172-1000 Fax: +886-2172-1322



Peak	Freq	Level	Read	Limit	Over	APos	TPos	Remark	Pol/Phase	Note
	MHz	dBuV/m	dBuV	dB/m	dBuV/m	dB	cm	deg		
1	5147.00	60.51	17.64	42.87	74.00	-13.49	100	6 Peak	Vertical	
2 *	5188.00	117.15	74.17	42.98	68.28	48.95	100	6 Peak	Vertical	
3	5420.00	56.78	13.55	43.23	74.00	-17.22	100	6 Peak	Vertical	

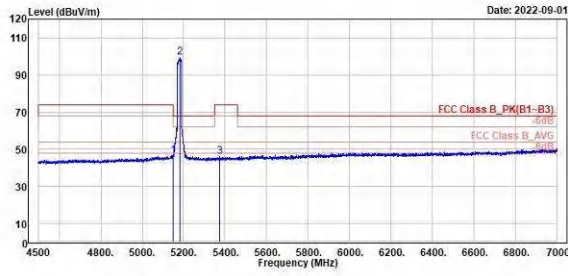
802.11ax HE20

CH 36 (Horizontal) Average

CH 36 (Vertical) Average



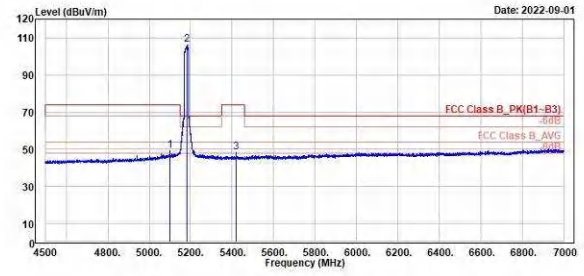
TUV Rheinland Taiwan Ltd.  
No. 438-18, Sec. 2, Fenfiao, Linkou Dist., New Taipei City 244, Taiwan(R.O.C.)  
Tel: +886-2172-1000 Fax: +886-2172-1322



Read	Level	Factor	Limit	Over	APos	TPos	Remark	Pol/Phase	Note
MHz	dBuV/m	dBuV	dB/m	dBuV/m	dB	cm	deg		
1	5149.00	46.67	3.78	42.89	54.00	-7.33	100	162 Average	Horizontal
2	5180.00	99.62	50.64	42.98	54.00	45.62	100	162 Average	Horizontal
3	5373.00	45.87	2.79	43.08	54.00	-8.13	100	162 Average	Horizontal



TUV Rheinland Taiwan Ltd.  
No. 438-18, Sec. 2, Fenfiao, Linkou Dist., New Taipei City 244, Taiwan(R.O.C.)  
Tel: +886-2172-1000 Fax: +886-2172-1322



Read	Level	Factor	Limit	Over	APos	TPos	Remark	Pol/Phase	Note
MHz	dBuV/m	dBuV	dB/m	dBuV/m	dB	cm	deg		
1	5100.00	49.49	6.94	42.55	54.00	-4.51	100	6 Average	Vertical
2	5180.00	100.35	63.37	42.98	54.00	52.35	100	6 Average	Vertical
3	5420.00	48.20	4.97	43.23	54.00	-5.80	100	6 Average	Vertical



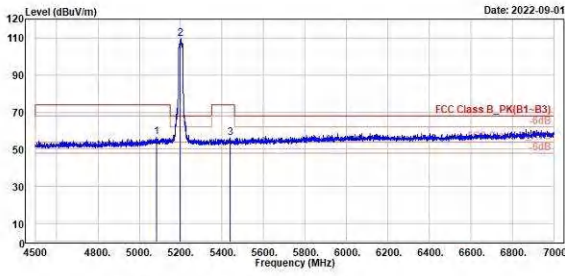
802.11ax HE20

CH 40 (Horizontal) Peak

CH 40 (Vertical) Peak



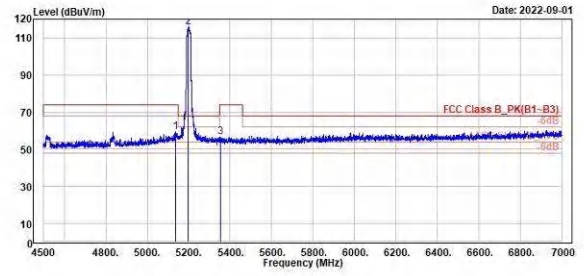
TUV Rheinland Taiwan Ltd.  
No. 438-18, Sec 2, Fenfiao, Linkou Dist., New Taipei City 244, Taiwan(R.O.C.)  
Tel: +886-2172-1000 Fax: +886-2172-1322



Peak	Freq (MHz)	Level (dBuV/m)	Read Level (dBuV)	Factor (dB/m)	Limit Line (dBuV/m)	Over Limit (dB)	APos (cm)	TPos (deg)	Remark	Pol/Phase	Note
1	5085.58	56.40	13.83	42.57	74.00	-17.60	100	162	Peak	Horizontal	
2	5209.00	109.64	66.60	43.04	68.29	41.44	100	162	Peak	Horizontal	
3	5446.00	56.11	12.87	43.24	74.00	-17.89	100	162	Peak	Horizontal	



TUV Rheinland Taiwan Ltd.  
No. 438-18, Sec 2, Fenfiao, Linkou Dist., New Taipei City 244, Taiwan(R.O.C.)  
Tel: +886-2172-1000 Fax: +886-2172-1322



Peak	Freq (MHz)	Level (dBuV/m)	Read Level (dBuV)	Factor (dB/m)	Limit Line (dBuV/m)	Over Limit (dB)	APos (cm)	TPos (deg)	Remark	Pol/Phase	Note
1	5135.00	59.47	16.68	42.79	74.00	-14.53	105	293	Peak	Vertical	
2	5209.00	115.77	72.73	43.04	68.29	47.57	105	293	Peak	Vertical	
3	5353.00	56.59	13.61	42.98	74.00	-17.41	105	293	Peak	Vertical	

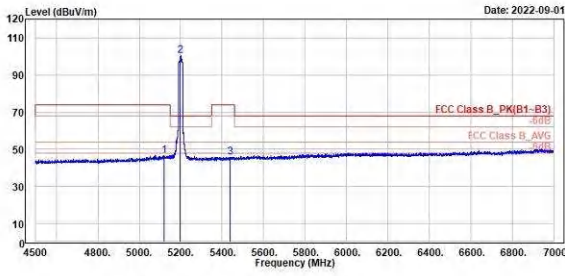
802.11ax HE20

CH 40 (Horizontal) Average

CH 40 (Vertical) Average



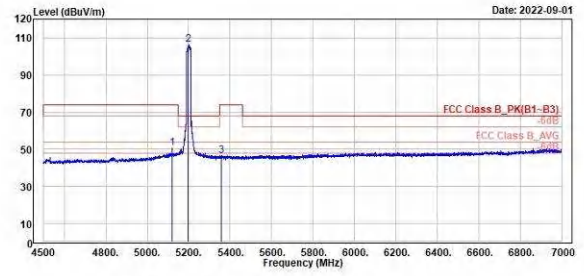
TÜV Rheinland Taiwan Ltd.  
No. 438-18, Sec. 2, Fenfiao, Linkou Dist., New Taipei City 244, Taiwan(R.O.C.)  
Tel: +886-2172-1000 Fax: +886-2172-1322



Read	Limit	Over	APos	TPos	Remark	Pol/Phase	Note
Level	Line	Limit	cm	deg			
Factor							
dB/m	dBuV/m	dB	cm	deg			
4.84	54.00	-7.27	100	162	Average	Horizontal	
57.26	54.00	46.26	100	162	Average	Horizontal	
2.61	54.00	-8.15	100	162	Average	Horizontal	



TÜV Rheinland Taiwan Ltd.  
No. 438-18, Sec. 2, Fenfiao, Linkou Dist., New Taipei City 244, Taiwan(R.O.C.)  
Tel: +886-2172-1000 Fax: +886-2172-1322



Read	Limit	Over	APos	TPos	Remark	Pol/Phase	Note
Level	Line	Limit	cm	deg			
Factor							
dB/m	dBuV/m	dB	cm	deg			
8.17	54.00	-3.14	105	293	Average	Vertical	
63.08	54.00	52.12	105	293	Average	Vertical	
3.68	54.00	-7.33	105	293	Average	Vertical	

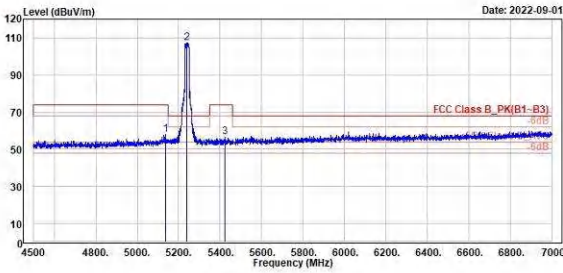
**802.11ax HE20**

**CH 48 (Horizontal) Peak**

**CH 48 (Vertical) Peak**



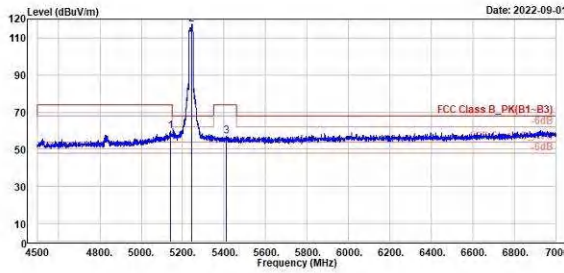
TÜV Rheinland Taiwan Ltd.  
No. 438-18, Sec. 2, Fenfiao, Linkou Dist., New Taipei City 244, Taiwan(R.O.C.)  
Tel: +886-2172-1000 Fax: +886-2172-1322



Peak	Freq (MHz)	Level (dBuV/m)	Read Level (dBuV)	Factor (dB/m)	Limit Line (dBuV/m)	Over Limit (dB)	APos (cm)	TPos (deg)	Remark	Pol/Phase	Note
1	5136.00	58.07	15.26	42.81	74.00	-15.93	100	99	Peak	Horizontal	
2	5240.00	107.42	60.43	42.99	68.20	39.22	100	99	Peak	Horizontal	
3	5422.50	56.44	13.21	43.23	74.00	-17.56	100	99	Peak	Horizontal	



TÜV Rheinland Taiwan Ltd.  
No. 438-18, Sec. 2, Fenfiao, Linkou Dist., New Taipei City 244, Taiwan(R.O.C.)  
Tel: +886-2172-1000 Fax: +886-2172-1322



Peak	Freq (MHz)	Level (dBuV/m)	Read Level (dBuV)	Factor (dB/m)	Limit Line (dBuV/m)	Over Limit (dB)	APos (cm)	TPos (deg)	Remark	Pol/Phase	Note
1	5141.00	59.69	16.85	42.84	74.00	-14.31	100	301	Peak	Vertical	
2	5244.50	117.68	74.69	42.99	68.20	49.28	100	301	Peak	Vertical	
3	5412.00	57.24	14.02	43.22	74.00	-16.76	100	301	Peak	Vertical	

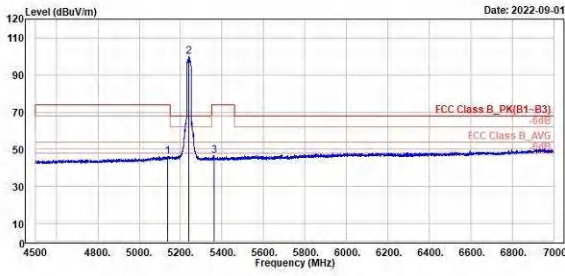
802.11ax HE20

CH 48 (Horizontal) Average

CH 48 (Vertical) Average



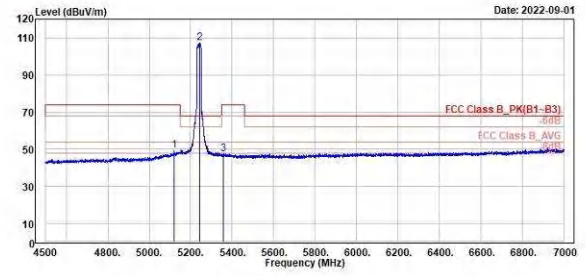
TUV Rheinland Taiwan Ltd.  
No. 438-18, Sec 2, Fenfiao, Linkou Dist., New Taipei City 244, Taiwan(R.O.C.)  
Tel: +886-2172-1000 Fax: +886-2172-1322



1	2	3
5136.50	5248.00	5308.00
46.30	99.85	46.60
3.49	50.87	3.58
42.81	42.99	43.02
54.00	54.00	54.00
-7.70	45.85	-7.40
100	100	100
99	99	99
Average	Average	Average
Horizontal	Horizontal	Horizontal



TUV Rheinland Taiwan Ltd.  
No. 438-18, Sec 2, Fenfiao, Linkou Dist., New Taipei City 244, Taiwan(R.O.C.)  
Tel: +886-2172-1000 Fax: +886-2172-1322



1	2	3
5128.00	5248.50	5357.50
49.37	107.37	47.57
6.68	64.38	4.57
42.69	42.00	43.00
54.00	54.00	54.00
-4.63	53.37	-6.43
100	100	100
301	301	301
Average	Average	Average
Vertical	Vertical	Vertical

802.11ax HE40

CH 38 (Horizontal) Peak

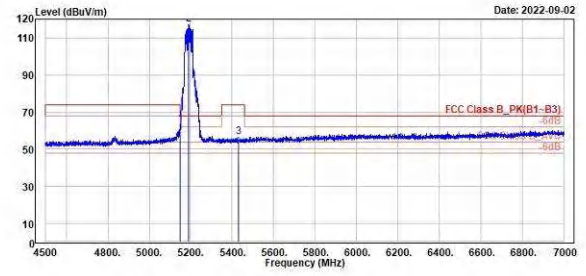
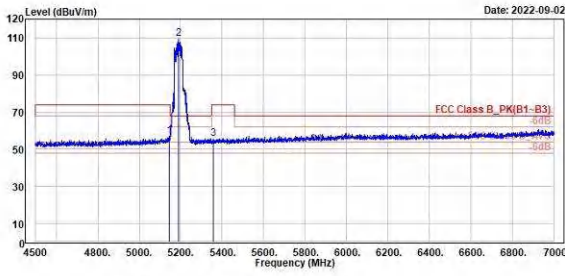
CH 38 (Vertical) Peak



TÜV Rheinland Taiwan Ltd.  
No. 438-18, Sec 2, Fenfiao, Linkou Dist., New Taipei City 244, Taiwan(R.O.C.)  
Tel: +886-2172-1000 Fax: +886-2172-1322



TÜV Rheinland Taiwan Ltd.  
No. 438-18, Sec 2, Fenfiao, Linkou Dist., New Taipei City 244, Taiwan(R.O.C.)  
Tel: +886-2172-1000 Fax: +886-2172-1322



Peak	Freq	Level	Read	Factor	Limit	Over	APos	TPos	Remark	Pol/Phase	Note
	MHz	dBuV/m	dBuV	dB/m	dBuV/m	dB	cm	deg			
1	5146.00	57.20	14.33	42.87	74.00	-16.80	119	159	Peak	Horizontal	
2 *	5190.00	109.70	66.69	43.01	68.20	41.50	119	159	Peak	Horizontal	
3	5357.00	55.60	12.60	43.00	74.00	-18.40	119	159	Peak	Horizontal	

Peak	Freq	Level	Read	Factor	Limit	Over	APos	TPos	Remark	Pol/Phase	Note
	MHz	dBuV/m	dBuV	dB/m	dBuV/m	dB	cm	deg			
1	5149.50	63.45	20.55	42.90	74.00	-10.55	100	7	Peak	Vertical	
2 *	5190.00	117.48	74.47	43.01	68.20	49.28	100	7	Peak	Vertical	
3	5431.00	56.37	13.13	43.24	74.00	-17.63	100	7	Peak	Vertical	

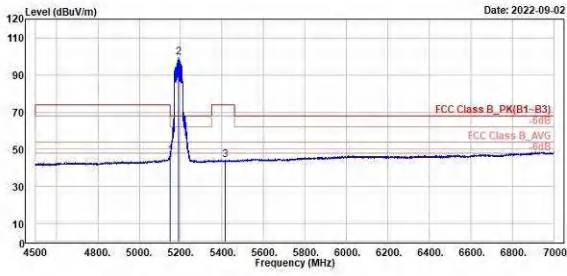
802.11ax HE40

CH 38 (Horizontal) Average

CH 38 (Vertical) Average



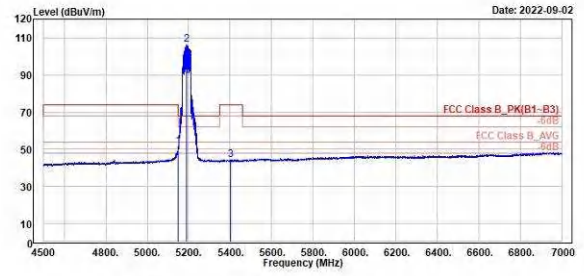
TUV Rheinland Taiwan Ltd.  
No. 438-18, Sec 2, Fenfiao, Linkou Dist., New Taipei City 244, Taiwan(R.O.C.)  
Tel: +886-2172-1000 Fax: +886-2172-1322



1	2	3	Read Level	Level Factor	Limit Line	Over Limit	APos	TPos	Remark	Pol/Phase	Note
MHz	dBuV/m	dBuV	dB/m	dBuV/m	dB	cm	deg				
5150.00	46.47	3.57	42.90	54.00	-7.53	119	159	Average	Horizontal		
5198.00	99.29	50.28	43.01	54.00	45.29	119	159	Average	Horizontal		
5416.50	44.16	0.94	43.22	54.00	-9.84	119	159	Average	Horizontal		



TUV Rheinland Taiwan Ltd.  
No. 438-18, Sec 2, Fenfiao, Linkou Dist., New Taipei City 244, Taiwan(R.O.C.)  
Tel: +886-2172-1000 Fax: +886-2172-1322



1	2	3	Read Level	Level Factor	Limit Line	Over Limit	APos	TPos	Remark	Pol/Phase	Note
MHz	dBuV/m	dBuV	dB/m	dBuV/m	dB	cm	deg				
5148.50	51.72	8.83	42.89	54.00	-2.28	100	7	Average	Vertical		
5198.00	106.12	63.11	43.01	54.00	52.12	100	7	Average	Vertical		
5404.00	44.38	1.17	43.21	54.00	-9.62	100	7	Average	Vertical		

802.11ax HE40

CH 46 (Horizontal) Peak

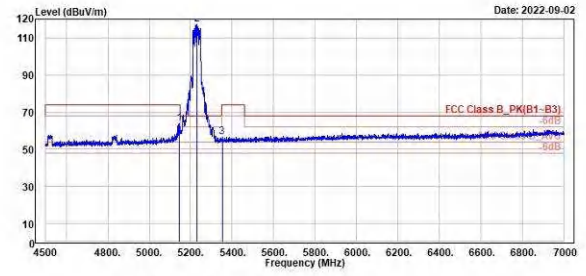
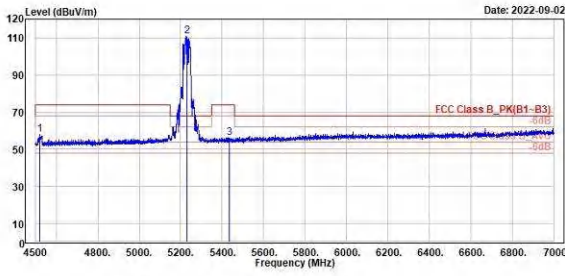
CH 46 (Vertical) Peak



TÜV Rheinland Taiwan Ltd.  
No. 438-18, Sec. 2, Fenfiao, Linkou Dist., New Taipei City 244, Taiwan(R.O.C.)  
Tel: +886-2172-1000 Fax: +886-2172-1322



TÜV Rheinland Taiwan Ltd.  
No. 438-18, Sec. 2, Fenfiao, Linkou Dist., New Taipei City 244, Taiwan(R.O.C.)  
Tel: +886-2172-1000 Fax: +886-2172-1322



Peak	Freq	Level	Read	Factor	Limit	Over	APos	TPos	Remark	Pol/Phase	Note
	MHz	dBuV/m	dBuV	dB/m	dBuV/m	dB	cm	deg			
1	4518.50	57.00	16.24	41.56	74.00	-16.20	100	184	Peak	Horizontal	
2	5238.00	110.99	67.90	43.01	68.20	42.79	100	184	Peak	Horizontal	
3	5436.50	56.26	13.02	43.24	74.00	-17.74	100	184	Peak	Horizontal	

Peak	Freq	Level	Read	Factor	Limit	Over	APos	TPos	Remark	Pol/Phase	Note
	MHz	dBuV/m	dBuV	dB/m	dBuV/m	dB	cm	deg			
1	5146.00	63.81	20.94	42.87	74.00	-10.19	100	292	Peak	Vertical	
2	5238.00	117.34	74.33	43.01	68.20	49.14	100	292	Peak	Vertical	
3	5351.50	56.72	13.74	42.98	74.00	-17.28	100	292	Peak	Vertical	

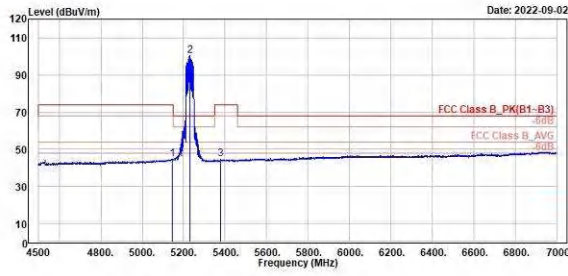
802.11ax HE40

CH 46 (Horizontal) Average

CH 46 (Vertical) Average



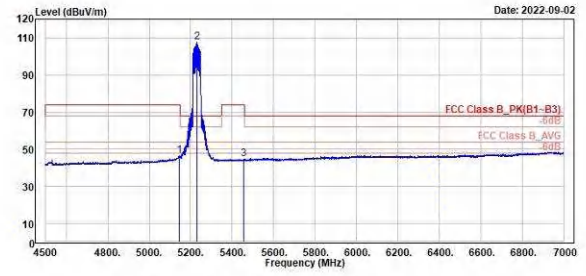
TUV Rheinland Taiwan Ltd.  
No. 438-18, Sec 2, Fenfiao, Linkou Dist., New Taipei City 244, Taiwan(R.O.C.)  
Tel: +886-2172-1000 Fax: +886-2172-1322



Freq	Level	Read	Limit	Over	APos	TPos	Remark	Pol/Phase	Note
MHz	dBuV/m	dBuV	dB/m	dBuV/m	dB	cm	deg		
1	5145.00	44.89	2.03	42.86	54.00	-9.11	100	184	Average Horizontal
2 *	5238.00	100.68	57.59	43.01	54.00	46.68	100	184	Average Horizontal
3	5379.50	44.50	1.39	43.11	54.00	-9.50	100	184	Average Horizontal



TUV Rheinland Taiwan Ltd.  
No. 438-18, Sec 2, Fenfiao, Linkou Dist., New Taipei City 244, Taiwan(R.O.C.)  
Tel: +886-2172-1000 Fax: +886-2172-1322



Freq	Level	Read	Limit	Over	APos	TPos	Remark	Pol/Phase	Note
MHz	dBuV/m	dBuV	dB/m	dBuV/m	dB	cm	deg		
1	5144.50	46.39	3.53	42.86	54.00	-7.61	100	292	Average Vertical
2 *	5238.00	107.54	64.53	43.01	54.00	53.54	100	292	Average Vertical
3	5457.00	44.56	1.30	43.26	54.00	-9.44	100	292	Average Vertical



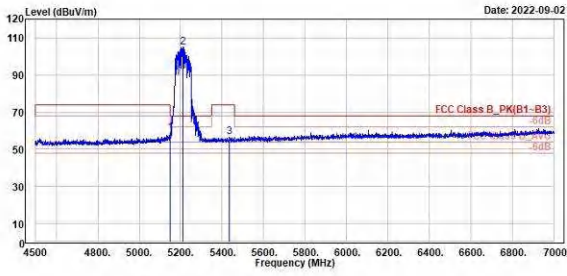
802.11ax HE80

CH 42 (Horizontal) Peak

CH 42 (Vertical) Peak



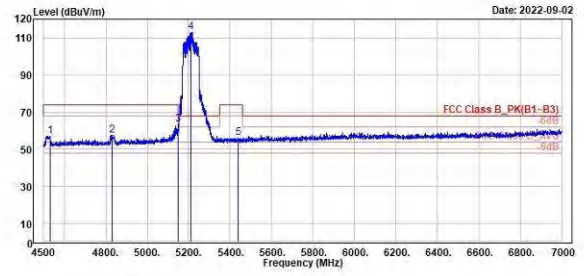
TÜV Rheinland Taiwan Ltd.  
No. 438-18, Sec. 2, Penfiao, Linkou Dist., New Taipei City 244, Taiwan(R.O.C.)  
Tel: +886-2172-1000 Fax: +886-2172-1322



Peak	Freq (MHz)	Level (dBuV/m)	Read Level (dBuV)	Factor (dB/m)	Limit Line (dBuV/m)	Over Limit (dB)	APos (cm)	TPos (deg)	Remark	Pol/Phase	Note
1	5149.58	58.98	16.08	42.90	74.00	-15.02	138	164	Peak	Horizontal	
2 *	5218.00	105.11	62.08	43.03	68.28	36.83	138	164	Peak	Horizontal	
3	5435.58	56.45	13.21	43.24	74.00	-17.55	138	164	Peak	Horizontal	



TÜV Rheinland Taiwan Ltd.  
No. 438-18, Sec. 2, Penfiao, Linkou Dist., New Taipei City 244, Taiwan(R.O.C.)  
Tel: +886-2172-1000 Fax: +886-2172-1322



Peak	Freq (MHz)	Level (dBuV/m)	Read Level (dBuV)	Factor (dB/m)	Limit Line (dBuV/m)	Over Limit (dB)	APos (cm)	TPos (deg)	Remark	Pol/Phase	Note
1	4538.00	57.21	15.57	41.64	74.00	-16.79	100	294	Peak	Vertical	
2	4828.58	57.41	15.33	42.08	74.00	-16.59	100	294	Peak	Vertical	
3	5148.58	63.62	28.73	42.89	74.00	-10.38	100	294	Peak	Vertical	
4 *	5218.00	112.95	69.92	43.03	68.28	44.75	100	294	Peak	Vertical	
5	5437.58	56.31	13.87	43.24	74.00	-17.69	100	294	Peak	Vertical	

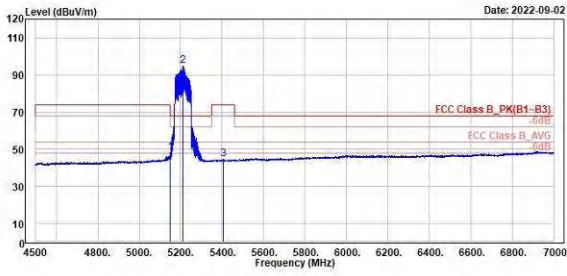
802.11ax HE80

CH 42 (Horizontal) Average

CH 42 (Vertical) Average



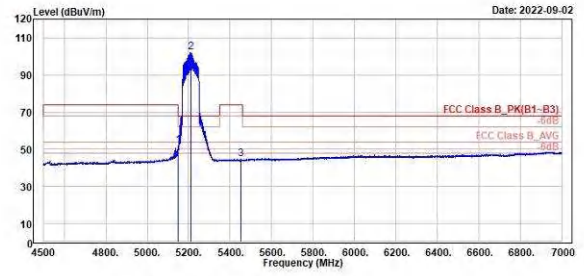
TUV Rheinland Taiwan Ltd.  
No. 438-18, Sec 2, Fenfiao, Linkou Dist., New Taipei City 244, Taiwan(R.O.C.)  
Tel: +886-2172-1000 Fax: +886-2172-1322



1	2	3	Read Level	Level Factor	Limit Line	Over Limit	APos	TPos	Remark	Pol/Phase	Note
MHz	dBuV/m	dBuV	dB/m	dBuV/m	dB	cm	deg				
5149.00	48.26	5.37	42.89	54.00	-5.74	138	164	Average	Horizontal		
5218.00	94.71	51.68	43.03	54.00	40.71	138	164	Average	Horizontal		
5407.00	44.72	1.50	43.22	54.00	-9.28	138	164	Average	Horizontal		



TUV Rheinland Taiwan Ltd.  
No. 438-18, Sec 2, Fenfiao, Linkou Dist., New Taipei City 244, Taiwan(R.O.C.)  
Tel: +886-2172-1000 Fax: +886-2172-1322



1	2	3	Read Level	Level Factor	Limit Line	Over Limit	APos	TPos	Remark	Pol/Phase	Note
MHz	dBuV/m	dBuV	dB/m	dBuV/m	dB	cm	deg				
5148.00	51.83	8.94	42.89	54.00	-2.17	100	294	Average	Vertical		
5218.00	102.13	59.10	43.03	54.00	48.13	100	294	Average	Vertical		
5452.00	44.72	1.47	43.25	54.00	-9.28	100	294	Average	Vertical		

Band Edges, 5.35GHz  
U-NII-2A

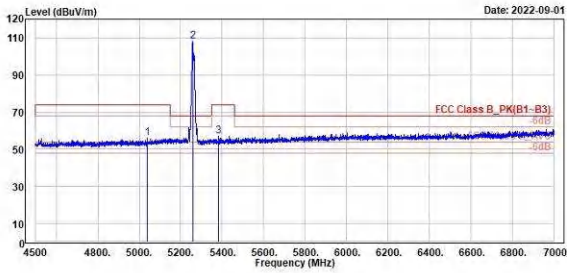
802.11a

CH 52 (Horizontal) Peak

CH 52 (Vertical) Peak



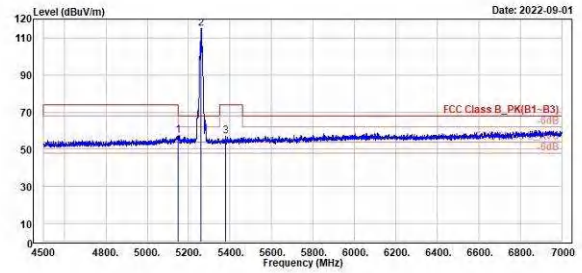
TUV Rheinland Taiwan Ltd.  
No. 438-18, Sec 2, Fenfiao, Linkou Dist., New Taipei City 244, Taiwan(R.O.C.)  
Tel: +886-2172-1000 Fax: +886-2172-1322



Peak	Freq (MHz)	Level (dBuV/m)	Read Level (dBuV)	Factor (dB/m)	Limit Line (dBuV/m)	Over Limit (dB)	APos (cm)	TPos (deg)	Remark	Pol/Phase	Note
1	5039.50	55.99	13.41	42.58	74.00	-18.01	107	157	Peak	Horizontal	
2	5269.00	109.21	65.24	42.97	68.20	40.01	107	157	Peak	Horizontal	
3	5382.00	57.23	14.11	43.12	74.00	-16.77	107	157	Peak	Horizontal	



TUV Rheinland Taiwan Ltd.  
No. 438-18, Sec 2, Fenfiao, Linkou Dist., New Taipei City 244, Taiwan(R.O.C.)  
Tel: +886-2172-1000 Fax: +886-2172-1322



Peak	Freq (MHz)	Level (dBuV/m)	Read Level (dBuV)	Factor (dB/m)	Limit Line (dBuV/m)	Over Limit (dB)	APos (cm)	TPos (deg)	Remark	Pol/Phase	Note
1	5148.00	57.37	14.48	42.89	74.00	-16.63	100	138	Peak	Vertical	
2	5269.00	115.19	72.22	42.97	68.20	46.99	100	138	Peak	Vertical	
3	5377.50	57.11	14.01	43.10	74.00	-16.89	100	138	Peak	Vertical	

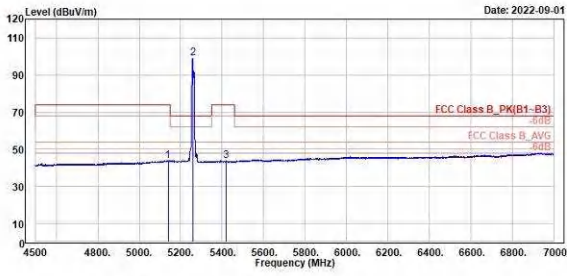
802.11a

CH 52 (Horizontal) Average

CH 52 (Vertical) Average



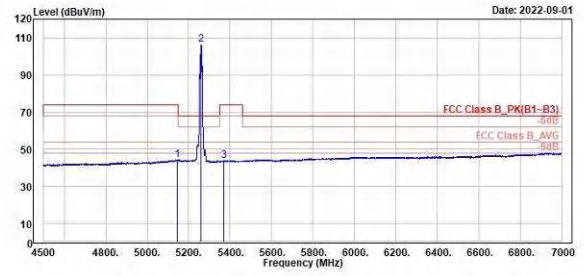
TUV Rheinland Taiwan Ltd.  
No. 438-18, Sec 2, Fenfiao, Linkou Dist., New Taipei City 244, Taiwan(R.O.C.)  
Tel: +886-2172-1000 Fax: +886-2172-1322



Freq	Level	Read	Limit	Over	APos	TPos	Remark	Pol/Phase	Note
MHz	dBuV/m	dBuV	dB/m	dBuV/m	dB	cm	deg		
1	5139.00	43.75	0.93	42.82	54.00	-10.25	107	157 Average	Horizontal
2	5268.00	99.07	50.10	42.97	54.00	45.07	107	157 Average	Horizontal
3	5418.50	43.64	0.41	43.23	54.00	-10.36	107	157 Average	Horizontal



TUV Rheinland Taiwan Ltd.  
No. 438-18, Sec 2, Fenfiao, Linkou Dist., New Taipei City 244, Taiwan(R.O.C.)  
Tel: +886-2172-1000 Fax: +886-2172-1322



Freq	Level	Read	Limit	Over	APos	TPos	Remark	Pol/Phase	Note
MHz	dBuV/m	dBuV	dB/m	dBuV/m	dB	cm	deg		
1	5145.00	44.18	1.32	42.86	54.00	-9.82	100	138 Average	Vertical
2	5268.00	106.30	63.33	42.97	54.00	52.30	100	138 Average	Vertical
3	5368.50	43.73	0.68	43.05	54.00	-10.27	100	138 Average	Vertical

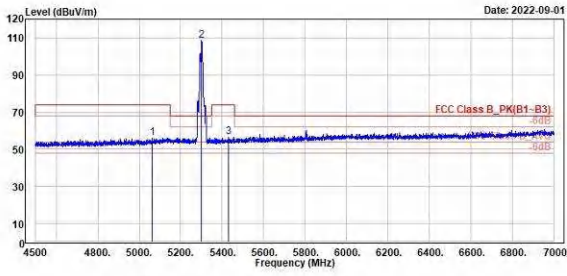
802.11a

CH 60 (Horizontal) Peak

CH 60 (Vertical) Peak



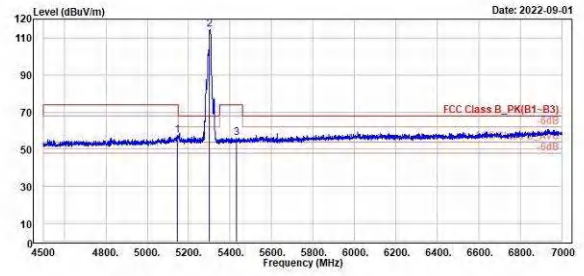
TÜV Rheinland Taiwan Ltd.  
No. 438-18, Sec 2, Fenfiao, Linkou Dist., New Taipei City 244, Taiwan(R.O.C.)  
Tel: +886-2172-1000 Fax: +886-2172-1322



Peak	Freq MHz	Level dBuV/m	Read Level dBuV	Factor dB/m	Limit Line dBuV/m	Over Limit dB	APos cm	TPos deg	Remark	Pol/Phase	Note
1	5062.00	56.29	13.69	42.60	74.00	-17.71	101	157	Peak	Horizontal	
2	5300.00	100.38	85.48	42.92	68.29	40.18	101	157	Peak	Horizontal	
3	5433.00	56.67	13.43	43.24	74.00	-17.33	101	157	Peak	Horizontal	



TÜV Rheinland Taiwan Ltd.  
No. 438-18, Sec 2, Fenfiao, Linkou Dist., New Taipei City 244, Taiwan(R.O.C.)  
Tel: +886-2172-1000 Fax: +886-2172-1322



Peak	Freq MHz	Level dBuV/m	Read Level dBuV	Factor dB/m	Limit Line dBuV/m	Over Limit dB	APos cm	TPos deg	Remark	Pol/Phase	Note
1	5147.00	57.29	14.42	42.87	74.00	-16.71	100	2	Peak	Vertical	
2	5300.00	114.70	71.78	42.92	68.29	46.50	100	2	Peak	Vertical	
3	5432.50	56.30	13.86	43.24	74.00	-17.70	100	2	Peak	Vertical	

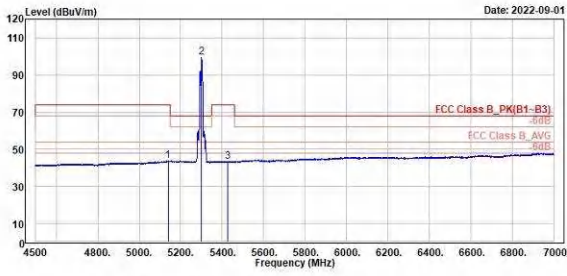
802.11a

CH 60 (Horizontal) Average

CH 60 (Vertical) Average



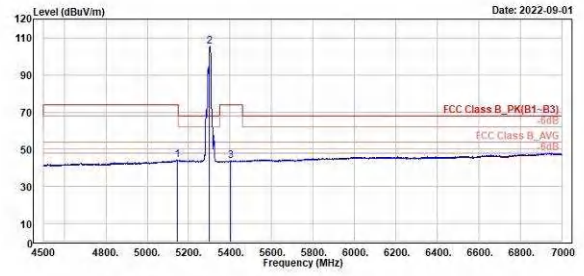
TUV Rheinland Taiwan Ltd.  
No. 438-18, Sec 2, Fenfiao, Linkou Dist., New Taipei City 244, Taiwan(R.O.C.)  
Tel: +886-2172-1000 Fax: +886-2172-1322



Freq	Level	Read	Limit	Over	APos	TPos	Remark	Pol/Phase	Note
MHz	dBuV/m	dBuV	dB/m	dBuV/m	dB	cm	deg		
1	5139.00	43.62	0.80	42.82	54.00	-10.38	101	157	Average Horizontal
2 *	5300.00	99.29	50.37	42.92	54.00	45.29	101	157	Average Horizontal
3	5429.00	43.50	0.27	43.23	54.00	-10.50	101	157	Average Horizontal



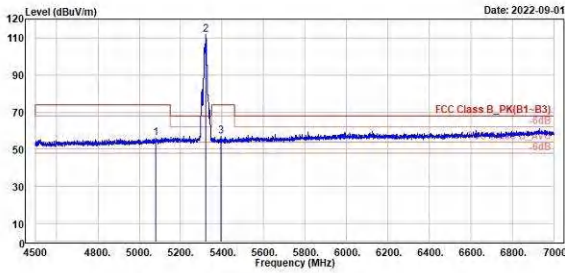
TUV Rheinland Taiwan Ltd.  
No. 438-18, Sec 2, Fenfiao, Linkou Dist., New Taipei City 244, Taiwan(R.O.C.)  
Tel: +886-2172-1000 Fax: +886-2172-1322



Freq	Level	Read	Limit	Over	APos	TPos	Remark	Pol/Phase	Note
MHz	dBuV/m	dBuV	dB/m	dBuV/m	dB	cm	deg		
1	5146.00	44.27	1.40	42.87	54.00	-9.73	100	2	Average Vertical
2 *	5300.00	105.55	62.63	42.92	54.00	51.55	100	0	Average Vertical
3	5402.00	43.83	0.62	43.21	54.00	-10.17	100	2	Average Vertical

**802.11a**
**CH 64 (Horizontal) Peak**
**CH 64 (Vertical) Peak**

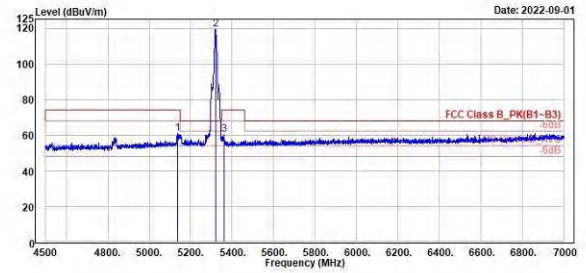

TÜV Rheinland Taiwan Ltd.  
 No. 438-18, Sec. 2, Fenfiao, Linkou Dist., New Taipei City 244, Taiwan(R.O.C.)  
 Tel: +886-2172-1000 Fax: +886-2172-1322



Peak	Freq (MHz)	Level (dBuV/m)	Read Level (dBuV)	Factor (dB/m)	Limit Line (dBuV/m)	Over Limit (dB)	APos (cm)	TPos (deg)	Remark	Pol/Phase	Note
1	5081.50	56.03	13.45	42.58	74.00	-17.97	100	158	Peak	Horizontal	
2	5320.00	121.83	60.89	42.94	68.20	43.63	100	158	Peak	Horizontal	
3	5392.50	56.81	13.64	43.17	74.00	-17.19	100	158	Peak	Horizontal	



TÜV Rheinland Taiwan Ltd.  
 No. 438-18, Sec. 2, Fenfiao, Linkou Dist., New Taipei City 244, Taiwan(R.O.C.)  
 Tel: +886-2172-1000 Fax: +886-2172-1322



Peak	Freq (MHz)	Level (dBuV/m)	Read Level (dBuV)	Factor (dB/m)	Limit Line (dBuV/m)	Over Limit (dB)	APos (cm)	TPos (deg)	Remark	Pol/Phase	Note
1	5138.00	60.75	17.93	42.82	74.00	-13.25	228	245	Peak	Vertical	
2	5320.00	119.20	76.35	42.84	68.20	51.00	228	245	Peak	Vertical	
3	5360.50	60.55	17.53	43.02	74.00	-13.45	228	245	Peak	Vertical	

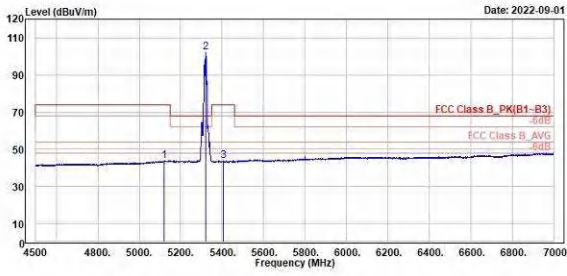
802.11a

CH 64 (Horizontal) Average

CH 64 (Vertical) Average



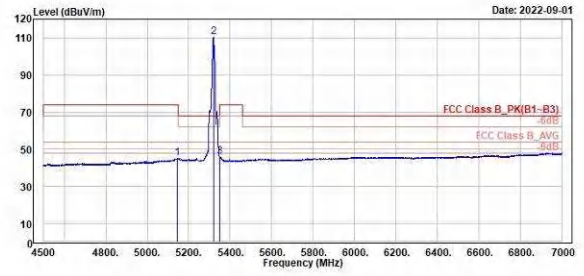
TUV Rheinland Taiwan Ltd.  
No. 438-18, Sec 2, Fenfiao, Linkou Dist., New Taipei City 244, Taiwan(R.O.C.)  
Tel: +886-2172-1000 Fax: +886-2172-1322



Freq	Level	Read	Limit	Over	APos	TPos	Remark	Pol/Phase	Note
MHz	dBuV/m	dBuV	dB/m	dBuV/m	dB	cm	deg		
1	5130.50	43.65	0.96	42.69	54.00	-10.35	100	158 Average	Horizontal
2 *	5320.00	102.21	59.27	42.94	54.00	48.21	100	158 Average	Horizontal
3	5407.00	43.64	0.42	43.22	54.00	-10.36	100	158 Average	Horizontal



TUV Rheinland Taiwan Ltd.  
No. 438-18, Sec 2, Fenfiao, Linkou Dist., New Taipei City 244, Taiwan(R.O.C.)  
Tel: +886-2172-1000 Fax: +886-2172-1322



Freq	Level	Read	Limit	Over	APos	TPos	Remark	Pol/Phase	Note
MHz	dBuV/m	dBuV	dB/m	dBuV/m	dB	cm	deg		
1	5146.00	45.15	2.28	42.87	54.00	-8.85	228	245 Average	Vertical
2 *	5320.00	110.38	67.44	42.94	54.00	56.38	228	245 Average	Vertical
3	5351.00	46.03	3.86	42.97	54.00	-7.97	228	245 Average	Vertical



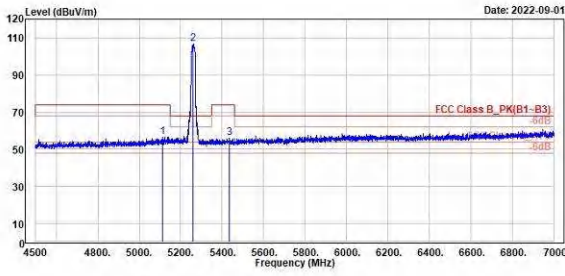
802.11ax HE20

CH 52 (Horizontal) Peak

CH 52 (Vertical) Peak



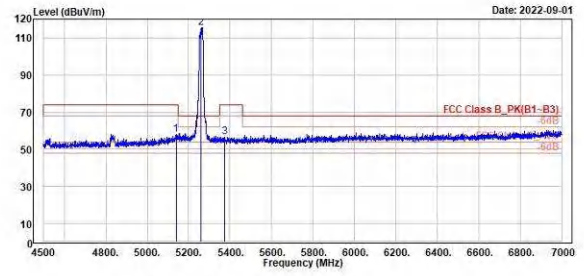
TÜV Rheinland Taiwan Ltd.  
No. 438-18, Sec 2, Fenfiao, Linkou Dist., New Taipei City 244, Taiwan(R.O.C.)  
Tel: +886-2172-1000 Fax: +886-2172-1322



Peak	Freq	Level	Read	Factor	Limit	Over	APos	TPos	Remark	Pol/Phase	Note
	MHz	dBuV/m	dBuV	dB/m	dBuV/m	dB	cm	deg			
1	5112.58	56.67	14.82	42.65	74.00	-17.33	100	161	Peak	Horizontal	
2	5259.00	106.92	63.95	42.97	68.29	38.72	100	161	Peak	Horizontal	
3	5435.00	55.98	12.74	43.24	74.00	-18.02	100	161	Peak	Horizontal	



TÜV Rheinland Taiwan Ltd.  
No. 438-18, Sec 2, Fenfiao, Linkou Dist., New Taipei City 244, Taiwan(R.O.C.)  
Tel: +886-2172-1000 Fax: +886-2172-1322



Peak	Freq	Level	Read	Factor	Limit	Over	APos	TPos	Remark	Pol/Phase	Note
	MHz	dBuV/m	dBuV	dB/m	dBuV/m	dB	cm	deg			
1	5139.00	57.89	15.07	42.82	74.00	-16.11	100	300	Peak	Vertical	
2	5269.00	115.51	72.54	42.97	68.29	47.31	100	300	Peak	Vertical	
3	5375.00	56.76	13.67	43.09	74.00	-17.24	100	300	Peak	Vertical	

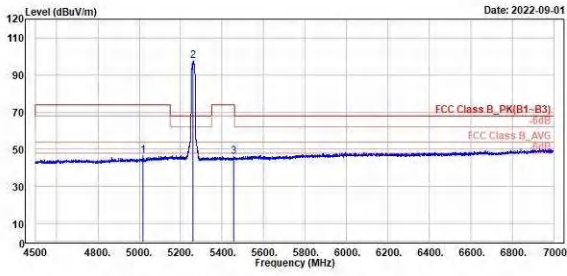
802.11ax HE20

CH 52 (Horizontal) Average

CH 52 (Vertical) Average



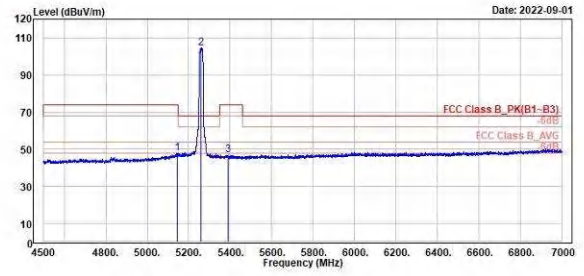
TUV Rheinland Taiwan Ltd.  
No. 438-18, Sec 2, Fenfiao, Linkou Dist., New Taipei City 244, Taiwan(R.O.C.)  
Tel: +886-2172-1000 Fax: +886-2172-1322



Freq	Level	Read	Limit	Over	APos	TPos	Remark	Pol/Phase	Note
MHz	dBuV/m	dBuV	dB/m	dBuV/m	dB	cm	deg		
1	5819.50	46.43	3.90	42.53	54.00	-7.57	100	161 Average	Horizontal
2	5268.00	97.70	54.73	42.97	54.00	43.70	100	161 Average	Horizontal
3	5456.00	46.08	2.82	43.26	54.00	-7.92	100	161 Average	Horizontal



TUV Rheinland Taiwan Ltd.  
No. 438-18, Sec 2, Fenfiao, Linkou Dist., New Taipei City 244, Taiwan(R.O.C.)  
Tel: +886-2172-1000 Fax: +886-2172-1322



Freq	Level	Read	Limit	Over	APos	TPos	Remark	Pol/Phase	Note
MHz	dBuV/m	dBuV	dB/m	dBuV/m	dB	cm	deg		
1	5144.50	47.87	5.01	42.86	54.00	-6.13	100	300 Average	Vertical
2	5268.00	104.62	61.65	42.97	54.00	50.62	100	300 Average	Vertical
3	5391.50	46.92	3.75	43.17	54.00	-7.08	100	300 Average	Vertical

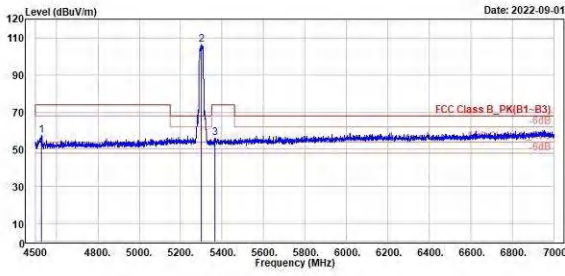
802.11ax HE20

CH 60 (Horizontal) Peak

CH 60 (Vertical) Peak



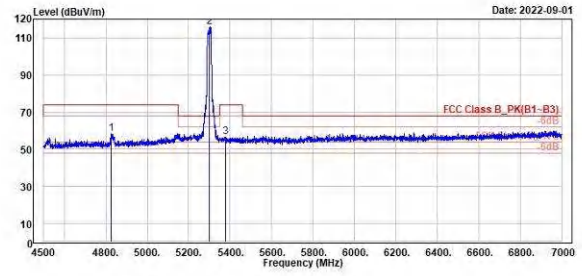
TÜV Rheinland Taiwan Ltd.  
No. 438-18, Sec. 2, Fenfiao, Linkou Dist., New Taipei City 244, Taiwan(R.O.C.)  
Tel: +886-2172-1000 Fax: +886-2172-1322



Peak	Freq (MHz)	Level (dBuV/m)	Read Level (dBuV)	Factor (dB/m)	Limit Line (dBuV/m)	Over Limit (dB)	APos (cm)	TPos (deg)	Remark	Pol/Phase	Note
1	4529.58	57.39	15.75	41.64	74.00	-16.61	100	184	Peak	Horizontal	
2	5388.00	106.16	63.24	42.92	68.29	37.95	100	184	Peak	Horizontal	
3	5366.00	55.91	12.87	43.04	74.00	-18.09	100	184	Peak	Horizontal	



TÜV Rheinland Taiwan Ltd.  
No. 438-18, Sec. 2, Fenfiao, Linkou Dist., New Taipei City 244, Taiwan(R.O.C.)  
Tel: +886-2172-1000 Fax: +886-2172-1322



Peak	Freq (MHz)	Level (dBuV/m)	Read Level (dBuV)	Factor (dB/m)	Limit Line (dBuV/m)	Over Limit (dB)	APos (cm)	TPos (deg)	Remark	Pol/Phase	Note
1	4827.50	58.39	16.21	42.08	74.00	-15.61	100	308	Peak	Vertical	
2	5388.00	116.02	73.10	42.92	68.29	47.82	100	308	Peak	Vertical	
3	5386.00	56.54	13.43	43.11	74.00	-17.46	100	308	Peak	Vertical	

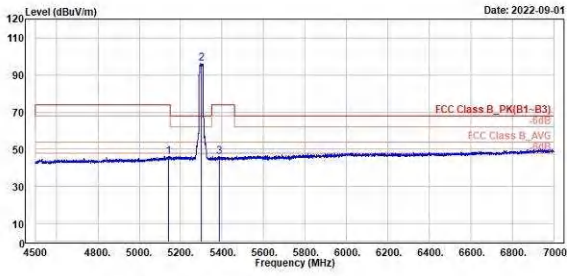
802.11ax HE20

CH 60 (Horizontal) Average

CH 60 (Vertical) Average



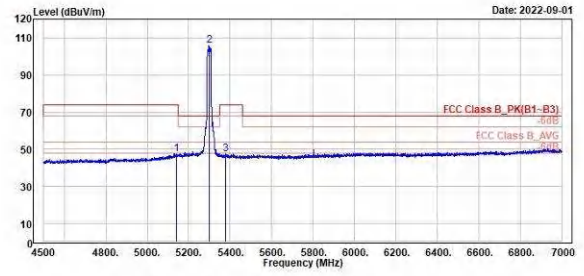
TUV Rheinland Taiwan Ltd.  
No. 438-18, Sec 2, Fenfiao, Linkou Dist., New Taipei City 244, Taiwan(R.O.C.)  
Tel: +886-2172-1000 Fax: +886-2172-1322



Freq	Level	Read Level	Factor	Limit Line	Over Limit	APos	TPos	Remark	Pol/Phase	Note
MHz	dBuV/m	dBuV	dB/m	dBuV/m	dB	cm	deg			
1	5148.00	46.08	3.25	42.83	54.00	-7.92	100	184 Average	Horizontal	
2	5388.00	96.44	53.52	42.92	54.00	42.44	100	184 Average	Horizontal	
3	5388.00	46.09	2.94	43.15	54.00	-7.91	100	184 Average	Horizontal	



TUV Rheinland Taiwan Ltd.  
No. 438-18, Sec 2, Fenfiao, Linkou Dist., New Taipei City 244, Taiwan(R.O.C.)  
Tel: +886-2172-1000 Fax: +886-2172-1322



Freq	Level	Read Level	Factor	Limit Line	Over Limit	APos	TPos	Remark	Pol/Phase	Note
MHz	dBuV/m	dBuV	dB/m	dBuV/m	dB	cm	deg			
1	5142.00	47.50	4.66	42.84	54.00	-6.50	100	300 Average	Vertical	
2	5388.00	105.81	62.89	42.92	54.00	51.81	100	300 Average	Vertical	
3	5388.00	47.46	4.35	43.11	54.00	-6.54	100	300 Average	Vertical	

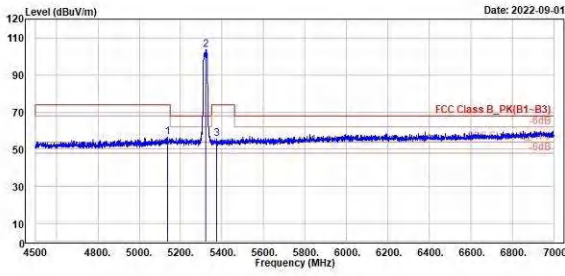
802.11ax HE20

CH 64 (Horizontal) Peak

CH 64 (Vertical) Peak



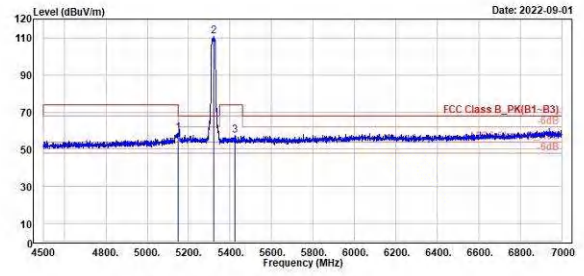
TÜV Rheinland Taiwan Ltd.  
No. 438-18, Sec. 2, Fenfiao, Linkou Dist., New Taipei City 244, Taiwan(R.O.C.)  
Tel: +886-2172-1000 Fax: +886-2172-1322



Peak	Freq (MHz)	Level (dBuV/m)	Read Level (dBuV)	Factor (dB/m)	Limit Line (dBuV/m)	Over Limit (dB)	APos (cm)	TPos (deg)	Remark	Pol/Phase	Note
1	5137.50	56.52	13.71	42.81	74.00	-17.48	100	162	Peak	Horizontal	
2	5375.00	103.44	60.50	42.94	68.20	35.24	100	162	Peak	Horizontal	
3	5375.00	55.50	12.41	43.09	74.00	-18.50	100	162	Peak	Horizontal	



TÜV Rheinland Taiwan Ltd.  
No. 438-18, Sec. 2, Fenfiao, Linkou Dist., New Taipei City 244, Taiwan(R.O.C.)  
Tel: +886-2172-1000 Fax: +886-2172-1322



Peak	Freq (MHz)	Level (dBuV/m)	Read Level (dBuV)	Factor (dB/m)	Limit Line (dBuV/m)	Over Limit (dB)	APos (cm)	TPos (deg)	Remark	Pol/Phase	Note
1	5138.00	59.08	16.18	42.90	68.20	-9.12	100	263	Peak	Vertical	
2	5375.00	110.73	67.79	42.94	68.20	42.53	100	263	Peak	Vertical	
3	5421.50	57.57	14.34	43.23	74.00	-16.43	100	263	Peak	Vertical	

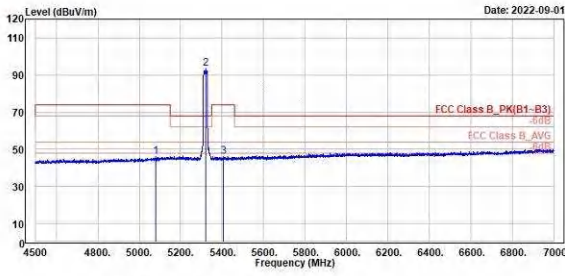
802.11ax HE20

CH 64 (Horizontal) Average

CH 64 (Vertical) Average



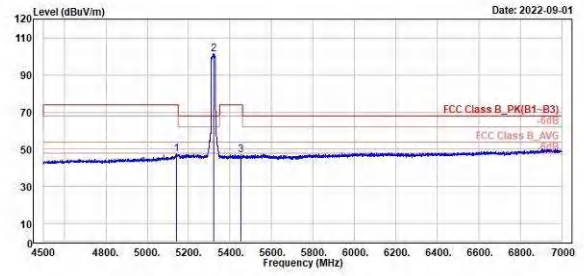
TUV Rheinland Taiwan Ltd.  
No. 438-18, Sec 2, Penfiao, Linkou Dist., New Taipei City 244, Taiwan(R.O.C.)  
Tel: +886-2172-1000 Fax: +886-2172-1322



1	2	3
5888.00	5328.00	5498.50
46.26	93.61	46.05
3.68	50.67	2.83
42.58	42.94	43.22
54.00	54.00	54.00
-7.74	39.61	-7.95
100	100	100
162	162	162
Average	Average	Average
Horizontal	Horizontal	Horizontal



TUV Rheinland Taiwan Ltd.  
No. 438-18, Sec 2, Penfiao, Linkou Dist., New Taipei City 244, Taiwan(R.O.C.)  
Tel: +886-2172-1000 Fax: +886-2172-1322



1	2	3
5141.50	5328.00	5452.50
47.24	101.45	47.14
4.40	58.51	3.89
42.84	42.84	43.25
54.00	54.00	54.00
-6.76	47.45	-6.88
100	100	100
263	263	263
Average	Average	Average
Vertical	Vertical	Vertical

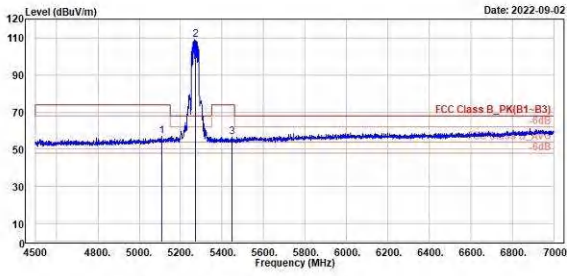
802.11ax HE40

CH 54 (Horizontal) Peak

CH 54 (Vertical) Peak



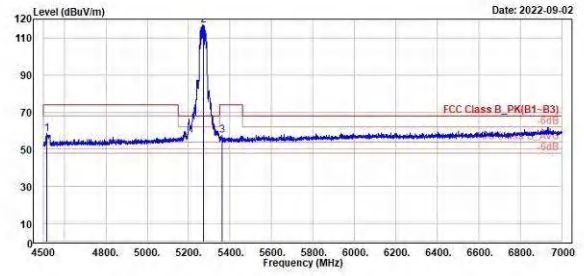
TÜV Rheinland Taiwan Ltd.  
No. 438-18, Sec 2, Fenfiao, Linkou Dist., New Taipei City 244, Taiwan(R.O.C.)  
Tel: +886-2172-1000 Fax: +886-2172-1322



Peak	Freq (MHz)	Level (dBuV/m)	Read Level (dBuV)	Factor (dB/m)	Limit Line (dBuV/m)	Over Limit (dB)	APos (cm)	TPos (deg)	Remark	Pol/Phase	Note
1	5187.00	56.88	14.28	42.60	74.00	-17.12	100	157	Peak	Horizontal	
2 *	5279.00	109.14	66.18	42.96	68.20	40.94	100	157	Peak	Horizontal	
3	5446.00	56.67	13.42	43.25	74.00	-17.33	100	157	Peak	Horizontal	



TÜV Rheinland Taiwan Ltd.  
No. 438-18, Sec 2, Fenfiao, Linkou Dist., New Taipei City 244, Taiwan(R.O.C.)  
Tel: +886-2172-1000 Fax: +886-2172-1322



Peak	Freq (MHz)	Level (dBuV/m)	Read Level (dBuV)	Factor (dB/m)	Limit Line (dBuV/m)	Over Limit (dB)	APos (cm)	TPos (deg)	Remark	Pol/Phase	Note
1	4516.50	58.35	16.80	41.55	74.00	-15.65	193	177	Peak	Vertical	
2 *	5279.00	116.95	73.89	42.96	68.20	48.75	193	177	Peak	Vertical	
3	5361.00	57.58	14.56	43.02	74.00	-16.42	193	177	Peak	Vertical	

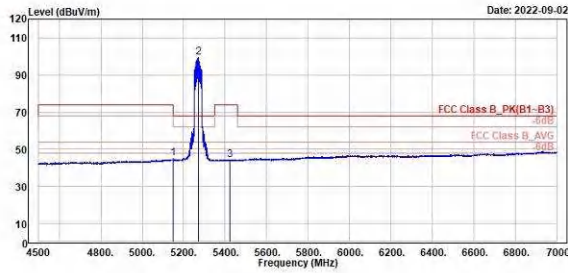
802.11ax HE40

CH 54 (Horizontal) Average

CH 54 (Vertical) Average



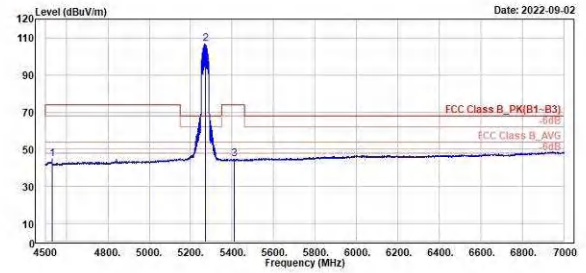
TUV Rheinland Taiwan Ltd.  
No. 438-18, Sec 2, Fenfiao, Linkou Dist., New Taipei City 244, Taiwan(R.O.C.)  
Tel: +886-2172-1000 Fax: +886-2172-1322



1	2	3
5148.58	5278.00	5424.00
45.01	99.25	44.31
2.12	50.29	1.08
42.89	42.96	43.23
54.00	54.00	54.00
-8.99	45.25	-9.69
100	100	100
157	157	157
Average	Average	Average
Horizontal	Horizontal	Horizontal



TUV Rheinland Taiwan Ltd.  
No. 438-18, Sec 2, Fenfiao, Linkou Dist., New Taipei City 244, Taiwan(R.O.C.)  
Tel: +886-2172-1000 Fax: +886-2172-1322



1	2	3
4531.00	5278.00	5416.00
44.90	106.76	44.82
3.25	63.88	1.60
41.65	42.96	43.22
54.00	54.00	54.00
-9.10	52.76	-9.18
193	177	177
177	177	177
Average	Average	Average
Vertical	Vertical	Vertical



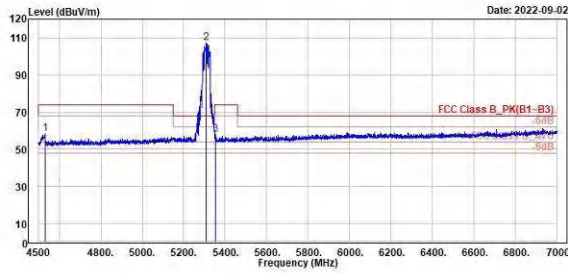
802.11ax HE40

CH 62 (Horizontal) Peak

CH 62 (Vertical) Peak



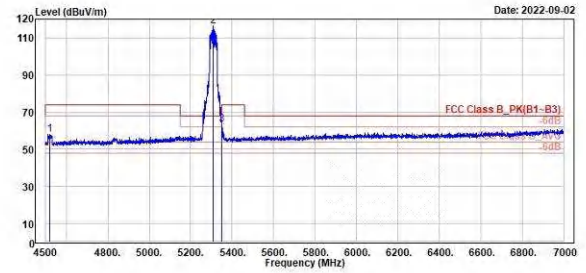
TÜV Rheinland Taiwan Ltd.  
No. 438-18, Sec 2, Fenfiao, Linkou Dist., New Taipei City 244, Taiwan(R.O.C.)  
Tel: +886-2172-1000 Fax: +886-2172-1322



Peak	Freq (MHz)	Level (dBuV/m)	Read Level (dBuV)	Factor (dB/m)	Limit Line (dBuV/m)	Over Limit (dB)	APos (cm)	TPos (deg)	Remark	Pol/Phase	Note
1	4536.58	58.56	16.92	41.64	74.00	-15.44	100	184	Peak	Horizontal	
2 *	5352.00	107.21	64.28	42.93	74.00	33.21	100	184	Peak	Horizontal	
3	5352.00	57.82	14.84	42.98	74.00	-16.18	100	184	Peak	Horizontal	



TÜV Rheinland Taiwan Ltd.  
No. 438-18, Sec 2, Fenfiao, Linkou Dist., New Taipei City 244, Taiwan(R.O.C.)  
Tel: +886-2172-1000 Fax: +886-2172-1322



Peak	Freq (MHz)	Level (dBuV/m)	Read Level (dBuV)	Factor (dB/m)	Limit Line (dBuV/m)	Over Limit (dB)	APos (cm)	TPos (deg)	Remark	Pol/Phase	Note
1	4519.50	57.78	16.21	41.57	74.00	-16.22	200	178	Peak	Vertical	
2 *	5350.00	116.55	73.62	42.93	74.00	42.55	200	178	Peak	Vertical	
3 !	5350.00	63.29	20.32	42.97	74.00	-10.71	200	178	Peak	Vertical	

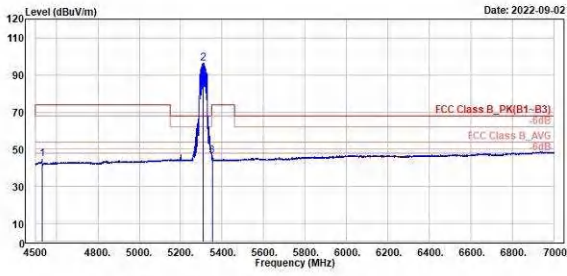
802.11ax HE40

CH 62 (Horizontal) Average

CH 62 (Vertical) Average



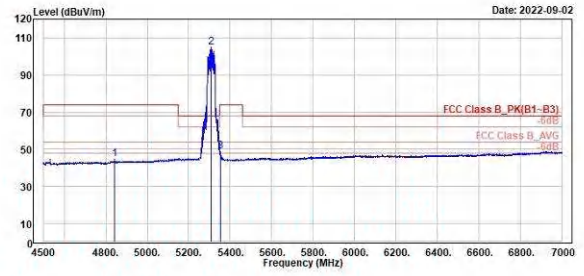
TUV Rheinland Taiwan Ltd.  
No. 438-18, Sec 2, Fenfiao, Linkou Dist., New Taipei City 244, Taiwan(R.O.C.)  
Tel: +886-2172-1000 Fax: +886-2172-1322



1	2	3							
Freq	Level	Read	Limit	Over	APos	TPos	Remark	Pol/Phase	Note
MHz	dBuV/m	dBuV	dB/m	dBuV/m	dB	cm	deg		
4531.00	44.54	2.89	41.65	54.00	-9.46	100	184 Average	Horizontal	
5350.00	95.23	53.38	42.93	62.29	28.03	100	184 Peak	Horizontal	
5351.50	46.51	3.53	42.98	54.00	-7.49	100	184 Average	Horizontal	



TUV Rheinland Taiwan Ltd.  
No. 438-18, Sec 2, Fenfiao, Linkou Dist., New Taipei City 244, Taiwan(R.O.C.)  
Tel: +886-2172-1000 Fax: +886-2172-1322



1	2	3							
Freq	Level	Read	Limit	Over	APos	TPos	Remark	Pol/Phase	Note
MHz	dBuV/m	dBuV	dB/m	dBuV/m	dB	cm	deg		
4843.50	44.89	2.77	42.12	54.00	-9.11	200	178 Average	Vertical	
5350.00	105.06	62.13	42.93	54.00	51.06	200	178 Average	Vertical	
5354.00	49.00	6.01	42.99	54.00	-5.00	200	178 Average	Vertical	

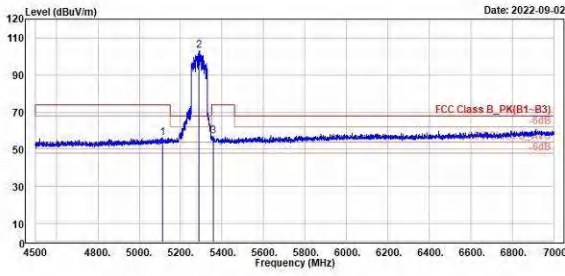
802.11ax HE80

CH 58 (Horizontal) Peak

CH 58 (Vertical) Peak



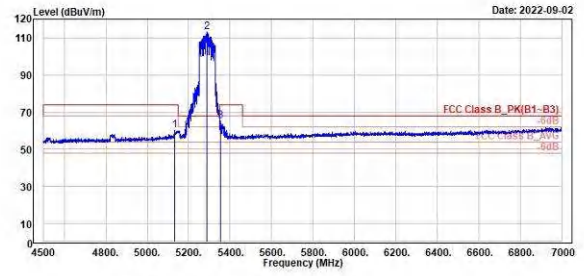
TÜV Rheinland Taiwan Ltd.  
No. 438-18, Sec 2, Fenfiao, Linkou Dist., New Taipei City 244, Taiwan(R.O.C.)  
Tel: +886-2172-1000 Fax: +886-2172-1322



Peak	Freq (MHz)	Level (dBuV/m)	Read Level (dBuV)	Factor (dB/m)	Limit Line (dBuV/m)	Over Limit (dB)	APos (cm)	TPos (deg)	Remark	Pol/Phase	Note
1	5118.50	56.22	13.60	42.62	74.00	-17.78	100	156	Peak	Horizontal	
2	5298.00	103.14	60.20	42.94	68.20	34.94	100	156	Peak	Horizontal	
3	5357.50	57.04	14.04	43.00	74.00	-16.96	100	156	Peak	Horizontal	



TÜV Rheinland Taiwan Ltd.  
No. 438-18, Sec 2, Fenfiao, Linkou Dist., New Taipei City 244, Taiwan(R.O.C.)  
Tel: +886-2172-1000 Fax: +886-2172-1322



Peak	Freq (MHz)	Level (dBuV/m)	Read Level (dBuV)	Factor (dB/m)	Limit Line (dBuV/m)	Over Limit (dB)	APos (cm)	TPos (deg)	Remark	Pol/Phase	Note
1	5134.00	60.14	17.36	42.78	74.00	-13.86	296	303	Peak	Vertical	
2	5298.00	113.10	70.25	42.84	68.20	44.90	296	303	Peak	Vertical	
3	5352.50	65.10	22.12	42.98	74.00	-8.90	296	303	Peak	Vertical	

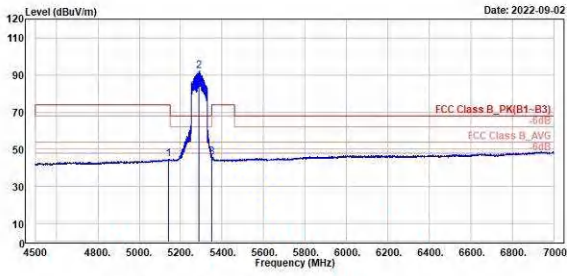
802.11ax HE80

CH 58 (Horizontal) Average

CH 58 (Vertical) Average



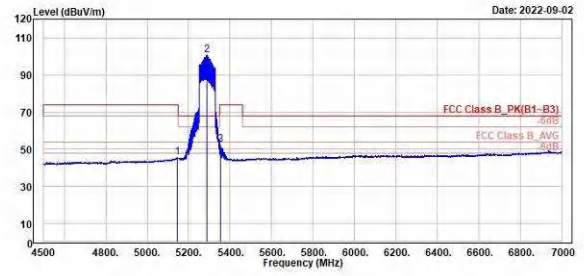
TUV Rheinland Taiwan Ltd.  
No. 438-18, Sec 2, Penfiao, Linkou Dist., New Taipei City 244, Taiwan(R.O.C.)  
Tel: +886-2172-1000 Fax: +886-2172-1322



Freq	Level	Read	Factor	Limit	Over	APos	TPos	Remark	Pol/Phase	Note
MHz	dBuV/m	dBuV	dB/m	dBuV/m	dB	cm	deg			
1	5148.00	44.53	1.70	42.83	54.00	-9.47	100	156 Average	Horizontal	
2	5298.00	92.01	49.07	42.94	54.00	38.01	100	156 Average	Horizontal	
3	5358.00	45.55	2.58	42.97	54.00	-8.45	100	156 Average	Horizontal	



TUV Rheinland Taiwan Ltd.  
No. 438-18, Sec 2, Penfiao, Linkou Dist., New Taipei City 244, Taiwan(R.O.C.)  
Tel: +886-2172-1000 Fax: +886-2172-1322



Freq	Level	Read	Factor	Limit	Over	APos	TPos	Remark	Pol/Phase	Note
MHz	dBuV/m	dBuV	dB/m	dBuV/m	dB	cm	deg			
1	5143.50	45.41	2.56	42.85	54.00	-8.59	296	303 Average	Vertical	
2	5298.00	100.81	57.87	42.94	54.00	46.81	296	303 Average	Vertical	
3	5352.00	52.46	9.48	42.98	54.00	-1.54	296	303 Average	Vertical	

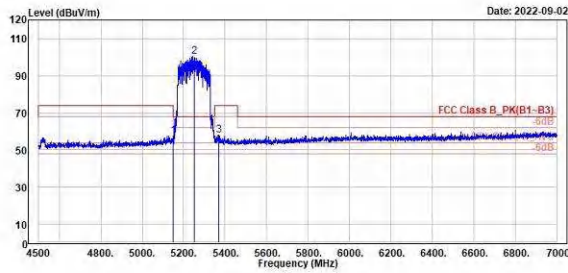
802.11ax HE160

CH 50 (Horizontal) Peak

CH 50 (Vertical) Peak



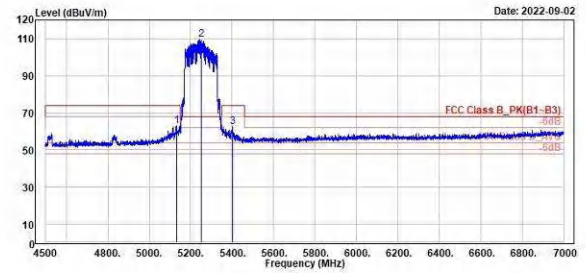
TUV Rheinland Taiwan Ltd.  
No. 438-18, Sec 2, Fenfiao, Linkou Dist., New Taipei City 244, Taiwan(R.O.C.)  
Tel: +886-2172-1000 Fax: +886-2172-1322



Peak	Freq (MHz)	Level (dBuV/m)	Read Level (dBuV)	Factor (dB/m)	Limit Line (dBuV/m)	Over Limit (dB)	APos (cm)	TPos (deg)	Remark	Pol/Phase	Note
1	5149.59	57.58	14.68	42.90	74.00	-16.42	100	186	Peak	Horizontal	
2	5256.00	100.27	57.29	42.98	68.28	32.07	100	186	Peak	Horizontal	
3	5369.00	57.84	14.78	43.06	74.00	-16.16	100	186	Peak	Horizontal	



TUV Rheinland Taiwan Ltd.  
No. 438-18, Sec 2, Fenfiao, Linkou Dist., New Taipei City 244, Taiwan(R.O.C.)  
Tel: +886-2172-1000 Fax: +886-2172-1322



Peak	Freq (MHz)	Level (dBuV/m)	Read Level (dBuV)	Factor (dB/m)	Limit Line (dBuV/m)	Over Limit (dB)	APos (cm)	TPos (deg)	Remark	Pol/Phase	Note
1	5132.00	62.82	20.05	42.77	74.00	-11.18	100	292	Peak	Vertical	
2	5256.00	100.54	65.55	42.98	68.28	41.34	100	292	Peak	Vertical	
3	5401.00	62.48	19.27	43.21	74.00	-11.52	100	292	Peak	Vertical	

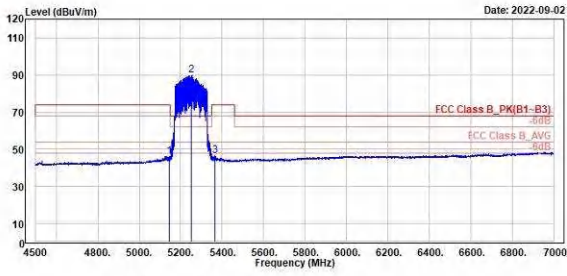
802.11ax HE160

CH 50 (Horizontal) Average

CH 50 (Vertical) Average



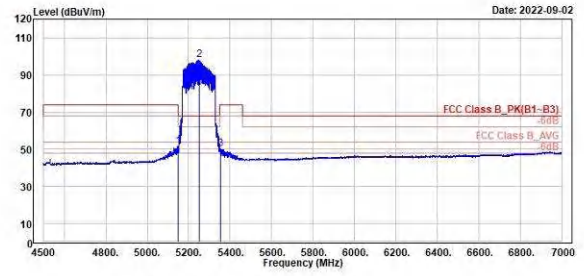
TÜV Rheinland Taiwan Ltd.  
No. 438-18, Sec 2, Penfiao, Linkou Dist., New Taipei City 244, Taiwan(R.O.C.)  
Tel: +886-2172-1000 Fax: +886-2172-1322



1	2	3	Read Level	Factor	Limit Line	Over Limit	APos	TPos	Remark	Pol/Phase	Note
MHz	dBuV/m	dBuV	dB/m	dBuV/m	dB	cm	deg				
5144.00	46.17	3.32	42.85	54.00	-7.83	100	186	Average	Horizontal		
5250.00	89.79	46.81	42.98	54.00	35.79	100	186	Average	Horizontal		
5304.00	46.39	3.35	43.04	54.00	-7.61	100	186	Average	Horizontal		



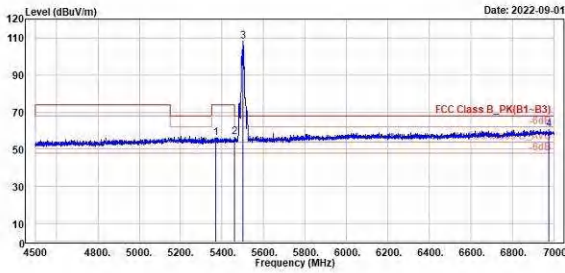
TÜV Rheinland Taiwan Ltd.  
No. 438-18, Sec 2, Penfiao, Linkou Dist., New Taipei City 244, Taiwan(R.O.C.)  
Tel: +886-2172-1000 Fax: +886-2172-1322



1	2	3	Read Level	Factor	Limit Line	Over Limit	APos	TPos	Remark	Pol/Phase	Note
MHz	dBuV/m	dBuV	dB/m	dBuV/m	dB	cm	deg				
5148.50	51.56	8.67	42.89	54.00	-2.44	100	292	Average	Vertical		
5250.00	97.87	54.89	42.98	54.00	43.87	100	292	Average	Vertical		
5353.50	50.33	7.35	42.98	54.00	-3.67	100	292	Average	Vertical		

**Band Edges, 5.3GHz ~ 5.47GHz, 5.725GHz**
**U-NII-2C**
**802.11a**
**CH 100 (Horizontal) Peak**
**CH 100 (Vertical) Peak**

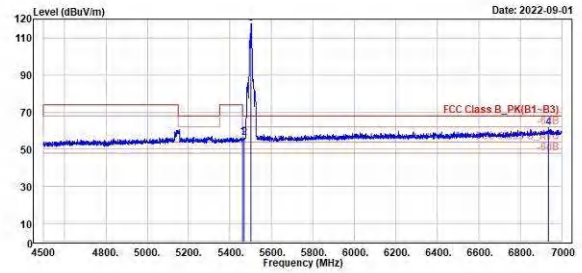

TÜV Rheinland Taiwan Ltd.  
 No. 438-18, Sec 2, Penfiao, Linkou Dist., New Taipei City 244, Taiwan(R.O.C.)  
 Tel: +886-2172-1000 Fax: +886-2172-1322



Peak	Freq	Level	Read	Factor	Limit	Over	APos	TPos	Remark	Pol/Phase	Note
	MHz	dBuV/m	dBuV	dB/m	dBuV/m	dB	cm	deg			
1	5369.50	56.30	13.34	43.06	74.00	-17.70	136	158	Peak	Horizontal	
2	5460.50	56.30	13.54	43.26	68.20	-11.40	136	158	Peak	Horizontal	
3 *	5500.00	108.14	64.85	43.29	68.20	39.94	136	158	Peak	Horizontal	
4	6976.50	60.88	15.55	45.33	68.20	-7.32	136	158	Peak	Horizontal	



TÜV Rheinland Taiwan Ltd.  
 No. 438-18, Sec 2, Penfiao, Linkou Dist., New Taipei City 244, Taiwan(R.O.C.)  
 Tel: +886-2172-1000 Fax: +886-2172-1322



Peak	Freq	Level	Read	Factor	Limit	Over	APos	TPos	Remark	Pol/Phase	Note
	MHz	dBuV/m	dBuV	dB/m	dBuV/m	dB	cm	deg			
1	5458.50	56.48	13.14	43.26	74.00	-17.60	100	262	Peak	Vertical	
2	5467.00	56.25	12.98	43.27	68.20	-11.95	100	262	Peak	Vertical	
3 *	5500.00	117.64	74.35	43.29	68.20	49.44	100	262	Peak	Vertical	
4	6936.50	61.38	16.12	45.26	68.20	-6.82	100	262	Peak	Vertical	

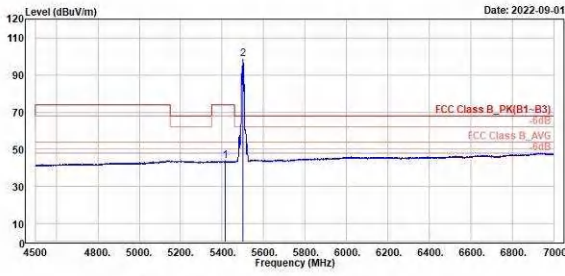
802.11a

CH 100 (Horizontal) Average

CH 100 (Vertical) Average



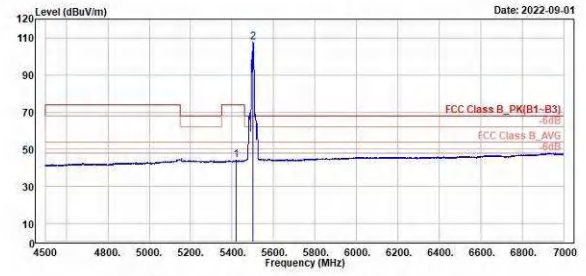
TÜV Rheinland Taiwan Ltd.  
No. 438-18, Sec 2, Penfiao, Linkou Dist., New Taipei City 244, Taiwan(R.O.C.)  
Tel: +886-2172-1000 Fax: +886-2172-1322



Peak	Freq (MHz)	Level (dBuV/m)	Read Level (dBuV)	Factor (dB/m)	Limit Line (dBuV/m)	Over Limit (dB)	APos (cm)	TPos (deg)	Remark	Pol/Phase	Note
1	5414.00	43.67	0.45	43.22	54.00	-10.33	136	158	Average	Horizontal	
2 *	5500.00	98.42	55.13	43.29	54.00	44.42	136	158	Average	Horizontal	



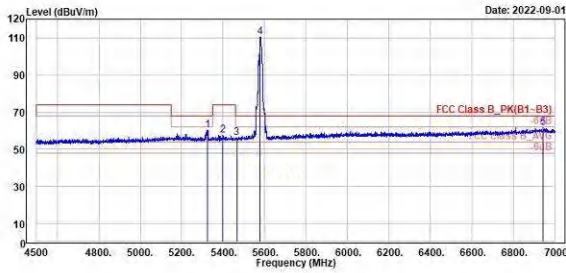
TÜV Rheinland Taiwan Ltd.  
No. 438-18, Sec 2, Penfiao, Linkou Dist., New Taipei City 244, Taiwan(R.O.C.)  
Tel: +886-2172-1000 Fax: +886-2172-1322



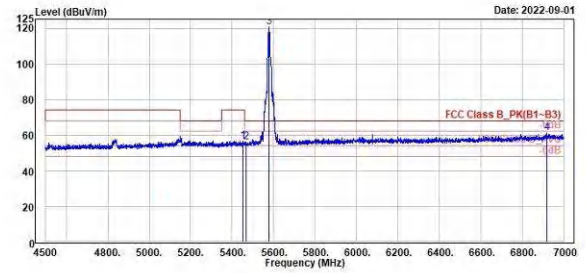
Peak	Freq (MHz)	Level (dBuV/m)	Read Level (dBuV)	Factor (dB/m)	Limit Line (dBuV/m)	Over Limit (dB)	APos (cm)	TPos (deg)	Remark	Pol/Phase	Note
1	5420.00	44.23	1.00	43.23	54.00	-9.77	100	262	Average	Vertical	
2 *	5500.00	107.88	64.59	43.29	54.00	53.88	100	262	Average	Vertical	



**802.11a**
**CH 116 (Horizontal) Peak**
**CH 116 (Vertical) Peak**

 TÜV Rheinland Taiwan Ltd.  
 No. 438-18, Sec. 2, Fenjiao, Linkou Dist., New Taipei City 244, Taiwan(R.O.C.)  
 Tel: +886-2172-1000 Fax: +886-2172-1322


	Read	Limit	Over	APos	TPos	Remark	Pol/Phase	Note	
1	5333.00	68.41	17.47	42.84	68.20	-7.79	103	107 Peak	Horizontal
2	5397.00	57.68	14.48	43.28	68.20	-16.48	103	107 Peak	Horizontal
3	5466.00	56.31	13.84	43.27	68.20	-11.89	103	107 Peak	Horizontal
4 *	5588.00	118.54	67.14	43.40	68.20	42.34	103	107 Peak	Horizontal
5	6944.00	61.68	16.42	45.26	68.20	-6.52	103	107 Peak	Horizontal


 TÜV Rheinland Taiwan Ltd.  
 No. 438-18, Sec. 2, Fenjiao, Linkou Dist., New Taipei City 244, Taiwan(R.O.C.)  
 Tel: +886-2172-1000 Fax: +886-2172-1322


	Read	Limit	Over	APos	TPos	Remark	Pol/Phase	Note	
1	5453.50	56.68	13.35	43.25	74.00	-17.40	100	297 Peak	Vertical
2	5468.50	56.16	12.89	43.27	68.20	-12.04	100	297 Peak	Vertical
3 *	5588.00	128.49	77.89	43.40	68.20	52.29	100	297 Peak	Vertical
4	6928.00	61.26	16.81	45.25	68.20	-6.94	100	297 Peak	Vertical

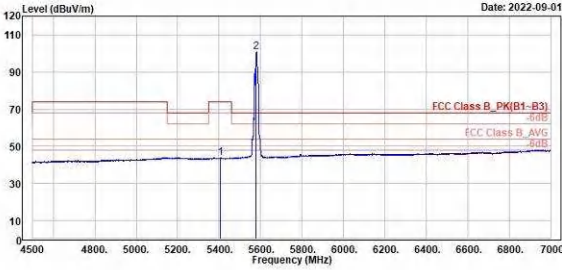
802.11a

CH 116 (Horizontal) Average

CH 116 (Vertical) Average



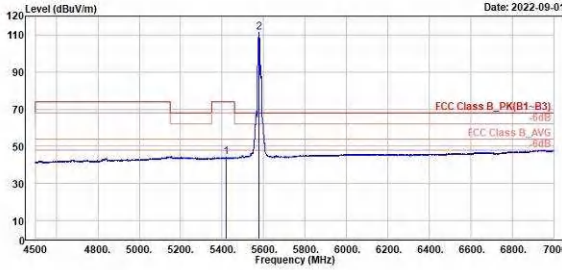
TUV Rheinland Taiwan Ltd.  
No. 438-18, Sec 2, Penfiao, Linkou Dist., New Taipei City 244, Taiwan(R.O.C.)  
Tel: +886-2172-1000 Fax: +886-2172-1322



Freq	Level	Read	Limit	Over	APos	TPos	Remark	Pol/Phase	Note
MHz	dBuV/m	dBuV	dB/m	dBuV/m	dB	cm	deg		
1	5488.00	43.72	0.50	43.22	54.00	-10.28	103	107	Average Horizontal
2 *	5588.00	100.76	57.36	43.40	54.00	46.76	103	107	Average Horizontal



TUV Rheinland Taiwan Ltd.  
No. 438-18, Sec 2, Penfiao, Linkou Dist., New Taipei City 244, Taiwan(R.O.C.)  
Tel: +886-2172-1000 Fax: +886-2172-1322



Freq	Level	Read	Limit	Over	APos	TPos	Remark	Pol/Phase	Note
MHz	dBuV/m	dBuV	dB/m	dBuV/m	dB	cm	deg		
1	5419.00	44.17	0.94	43.23	54.00	-9.83	100	297	Average Vertical
2 *	5588.00	111.12	67.72	43.40	54.00	57.12	100	297	Average Vertical

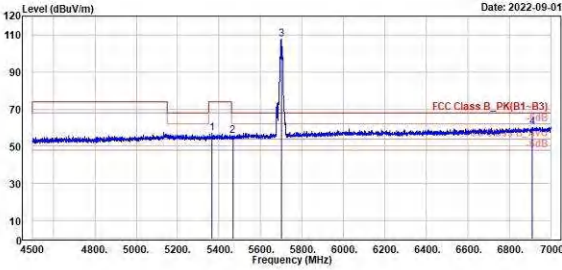
802.11a

CH 140 (Horizontal) Peak

CH 140 (Vertical) Peak



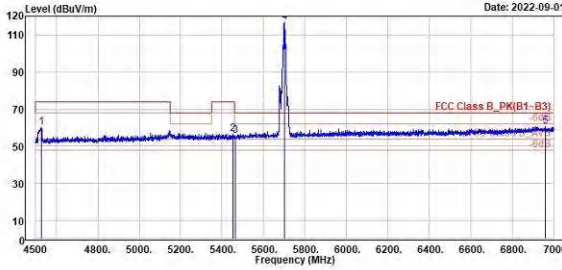
TÜV Rheinland Taiwan Ltd.  
No. 438-18, Sec. 2, Penfiao, Linkou Dist., New Taipei City 244, Taiwan(R.O.C.)  
Tel: +886-2172-1000 Fax: +886-2172-1322



	Freq	Level	Read	Limit	Over	APos	TPos	Remark	Pol/Phase	Note
	MHz	dBuV/m	dBuV	dB/m	dBuV/m	dB	cm	deg		
1	5366.00	56.87	13.83	43.04	74.00	-17.13	100	149 Peak	Horizontal	
2	5466.00	55.63	12.36	43.27	68.20	-12.57	100	149 Peak	Horizontal	
3 *	5708.00	107.76	64.10	43.66	68.20	39.56	100	149 Peak	Horizontal	
4	6989.50	60.39	15.15	45.24	68.20	-7.81	100	149 Peak	Horizontal	



TÜV Rheinland Taiwan Ltd.  
No. 438-18, Sec. 2, Penfiao, Linkou Dist., New Taipei City 244, Taiwan(R.O.C.)  
Tel: +886-2172-1000 Fax: +886-2172-1322



	Freq	Level	Read	Limit	Over	APos	TPos	Remark	Pol/Phase	Note
	MHz	dBuV/m	dBuV	dB/m	dBuV/m	dB	cm	deg		
1	4528.50	60.19	18.56	41.63	74.00	-13.81	100	46 Peak	Vertical	
2	5452.50	56.75	13.50	43.25	74.00	-17.25	100	46 Peak	Vertical	
3	5462.00	55.71	12.45	43.26	68.20	-12.49	100	46 Peak	Vertical	
4 *	5708.00	116.61	72.95	43.66	68.20	48.41	100	46 Peak	Vertical	
5	6962.00	60.67	15.38	45.29	68.20	-7.53	100	46 Peak	Vertical	

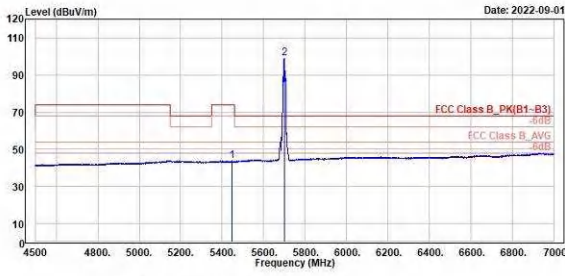
802.11a

CH 140 (Horizontal) Average

CH 140 (Vertical) Average



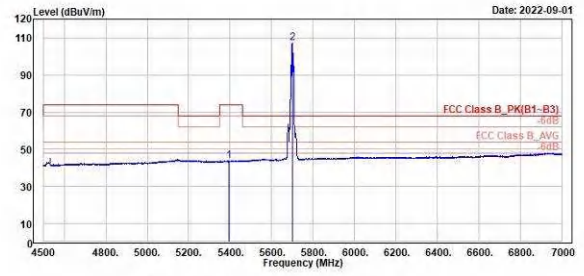
TUV Rheinland Taiwan Ltd.  
No. 438-18, Sec 2, Penfiao, Linkou Dist., New Taipei City 244, Taiwan(R.O.C.)  
Tel: +886-2172-1000 Fax: +886-2172-1322



Peak	Freq (MHz)	Level (dBuV/m)	Read Level (dBuV)	Factor (dB/m)	Limit Line (dBuV/m)	Over Limit (dB)	APos (cm)	TPos (deg)	Remark	Pol/Phase	Note
1	5446.00	43.70	0.45	43.25	54.00	-10.30	100	149	Average	Horizontal	
2 *	5700.00	98.95	55.29	43.66	54.00	44.95	100	149	Average	Horizontal	



TUV Rheinland Taiwan Ltd.  
No. 438-18, Sec 2, Penfiao, Linkou Dist., New Taipei City 244, Taiwan(R.O.C.)  
Tel: +886-2172-1000 Fax: +886-2172-1322



Peak	Freq (MHz)	Level (dBuV/m)	Read Level (dBuV)	Factor (dB/m)	Limit Line (dBuV/m)	Over Limit (dB)	APos (cm)	TPos (deg)	Remark	Pol/Phase	Note
1	5392.50	43.81	0.64	43.17	54.00	-10.19	100	46	Average	Vertical	
2 *	5700.00	107.37	63.71	43.66	54.00	53.37	100	46	Average	Vertical	

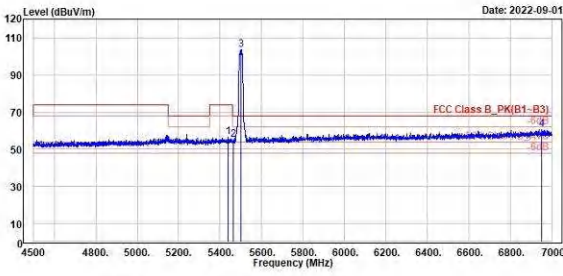
802.11ax HE20

CH 100 (Horizontal) Peak

CH 100 (Vertical) Peak



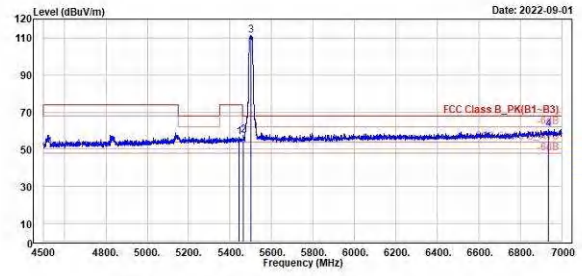
TÜV Rheinland Taiwan Ltd.  
No. 438-18, Sec. 2, Penfiao, Linkou Dist., New Taipei City 244, Taiwan(R.O.C.)  
Tel: +886-2172-1000 Fax: +886-2172-1322



Peak	Freq (MHz)	Level (dBuV/m)	Read Level (dBuV)	Factor (dB/m)	Limit Line (dBuV/m)	Over Limit (dB)	APos (cm)	TPos (deg)	Remark	Pol/Phase	Note
1	5438.00	56.49	13.25	43.24	74.00	-17.51	100	110	Peak	Horizontal	
2	5465.00	55.04	11.77	43.27	65.20	-13.16	100	110	Peak	Horizontal	
3 *	5508.00	103.79	60.50	43.29	68.20	35.59	100	110	Peak	Horizontal	
4	6951.00	60.70	15.43	45.27	68.20	-7.50	100	110	Peak	Horizontal	



TÜV Rheinland Taiwan Ltd.  
No. 438-18, Sec. 2, Penfiao, Linkou Dist., New Taipei City 244, Taiwan(R.O.C.)  
Tel: +886-2172-1000 Fax: +886-2172-1322



Peak	Freq (MHz)	Level (dBuV/m)	Read Level (dBuV)	Factor (dB/m)	Limit Line (dBuV/m)	Over Limit (dB)	APos (cm)	TPos (deg)	Remark	Pol/Phase	Note
1	5443.00	56.46	13.21	43.25	74.00	-17.54	100	295	Peak	Vertical	
2	5464.00	57.29	14.03	43.26	68.20	-10.91	100	295	Peak	Vertical	
3 *	5508.00	111.49	68.20	43.29	68.20	43.29	100	295	Peak	Vertical	
4	6937.50	60.81	15.55	45.26	68.20	-7.39	100	295	Peak	Vertical	

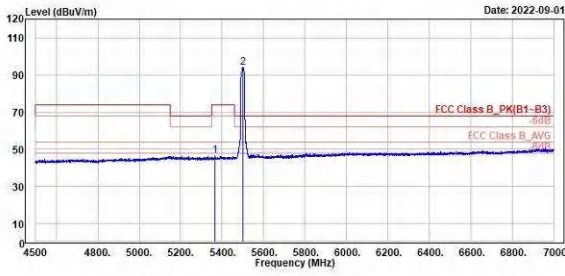
802.11ax HE20

CH 100 (Horizontal) Average

CH 100 (Vertical) Average



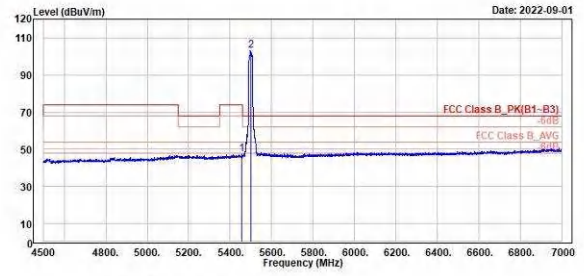
TUV Rheinland Taiwan Ltd.  
No. 438-18, Sec 2, Penfiao, Linkou Dist., New Taipei City 244, Taiwan(R.O.C.)  
Tel: +886-2172-1000 Fax: +886-2172-1322



Freq	Level	Read	Limit	Over	APos	TPos	Remark	Pol/Phase	Note
MHz	dBuV/m	dBuV	dB/m	dBuV/m	dB	cm	deg		
1	5367.00	46.56	3.51	43.05	54.00	-7.44	100	110	Average Horizontal
2 *	5500.00	94.21	50.92	43.29	54.00	40.21	100	110	Average Horizontal



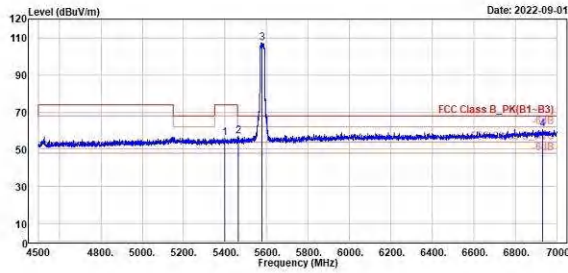
TUV Rheinland Taiwan Ltd.  
No. 438-18, Sec 2, Penfiao, Linkou Dist., New Taipei City 244, Taiwan(R.O.C.)  
Tel: +886-2172-1000 Fax: +886-2172-1322



Freq	Level	Read	Limit	Over	APos	TPos	Remark	Pol/Phase	Note
MHz	dBuV/m	dBuV	dB/m	dBuV/m	dB	cm	deg		
1	5457.00	47.23	3.97	43.26	54.00	-6.77	100	295	Average Vertical
2 *	5500.00	103.11	59.82	43.29	54.00	49.11	100	295	Average Vertical

**802.11ax HE20**
**CH 116 (Horizontal) Peak**
**CH 116 (Vertical) Peak**

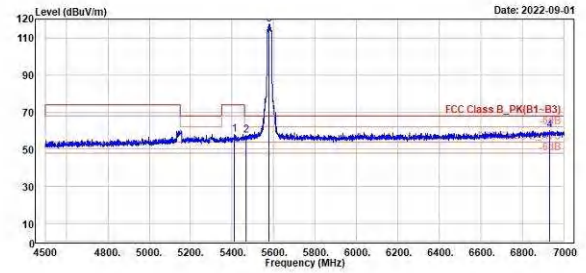

TÜV Rheinland Taiwan Ltd.  
 No. 438-18, Sec. 2, Penfiao, Linkou Dist., New Taipei City 244, Taiwan(R.O.C.)  
 Tel: +886-2172-1000 Fax: +886-2172-1322



	Read	Limit	Over	APos	TPos	Remark	Pol/Phase	Note	
1	5486.00	56.29	13.88	43.21	74.00	-17.71	108	111 Peak	Horizontal
2	5462.00	57.25	13.99	43.26	68.20	-10.95	108	111 Peak	Horizontal
3 *	5580.00	107.31	63.51	43.40	68.20	39.11	108	111 Peak	Horizontal
4	6931.50	60.73	15.48	45.25	68.20	-7.47	108	111 Peak	Horizontal



TÜV Rheinland Taiwan Ltd.  
 No. 438-18, Sec. 2, Penfiao, Linkou Dist., New Taipei City 244, Taiwan(R.O.C.)  
 Tel: +886-2172-1000 Fax: +886-2172-1322



	Read	Limit	Over	APos	TPos	Remark	Pol/Phase	Note	
1	5412.00	58.01	14.79	43.22	74.00	-15.99	108	261 Peak	Vertical
2	5468.50	57.36	14.09	43.27	68.20	-10.84	108	261 Peak <th>Vertical</th>	Vertical
3 *	5580.00	117.28	73.80	43.40	68.20	49.00	108	261 Peak <th>Vertical</th>	Vertical
4	6931.50	60.17	14.92	45.25	68.20	-8.03	108	261 Peak <th>Vertical</th>	Vertical

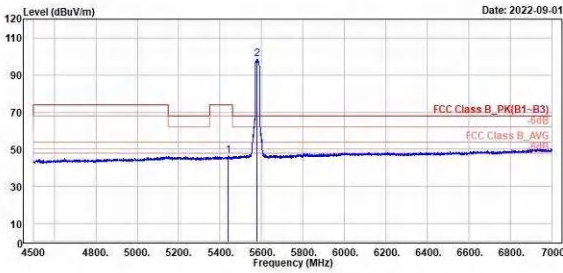
**802.11ax HE20**

**CH 116 (Horizontal) Average**

**CH 116 (Vertical) Average**



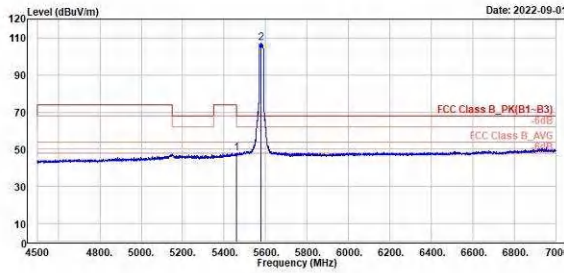
TUV Rheinland Taiwan Ltd.  
No. 438-18, Sec 2, Penfiao, Linkou Dist., New Taipei City 244, Taiwan(R.O.C.)  
Tel: +886-2172-1000 Fax: +886-2172-1322



Freq	Level	Read Level	Factor	Limit Line	Over Limit	APos	TPos	Remark	Pol/Phase	Note
MHz	dBuV/m	dBuV	dB/m	dBuV/m	dB	cm	deg			
1	5441.00	46.38	3.14	43.24	54.00	-7.62	108	111 Average	Horizontal	
2	5588.00	98.78	55.38	43.40	54.00	44.78	108	111 Average	Horizontal	



TUV Rheinland Taiwan Ltd.  
No. 438-18, Sec 2, Penfiao, Linkou Dist., New Taipei City 244, Taiwan(R.O.C.)  
Tel: +886-2172-1000 Fax: +886-2172-1322



Freq	Level	Read Level	Factor	Limit Line	Over Limit	APos	TPos	Remark	Pol/Phase	Note
MHz	dBuV/m	dBuV	dB/m	dBuV/m	dB	cm	deg			
1	5459.50	47.86	4.08	43.26	54.00	-6.14	100	261 Average	Vertical	
2	5588.00	107.07	63.67	43.40	54.00	53.07	100	261 Average	Vertical	



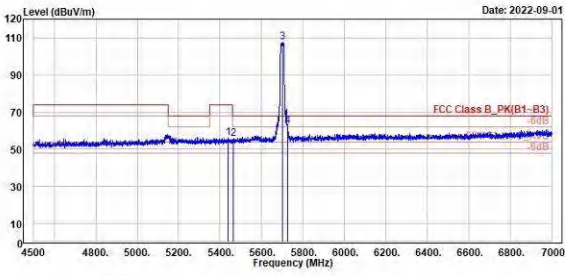
802.11ax HE20

CH 140 (Horizontal) Peak

CH 140 (Vertical) Peak



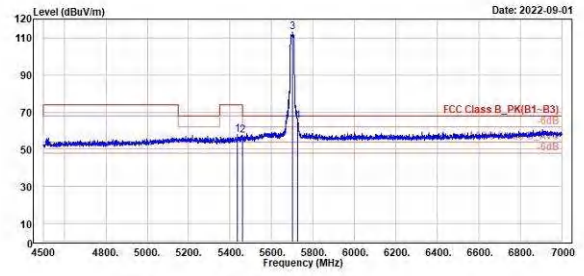
TÜV Rheinland Taiwan Ltd.  
No. 438-18, Sec. 2, Penfiao, Linkou Dist., New Taipei City 244, Taiwan(R.O.C.)  
Tel: +886-2172-1000 Fax: +886-2172-1322



	Freq	Level	Read	Limit	Over	APos	TPos	Remark	Pol/Phase	Note
	MHz	dBuV/m	dBuV	dB/m	dBuV/m	dB	cm	deg		
1	5439.00	56.21	12.97	43.24	74.00	-17.79	288	135	Peak	Horizontal
2	5463.50	55.46	12.20	43.26	65.20	-12.74	288	135	Peak	Horizontal
3 *	5700.00	107.55	63.89	43.66	68.20	39.35	288	135	Peak	Horizontal
4 !	5726.50	62.40	18.71	43.69	68.20	-5.80	288	135	Peak	Horizontal



TÜV Rheinland Taiwan Ltd.  
No. 438-18, Sec. 2, Penfiao, Linkou Dist., New Taipei City 244, Taiwan(R.O.C.)  
Tel: +886-2172-1000 Fax: +886-2172-1322



	Freq	Level	Read	Limit	Over	APos	TPos	Remark	Pol/Phase	Note
	MHz	dBuV/m	dBuV	dB/m	dBuV/m	dB	cm	deg		
1	5434.50	57.80	14.56	43.24	74.00	-16.20	268	150	Peak	Vertical
2	5460.00	57.34	14.08	43.26	68.20	-10.86	268	150	Peak	Vertical
3 *	5700.00	113.13	69.47	43.66	68.20	44.93	268	150	Peak	Vertical
4 !	5725.50	65.02	21.33	43.69	68.20	-3.18	268	150	Peak	Vertical

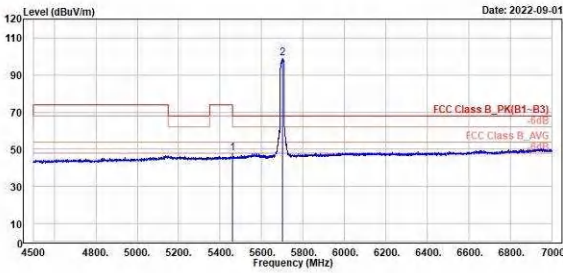
802.11ax HE20

CH 140 (Horizontal) Average

CH 140 (Vertical) Average



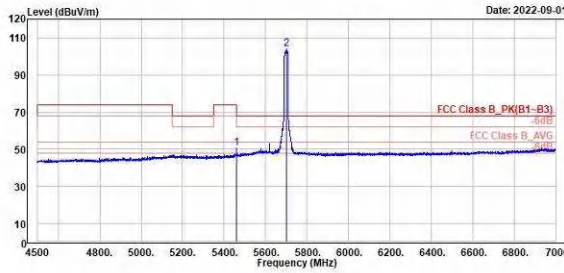
TUV Rheinland Taiwan Ltd.  
No. 438-18, Sec 2, Fenfiao, Linkou Dist., New Taipei City 244, Taiwan(R.O.C.)  
Tel: +886-2172-1000 Fax: +886-2172-1322



Freq	Level	Read Level	Factor	Limit Line	Over Limit	APos	TPos	Remark	Pol/Phase	Note
MHz	dBuV/m	dBuV	dB/m	dBuV/m	dB	cm	deg			
1	5460.00	47.77	4.51	43.26	54.00	-6.23	288	135 Average	Horizontal	
2 *	5700.00	99.02	55.36	43.66	54.00	45.02	288	135 Average	Horizontal	



TUV Rheinland Taiwan Ltd.  
No. 438-18, Sec 2, Fenfiao, Linkou Dist., New Taipei City 244, Taiwan(R.O.C.)  
Tel: +886-2172-1000 Fax: +886-2172-1322



Freq	Level	Read Level	Factor	Limit Line	Over Limit	APos	TPos	Remark	Pol/Phase	Note
MHz	dBuV/m	dBuV	dB/m	dBuV/m	dB	cm	deg			
1	5460.00	50.61	7.35	43.26	54.00	-3.39	268	150 Average	Vertical	
2 *	5700.00	103.03	60.17	43.66	54.00	49.03	268	150 Average	Vertical	

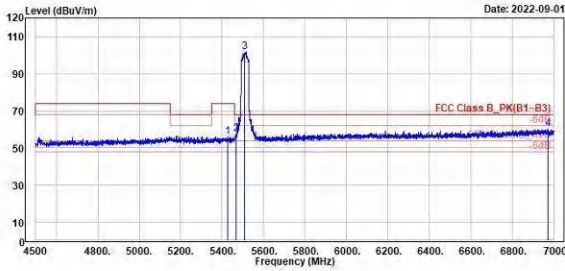
802.11ax HE40

CH 102 (Horizontal) Peak

CH 102 (Vertical) Peak



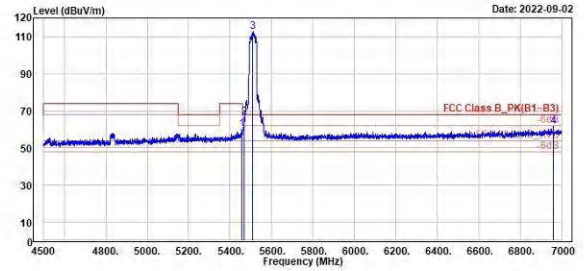
TÜV Rheinland Taiwan Ltd.  
No. 438-18, Sec. 2, Fenfiao, Linkou Dist., New Taipei City 244, Taiwan(R.O.C.)  
Tel: +886-2172-1000 Fax: +886-2172-1322



Peak	Freq	Level	Read	Limit	Over	Apos	TPos	Remark	Pol/Phase	Note
	MHz	dBuV/m	dBuV	dB/m	dBuV/m	dB	cm	deg		
1	5436.58	56.02	12.79	43.23	74.00	-17.98	100	113 Peak	Horizontal	
2	5468.00	57.40	14.13	43.27	68.20	-10.80	100	113 Peak	Horizontal	
3 *	5510.00	101.62	58.30	43.32	68.20	33.42	100	113 Peak	Horizontal	
4	6970.50	60.02	14.70	45.32	68.20	-8.18	100	113 Peak	Horizontal	



TÜV Rheinland Taiwan Ltd.  
No. 438-18, Sec. 2, Fenfiao, Linkou Dist., New Taipei City 244, Taiwan(R.O.C.)  
Tel: +886-2172-1000 Fax: +886-2172-1322



Peak	Freq	Level	Read	Limit	Over	Apos	TPos	Remark	Pol/Phase	Note
	MHz	dBuV/m	dBuV	dB/m	dBuV/m	dB	cm	deg		
1	5456.00	60.23	16.97	43.26	74.00	-13.77	100	298 Peak	Vertical	
2 !	5468.00	66.45	23.18	43.27	68.20	-1.75	100	298 Peak	Vertical	
3 *	5510.00	112.72	69.40	43.32	68.20	44.52	100	298 Peak	Vertical	
4	6960.00	61.47	16.18	45.29	68.20	-6.73	100	298 Peak	Vertical	

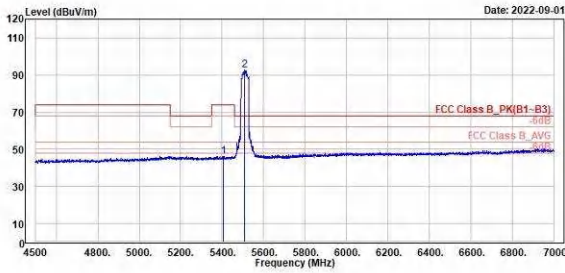
802.11ax HE40

CH 102 (Horizontal) Average

CH 102 (Vertical) Average



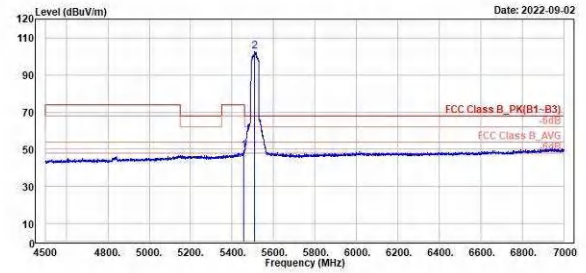
TUV Rheinland Taiwan Ltd.  
No. 438-18, Sec 2, Penfiao, Linkou Dist., New Taipei City 244, Taiwan(R.O.C.)  
Tel: +886-2172-1000 Fax: +886-2172-1322



	Read	Limit	Over	APos	TPos	Remark	Pol/Phase	Note
1	Level	Line	Limit	cm	deg			
MHz	dBuV/m	dBuV	dB/m	dBuV/m	dB			
1	5485.00	46.15	2.94	43.21	54.00	-7.85	100	113 Average Horizontal
2	5510.00	92.68	49.36	43.32	54.00	38.68	100	113 Average Horizontal



TUV Rheinland Taiwan Ltd.  
No. 438-18, Sec 2, Penfiao, Linkou Dist., New Taipei City 244, Taiwan(R.O.C.)  
Tel: +886-2172-1000 Fax: +886-2172-1322



	Read	Limit	Over	APos	TPos	Remark	Pol/Phase	Note
1	Level	Line	Limit	cm	deg			
MHz	dBuV/m	dBuV	dB/m	dBuV/m	dB			
1	5455.50	49.29	6.03	43.26	54.00	-4.71	100	298 Average Vertical
2	5510.00	102.63	59.31	43.32	54.00	48.63	100	298 Average Vertical

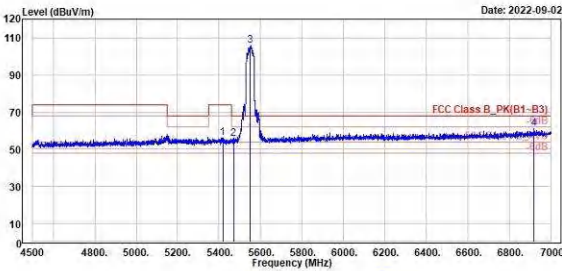
802.11ax HE40

CH 110 (Horizontal) Peak

CH 110 (Vertical) Peak



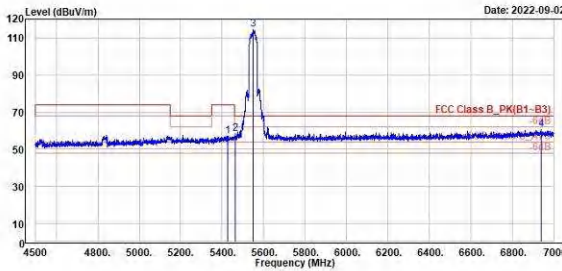
TUV Rheinland Taiwan Ltd.  
No. 438-18, Sec 2, Penfiao, Linkou Dist., New Taipei City 244, Taiwan(R.O.C.)  
Tel: +886-2172-1000 Fax: +886-2172-1322



Peak	Freq (MHz)	Level (dBuV/m)	Read Level (dBuV)	Factor (dB/m)	Limit Line (dBuV/m)	Over Limit (dB)	APos (cm)	TPos (deg)	Remark	Pol/Phase	Note
1	5417.00	56.32	13.10	43.22	74.00	-17.68	105	114	Peak	Horizontal	
2	5470.00	55.48	12.21	43.27	65.20	-12.72	105	114	Peak	Horizontal	
3 *	5558.00	105.80	62.36	43.44	68.20	37.60	105	114	Peak	Horizontal	
4	6921.00	61.04	15.79	45.25	68.20	-7.16	105	114	Peak	Horizontal	



TUV Rheinland Taiwan Ltd.  
No. 438-18, Sec 2, Penfiao, Linkou Dist., New Taipei City 244, Taiwan(R.O.C.)  
Tel: +886-2172-1000 Fax: +886-2172-1322



Peak	Freq (MHz)	Level (dBuV/m)	Read Level (dBuV)	Factor (dB/m)	Limit Line (dBuV/m)	Over Limit (dB)	APos (cm)	TPos (deg)	Remark	Pol/Phase	Note
1	5426.50	57.11	13.88	43.23	74.00	-16.89	100	298	Peak	Vertical	
2	5485.00	58.18	14.91	43.27	68.20	-10.02	100	298	Peak	Vertical	
3 *	5558.00	114.55	71.11	43.44	68.20	46.35	100	298	Peak	Vertical	
4	6940.00	60.56	15.30	45.26	68.20	-7.64	100	298	Peak	Vertical	

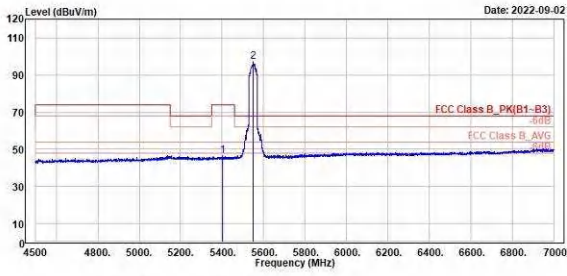
802.11ax HE40

CH 110 (Horizontal) Average

CH 110 (Vertical) Average



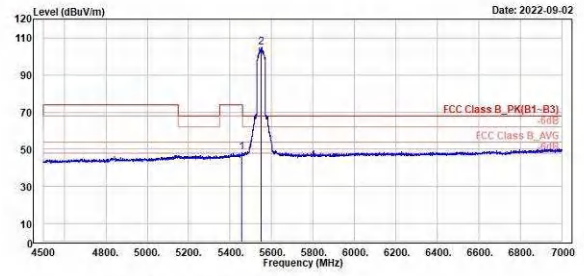
TUV Rheinland Taiwan Ltd.  
No. 438-18, Sec 2, Penfiao, Linkou Dist., New Taipei City 244, Taiwan(R.O.C.)  
Tel: +886-2172-1000 Fax: +886-2172-1322



Read	Limit	Over	APos	TPos	Remark	Pol/Phase	Note
Level	Line	Limit	cm	deg			
Factor	dB/m	dB					
dBuV	dB/m	dB	cm	deg			
1	46.46	3.25	43.21	54.00	-7.54	105	114 Average Horizontal
2	97.02	53.58	43.44	54.00	43.02	105	114 Average Horizontal



TUV Rheinland Taiwan Ltd.  
No. 438-18, Sec 2, Penfiao, Linkou Dist., New Taipei City 244, Taiwan(R.O.C.)  
Tel: +886-2172-1000 Fax: +886-2172-1322



Read	Limit	Over	APos	TPos	Remark	Pol/Phase	Note
Level	Line	Limit	cm	deg			
Factor	dB/m	dB					
dBuV	dB/m	dB	cm	deg			
1	48.40	5.14	43.26	54.00	-5.60	100	298 Average Vertical
2	104.81	61.37	43.44	54.00	50.81	100	298 Average Vertical

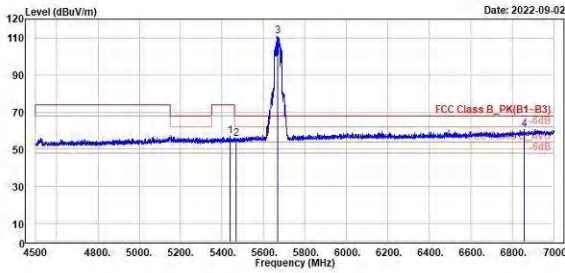
802.11ax HE40

CH 134 (Horizontal) Peak

CH 134 (Vertical) Peak



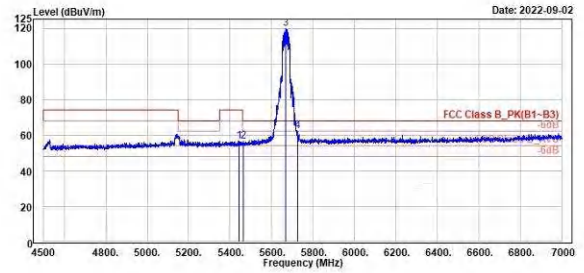
TUV Rheinland Taiwan Ltd.  
No. 438-18, Sec 2, Penfiao, Linkou Dist., New Taipei City 244, Taiwan(R.O.C.)  
Tel: +886-2172-1000 Fax: +886-2172-1322



	Read	Limit	Over	APos	TPos	Remark	Pol/Phase	Note	
1	Level	Line	Limit	cm	deg				
MHz	dBuV/m	dBuV	dB/m	dBuV/m	dB				
1	5438.00	56.95	13.71	43.24	74.00	-17.05	106	112 Peak	Horizontal
2	5469.00	55.82	12.55	43.27	68.20	-12.38	106	112 Peak	Horizontal
3 *	5678.00	110.79	67.27	43.52	68.20	42.59	106	112 Peak	Horizontal
4	6858.00	60.57	15.45	45.12	68.20	-7.63	106	112 Peak	Horizontal



TUV Rheinland Taiwan Ltd.  
No. 438-18, Sec 2, Penfiao, Linkou Dist., New Taipei City 244, Taiwan(R.O.C.)  
Tel: +886-2172-1000 Fax: +886-2172-1322



	Read	Limit	Over	APos	TPos	Remark	Pol/Phase	Note	
1	Level	Line	Limit	cm	deg				
MHz	dBuV/m	dBuV	dB/m	dBuV/m	dB				
1	5442.00	56.77	13.52	43.25	74.00	-17.23	100	59 Peak	Vertical
2	5463.00	56.78	13.52	43.26	68.20	-11.42	100	59 Peak	Vertical
3 *	5678.00	119.77	76.25	43.52	68.20	51.57	100	59 Peak	Vertical
4	5726.50	62.17	18.48	43.69	68.20	-6.03	100	59 Peak	Vertical

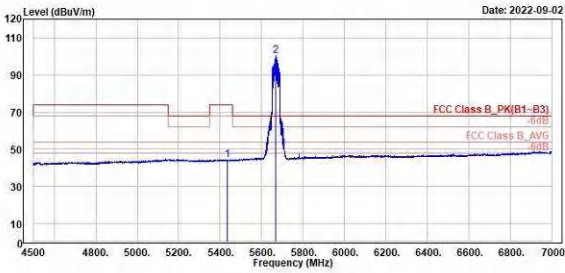
802.11ax HE40

CH 134 (Horizontal) Average

CH 134 (Vertical) Average



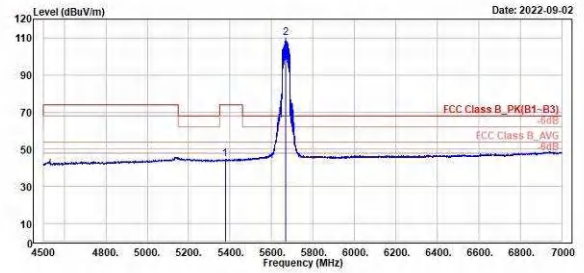
TUV Rheinland Taiwan Ltd.  
No. 438-18, Sec 2, Penfiao, Linkou Dist., New Taipei City 244, Taiwan(R.O.C.)  
Tel: +886-2172-1000 Fax: +886-2172-1322



Freq	Level	Read	Limit	Over	APos	TPos	Remark	Pol/Phase	Note
MHz	dBuV/m	dBuV	dB/m	dBuV/m	dB	cm	deg		
1	5436.58	44.48	1.24	43.24	54.00	-9.52	106	112	Average Horizontal
2 *	5678.00	109.33	56.81	43.52	54.00	46.33	106	112	Average Horizontal



TUV Rheinland Taiwan Ltd.  
No. 438-18, Sec 2, Penfiao, Linkou Dist., New Taipei City 244, Taiwan(R.O.C.)  
Tel: +886-2172-1000 Fax: +886-2172-1322



Freq	Level	Read	Limit	Over	APos	TPos	Remark	Pol/Phase	Note
MHz	dBuV/m	dBuV	dB/m	dBuV/m	dB	cm	deg		
1	5376.00	44.68	1.59	43.09	54.00	-9.32	100	59	Average Vertical
2 *	5678.00	109.74	66.22	43.52	54.00	55.74	100	59	Average Vertical



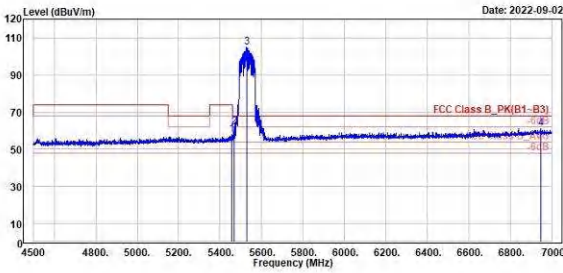
802.11ax HE80

CH 106 (Horizontal) Peak

CH 106 (Vertical) Peak



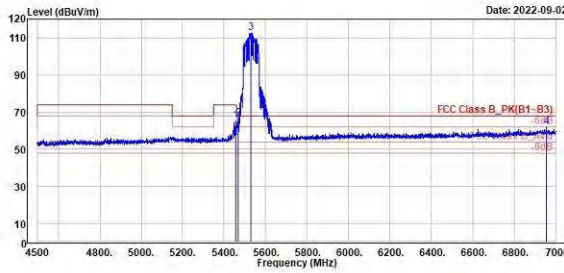
TÜV Rheinland Taiwan Ltd.  
No. 438-18, Sec 2, Penfiao, Linkou Dist., New Taipei City 244, Taiwan(R.O.C.)  
Tel: +886-2172-1000 Fax: +886-2172-1322



	Freq	Level	Read	Limit	Over	APos	TPos	Remark	Pol/Phase	Note
	MHz	dBuV/m	dBuV	dB/m	dBuV/m	dB	cm	deg		
1	5455.00	58.14	14.88	43.26	74.00	-15.86	118	162 Peak	Horizontal	
2	5469.50	62.16	18.89	43.27	65.20	-6.04	118	162 Peak	Horizontal	
3 *	5538.00	104.79	61.41	43.38	68.20	36.59	118	162 Peak	Horizontal	
4	6946.50	61.24	15.98	45.26	68.20	-6.96	118	162 Peak	Horizontal	



TÜV Rheinland Taiwan Ltd.  
No. 438-18, Sec 2, Penfiao, Linkou Dist., New Taipei City 244, Taiwan(R.O.C.)  
Tel: +886-2172-1000 Fax: +886-2172-1322



	Freq	Level	Read	Limit	Over	APos	TPos	Remark	Pol/Phase	Note
	MHz	dBuV/m	dBuV	dB/m	dBuV/m	dB	cm	deg		
1	5457.50	65.24	21.98	43.26	74.00	-8.76	100	84 Peak	Vertical	
2 †	5467.00	66.61	23.34	43.27	68.20	-1.59	100	84 Peak	Vertical	
3 *	5538.00	112.53	69.15	43.38	68.20	44.33	100	84 Peak	Vertical	
4	6956.00	61.89	16.61	45.28	68.20	-6.31	100	84 Peak	Vertical	

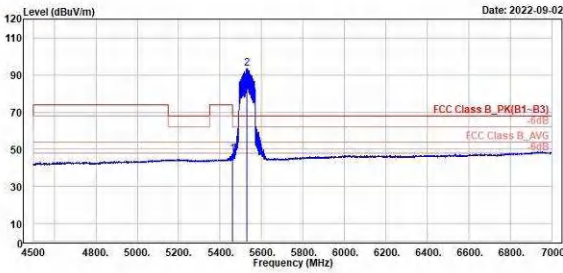
**802.11ax HE80**

**CH 106 (Horizontal) Average**

**CH 106 (Vertical) Average**



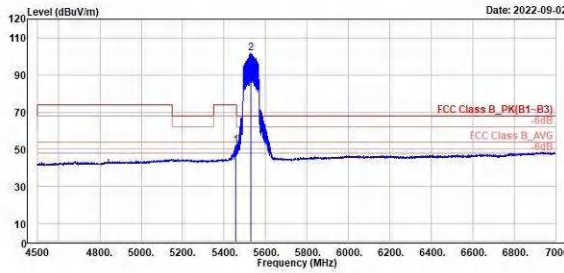
TUV Rheinland Taiwan Ltd.  
No. 438-18, Sec 2, Penfiao, Linkou Dist., New Taipei City 244, Taiwan(R.O.C.)  
Tel: +886-2172-1000 Fax: +886-2172-1322



Freq	Level	Read Level	Factor	Limit Line	Over Limit	APos	TPos	Remark	Pol/Phase	Note
MHz	dBuV/m	dBuV	dB/m	dBuV/m	dB	cm	deg			
1	5459.50	47.51	4.25	43.26	54.00	-6.49	118	162 Average	Horizontal	
2	5530.00	93.71	50.33	43.38	54.00	39.71	118	162 Average	Horizontal	



TUV Rheinland Taiwan Ltd.  
No. 438-18, Sec 2, Penfiao, Linkou Dist., New Taipei City 244, Taiwan(R.O.C.)  
Tel: +886-2172-1000 Fax: +886-2172-1322



Freq	Level	Read Level	Factor	Limit Line	Over Limit	APos	TPos	Remark	Pol/Phase	Note
MHz	dBuV/m	dBuV	dB/m	dBuV/m	dB	cm	deg			
1	5456.50	52.11	8.85	43.26	54.00	-1.89	100	84 Average	Vertical	
2	5530.00	101.64	50.26	43.38	54.00	47.64	100	84 Average	Vertical	

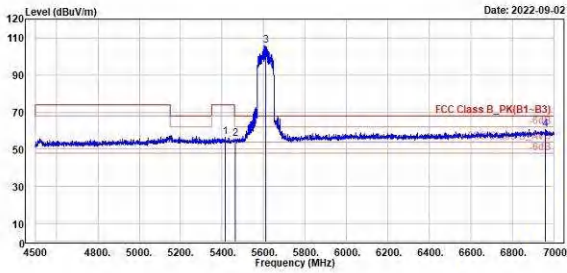
802.11ax HE80

CH 122 (Horizontal) Peak

CH 122 (Vertical) Peak



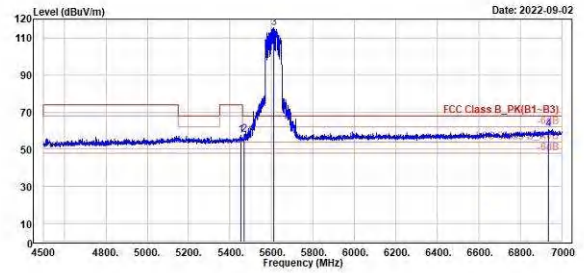
TÜV Rheinland Taiwan Ltd.  
No. 438-18, Sec 2, Penfiao, Linkou Dist., New Taipei City 244, Taiwan(R.O.C.)  
Tel: +886-2172-1000 Fax: +886-2172-1322



Peak	Freq	Level	Read	Limit	Over	APos	TPos	Remark	Pol/Phase	Note
	MHz	dBuV/m	dBuV	dB/m	dBuV/m	dB	cm	deg		
1	5413.00	56.38	13.16	43.22	74.00	-17.62	116	114 Peak	Horizontal	
2	5465.50	55.59	12.32	43.27	65.20	-12.61	116	114 Peak	Horizontal	
3 *	5618.00	106.07	62.68	43.39	68.20	37.87	116	114 Peak	Horizontal	
4	6961.50	60.78	15.49	45.29	68.20	-7.42	116	114 Peak	Horizontal	



TÜV Rheinland Taiwan Ltd.  
No. 438-18, Sec 2, Penfiao, Linkou Dist., New Taipei City 244, Taiwan(R.O.C.)  
Tel: +886-2172-1000 Fax: +886-2172-1322



Peak	Freq	Level	Read	Limit	Over	APos	TPos	Remark	Pol/Phase	Note
	MHz	dBuV/m	dBuV	dB/m	dBuV/m	dB	cm	deg		
1	5453.00	57.42	14.17	43.25	74.00	-16.58	100	85 Peak	Vertical	
2	5469.00	58.14	14.87	43.27	68.20	-10.06	100	85 Peak	Vertical	
3 *	5618.00	115.43	72.84	43.39	68.20	47.23	100	85 Peak	Vertical	
4	6936.50	60.57	15.31	45.26	68.20	-7.63	100	85 Peak	Vertical	

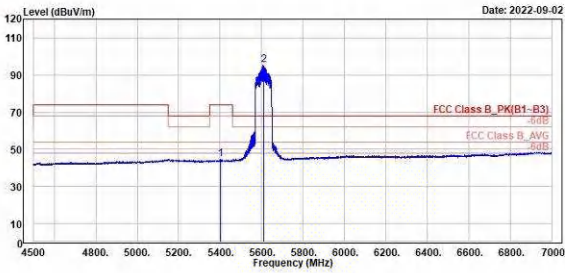
802.11ax HE80

CH 122 (Horizontal) Average

CH 122 (Vertical) Average



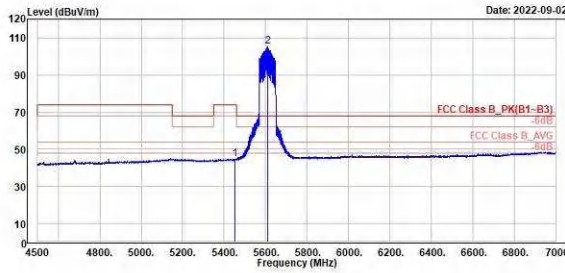
TUV Rheinland Taiwan Ltd.  
No. 438-18, Sec 2, Penfiao, Linkou Dist., New Taipei City 244, Taiwan(R.O.C.)  
Tel: +886-2172-1000 Fax: +886-2172-1322



Read	Level	Factor	Limit	Over	APos	TPos	Remark	Pol/Phase	Note
MHz	dBuV/m	dBuV	dB/m	dBuV/m	dB	cm	deg		
1	5483.58	44.73	1.52	43.21	54.00	-9.27	116	114 Average	Horizontal
2 *	5618.00	95.53	52.14	43.39	54.00	41.53	116	114 Average	Horizontal



TUV Rheinland Taiwan Ltd.  
No. 438-18, Sec 2, Penfiao, Linkou Dist., New Taipei City 244, Taiwan(R.O.C.)  
Tel: +886-2172-1000 Fax: +886-2172-1322



Read	Level	Factor	Limit	Over	APos	TPos	Remark	Pol/Phase	Note
MHz	dBuV/m	dBuV	dB/m	dBuV/m	dB	cm	deg		
1	5451.50	44.94	1.69	43.25	54.00	-9.06	100	85 Average	Vertical
2 *	5618.00	105.21	61.82	43.39	54.00	51.21	100	85 Average	Vertical

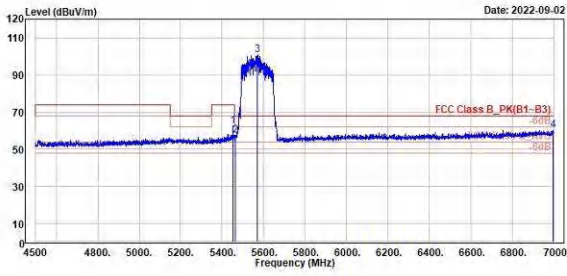
802.11ax HE160

CH 114 (Horizontal) Peak

CH 114 (Vertical) Peak



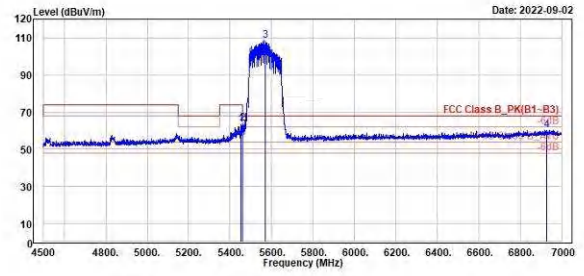
TUV Rheinland Taiwan Ltd.  
No. 438-18, Sec 2, Penfiao, Linkou Dist., New Taipei City 244, Taiwan(R.O.C.)  
Tel: +886-2172-1000 Fax: +886-2172-1322



Peak	Freq	Level	Read	Limit	Over	APos	TPos	Remark	Pol/Phase	Note
	MHz	dBuV/m	dBuV	dB/m	dBuV/m	dB	cm	deg		
1	5451.50	62.45	19.30	43.25	74.00	-11.55	100	112 Peak	Horizontal	
2	5465.50	57.58	14.31	43.27	65.20	-10.62	100	112 Peak	Horizontal	
3 *	5570.00	100.63	57.22	43.41	68.20	32.43	100	112 Peak	Horizontal	
4	6996.50	60.17	14.78	45.39	68.20	-8.03	100	112 Peak	Horizontal	



TUV Rheinland Taiwan Ltd.  
No. 438-18, Sec 2, Penfiao, Linkou Dist., New Taipei City 244, Taiwan(R.O.C.)  
Tel: +886-2172-1000 Fax: +886-2172-1322



Peak	Freq	Level	Read	Limit	Over	APos	TPos	Remark	Pol/Phase	Note
	MHz	dBuV/m	dBuV	dB/m	dBuV/m	dB	cm	deg		
1	5451.00	63.42	20.17	43.25	74.00	-10.58	100	297 Peak	Vertical	
2 †	5461.00	64.04	20.78	43.26	68.20	-4.16	100	297 Peak	Vertical	
3 *	5570.00	100.45	65.84	43.41	68.20	40.25	100	297 Peak	Vertical	
4	6926.50	60.45	15.20	45.25	68.20	-7.75	100	297 Peak	Vertical	

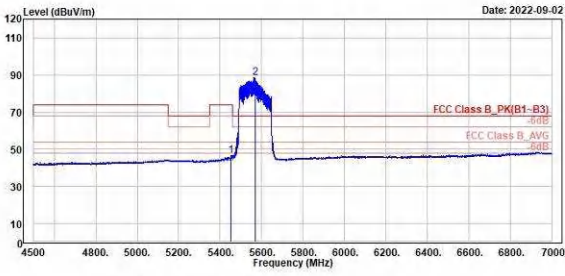
802.11ax HE160

CH 114 (Horizontal) Average

CH 114 (Vertical) Average



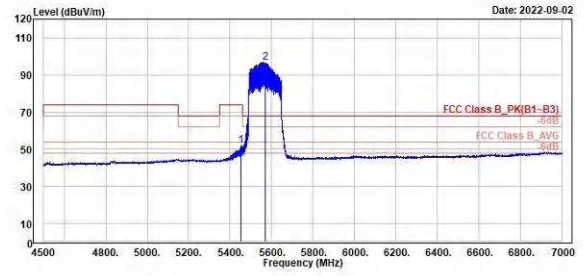
TÜV Rheinland Taiwan Ltd.  
No. 438-18, Sec 2, Penfiao, Linkou Dist., New Taipei City 244, Taiwan(R.O.C.)  
Tel: +886-2172-1000 Fax: +886-2172-1322



Freq	Level	Read Level	Factor	Limit Line	Over Limit	APos	TPos	Remark	Pol/Phase	Note
MHz	dBuV/m	dBuV	dB/m	dBuV/m	dB	cm	deg			
1	5451.50	46.49	3.24	43.25	54.00	-7.51	100	112 Average	Horizontal	
2 *	5570.00	88.47	45.06	43.41	54.00	34.47	100	112 Average	Horizontal	

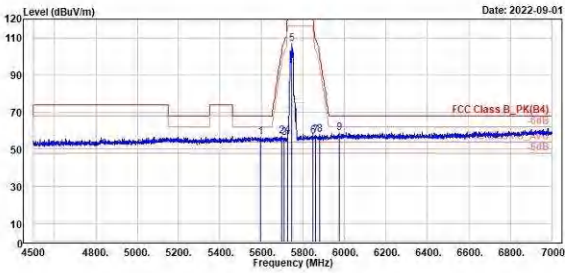


TÜV Rheinland Taiwan Ltd.  
No. 438-18, Sec 2, Penfiao, Linkou Dist., New Taipei City 244, Taiwan(R.O.C.)  
Tel: +886-2172-1000 Fax: +886-2172-1322

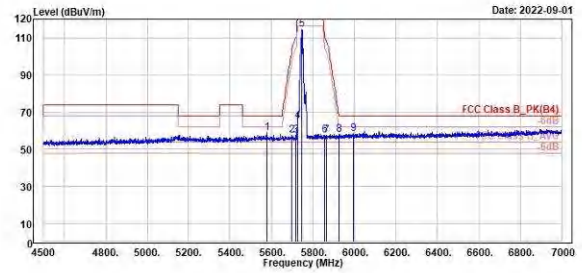


Freq	Level	Read Level	Factor	Limit Line	Over Limit	APos	TPos	Remark	Pol/Phase	Note
MHz	dBuV/m	dBuV	dB/m	dBuV/m	dB	cm	deg			
1	5450.50	51.81	8.56	43.25	54.00	-2.19	100	297 Average	Vertical	
2 *	5570.00	96.90	53.49	43.41	54.00	42.90	100	297 Average	Vertical	

**Mask, 5.725GHz ~ 5.85GHz**
**U-NII-3**
**802.11a**
**CH 149 (Horizontal) Peak**
**CH 149 (Vertical) Peak**

 TÜVRheinland Taiwan Ltd.  
 No. 458-18, Sec. 2, Fenliao, Linkou Dist., New Taipei City 244, Taiwan(R.O.C.)  
 Tel: +886-2172-1000 Fax: +886-2172-1322


Peak	Freq	Level	Read	Limit	Over	APos	TPos	Remark	Pol/Phase	Note
	MHz	dBuV/m	dBuV	dB/m	dBuV/m	dB	cm	deg		
1	5595.50	56.76	13.37	43.30	68.20	-11.44	277	151 Peak	Horizontal	
2	5697.50	56.83	13.18	43.65	103.36	-46.53	277	151 Peak	Horizontal	
3	5716.50	56.26	12.59	43.67	108.14	-51.88	277	151 Peak	Horizontal	
4	5725.00	57.39	13.70	43.69	122.20	-64.81	277	151 Peak	Horizontal	
5	5745.00	106.64	62.94	43.70	122.20	-15.56	277	151 Peak	Horizontal	
6	5856.00	56.92	12.93	43.99	122.20	-65.28	277	151 Peak	Horizontal	
7	5866.50	57.56	13.54	44.92	109.26	-51.70	277	151 Peak	Horizontal	
8	5882.50	57.81	13.72	44.09	99.63	-41.82	277	151 Peak	Horizontal	
9	5974.50	58.87	14.42	44.45	68.20	-9.33	277	151 Peak	Horizontal	


 TÜVRheinland Taiwan Ltd.  
 No. 458-18, Sec. 2, Fenliao, Linkou Dist., New Taipei City 244, Taiwan(R.O.C.)  
 Tel: +886-2172-1000 Fax: +886-2172-1322


Peak	Freq	Level	Read	Limit	Over	APos	TPos	Remark	Pol/Phase	Note
	MHz	dBuV/m	dBuV	dB/m	dBuV/m	dB	cm	deg		
1	5576.50	59.08	15.67	43.41	68.20	-9.12	100	7 Peak	Vertical	
2	5698.00	57.27	13.62	43.65	103.73	-46.46	100	7 Peak	Vertical	
3	5717.00	57.38	13.70	43.68	109.96	-52.58	100	7 Peak	Vertical	
4	5725.00	65.45	21.76	43.69	122.20	-56.75	100	7 Peak	Vertical	
5	5745.00	114.66	70.96	43.70	122.20	-7.54	100	7 Peak	Vertical	
6	5854.50	57.47	13.46	44.01	111.94	-54.47	100	7 Peak	Vertical	
7	5864.00	57.44	13.41	44.03	108.28	-50.84	100	7 Peak	Vertical	
8	5924.00	57.98	13.77	44.21	68.94	-10.96	100	7 Peak	Vertical	
9	5994.00	58.59	14.02	44.57	68.20	-9.61	100	7 Peak	Vertical	



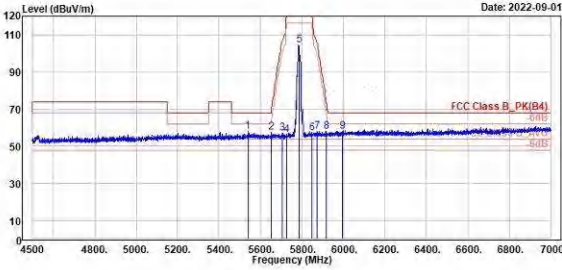
802.11a

CH 157 (Horizontal) Peak

CH 157 (Vertical) Peak



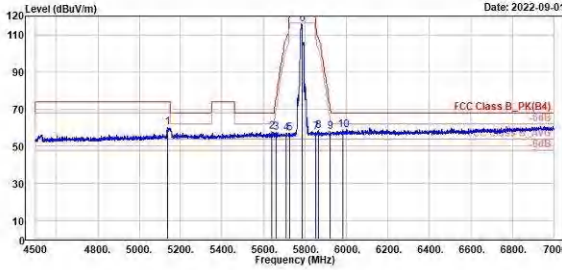
TÜV Rheinland Taiwan Ltd.  
No. 438-18, Sec. 2, Fenliao, Linkou Dist., New Taipei City 244, Taiwan(R.O.C.)  
Tel: +886-2172-1000 Fax: +886-2172-1322



	Read	Limit	Over	APos	TPos	Remark	Pol/Phase	Note
1	2	3	4	5	6	7	8	9
Freq	Level	Factor	Line	Limit	cm	deg		
MHz	dBuV/m	dBuV	dB/m	dBuV/m	dB			
1	5539.50	58.03	14.62	43.41	68.20	-10.17	318	63 Peak
2	5651.50	57.28	13.85	43.43	69.31	-12.03	318	63 Peak
3	5705.50	57.15	13.48	43.67	106.74	-49.59	318	63 Peak
4	5724.00	56.15	12.46	43.69	119.92	-63.77	318	63 Peak
5	5785.00	104.26	60.45	43.81	122.20	-17.94	318	63 Peak
6	5850.00	56.88	12.09	43.99	122.20	-65.32	318	63 Peak
7	5871.50	58.09	14.03	44.05	106.18	-48.10	318	63 Peak
8	5919.00	58.06	13.87	44.19	72.62	-14.56	318	63 Peak
9	5995.00	57.90	13.31	44.59	68.20	-10.30	318	63 Peak



TÜV Rheinland Taiwan Ltd.  
No. 438-18, Sec. 2, Fenliao, Linkou Dist., New Taipei City 244, Taiwan(R.O.C.)  
Tel: +886-2172-1000 Fax: +886-2172-1322



	Read	Limit	Over	APos	TPos	Remark	Pol/Phase	Note	
1	2	3	4	5	6	7	8	9	10
Freq	Level	Factor	Line	Limit	cm	deg			
MHz	dBuV/m	dBuV	dB/m	dBuV/m	dB				
1	5137.00	60.24	17.43	42.81	74.00	-13.76	100	60 Peak	Vertical
2	5641.00	57.95	14.54	43.41	68.20	-10.25	100	60 Peak	Vertical
3	5662.00	57.40	13.92	43.48	77.11	-19.71	100	60 Peak	Vertical
4	5708.50	57.09	13.42	43.67	107.58	-50.49	100	60 Peak	Vertical
5	5725.00	57.19	13.49	43.69	122.20	-65.02	100	60 Peak	Vertical
6	5785.00	115.93	72.12	43.81	122.20	-6.27	100	60 Peak	Vertical
7	5852.50	57.51	13.51	44.00	116.50	-50.99	100	60 Peak	Vertical
8	5864.00	58.32	14.29	44.03	108.28	-49.96	100	60 Peak	Vertical
9	5921.50	57.95	13.76	44.19	70.78	-12.83	100	60 Peak	Vertical
10	5981.50	58.87	14.38	44.49	68.20	-9.33	100	60 Peak	Vertical



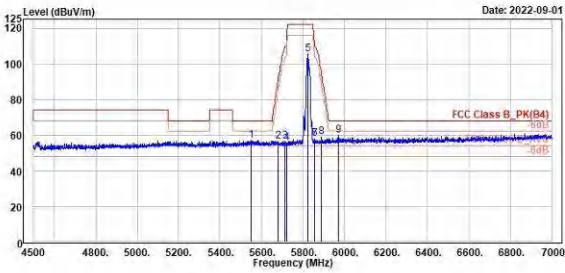
802.11a

CH 165 (Horizontal) Peak

CH 165 (Vertical) Peak



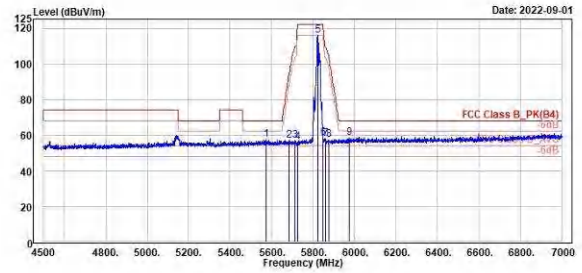
TÜV Rheinland Taiwan Ltd.  
No. 458-18, Sec. 2, Penitao, Linkou Dist., New Taipei City 244, Taiwan(R.O.C.)  
Tel: +886-2172-1100 Fax: +886-2172-1322



	Read	Limit	Over	APos	TPos	Remark	Pol/Phase	Note	
1	Level	Line	Limit	cm	deg				
MHz	dBuV/m	dBuV	dB/m	dBuV/m	dB				
1	5548.50	56.98	13.54	43.44	68.20	-11.22	110	189 Peak	Horizontal
2	5681.50	56.77	13.19	43.58	91.55	-34.78	110	189 Peak	Horizontal
3	5712.50	56.43	12.75	43.68	108.70	-52.27	110	189 Peak	Horizontal
4	5722.00	55.56	11.88	43.68	115.36	-59.80	110	189 Peak	Horizontal
5	5825.00	105.54	61.62	43.92	122.20	-16.66	110	189 Peak	Horizontal
6	5855.00	57.79	13.78	44.01	118.80	-53.01	110	189 Peak	Horizontal
7	5855.00	57.79	13.78	44.01	118.80	-53.01	110	189 Peak	Horizontal
8	5898.50	58.77	14.66	44.11	93.70	-34.93	110	189 Peak	Horizontal
9	5972.50	60.08	15.65	44.43	68.20	-8.12	110	189 Peak	Horizontal



TÜV Rheinland Taiwan Ltd.  
No. 458-18, Sec. 2, Penitao, Linkou Dist., New Taipei City 244, Taiwan(R.O.C.)  
Tel: +886-2172-1100 Fax: +886-2172-1322



	Read	Limit	Over	APos	TPos	Remark	Pol/Phase	Note	
1	Level	Line	Limit	cm	deg				
MHz	dBuV/m	dBuV	dB/m	dBuV/m	dB				
1	5574.00	57.28	13.87	43.41	68.20	-10.92	100	60 Peak	Vertical
2	5684.00	57.09	13.50	43.59	93.40	-36.31	100	60 Peak	Vertical
3	5712.50	57.23	13.55	43.68	108.70	-51.47	100	60 Peak	Vertical
4	5725.00	55.96	12.27	43.69	122.20	-66.24	100	60 Peak	Vertical
5	5825.00	116.12	72.20	43.92	122.20	-6.08	100	60 Peak	Vertical
6	5856.00	58.69	14.70	43.99	122.20	-63.51	100	60 Peak	Vertical
7	5856.00	57.96	13.54	44.02	109.68	-51.72	100	60 Peak	Vertical
8	5876.50	57.58	13.51	44.07	104.09	-46.51	100	60 Peak	Vertical
9	5973.00	58.60	14.16	44.44	68.20	-9.60	100	60 Peak	Vertical

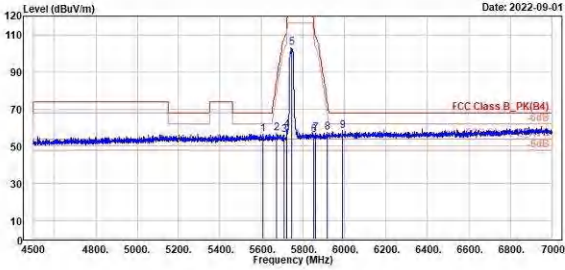
802.11ax HE20

CH 149 (Horizontal) Peak

CH 149 (Vertical) Peak



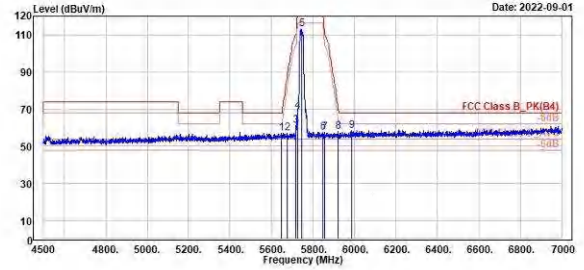
TÜV Rheinland Taiwan Ltd.  
No. 458-18, Sec. 2, Penitiao, Linkou Dist., New Taipei City 244, Taiwan(R.O.C.)  
Tel: +886-2172-1000 Fax: +886-2172-1322



	Read	Limit	Over	APos	TPos	Remark	Pol/Phase	Note
1	2	3	4	5	6	7	8	9
Freq	Level	Level	Factor	Line	Limit			
MHz	dBuV/m	dBuV	dB/m	dBuV/m	dB	cm	deg	
1	5686.00	56.77	13.38	43.39	68.20	-11.43	261	251 Peak
2	5674.00	57.19	13.65	43.54	66.00	-28.81	261	251 Peak
3	5707.50	56.11	12.44	43.67	107.30	-51.19	261	251 Peak
4	5722.00	58.90	15.22	43.68	115.36	-56.46	261	251 Peak
5	5745.00	103.06	59.36	43.70	122.20	-19.14	261	251 Peak
6	5852.00	56.12	12.13	43.99	117.64	-61.52	261	251 Peak
7	5861.50	56.97	12.95	44.02	108.98	-52.01	261	251 Peak
8	5918.50	57.50	13.31	44.19	72.99	-15.49	261	251 Peak
9	5991.50	58.45	13.89	44.56	68.20	-9.75	261	251 Peak



TÜV Rheinland Taiwan Ltd.  
No. 458-18, Sec. 2, Penitiao, Linkou Dist., New Taipei City 244, Taiwan(R.O.C.)  
Tel: +886-2172-1000 Fax: +886-2172-1322



	Read	Limit	Over	APos	TPos	Remark	Pol/Phase	Note
1	2	3	4	5	6	7	8	9
Freq	Level	Level	Factor	Line	Limit			
MHz	dBuV/m	dBuV	dB/m	dBuV/m	dB	cm	deg	
1	5647.00	57.02	13.60	43.42	68.20	-11.18	100	95 Peak
2	5676.50	56.98	13.42	43.56	87.85	-30.87	100	95 Peak
3	5719.00	61.14	17.46	43.68	110.52	-49.38	100	95 Peak
4	5725.00	68.74	25.05	43.69	122.20	-53.46	100	95 Peak
5	5745.00	113.04	69.34	43.70	122.20	-9.16	100	95 Peak
6	5850.00	57.30	13.31	43.99	122.20	-64.90	100	95 Peak
7	5857.00	57.41	13.40	44.01	110.24	-52.83	100	95 Peak
8	5921.50	57.74	13.55	44.19	70.78	-13.04	100	95 Peak
9	5988.00	58.25	13.71	44.54	68.20	-9.95	100	95 Peak

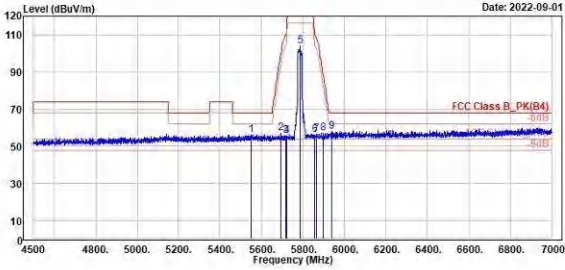
802.11ax HE20

CH 157 (Horizontal) Peak

CH 157 (Vertical) Peak



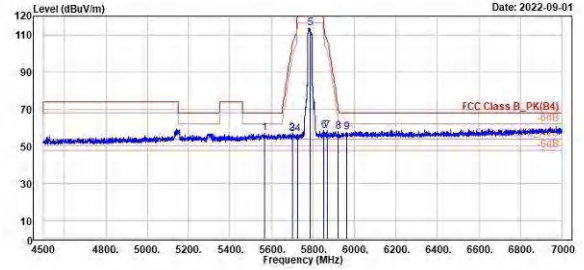
TÜV Rheinland Taiwan Ltd.  
No. 458-18, Sec. 2, Fenliao, Linkou Dist., New Taipei City 244, Taiwan(R.O.C.)  
Tel: +886-2172-1000 Fax: +886-2172-1322



Peak	Freq MHz	Level dBuV/m	Read Level Factor	Limit Line	Over Limit	APos cm	TPos deg	Remark	Pol/Phase	Note
1	5550.50	56.17	12.73	43.44	68.20	-12.03	118	248 Peak	Horizontal	
2	5692.00	57.08	13.45	43.63	99.39	-42.22	118	248 Peak	Horizontal	
3	5719.00	55.83	12.15	43.68	110.52	-54.69	118	248 Peak	Horizontal	
4	5721.50	55.60	11.92	43.68	114.22	-58.62	118	248 Peak	Horizontal	
5	5785.00	104.07	60.26	43.81	122.20	-18.13	118	248 Peak	Horizontal	
6	5854.50	56.24	12.23	44.01	111.94	-55.70	118	248 Peak	Horizontal	
7	5864.00	56.75	12.70	44.03	108.28	-51.53	118	248 Peak	Horizontal	
8	5897.00	57.08	12.96	44.12	88.88	-31.89	118	248 Peak	Horizontal	
9	5936.50	57.97	13.73	44.24	68.20	-10.23	118	248 Peak	Horizontal	



TÜV Rheinland Taiwan Ltd.  
No. 458-18, Sec. 2, Fenliao, Linkou Dist., New Taipei City 244, Taiwan(R.O.C.)  
Tel: +886-2172-1000 Fax: +886-2172-1322



Peak	Freq MHz	Level dBuV/m	Read Level Factor	Limit Line	Over Limit	APos cm	TPos deg	Remark	Pol/Phase	Note
1	5567.50	57.18	13.76	43.42	68.20	-11.02	109	260 Peak	Vertical	
2	5699.00	57.12	13.46	43.66	104.46	-47.34	109	260 Peak	Vertical	
3	5701.50	56.74	13.87	43.67	105.62	-46.88	109	260 Peak	Vertical	
4	5724.00	56.42	12.73	43.69	119.92	-63.50	109	260 Peak	Vertical	
5	5785.00	113.77	69.96	43.81	122.20	-8.43	109	260 Peak	Vertical	
6	5856.50	58.44	14.45	43.99	121.06	-62.62	109	260 Peak	Vertical	
7	5867.50	58.27	14.23	44.04	107.30	-49.03	109	260 Peak	Vertical	
8	5922.00	58.02	13.83	44.19	70.41	-12.39	109	260 Peak	Vertical	
9	5961.00	57.47	13.11	44.36	68.20	-10.73	109	260 Peak	Vertical	

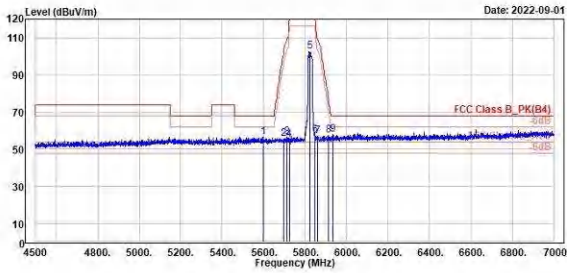
802.11ax HE20

CH 165 (Horizontal) Peak

CH 165 (Vertical) Peak



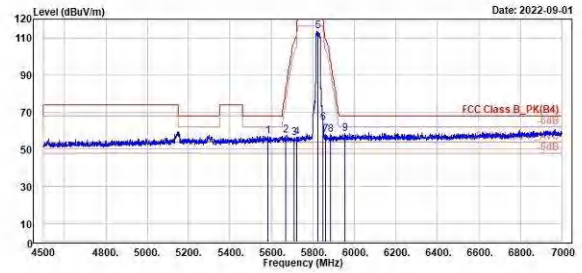
TÜV Rheinland Taiwan Ltd.  
No. 458-18, Sec. 2, Fenliao, Linkou Dist., New Taipei City 244, Taiwan(R.O.C.)  
Tel: +886-2172-1000 Fax: +886-2172-1322



Peak	Freq	Level	Read	Limit	Over	APos	TPos	Remark	Pol/Phase	Note
	MHz	dBuV/m	dBuV	dB/m	dBuV/m	dB	cm	deg		
1	5599.50	56.44	13.06	43.38	68.20	-11.76	100	248 Peak	Horizontal	
2	5697.00	55.78	12.13	43.65	102.99	-47.21	100	248 Peak	Horizontal	
3	5712.00	56.35	12.67	43.68	108.56	-52.21	100	248 Peak	Horizontal	
4	5723.50	55.26	11.58	43.68	118.78	-63.52	100	248 Peak	Horizontal	
5	5825.00	102.54	58.62	43.92	122.20	-19.66	100	248 Peak	Horizontal	
6	5856.00	57.57	13.58	43.99	122.20	-64.63	100	248 Peak	Horizontal	
7	5859.50	57.16	13.14	44.02	109.54	-52.38	100	248 Peak	Horizontal	
8	5914.00	57.46	13.28	44.18	76.31	-18.85	100	248 Peak	Horizontal	
9	5932.50	58.08	13.85	44.23	68.20	-10.12	100	248 Peak	Horizontal	



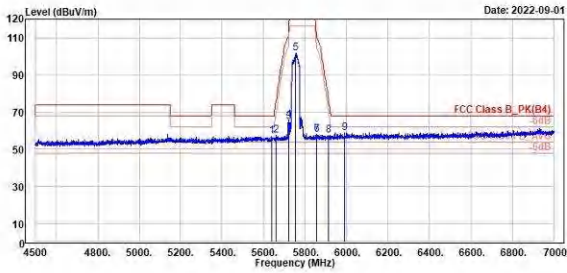
TÜV Rheinland Taiwan Ltd.  
No. 458-18, Sec. 2, Fenliao, Linkou Dist., New Taipei City 244, Taiwan(R.O.C.)  
Tel: +886-2172-1000 Fax: +886-2172-1322



Peak	Freq	Level	Read	Limit	Over	APos	TPos	Remark	Pol/Phase	Note
	MHz	dBuV/m	dBuV	dB/m	dBuV/m	dB	cm	deg		
1	5583.00	57.19	13.79	43.48	68.20	-11.01	100	259 Peak	Vertical	
2	5667.00	57.43	13.92	43.51	80.82	-23.39	100	259 Peak	Vertical	
3	5708.50	55.99	12.32	43.67	107.58	-51.59	100	259 Peak	Vertical	
4	5721.00	56.74	13.06	43.68	113.08	-56.34	100	259 Peak	Vertical	
5	5825.00	113.79	69.87	43.92	122.20	-8.41	100	259 Peak	Vertical	
6	5856.00	64.28	20.29	43.99	122.20	-57.92	100	259 Peak	Vertical	
7	5859.00	58.00	13.98	44.02	109.68	-51.68	100	259 Peak	Vertical	
8	5885.00	58.08	13.99	44.09	97.77	-39.69	100	259 Peak	Vertical	
9	5955.00	58.33	14.02	44.31	68.20	-9.87	100	259 Peak	Vertical	

**802.11ax HE40**
**CH 151 (Horizontal) Peak**
**CH 151 (Vertical) Peak**

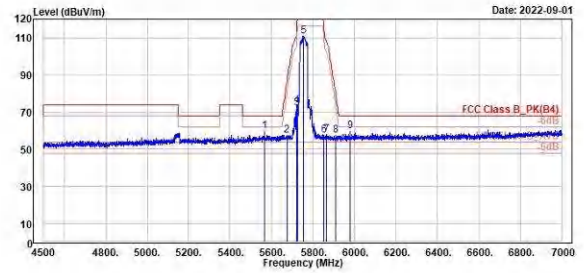

TÜV Rheinland Taiwan Ltd.  
 No. 438-18, Sec. 2, Penitiao, Linkou Dist., New Taipei City 244, Taiwan(R.O.C.)  
 Tel: +886-2172-1000 Fax: +886-2172-1322



	Read	Limit	Over	APos	TPos	Remark	Pol/Phase	Note	
1	5630.50	56.97	13.56	43.41	68.20	-11.23	100	112 Peak	Horizontal
2	5660.50	57.38	13.91	43.47	76.00	-18.62	100	112 Peak	Horizontal
3	5720.00	64.89	21.21	43.68	118.80	-45.91	100	112 Peak	Horizontal
4	5720.50	65.83	22.15	43.68	111.94	-46.11	100	112 Peak	Horizontal
5	5755.00	101.93	58.21	43.72	122.20	-20.27	100	112 Peak	Horizontal
6	5855.00	58.07	14.06	44.01	118.80	-52.73	100	112 Peak	Horizontal
7	5855.00	58.07	14.06	44.01	118.80	-52.73	100	112 Peak	Horizontal
8	5915.50	57.51	13.33	44.18	75.21	-17.79	100	112 Peak	Horizontal
9	5992.00	59.05	14.49	44.56	68.20	-9.15	100	112 Peak	Horizontal



TÜV Rheinland Taiwan Ltd.  
 No. 438-18, Sec. 2, Penitiao, Linkou Dist., New Taipei City 244, Taiwan(R.O.C.)  
 Tel: +886-2172-1000 Fax: +886-2172-1322



	Read	Limit	Over	APos	TPos	Remark	Pol/Phase	Note	
1	5564.50	59.72	16.30	43.42	68.20	-8.48	100	266 Peak	Vertical
2	5674.50	57.71	14.17	43.54	86.37	-28.65	100	266 Peak	Vertical
3	5720.00	72.08	28.40	43.68	118.80	-38.72	100	266 Peak	Vertical
4	5723.50	73.43	29.75	43.68	118.78	-45.35	100	266 Peak	Vertical
5	5755.00	110.88	67.16	43.72	122.20	-11.32	100	266 Peak	Vertical
6	5852.50	57.52	13.52	44.00	116.50	-58.98	100	266 Peak	Vertical
7	5866.50	57.76	13.72	44.04	107.58	-49.82	100	266 Peak	Vertical
8	5908.50	57.42	13.26	44.16	89.38	-22.96	100	266 Peak	Vertical
9	5978.50	59.76	15.29	44.47	68.20	-8.44	100	266 Peak	Vertical

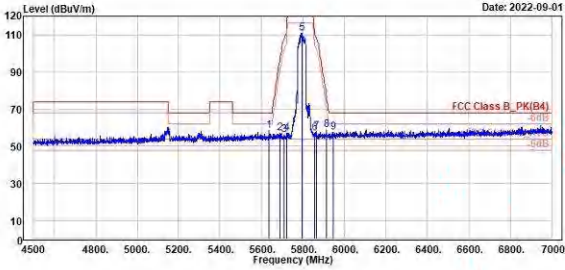
802.11ax HE40

CH 159 (Horizontal) Peak

CH 159 (Vertical) Peak



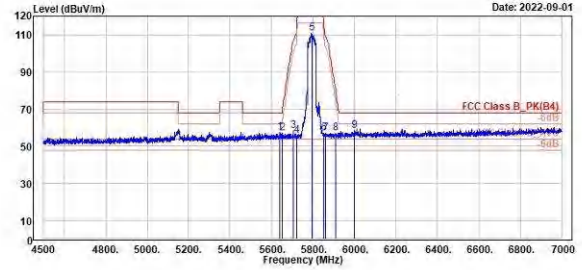
TÜV Rheinland Taiwan Ltd.  
No. 438-18, Sec. 2, Fenliao, Linkou Dist., New Taipei City 244, Taiwan(R.O.C.)  
Tel: +886-2172-1000 Fax: +886-2172-1322



	Read	Limit	Over	APos	TPos	Remark	Pol/Phase	Note	
1	Level	Line	Limit	cm	deg				
Freq	Level	Factor	dB/m	dBuV/m	dB				
MHz	dBuV/m	dBuV	dB/m	dBuV/m	dB				
1	5636.00	58.24	14.33	43.41	68.20	-9.96	100	260 Peak	Horizontal
2	5687.50	57.12	13.52	43.60	95.93	-38.86	100	260 Peak	Horizontal
3	5709.00	55.93	12.26	43.67	107.72	-51.79	100	260 Peak	Horizontal
4	5722.00	57.10	13.42	43.68	115.36	-58.26	100	260 Peak	Horizontal
5	5795.00	110.77	66.93	43.84	122.20	-11.43	100	260 Peak	Horizontal
6	5854.50	56.87	12.86	44.01	111.94	-55.07	100	260 Peak	Horizontal
7	5865.00	57.79	13.75	44.04	108.08	-50.21	100	260 Peak	Horizontal
8	5914.00	58.93	14.75	44.18	76.31	-17.38	100	260 Peak	Horizontal
9	5946.00	57.70	13.44	44.26	68.20	-10.50	100	260 Peak	Horizontal



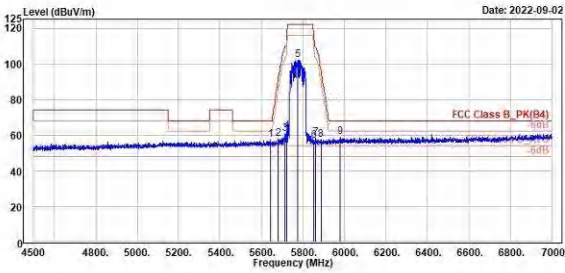
TÜV Rheinland Taiwan Ltd.  
No. 438-18, Sec. 2, Fenliao, Linkou Dist., New Taipei City 244, Taiwan(R.O.C.)  
Tel: +886-2172-1000 Fax: +886-2172-1322



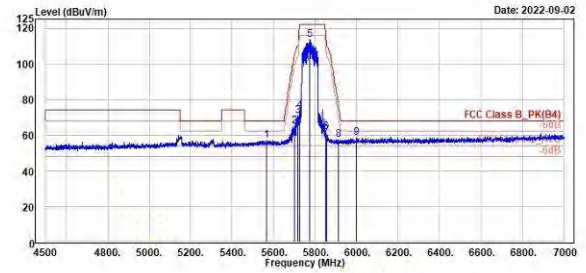
	Read	Limit	Over	APos	TPos	Remark	Pol/Phase	Note	
1	Level	Line	Limit	cm	deg				
Freq	Level	Factor	dB/m	dBuV/m	dB				
MHz	dBuV/m	dBuV	dB/m	dBuV/m	dB				
1	5639.50	57.41	14.00	43.41	68.20	-10.70	100	259 Peak	Vertical
2	5659.50	56.99	13.57	43.42	68.57	-11.58	100	259 Peak	Vertical
3	5704.50	58.26	14.59	43.67	106.46	-48.20	100	259 Peak	Vertical
4	5721.50	55.88	12.20	43.68	114.22	-58.34	100	259 Peak	Vertical
5	5795.00	111.03	67.19	43.84	122.20	-11.17	100	259 Peak	Vertical
6	5856.50	57.01	13.02	43.99	121.06	-64.05	100	259 Peak	Vertical
7	5862.00	56.99	12.57	44.02	108.04	-51.85	100	259 Peak	Vertical
8	5908.00	57.08	12.92	44.16	80.74	-23.66	100	259 Peak	Vertical
9	5998.50	58.52	13.91	44.61	68.20	-9.68	100	259 Peak	Vertical



**802.11ax HE80**
**CH 155 (Horizontal) Peak**
**CH 155 (Vertical) Peak**

 TÜV Rheinland Taiwan Ltd.  
 No. 438-18, Sec. 2, Fenliao, Linkou Dist., New Taipei City 244, Taiwan(R.O.C.)  
 Tel: +886-2172-1000 Fax: +886-2172-1322


	Read	Limit	Over	APos	TPos	Remark	Pol/Phase	Note
1	Level	Line	Limit	cm	deg			
MHz	dBuV/m	dBuV	dB/m	dBuV/m	dB			
1	5642.00	57.52	14.10	43.42	68.20	-16.68	100	172 Peak
2	5682.00	53.17	14.59	43.58	91.92	-33.75	100	172 Peak
3	5712.50	60.75	17.07	43.68	108.70	-47.95	100	172 Peak
4	5722.50	62.20	18.52	43.68	116.50	-54.30	100	172 Peak
5	5775.00	102.34	58.56	43.78	122.20	-19.86	100	172 Peak
6	5852.00	57.83	13.04	43.99	117.64	-60.61	100	172 Peak
7	5861.50	58.30	14.28	44.02	108.98	-50.68	100	172 Peak
8	5887.00	57.40	13.31	44.09	96.29	-38.89	100	172 Peak
9	5977.50	58.78	14.31	44.47	68.20	-9.42	100	172 Peak


 TÜV Rheinland Taiwan Ltd.  
 No. 438-18, Sec. 2, Fenliao, Linkou Dist., New Taipei City 244, Taiwan(R.O.C.)  
 Tel: +886-2172-1000 Fax: +886-2172-1322


	Read	Limit	Over	APos	TPos	Remark	Pol/Phase	Note
1	Level	Line	Limit	cm	deg			
MHz	dBuV/m	dBuV	dB/m	dBuV/m	dB			
1	5564.50	57.13	13.71	43.42	68.20	-11.07	100	267 Peak
2	5700.00	65.12	21.46	43.66	105.20	-40.08	100	267 Peak
3	5719.00	70.97	27.29	43.68	110.52	-39.55	100	267 Peak
4	5724.50	73.79	30.10	43.69	121.06	-47.27	100	267 Peak
5	5775.00	113.76	69.98	43.78	122.20	-8.44	100	267 Peak
6	5855.50	61.70	17.69	44.01	114.22	-52.52	100	267 Peak
7	5855.00	59.09	15.98	44.01	110.00	-50.81	100	267 Peak
8	5912.00	57.68	13.51	44.17	77.79	-20.11	100	267 Peak
9	5998.50	58.52	13.91	44.61	68.20	-9.68	100	267 Peak

Spurious Emissions, Tx Mode, 1GHz ~ 40GHz

U-NII-1

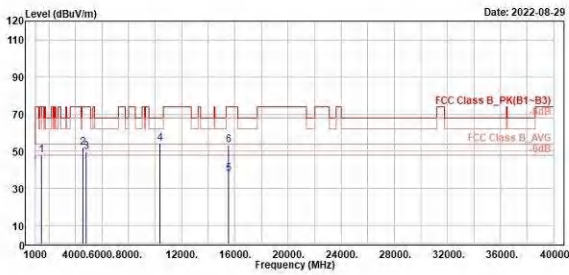
802.11a

CH 36 (Horizontal)

CH 36 (Vertical)



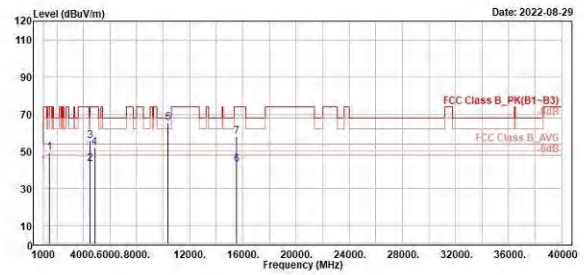
TÜV Rheinland Taiwan Ltd.  
No. 438-18, Sec. 2, Penfiao, Linkou Dist., New Taipei City 244, Taiwan(R.O.C.)  
Tel: +886-2172-1000 Fax: +886-2172-1322



Peak	Freq (MHz)	Level (dBuV/m)	Read Level (dBuV)	Factor (dB)	Limit Line (dBuV/m)	Over Limit (dB)	APos (cm)	TPos (deg)	Remark	Pol/Phase	Note
1	1484.00	47.77	67.27	-19.50	74.00	-26.23	200	154	Peak	Horizontal	
2	4531.00	52.00	62.20	-10.20	74.00	-22.00	300	126	Peak	Horizontal	
3	4842.00	49.60	59.37	-9.77	74.00	-24.40	200	339	Peak	Horizontal	
4	10360.00	54.30	57.81	-3.51	68.20	-13.90	100	98	Peak	Horizontal	
5	15540.00	37.75	34.04	3.71	54.00	-16.25	100	32	Average	Horizontal	
6	15540.00	53.39	49.68	3.71	74.00	-20.61	100		Peak	Horizontal	



TÜV Rheinland Taiwan Ltd.  
No. 438-18, Sec. 2, Penfiao, Linkou Dist., New Taipei City 244, Taiwan(R.O.C.)  
Tel: +886-2172-1000 Fax: +886-2172-1322



Peak	Freq (MHz)	Level (dBuV/m)	Read Level (dBuV)	Factor (dB)	Limit Line (dBuV/m)	Over Limit (dB)	APos (cm)	TPos (deg)	Remark	Pol/Phase	Note
1	1484.00	49.28	68.79	-19.51	74.00	-24.72	118	61	Peak	Vertical	
2	4522.00	43.51	53.77	-10.26	54.00	-10.49	147	238	Average	Vertical	
3	4522.00	55.84	66.10	-10.26	74.00	-18.16	147	228	Peak	Vertical	
4	4844.00	52.08	61.84	-9.76	74.00	-21.92	278	223	Peak	Vertical	
5	10360.00	65.04	68.55	-3.51	68.20	-3.16	100	293	Peak	Vertical	
6	15540.00	43.04	39.33	3.71	54.00	-10.96	218	312	Average	Vertical	
7	15540.00	57.73	54.02	3.71	74.00	-16.27	218		Peak	Vertical	



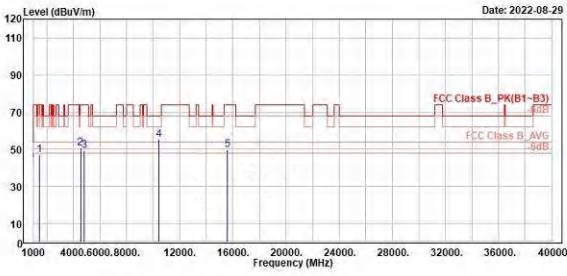
802.11a

CH 40 (Horizontal)

CH 40 (Vertical)



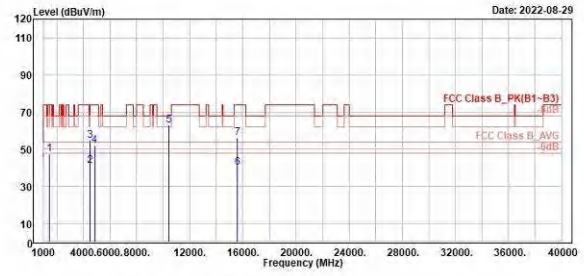
TÜV Rheinland Taiwan Ltd.  
No. 438-18, Sec. 2, Penfiao, Linkou Dist., New Taipei City 244, Taiwan(R.O.C.)  
Tel: +886-2172-1000 Fax: +886-2172-1322



Peak	Freq (MHz)	Level (dBuV/m)	Read Level (dBuV)	Factor (dB/m)	Limit Line (dBuV/m)	Over Limit (dB)	APos (cm)	TPos (deg)	Remark	Pol/Phase	Note
1	1485.00	46.92	66.33	-19.51	74.00	-27.18	200	150	Peak	Horizontal	
2	4527.00	50.73	60.96	-10.23	74.00	-23.27	300	128	Peak	Horizontal	
3	4832.00	49.36	59.16	-9.80	74.00	-24.64	400	94	Peak	Horizontal	
4	10400.00	55.34	58.76	-3.42	68.20	-12.86	100	96	Peak	Horizontal	
5	15605.00	49.60	45.97	3.63	74.00	-24.40	300	344	Peak	Horizontal	



TÜV Rheinland Taiwan Ltd.  
No. 438-18, Sec. 2, Penfiao, Linkou Dist., New Taipei City 244, Taiwan(R.O.C.)  
Tel: +886-2172-1000 Fax: +886-2172-1322



Peak	Freq (MHz)	Level (dBuV/m)	Read Level (dBuV)	Factor (dB/m)	Limit Line (dBuV/m)	Over Limit (dB)	APos (cm)	TPos (deg)	Remark	Pol/Phase	Note
1	1486.00	47.56	67.07	-19.51	74.00	-26.44	400	359	Peak	Vertical	
2	4517.00	41.03	51.32	-10.29	54.00	-13.97	100	226	Average	Vertical	
3	4517.00	54.64	64.93	-10.29	74.00	-19.36	100	226	Peak	Vertical	
4	4844.00	51.91	61.67	-9.76	74.00	-22.09	300	79	Peak	Vertical	
5	10400.00	63.01	66.43	-3.42	68.20	-5.19	100	220	Peak	Vertical	
6	15600.00	40.02	36.40	3.62	54.00	-13.98	120	324	Average	Vertical	
7	15600.00	56.20	52.58	3.62	74.00	-17.80	120	324	Peak	Vertical	

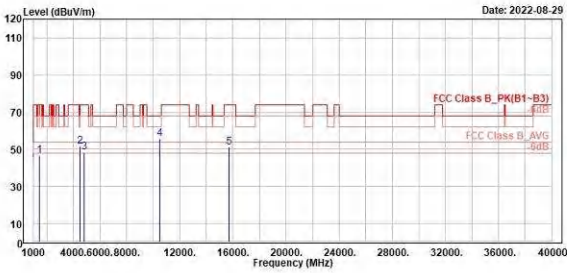
802.11a

CH 48 (Horizontal)

CH 48 (Vertical)



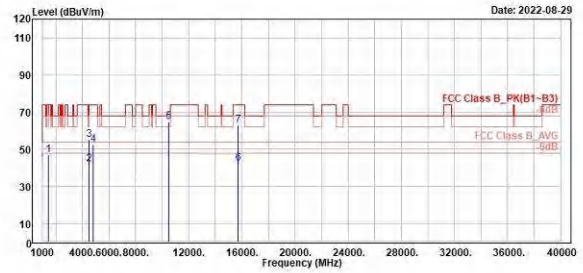
TÜV Rheinland Taiwan Ltd.  
No. 438-18, Sec. 2, Fenjiao, Linkou Dist., New Taipei City 244, Taiwan(R.O.C.)  
Tel: +886-2172-1000 Fax: +886-2172-1322



Peak	Freq (MHz)	Level (dBuV/m)	Read Level (dBuV)	Factor (dB/m)	Limit Line (dBuV/m)	Over Limit (dB)	APos (cm)	TPos (deg)	Remark	Pol/Phase	Note
1	1483.00	46.53	66.02	-19.49	74.00	-27.47	200	149	Peak	Horizontal	
2	4523.00	51.59	61.94	-10.25	74.00	-22.31	300	126	Peak	Horizontal	
3	4831.00	48.28	58.08	-9.08	74.00	-25.72	400	90	Peak	Horizontal	
4	10480.00	55.84	59.08	-3.24	68.20	-12.36	100	48	Peak	Horizontal	
5	15720.00	51.11	47.09	4.02	74.00	-22.89	300	20	Peak	Horizontal	



TÜV Rheinland Taiwan Ltd.  
No. 438-18, Sec. 2, Fenjiao, Linkou Dist., New Taipei City 244, Taiwan(R.O.C.)  
Tel: +886-2172-1000 Fax: +886-2172-1322



Peak	Freq (MHz)	Level (dBuV/m)	Read Level (dBuV)	Factor (dB/m)	Limit Line (dBuV/m)	Over Limit (dB)	APos (cm)	TPos (deg)	Remark	Pol/Phase	Note
1	1485.00	47.13	66.04	-19.51	74.00	-26.87	400	353	Peak	Vertical	
2	4518.00	42.13	52.41	-10.28	54.00	-11.87	100	234	Average	Vertical	
3	4518.00	55.29	65.57	-10.28	74.00	-18.71	100	234	Peak	Vertical	
4	4836.00	52.42	62.21	-9.79	74.00	-21.58	200	192	Peak	Vertical	
5	10480.00	64.07	68.11	-3.24	68.20	-3.33	100	294	Peak	Vertical	
6	15720.00	42.52	38.50	4.02	54.00	-11.48	112	343	Average	Vertical	
7	15720.00	62.97	58.95	4.02	74.00	-11.03	112	343	Peak	Vertical	

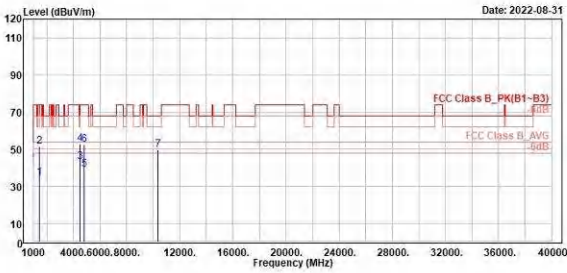
802.11ax HE20

CH 36 (Horizontal)

CH 36 (Vertical)



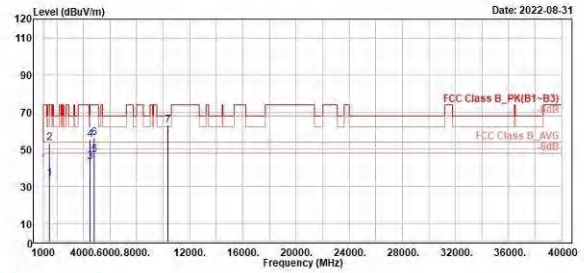
TUV Rheinland Taiwan Ltd.  
No. 438-18, Sec. 2, Penfiao, Linkou Dist., New Taipei City 244, Taiwan(R.O.C.)  
Tel: +886-2172-1000 Fax: +886-2172-1322



	Freq	Level	Read	Limit	Over	APos	TPos	Remark	Pol/Phase	Note
	MHz	dBuV/m	dBuV	dB/m	dBuV/m	dB	cm	deg		
1	1483.00	34.63	54.12	-19.49	54.00	-19.37	100	162 Average	Horizontal	
2	1483.00	51.75	71.24	-19.49	74.00	-22.25	100	162 Peak	Horizontal	
3	4521.00	43.15	53.41	-10.26	54.00	-10.85	400	298 Average	Horizontal	
4	4521.00	52.73	62.99	-10.26	74.00	-21.27	400	298 Peak	Horizontal	
5	4840.00	39.13	48.90	-9.77	54.00	-14.87	300	117 Average	Horizontal	
6	4840.00	52.51	62.28	-9.77	74.00	-21.49	300	117 Peak	Horizontal	
7	18360.00	49.88	53.31	-3.51	68.28	-18.40	100	114 Peak	Horizontal	



TUV Rheinland Taiwan Ltd.  
No. 438-18, Sec. 2, Penfiao, Linkou Dist., New Taipei City 244, Taiwan(R.O.C.)  
Tel: +886-2172-1000 Fax: +886-2172-1322



	Freq	Level	Read	Limit	Over	APos	TPos	Remark	Pol/Phase	Note
	MHz	dBuV/m	dBuV	dB/m	dBuV/m	dB	cm	deg		
1	1485.00	34.31	53.82	-19.51	54.00	-19.69	300	336 Average	Vertical	
2	1485.00	53.27	72.78	-19.51	74.00	-20.73	300	336 Peak	Vertical	
3	4521.00	43.51	53.77	-10.26	54.00	-10.49	400	45 Average	Vertical	
4	4521.00	55.10	65.36	-10.26	74.00	-18.90	400	45 Peak	Vertical	
5	4843.00	46.96	56.72	-9.76	54.00	-7.04	300	250 Average	Vertical	
6	4843.00	56.31	66.07	-9.76	74.00	-17.69	300	250 Peak	Vertical	
7	18360.00	62.79	66.30	-3.51	68.28	-5.41	100	204 Peak	Vertical	