

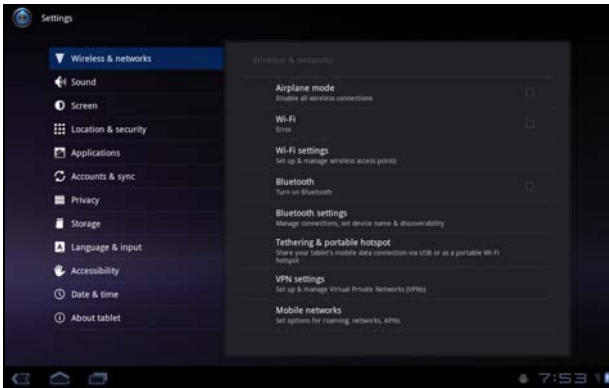
Wi-Fi hotspot

You can turn your tablet into a portable Wi-Fi hotspot to share your mobile Internet connection with up to eight clients.

1. Tap **Apps > Settings > Wireless & networks > Tethering & portable hotspot**.
2. Tap **Portable Wi-fi hotspot** and **Portable Wi-Fi hotspot settings**.
3. Tap **Configure Wi-Fi hotspot** to set the Network SSID and adjust security settings (such as adding a password).
4. Tap **Save** to finish.

Advanced settings

Access Settings from the Application menu. Tap **Apps**, then **Settings**.



Sound

Adjust the volume of your tablet using the volume buttons on the side of the tablet. Alternatively, you can adjust your tablet sound settings by tapping **Apps > Settings > Sound**.

Item	Description
Vibrate	Sets vibration options.
Volume	Sets volume for Media, Alarm, and Notifications.
Notification ringtone	Sets a ringtone for notifications.
Audible selection	Plays a sound whenever a screen selection is made.
Screen lock sounds	Plays a sound when locking and unlocking the screen.
Haptic feedback	Vibrates when pressing soft keys and on certain UI interactions.

Screen

You can adjust your tablet screen settings by tapping **Apps > Settings > Screen**.


Item	Description
Brightness	Adjust screen brightness.
Animation	Enable window animations.
Timeout	Set a delay before the screen will be turned off.

Putting your tablet in Airplane mode

You can enter Airplane mode (also known as flight mode) to turn off network and Bluetooth functions and use your tablet during a flight. Check with your airline to make sure this is permitted onboard.

Switch your tablet off during takeoff and landing as it may interfere with aircraft electronic systems.



Note: When Airplane mode is active, the  icon is displayed in the status area.

Turn Airplane mode on or off by tapping **Settings > Wireless & Networks > Airplane mode**.

Activating or deactivating connections

Open the Application menu and tap **Apps > Settings > Wireless & networks** to manage your connection settings.

Each connection will have a green check when turned on.

Alternatively, you can tap on the right side of the status bar to manage connection settings.

Adjusting connection settings

This section will show you how to adjust detailed settings for your data, Wi-Fi and Bluetooth connections.

Item	Description
Airplane mode	Disables all wireless connections so you can safely use this device onboard an aircraft.
Wi-Fi	Turns the Wi-Fi function on or off.
Wi-Fi settings	Sets up and manages your wireless access points.
Bluetooth	Turns the Bluetooth function on or off.
Bluetooth settings	Manages your Bluetooth connections, sets a device name and discoverability.
VPN settings	Sets up and manages Virtual Private Networks.

If your tablet includes 3G features, some additional options are available:

Item	Description
Tethering & portable hotspot	Shares your tablet's mobile data connection via USB or as a portable Wi-Fi hotspot.
Mobile networks	Sets your options for connecting to mobile networks.
Internet sharing	Shares your mobile data connection with the connected computer.

Adjusting Bluetooth settings

You can use Bluetooth to exchange information between your tablet and other mobile devices.

Bluetooth connections

For all Bluetooth settings, tap **Apps > Settings > Wireless & networks > Bluetooth settings**. Here you can switch Bluetooth on or off, set a device name and discoverability. Tap **Find nearby devices** to scan for available devices.

To connect to a device, tap the device in the list of available devices. You may be asked to enter a PIN on both devices to establish the connection.



.....
Note: Only A2DP stereo headsets (without microphone) are supported. Please check for updates to the tablet's software which may add support for additional Bluetooth devices.
.....

Connecting to a PC

If you wish to transfer information between your tablet and your computer, you can connect your tablet to a PC using the supplied USB cable. Plug the USB sync cable into the micro USB connector on your tablet. Plug the USB client connector into an available USB port on your computer.



.....
Note: You may need to install drivers on your computer before your tablet can be used with your computer.
.....

You will now be able to see your tablet's internal memory as a drive in your computer's file explorer.

Synchronization

You can configure synchronization options for many applications on your tablet. You can also configure what types of data you synchronize for each account.

Some applications, such as Contacts, Gmail, and Calendar, can sync data from multiple accounts. Others sync data only from the first Google Account you sign into on your tablet, or from an account associated specifically with that application.

For some applications, such as Contacts or Calendar, all changes that you make on your tablet are made to the synchronised copy on the Internet. Other applications only copy information from account on the Internet; the information on your tablet cannot be changed directly, you must change the information stored in the Internet account.

Tap **Apps > Settings > Accounts & sync** to access the synchronization settings.

To manage synchronization of individual accounts, tap an account name.

Some applications, such as Gmail and Calendar, have their own synchronization settings. Open the application and tap the *Menu* button (four bars) and then tap **Accounts**.



Auto-sync

To have your tablet auto-sync, make sure **Background data** and **Auto-sync** are enabled.

- If *Background data* is enabled, applications can transmit and receive data when you are not using them.
- If *Auto-sync* is enabled, all changes are automatically transferred between your tablet and Internet accounts.

Acer Sync

Acer Sync allows you to easily synchronize your contacts, calendar, photos and videos between your tablet, PC and corresponding Google services. You must install the Acer Sync program on your computer; download and install Acer Sync and Acer PIM for the PC from the mobile.acer.com website.

Multiple Google accounts

If you have multiple Google accounts, such as separate accounts for personal and business contacts, you can access and synchronize them from the Accounts settings section. Tap **Apps > Settings > Accounts & sync**. Tap **Add account** in the top-right corner and select **Google**.

Setting the date and time

To set the date and time, tap **Apps > Settings > Date & time**.



.....
Tip: If you travel frequently or live in an area that uses daylight saving time, and have mobile network access, activate **Automatic date & time** from this menu. Your tablet will set the date and time based on information it receives from the network.
.....

Setting alarms

There are two predefined alarms on your tablet by default. To add or edit alarm settings, tap **Clock** in the application menu and tap **Set alarm**.

Tap **Add alarm** to create a new alarm, or tap the check box next to a preset alarm to turn it on or off.

Tap a preset alarm to edit it. You can:

- Turn the alarm on or off.
- Set the alarm time.
- Set which days to repeat the alarm.
- Set a ringtone.
- Enable or disable vibrate.
- Give it a label (i.e. a name).

Changing language and text options

Set your location and language input preferences by opening the application menu and going to **Apps > Settings > Language & input**.

Managing applications

You can allow programs from **Unknown sources** to be installed and **Manage applications**.

Closing an application

To close an active application, go to **Settings > Applications > Manage applications**. Tap the **Running** tab, then tap the program you wish to close. Select **Force stop** to close the program.

Uninstalling an application

You can remove programs installed on your tablet to free up extra storage memory. Tap and hold a program icon from the application menu and drag it into the **Uninstall** area in the top-right corner.



.....
Note: You cannot uninstall applications that were pre-loaded on your tablet.
.....

Alternatively, you can go to **Apps > Settings** and select **Applications > Manage applications**. Tap the application you wish to uninstall, tap **Uninstall** and confirm the uninstall.



.....
Warning! You should only remove programs if you are familiar with the Android operating system.
.....

Updating your tablet's operating system

Your tablet can download and install system updates, adding support for new devices or expanding software options.

To check for updates, tap **Apps > Settings > About tablet > System update > Check now**.



.....
Note: Downloading new firmware can take up to 40 minutes, depending on your network speed.
.....

Resetting your tablet

You may have to perform a reset if your tablet fails to respond when buttons are pressed or the screen is tapped.

To reset your tablet use a small thin object (such as a paperclip) to press the recessed reset button. See "Bottom view" on page 11.

Clean boot

A clean boot will restore your tablet to the factory settings.



.....
Warning! This will erase all your personal information, any contacts stored on your tablet and any programs you installed.
.....


Open **Settings** from the application menu, then tap **Privacy > Factory data reset**; click **Reset tablet** and then **Erase everything** to format your tablet.

If your tablet still does not respond, refer to “FAQ and troubleshooting” on page 62.

FAQ and troubleshooting

This section lists frequently asked questions that may arise during the use of your tablet, and gives easy answers and solutions to these questions.

Aspect	Question	Answer
Audio	Why is there no sound coming from the device?	If the headset is plugged into the device, the speaker is automatically shut off. Disconnect the headset. Check that the device volume setting is not muted. Check that the volume control is not at its lowest setting.
Multimedia files	Why can't I view my picture files?	You may be trying to view an image that is not supported. Refer to "Multimedia" on page 64 for more information.
	Why can't I view my video files?	You may be trying to view a video that is not supported. Refer to "Multimedia" on page 64 for more information.
	Why can't I play my music files?	You may be trying to play a file that is not supported. Refer to "Multimedia" on page 64 for more information.
System information and performance	How do I check the OS version of my device?	Tap Apps > Settings > About tablet to check the OS version (Kernel/build number) and other hardware and software information.
Power	I couldn't turn on the device.	The battery power may be depleted. Recharge the device. Refer to "Charging your tablet" on page 12 for more information.
Storage	How do I check memory status?	To check storage status, go to Settings > Storage .

Aspect	Question	Answer
Unlock pattern	I forgot my unlock pattern.	<p>After a certain number of wrong entries, you will be presented with an option to reset your pattern. Tap Forgot pattern? and enter your google account username and password.</p> <p> Note: You must have an active Google account on the tablet. </p> <p>Alternatively, you can clean boot the tablet and erase all data. See “Clean boot” on page 61.</p>
Heat	The tablet heats up when charging or operating for a long period.	<p>It is normal for the device to heat up when charging. When charging is complete, it will return to its normal temperature.</p> <p>It is also normal for the tablet to heat up during long periods of use, such as watching a video or playing a game.</p> <p>All Acer tablets are factory tested before release.</p>

Other sources of help

For information on:	Refer to:
Up-to-date information regarding your tablet	www.acer.com
Service enquiries	support.acer.com

Specifications

Performance

- NVIDIA® Tegra™ 2 mobile processor
 - Dual Core ARM® Cortex™-A9
- System memory:
 - 1 GB of RAM
 - 16 or 32 GB of flash memory
- Google Android™ operating system

Display

- 10.1" WXGA TFT-LCD capacitive multi-touch screen
- 1280 x 800 resolution
- 262K colors support

Multimedia

- Micro (Type D) HDMI output
- CD-quality stereo output
- Stereo speakers
- Dual microphone with noise and echo cancellation
- Dolby Mobile

Formats supported:

Type	Formats
Audio recording	AAC-LC, AMR-WB
Audio playback	AAC-LC, AAC, AAC+ (Not raw AAC), AMR-NB, AMR-WB, MP3, OGG Vorbis, WAV
Video recording	H.264 BP, MPEG-4 SP, H.263
Video playback	H.264 BP, H.264 MP, H.264 HP, MPEG-4 SP, H.263

USB connectors

- USB connector (host)
- Micro USB connector (slave)

Power

- DC power-in (12 V, 1.5 A)

Connectivity

- Bluetooth 2.1+EDR & A2DP support
- Wi-Fi 802.11b/g/n WLAN (802.11n -> 2.4GHz only)
- GPS

3G support (only available on Wi-Fi+3G models)

- aGPS
- GSM 850 / 900 / 1800 / 1900
- UMTS 850 / 900 / 1900 / 2100
- HSDPA 7.2 Mbps / HSUPA 5.76 Mbps / EDGE / GPRS
- Optional HSDPA 21 Mbps

Camera

- Front camera
 - 2-megapixel
 - Fixed focus
- Rear camera
 - 5-megapixel
 - Flash
 - Auto focus

Expansion

- microSD memory card slot (up to 32 GB)

Battery

- Rechargeable high density Li-polymer batteries: 3260 mAh x 2 (24.1 Wh)



.....
Note: Length of battery operation will depend on power consumption which is based on system resource use. For example, constantly using the backlight or using power-demanding applications will shorten battery life between charges.
.....

Dimensions

Height	260 mm
Width	177 mm
Thickness	13.3 mm
Weight (Wi-Fi only model)	765 g
Weight (Wi-Fi+3G model)	777 g

Safety

Prevention of hearing loss



.....
Caution: Permanent hearing loss may occur if earphones or headphones are used at high volume for prolonged periods of time.
.....

This device have been tested to comply with the Sound Pressure Level requirement laid down in the applicable EN 50332-1 and/or EN 50332-2 standards.



.....
Note: For France, mobile headphones or earphones for this device have been tested to comply with the Sound Pressure requirement laid down in the applicable NF EN 50332-1:2000 and/or NF EN 50332-2:2003 standards as required by French Article L. 5232-1.
.....

A pleine puissance, l'écoute prolongée du baladeur peut endommager l'oreille de l'utilisateur.

CAUTION when listening

To protect your hearing, follow these instructions.

- Increase the volume gradually until you can hear clearly and comfortably.
- Do not increase the volume level after your ears have adjusted.
- Do not listen to music at high volumes for extended periods.
- Do not increase the volume to block out noisy surroundings.
- Decrease the volume if you can't hear people speaking near you.

Radio Frequency Interference



.....
Warning! For safety reasons, turn off all wireless or radio transmitting devices when using your device under the following conditions. These devices may include, but are not limited to: wireless LAN (WLAN), Bluetooth and/or 3G.
.....

Remember to follow any special regulations in force in any area, and always switch off your device when its use is prohibited or when it may cause interference or danger. Use the device only in its normal operating positions. To successfully transmit data files or messages, this device requires a good quality connection to the network. In some cases, transmission of data files or messages may be delayed until such a connection is available. Ensure that the above separation distance instructions are followed until the transmission is completed. Parts of the device are magnetic. Metallic materials may be attracted to the device, and persons with hearing aids should not hold the device to the ear with the hearing aid. Do not place credit cards or other

magnetic storage media near the device, because information stored on them may be erased.

Medical devices

Operation of any radio transmitting equipment, including wireless phones, may interfere with the functionality of inadequately protected medical devices. Consult a physician or the manufacturer of the medical device to determine if they are adequately shielded from external RF energy or if you have any questions. Switch off your device in health care facilities when any regulations posted in these areas instruct you to do so. Hospitals or health care facilities may be using equipment that could be sensitive to external RF transmissions.

Pacemakers. Pacemaker manufacturers recommend that a minimum separation of 15.3 cm (6") be maintained between wireless devices and a pacemaker to avoid potential interference with the pacemaker. These recommendations are consistent with the independent research by and recommendations of Wireless Technology Research. Persons with pacemakers should do the following:

- Always keep the device more than 15.3 cm (6") from the pacemaker.
- Not carry the device near your pacemaker when the device is switched on. If you suspect interference, switch off your device, and move it.

Hearing aids. Some digital wireless devices may interfere with some hearing aids. If interference occurs, consult your service provider.

Vehicles

RF signals may affect improperly installed or inadequately shielded electronic systems in motor vehicles such as electronic fuel injection systems, electronic antiskid (antilock) braking systems, electronic speed control systems, and air bag systems. For more information, check with the manufacturer, or its representative, of your vehicle or any equipment that has been added. Only qualified personnel should service the device, or install the device in a vehicle. Faulty installation or service may be dangerous and may invalidate any warranty that may apply to the device. Check regularly that all wireless equipment in your vehicle is mounted and operating properly. Do not store or carry flammable liquids, gases, or explosive materials in the same compartment as the device, its parts, or enhancements. For vehicles equipped with an air bag, remember that air bags inflate with great force. Do not place objects, including installed or portable wireless equipment in the area over the air bag or in the air bag deployment area. If in-vehicle wireless equipment is improperly installed, and the air bag inflates, serious injury could result. Using your device while flying in aircraft is prohibited. Switch off your device before boarding an aircraft. The use of wireless teledevices in an aircraft may be dangerous to the operation of the aircraft, disrupt the wireless telephone network, and may be illegal.

Potentially explosive environments

Switch off your device when in any area with a potentially explosive atmosphere and obey all signs and instructions. Potentially explosive atmospheres include areas where you would normally be advised to turn off

your vehicle engine. Sparks in such areas could cause an explosion or fire resulting in bodily injury or even death. Switch off the device at refueling points such as near gas pumps at service stations. Observe restrictions on the use of radio equipment in fuel depots, storage, and distribution areas; chemical plants; or where blasting operations are in progress. Areas with a potentially explosive atmospheres are often, but not always, clearly marked. They include below deck on boats, chemical transfer or storage facilities, vehicles using liquefied petroleum gas (such as propane or butane), and areas where the air contains chemicals or particles such as grain, dust or metal powders.

Follow any restrictions. Do not use the device where blasting is in progress.

Emergency calls (only for models supporting phone function)



.....
Important: Wireless products, including this device, operate using radio signals, wireless networks, landline networks, and user-programmed functions. Because of this, connections in all conditions cannot be guaranteed. You should never rely solely on any wireless device for essential communications like medical emergencies.
.....

If certain features are in use, you may first need to turn those features off before you can make an emergency call. Consult this guide or your service provider for more information.

When making an emergency call, give all the necessary information as accurately as possible. Your wireless device may be the only means of communication at the scene of an accident. Do not end the call until given permission to do so.

Operation environment

Make sure that the device:

- Is away from magnetic fields or any device generating static electricity.
- Is kept at least 30 centimetres (one foot) away from a mobile phone.
- Is not in a dusty or damp environment.
- Is not used near water. Never spill liquids of any kind on or into your device.
- Cables are not strained and that there is no risk of people walking or tripping over them.
- Other devices do not crush the cables.
- Always unplug your device from the power outlet before cleaning it.
- Do not use liquid or aerosol cleaners, use a damp cloth instead.
- Never spray cleaning product directly on the screen.
- If you spill liquid on your device, switch it off immediately, unplug the AC adapter. Do not attempt to service your device yourself, as opening or removing covers may expose you to dangerous voltage or other risks. Refer all servicing to qualified service personnel.

Unplug your device from the wall outlet and refer servicing to qualified service personnel when:

- the power cord or plug is damaged, cut or frayed,
- liquid was spilled into the product,
- the product was exposed to rain or water,
- the product has been dropped or the case has been damaged
- the product exhibits a distinct change in performance, indicating a need for service



.....
Note: Adjust only those controls that are covered by the operating instructions, since improper adjustment of other controls may result in damage and will often require extensive work by a qualified technician to restore the product to normal condition.
.....

Battery information

This product uses a Lithium-ion / Li-polymer battery. Do not use it in a humid, wet and/or corrosive environment. Do not put, store or leave your product in or near a heat source, in a high temperature location, in strong direct sunlight, in a microwave oven or in a pressurized container, and do not expose it to temperatures over 60 °C (140 °F). Failure to follow these guidelines may cause the battery to leak acid, become hot, explode or ignite and cause injury and/or damage. Do not pierce, open or disassemble the battery. If the battery leaks and you come into contact with the leaked fluids, rinse thoroughly with water and seek medical attention immediately. For safety reasons, and to prolong the lifetime of the battery, charging will not occur at low (below 0 °C/32 °F) or high (over 40 °C/104 °F) temperatures.

The full performance of a new battery is achieved only after two or three complete charge and discharge cycles. The battery can be charged and discharged many times, but it will eventually wear out. When normal use and standby times are noticeably shorter than normal, contact your reseller. Use only Acer approved batteries, and recharge your battery only with Acer approved chargers designated for this device.

Unplug the charger from the electrical plug and the device when not in use. If left unused, a fully charged battery will lose its charge over time. If the battery is completely discharged, it may take a few minutes before the charging indicator appears on the display or before the device can be used.

Use the battery only for its intended purpose. Never use any charger or battery that is damaged.

Do not short-circuit the batteries under any condition. Accidental short-circuiting can occur when a metallic object such as a coin, clip, or pen causes direct connection of the positive (+) and negative (-) terminals of the battery. (These look like metal strips on the battery.) This might happen, for example, when you carry a spare battery in your pocket or purse. Short-circuiting the terminals may damage the battery or the connecting object.

Leaving the battery or any device with embedded batteries in hot or cold places, such as in a closed car in summer or winter conditions, will reduce the capacity and lifetime of the battery. Always try to keep the battery between 15 °C and 25 °C (59 °F and 77 °F). A device with a hot or cold battery may not work temporarily, even when the battery is fully charged. Battery performance is particularly limited in temperatures well below freezing.

Do not dispose of battery or devices with embedded batteries in a fire as they may explode. Batteries may also explode if damaged. Dispose of batteries according to local regulations. Please recycle when possible. Do not dispose as household waste.

- Avoid leaving this device or battery in your car in high temperatures.
- Avoid dropping this device or battery. It can cause damage.
- Contact your service provider or reseller to have them checked if this device or battery get wet or damaged from dropping or high temperature.

Replace battery: Use original products for quality assurance and safeguards. Battery cannot be removed and replaced, contact your reseller if performance of battery shall be checked.



.....
Warning: Use of a non-original battery or charger may present a risk of fire, explosion, leakage, or other hazard.
.....



.....
Warning! Batteries may explode if not handled properly. Do not disassemble or dispose of them in fire. Keep them away from children. Follow local regulations when disposing of used batteries.
.....

IEEE1625 statement

- A. Do not disassemble or open, crush, bend or deform, puncture, or shred.
- B. Do not modify or remanufacture, attempt to insert foreign objects into the battery, immerse or expose to water or other liquids, or expose to excessive heat, fire, or other hazard. Only use the battery in the system for which it was specified.
- C. Only use the battery with a charging system that has been qualified with the system per this standard.
- D. Use of an unqualified battery or charger may present a risk of fire, explosion, leakage, or other hazard.
- E. Do not short-circuit a battery or allow metallic or conductive objects to contact the battery terminals.
- F. Replace the battery only with another battery that has been qualified with the system per this standard.
- G. Use of an unqualified battery may present a risk of fire, explosion, leakage, or other hazard.
- H. Promptly dispose of used batteries in accordance with local regulations.
- I. Battery usage by children should be supervised.

- J. Avoid dropping the host or battery. If the host or battery is dropped, especially on a hard surface, and the end user suspects damage, take it to a service center for inspection.
- K. Improper battery use may result in a fire, explosion, leakage, or other hazard.
- L. Storage and operating conditions, including temperature, shall be specified.

Driving safety

Using this device while driving may cause distraction. Stop using it if you can't concentrate on driving. Input information about your destination and route prior to your drive. Do not input data or engage in text messaging while driving. Keep your eyes on the road while driving. Listen to the audible turn-by-turn directions, if available. Also, using a mobile device or accessory may be prohibited or restricted in certain areas. Always obey the laws and regulations on the use of these products.

GPS & AGPS (for certain models only)

- Your device may use Global Positioning System (GPS) signals for location-based applications. GPS uses satellites controlled by the U.S. government that are subject to changes implemented in accordance with the Department of Defense policy and the Federal Radio Navigation Plan. These changes may affect the performance of location technology on your device.
- Your device may also use Assisted Global Positioning System (AGPS), which obtains information from a cellular network to improve GPS performance. AGPS uses your wireless service provider's network and therefore airtime, data charges, and/or additional charges may apply in accordance with your service plan. Contact your wireless service provider for details.
- Device enabled with GPS or AGPS technology transmit location-based information. This location-based information may be shared with third parties, including your wireless service provider, application providers, and other third parties providing service.

Emergency calls

- When you make an emergency call, the cellular network may activate the AGPS technology in your mobile device to tell the emergency responders your approximate location.
- AGPS has limitations and might not work in your area. Therefore:
 - Always tell the emergency responder your location to the best of your ability, and
 - Remain on the device for as long as the emergency responder instructs you.
- Get better performance by going outside and away from underground locations, covered vehicles, structures with metal or concrete roofs, tall buildings, and foliage.
- Indoor performance might improve if move closer to windows, but some windows sun shielding films can block satellite signals.
- Get better performance by moving away from radios, entertainment equipment, and other electronic devices.

Keep away from children

- Keep your device & its accessories away from small children, a choking hazard may exist for small, detachable parts.
- Improper use may cause loud sounds, possibly causing hearing injury.
- Improperly handled this device or batteries could overheat and cause a burn.

Glass parts

Some of parts of your device may be made of glass. This glass could break if the product is dropped on a hard surface or receives a substantial impact. If glass breaks, do not touch or attempt to remove. Stop using your device until the glass is replaced by a qualified service center.

Seizures/Blackouts/Eyestrain

A small percentage of people may be susceptible to blackouts or seizures (even if they have never had one before) when exposed to flashing lights or light patterns such as when playing games or watching video. If you have experienced seizures or blackouts or have a family history of such occurrences, you should consult a physician before playing games or watching videos on your device. Discontinue use and consult a physician if any of the following symptoms occur: convulsion, eye or muscle twitching, loss of awareness, involuntary movements, or disorientation. It is always a good idea to hold the screen away from your eyes, leave the light on in the room, take a not-less-than-15-minute break every hour, and stop use it if you are tired.

Repetitive motion

When you repetitively perform actions such as pressing keys or entering finger-written characters, you may experience occasional discomfort in your hands, arms, shoulders, neck, or other parts of your body. If you continue to have discomfort during or after such use, stop use and see a physician.

Use of connectors and ports

Never force a connector into a port. Check for obstructions on the port. If the connector and port don't join with reasonable ease, they probably don't match. Make sure that the connector matches the port and that you have positioned the connector correctly in relation to the port.

Information from World Health Organization

Present scientific information does not indicate the need for any special precautions for the use of mobile device. If you are concerned, you may want to limit your own or your children's RF exposure by limiting the length of calls or by using handsfree devices to keep mobile devices away from your head and body.

Source: WHO Fact Sheet 193

Further information: <http://www.who.int/peh-emf>

Consumer information on wireless device

The U.S. Food and Drug Administration (FDA) has published a series of Questions and Answer for consumers relating to radio frequency (RF) exposure

from wireless phone devices: <http://www.fda.gov/Radiation-EmittingProducts/RadiationEmittingProductsandProcedures/HomeBusinessandEntertainment/CellPhones/default.htm>

Additional information on the safety of RF exposures:

FCC RF Safety program: <http://www.fcc.gov/oet/rfsafety>

Environmental Protection Agency (EPA): <http://www.epa.gov/radiation>

International Commission on Non-Ionizing Radiation Protection:
<http://www.icnirp.de>

Export Law Assurances

This product, including any software or technical data contained in or accompanying the product, may be subject to import and export regulations of the European Union, the United States of America, Canada and other countries/regions. The Government of those countries/regions may restrict the exportation or re-exportation of this product to certain destinations. For further information refer to European Council Regulation (EC) 1334/2000, contact the U.S. Department of Commerce or the Canadian Department of Foreign Affairs and International Trade, and other local government authorities.

Protection of personal information

Erase personal data before disposing of the product. To delete data, perform a master reset. Deleting data from the device memory does not ensure that it cannot be recovered.

Disposal and recycling information



Do not throw this electronic device into the trash when discarding.

To minimize pollution and ensure utmost protection of the global environment, please recycle. For more information on the Waste from Electrical and Electronics Equipment (WEEE) regulations, visit www.acer-group.com/public/Sustainability/sustainability01.htm

RoHS compliance

This product is in compliance with Directive 2002/95/EC of the European Parliament and of the Council of 27 January 2003, on the restriction of the use of certain hazardous substances in electrical and electronic equipment (RoHS) and its amendments.

Disposal of your device packaging & product guide should be in accordance with national collection and recycling requirements. Contact your regional authorities for more details.

LCD pixel statement

The LCD unit is produced with high-precision manufacturing techniques. Nevertheless, some pixels may occasionally misfire or appear as black or red dots. This has no effect on the recorded image and does not constitute a malfunction.

Radio device regulatory notice



.....
Note: Regulatory information below is for models with wireless LAN and/or Bluetooth only.
.....

General

This product complies with the radio frequency and safety standards of any country or region in which it has been approved for wireless use. Depending on configuration, this product may or may not contain wireless radio devices (such as wireless LAN and/or Bluetooth modules). Information below is for products with such devices.

Wireless operation channels for different domains

N. America	2.412-2.462 GHz	Ch01 through Ch11
Japan	2.412-2.484 GHz	Ch01 through Ch14
Europe ETSI	2.412-2.472 GHz	Ch01 through Ch13

This equipment is in compliance with the essential requirements and other relevant provisions of Directive 1999/5/EC.

France: Restricted wireless frequency bands

Some areas of France have a restricted frequency band. The worst case maximum authorized power indoors is:

- 10 mW for the entire 2.4 GHz band (2400 MHz - 2483.5 MHz)
- 100 mW for frequencies between 2446.5 MHz and 2483.5 MHz



.....
Note: Channels 10 through 13 inclusive operate in the band 2446.6 MHz to 2483.5 MHz.
.....

There are few possibilities for outdoor use: On private property or on the private property of public persons, use is subject to a preliminary authorization procedure by the Ministry of Defense, with maximum authorized power of 100 mW in the 2446.5 - 2483.5 MHz band. Use outdoors on public property is not permitted.

In the departments listed below, for the entire 2.4 GHz band:

- Maximum authorized power indoors is 100 mW
- Maximum authorized power outdoors is 10 mW

Departments in which the use of the 2400 - 2483.5 MHz band is permitted with an EIRP of less than 100 mW indoors and less than 10 mW outdoors:

01 Ain Orientales	25 Doubs	59 Nord	75 Paris
02 Aisne	26 Drome	60 Oise	82 Tarn et Garonne
03 Allier	32 Gers	61 Orne	84 Vaucluse
05 Hautes Alpes	36 Indre	63 Puy Du Dome	88 Vosges
08 Ardennes	37 Indre et Loire	64 Pyrenees Atlantique	89 Yonne
09 Ariège	41 Loir et Cher	66 Pyrenees	90 Territoire de Belfort
11 Aude	45 Loret	67 Bas Rhin	94 Val de Marne
12 Aveyron	50 Manche	68 Haut Rhin	
16 Charente	55 Meuse	70 Haute Saone	
24 Dordogne	58 Nievre	71 Saone et Loire	

This requirement is likely to change over time, allowing you to use your wireless LAN card in more areas within France. Please check with ART for the latest information (www.art-telecom.fr).



Note: Your WLAN Card transmits less than 100 mW, but more than 10 mW.

List of National Codes

This equipment may be operated in the following countries:

Country	ISO 3166 2 letter code	Country	ISO 3166 2 letter code	Country	ISO 3166 2 letter code	Country	ISO 3166 2 letter code
Austria	AT	Germany	DE	Malta	MT	United Kingdom	GB
Belgium	BE	Greece	GR	Netherlands	NT	Iceland	IS
Cyprus	CY	Hungary	HU	Poland	PL	Liechtenstein	LI
Czech Republic	CZ	Ireland	IE	Portugal	PT	Norway	NO
Denmark	DK	Italy	IT	Slovakia	SK	Switzerland	CH
Estonia	EE	Latvia	LV	Slovenia	SL	Bulgaria	BG
Finland	FI	Lithuania	LT	Spain	ES	Romania	RO
France	FR	Luxembourg	LU	Sweden	SE	Turkey	TR

FCC regulations

This mobile device complies with part 15 of the FCC Rules. Operation is subject to the following two conditions: (1) This device may not cause harmful interference, and (2) this device must accept any interference received, including interference that may cause undesired operation.

This mobile device has been tested and found to comply with the limits for a Class B digital device, pursuant to Part 15 of the FCC Rules. These limits are designed to provide reasonable protection against harmful interference in a residential installation. This equipment generates, uses and can radiated radio frequency energy and, if not installed and used in accordance with the instructions, may cause harmful interference to radio communications. However, there is no guarantee that interference will not occur in a particular

installation If this equipment does cause harmful interference to radio or television reception, which can be determined by turning the equipment off and on, the user is encouraged to try to correct the interference by one or more of the following measures:

- Reorient or relocate the receiving antenna.
- Increase the separation between the equipment and receiver.
- Connect the equipment into an outlet on a circuit different from that to which the receiver is connected.
- Consult the dealer or an experienced radio/TV technician for help.

Changes or modifications not expressly approved by the party responsible for compliance could void the user's authority to operate the equipment.

RF exposure warning

The equipment complies with FCC RF exposure limits set forth for an uncontrolled environment.

The antenna(s) used for this transmitter must not be co-located or operating in conjunction with any other antenna or transmitter

For Canadian users

Operation is subject to the following two conditions: (1) this device may not cause interference, and (2) this device must accept any interference, including interference that may cause undesired operation of the device.

This Class B digital apparatus complies with Canadian ICES-003.

Cet appareil numérique de la classe B est conforme à la norme NMB-003 du Canada.

This Category II radiocommunication device complies with Industry Canada Standard RSS-310.

Ce dispositif de radiocommunication de catégorie II respecte la norme CNR-310 d'Industrie Canada.

Regulatory information

Compliant with Russian regulatory certification (for Russian)



NCC 警語

經型式認證合格之低功率射頻電機，非經許可，公司、商號或使用者均不得擅自變更頻率、加大功率或變更原設計之特性及功能。

低功率射頻電機之使用不得影響飛航安全及干擾合法通信；經發現有干擾現象時，應立即停用，並改善至無干擾時方得繼續使用。

前項合法通信，指依電信法規定作業之無線電通信。

低功率射頻電機須忍受合法通信或工業、科學及醫療用電波輻射性電機設備之干擾。

* 減少電磁波影響，請妥善使用。（* 僅限電話手機機種）

Lithium-ion / Li-polymer battery warning



ATTENZIONE! Rischio di esplosione della batteria se sostituita in modo errato. Sostituire la batteria con un una di tipo uguale o equivalente consigliata dalla fabbrica. Non disperdere le batterie nell'ambiente.



VORSICHT! Explosionsgefahr bei unsachgemäßen Austausch der Batterie. Ersatz nur durch denselben oder einem vom Hersteller empfohlenem ähnlichen Typ. Entsorgung gebrauchter Batterien nach Angaben des Herstellers.



ADVARSEL! Lithiumbatteri - Eksplosionsfare ved fejlagtig håndtering. Udskiftning må kun ske med batteri af samme fabrikat og type. Levér det brugte batteri tilbage til leverandøren.



WARNING! Explosionsfara vid felaktigt batteribyte. Använd samma batterityp eller en ekvivalent typ som rekommenderas av apparattillverkaren. Kassera använt batteri enligt fabrikantens instruktion.



VAROITUS! Paristo voi räjähtää, jos se on virheellisesti asennettu. Vaihda paristo ainoastaan laitevalmistajan suositttelemaan tyyppiin. Hävitä käytetty paristo valmistagan ohjeiden mukaisesti.



ATTENTION ! Il y a danger d'explosion s'il y a remplacement incorrect de la batterie. Remplacer uniquement avec une batterie du même type ou d' un type équivalent recommandé par le constructeur. Mettre au rebut les batteries usagées conformément aux instructions du fabricant.



ADVARSEL! Eksplosjonsfare ved feilaktig skifte av batteri. Benytt samme batteritype eller en tilsvarende type anbefalt av apparatfabrikanten. Brukte batterier kasseres i henhold til fabrikantens instruksjoner.

RF exposure information (SAR)

This device meets the government's requirements for exposure to radio waves.

This device is designed and manufactured not to exceed the emission limits for exposure to radio frequency (RF) energy set by the Federal Communications Commission of the U.S. Government.

The exposure standard for wireless devices employs a unit of measurement known as the Specific Absorption Rate, or SAR. The SAR limit set by the FCC is 1.6 W/kg.

Tests for SAR are conducted using standard operating positions accepted by the FCC with the device transmitting at its highest certified power level in all tested frequency bands. Although the SAR is determined at the highest certified power level, the actual SAR level of the device while operating can be well below the maximum value. This is because the device is designed to operate at multiple power levels so as to use only the power required to reach the network. In general, the closer you are to a wireless base station antenna, the lower the power output.



Important: Body-worn measurements differ among device models, depending upon available enhancements and FCC requirements.

While there may be differences between the SAR levels of various devices and at various positions, they all meet the government requirements.

The FCC has granted an Equipment Authorization for this model device with all reported SAR levels evaluated as in compliance with the FCC RF exposure guidelines. SAR information on this model device is on file with the FCC and can be found under the Display Grant section of <http://www.fcc.gov/oet/ea/fccid> after searching on the FCC ID described below.

For body worn operation, this device has been tested and meets the FCC RF exposure guidelines for use with accessories that contain no metal and that position the handset a minimum of 0 cm from the body. Use of other accessories may not ensure compliance with FCC RF exposure guidelines. If you do not use a body-worn accessory and are not holding the device at the ear, position the handset a minimum of 0 cm from your body when the device is switched on.

Certificate Information (SAR)

This device meets the EU requirements (1999/519/EC) on the limitation of exposure of the general public to electromagnetic fields by way of health protection.

The limits are part of extensive recommendations for the protection of the general public. These recommendations have been developed and checked by independent scientific organizations through regular and thorough evaluations of scientific studies. To guarantee the safety of all persons, regardless of age and health, the limits include a significant safety buffer.

Before radio devices can be put in circulation, their agreement with European laws or limits must be confirmed; only then may the CE symbol be applied.



The unit of measurement for the European Council's recommended limit for mobile devices is the "Specific Absorption Rate" (SAR). This SAR limit is 2.0 W/kg, averaged over 10 g of body tissue. It meets the requirements of the International Commission on Non-Ionizing Radiation Protection (ICNIRP). The maximum SAR value is calculated at the highest output level in all frequency bands of the mobile device.

For body worn operation, this device has been tested and meets the ICNIRP exposure guidelines and was included in the European Standard EN 62311 and EN 62209-2 for use with accessories that contain no metal and that position the handset a minimum of 1.5 cm from the body. Use of other accessories may not ensure compliance with ICNIRP exposure guidelines. If you do not use a body-worn accessory and are not holding the device at the ear, position the handset a minimum of 1.5 cm from your body when the device is switched on.

During use, the actual SAR level is usually much lower than the maximum value, because the mobile device works in different output levels. It only transmits with as much output as is required to reach the network. In general the following applies: The closer you are to a base station, the lower the transmission output of your mobile device.

Model	CE Body	FCC Body
A501	0.453 W/kg	-

Certification marks and Compliance

Region	Certification and Compliance
Canada	IC
E.U.	 CE 06820, 
U.S.	FCC FCC

You can view certification logos on your device: open **Settings > About tablet > Legal information > Certification Logo**.

Model	FCC ID	IC ID
A500	HZLTMDMA500	1754F-TMDMA500
A501	HLZTMDMA501A	1754F-TMDMA501A

For Canadian users

Important note

IC radiation exposure statement

This EUT is compliance with SAR for general population/uncontrolled exposure limits in IC RSS-102 and had been tested in accordance with the measurement methods and procedures specified in IEEE 1528. This equipment should be

installed and operated with minimum distance 0 cm between the radiator and your body.

This device and its antenna(s) must not be co-located or operating in conjunction with any other antenna or transmitter.



.....
Note: The country code selection feature is disabled for products marketed in the US/Canada.
.....

Declaration of Conformity

We, Acer Incorporated,
of 8F., No. 88, Sec. 1, Xintai 5th Rd., Xizhi Dist, New Taipei City, 22181, Taiwan

Declare under sole responsibility that the product:

Model: A500

Description: Tablet Computer

To which this declaration relates, is in conformity with the following standards and/or other normative documents:

- EN 300 328 V1.7.1
- EN 300 440-1 V1.6.1 ; EN300 440-2 V1.4.1
- EN 301 489-1 V1.8.1 ; EN 301489-3 V1.4.1 ; EN 301489-17 V2.1.1
- EN 55022:2006/A1:2007 Class B ; EN 55024:1998/A1:2001/A2:2003
- EN 60950-1: 2006+A11:2009
- EN 50332-2: 2003
- EN62311:2008; EN62209-2:2010

We hereby declare that the above named product is in conformance to all the essential requirements of the R&TTE Directive (99/5/EC) issued by the Commission of the European Community.

The conformity assessment procedure referred to in Article 10 and detailed in Annex [IV] of directive 1999/5/EC has been followed related to Articles:

- R&TTE Article 3.1 (a) Health and Safety
- R&TTE Article 3.1 (b) EMC
- R&TTE Article 3.2 Spectrum Usage

with the involvement of the following Notified Body:

CETECOM, Untertuerkheimer Str. 6 – 10 66117 Saarbruecken


Identification mark: **0682** (Notified Body) CE

The technical documentation relevant to the above equipment will be held at:

Acer Incorporated

8F., No. 88, Sec. 1, Xintai 5th Rd., Xizhi Dist, New Taipei City, 22181, Taiwan
(R.O.C.)

Authorized person:



Name: Harriot SL Lee