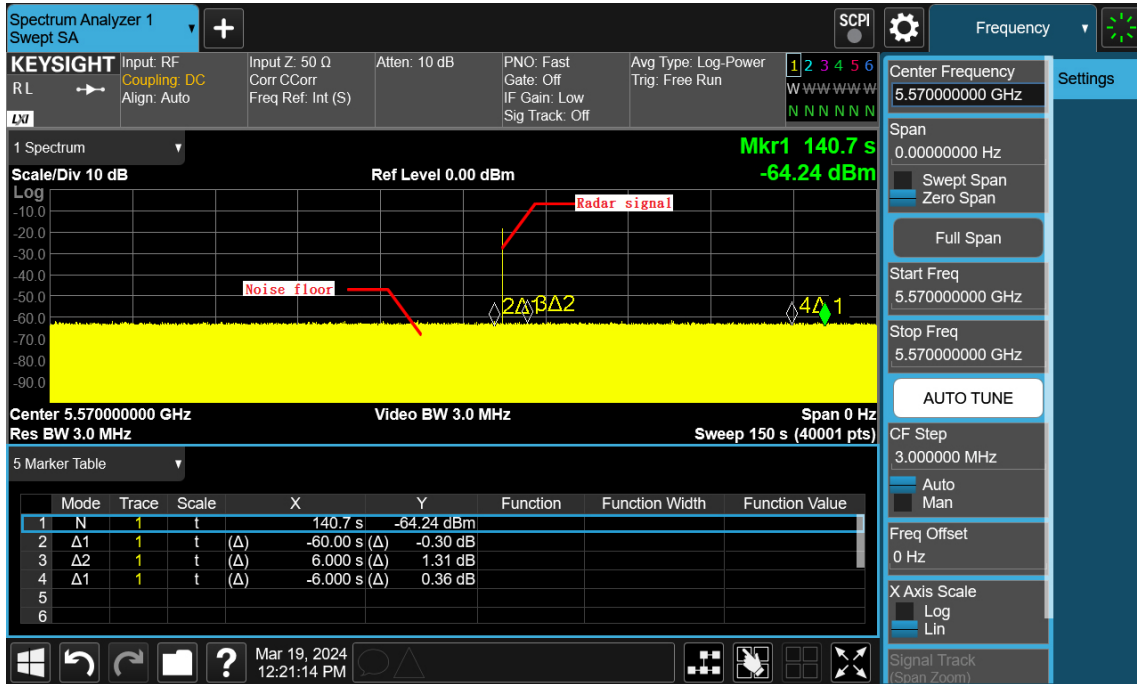
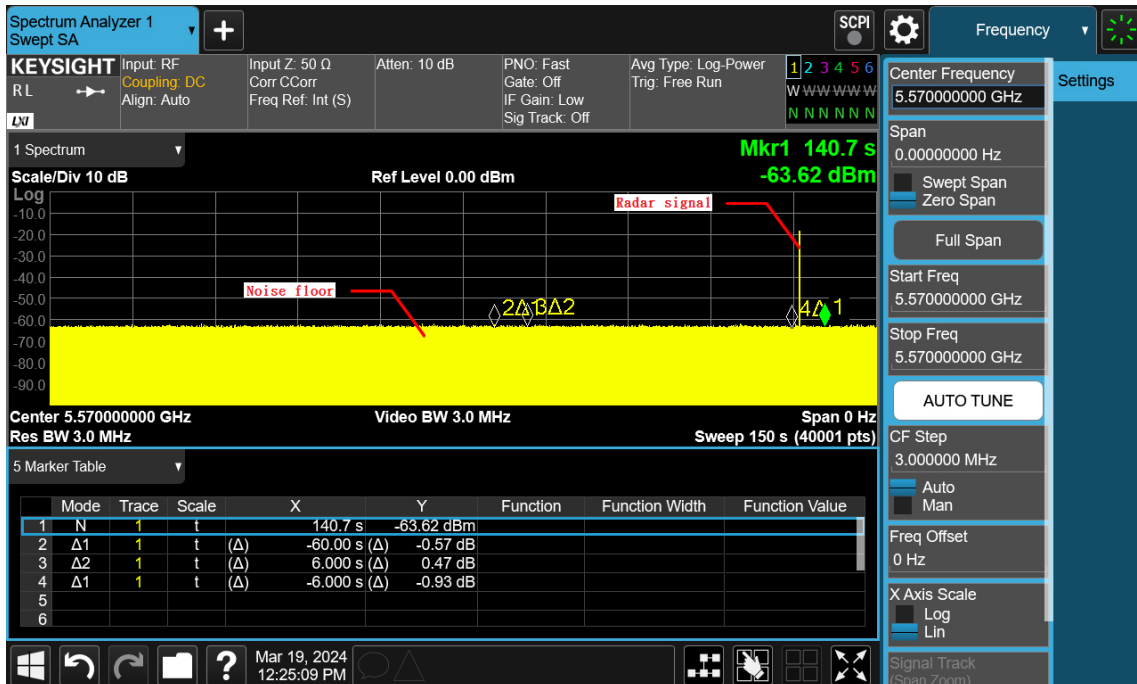


Radar Burst at the Beginning of the Channel Availability Check Time

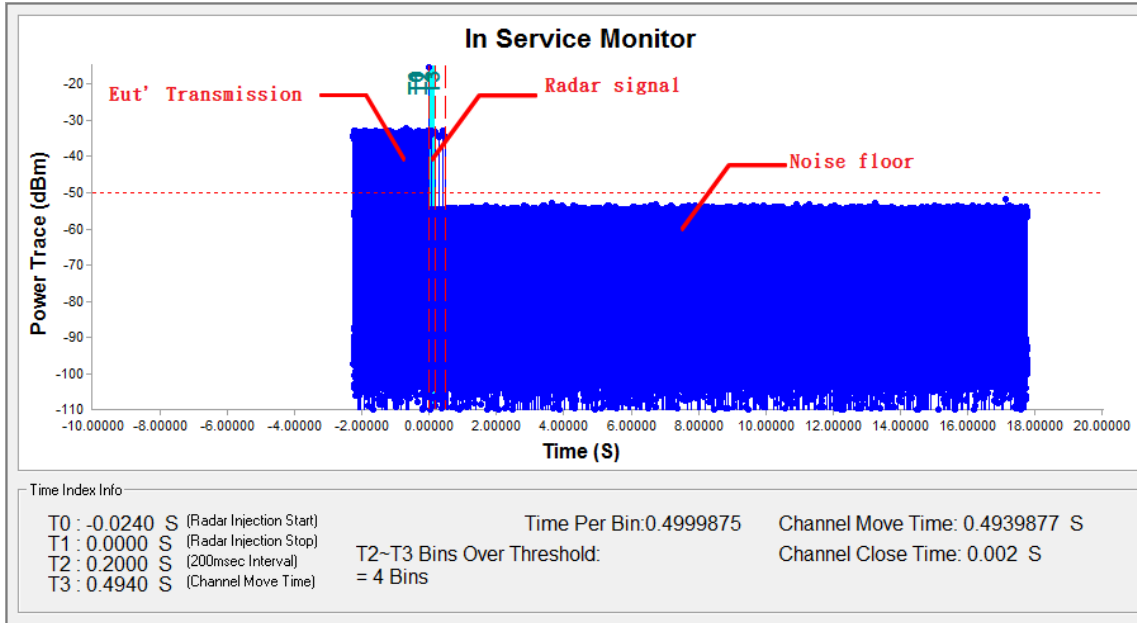


Radar Burst at the End of the Channel Availability Check Time



8.4 CHANNEL MOVE TIME AND CHANNEL CLOSING TRANSMISSION TIME

Test Mode UNII-2A, Nominal Bandwidth / Channel: 20 MHz / 5260 MHz

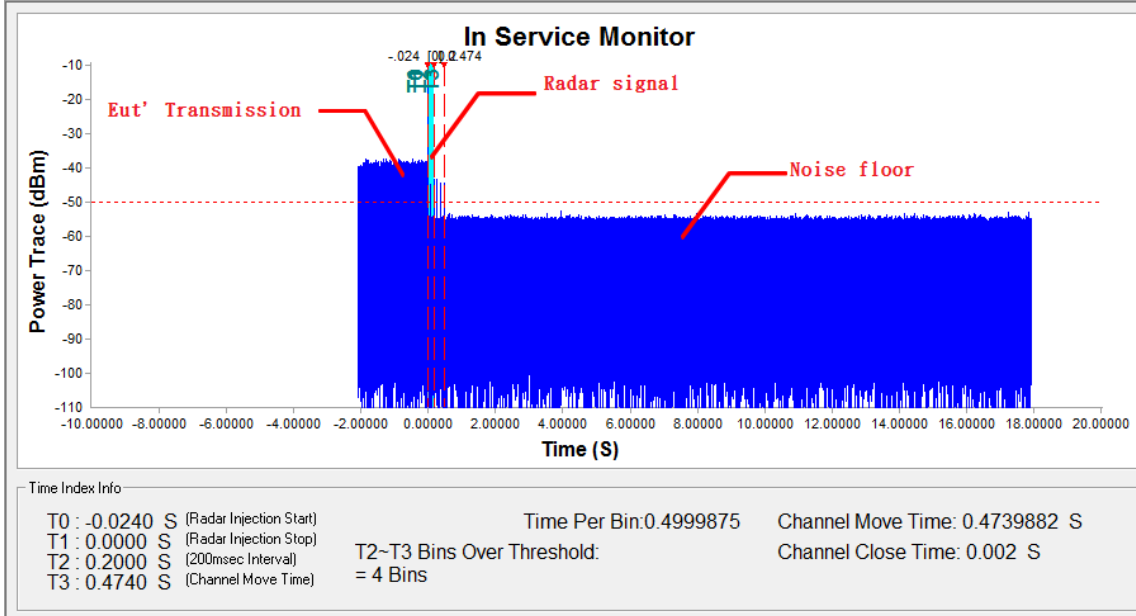


Note: T0 denotes the radar injection start.
 T1 denotes the radar injection stop.
 T2 denotes the data transmission time of 200ms from T1.
 T3 denotes the end of Channel Move Time.



Note: An expanded plot for the device vacates the channel in the required 500ms

Test Mode UNII-2A, Nominal Bandwidth / Channel: 40 MHz / 5270 MHz

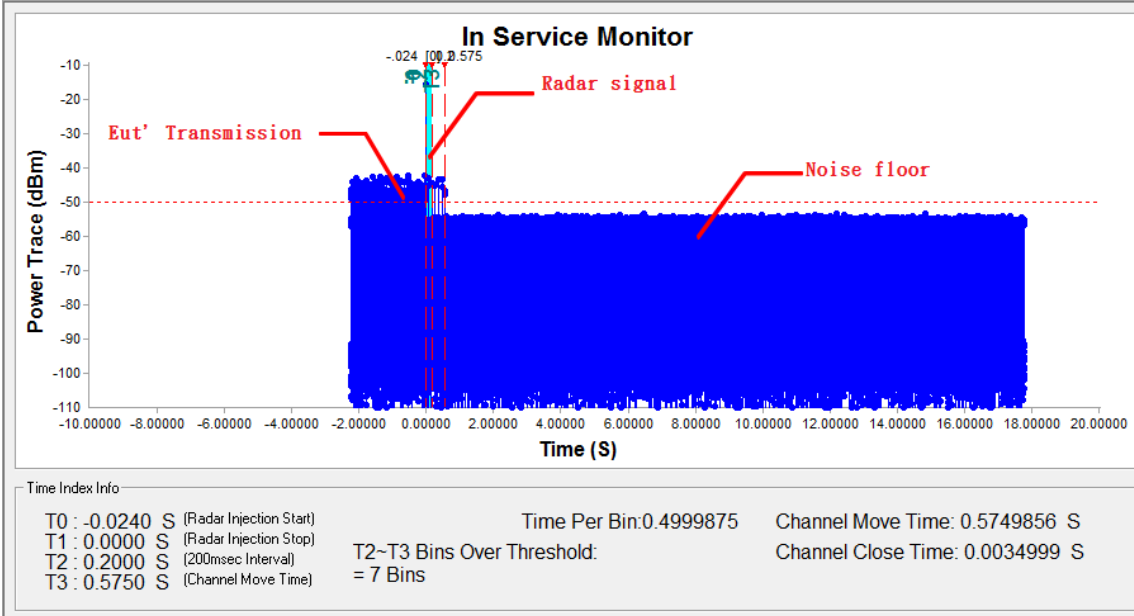


Note: T0 denotes the radar injection start.
 T1 denotes the radar injection stop.
 T2 denotes the data transmission time of 200ms from T1.
 T3 denotes the end of Channel Move Time.



Note: An expanded plot for the device vacates the channel in the required 500ms

Test Mode UNII-2A, Nominal Bandwidth / Channel: 80 MHz / 5290 MHz

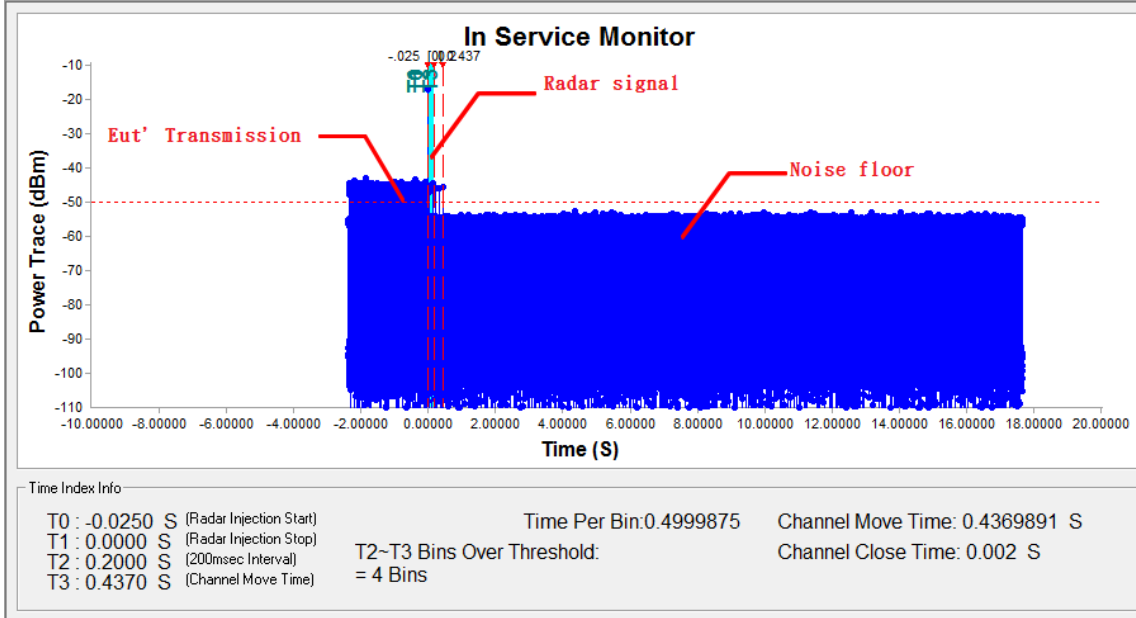


Note: T0 denotes the radar injection start.
 T1 denotes the radar injection stop.
 T2 denotes the data transmission time of 200ms from T1.
 T3 denotes the end of Channel Move Time.

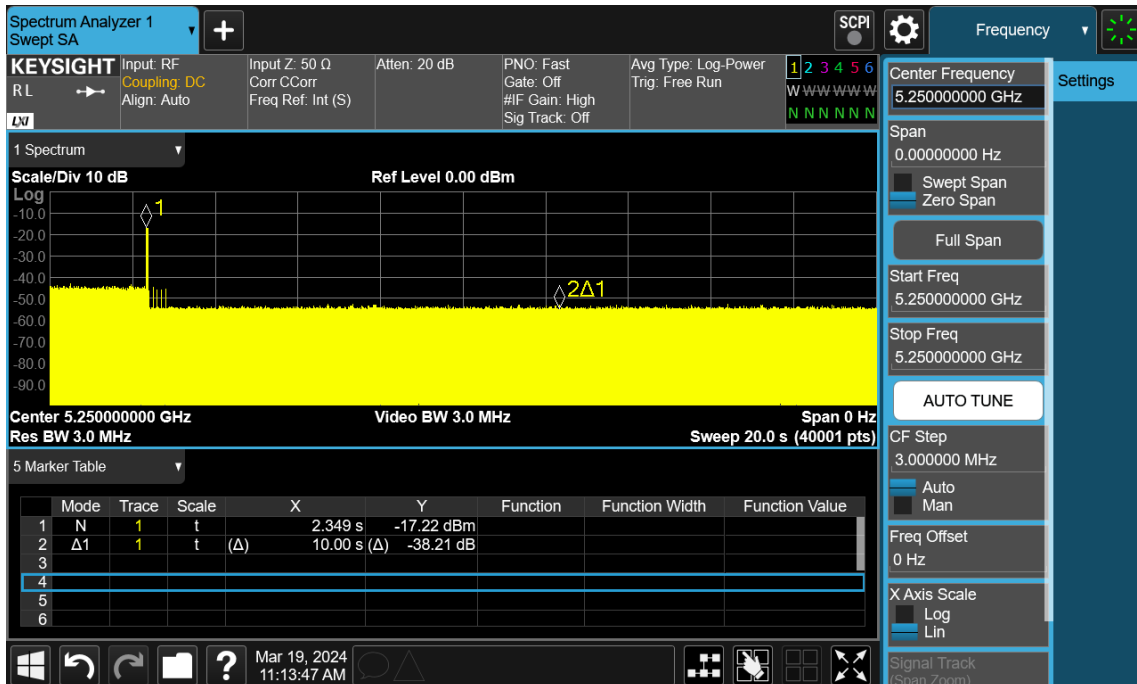


Note: An expanded plot for the device vacates the channel in the required 500ms

Test Mode UNII-2A, Nominal Bandwidth / Channel: 160 MHz / 5250 MHz



Note: T0 denotes the radar injection start.
 T1 denotes the radar injection stop.
 T2 denotes the data transmission time of 200ms from T1.
 T3 denotes the end of Channel Move Time.



Note: An expanded plot for the device vacates the channel in the required 500ms

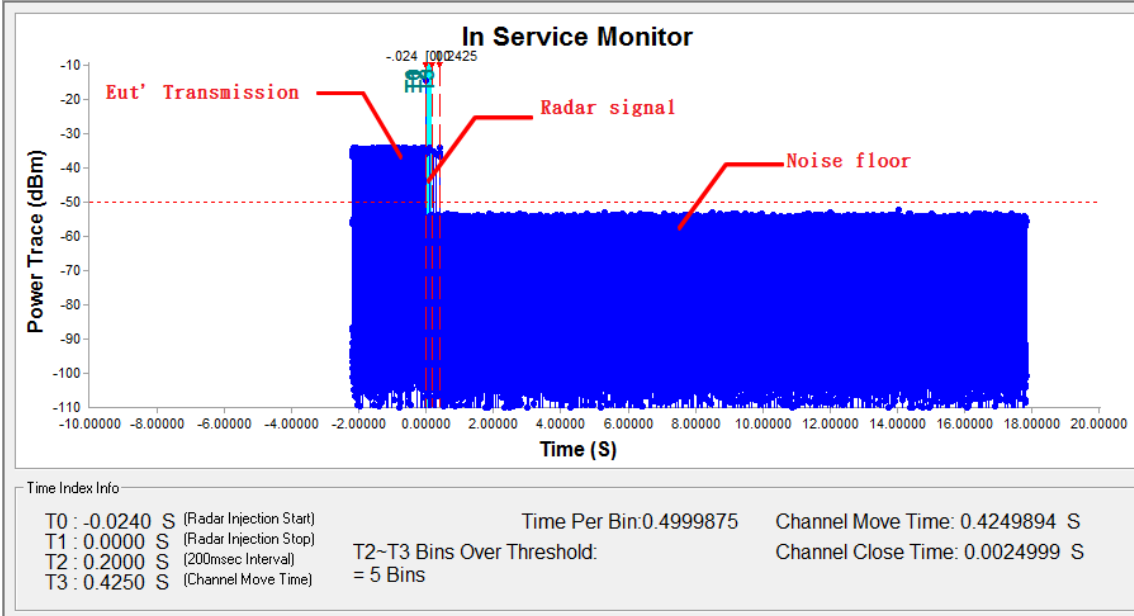
Bandwidth	20 MHz	
Item	Measured Value(s)	Limit(s)
Channel Move Time	0.4939877	10
Channel Close Time	0.002	200 milliseconds + an aggregate of 60 milliseconds over remaining 10 second period

Bandwidth	40 MHz	
Item	Measured Value(s)	Limit(s)
Channel Move Time	0.4739882	10
Channel Close Time	0.002	200 milliseconds + an aggregate of 60 milliseconds over remaining 10 second period

Bandwidth	80 MHz	
Item	Measured Value(s)	Limit(s)
Channel Move Time	0.5749856	10
Channel Close Time	0.0034999	200 milliseconds + an aggregate of 60 milliseconds over remaining 10 second period

Bandwidth	160 MHz	
Item	Measured Value(s)	Limit(s)
Channel Move Time	0.4369891	10
Channel Close Time	0.002	200 milliseconds + an aggregate of 60 milliseconds over remaining 10 second period

Test Mode UNII-2C, Nominal Bandwidth / Channel: 20 MHz / 5540 MHz

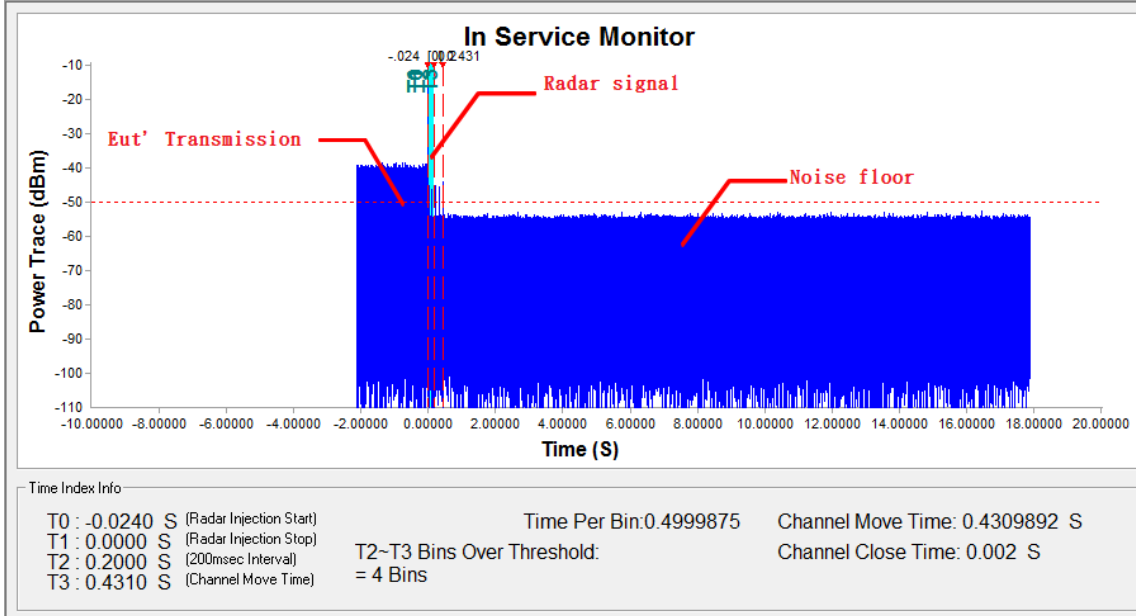


Note: T0 denotes the radar injection start.
 T1 denotes the radar injection stop.
 T2 denotes the data transmission time of 200ms from T1.
 T3 denotes the end of Channel Move Time.



Note: An expanded plot for the device vacates the channel in the required 500ms

Test Mode UNII-2C, Nominal Bandwidth / Channel: 40 MHz / 5550 MHz

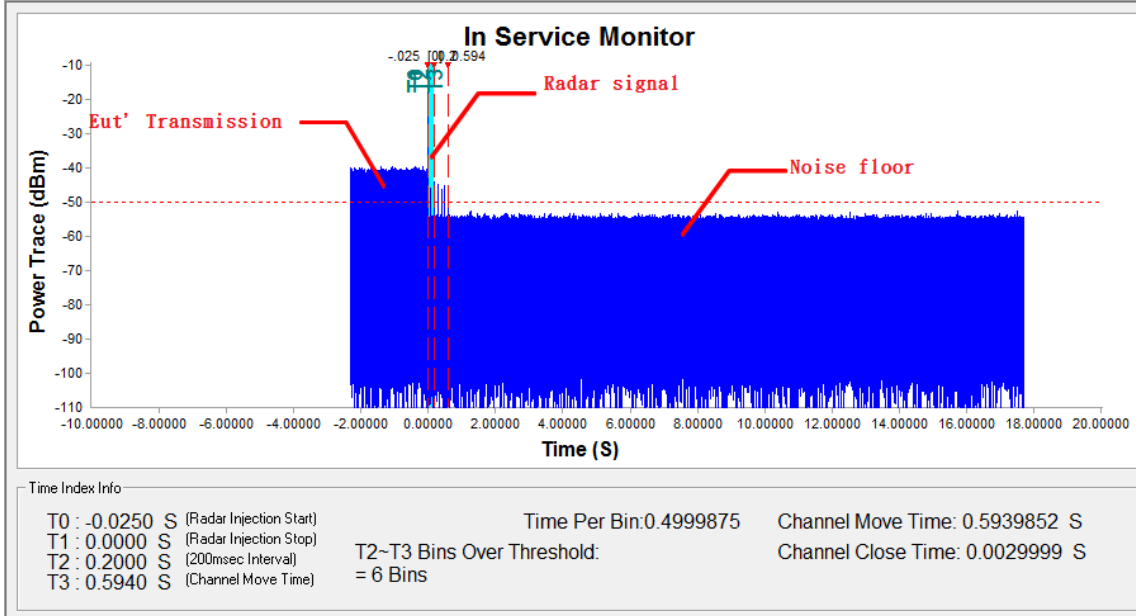


Note: T0 denotes the radar injection start.
 T1 denotes the radar injection stop.
 T2 denotes the data transmission time of 200ms from T1.
 T3 denotes the end of Channel Move Time.

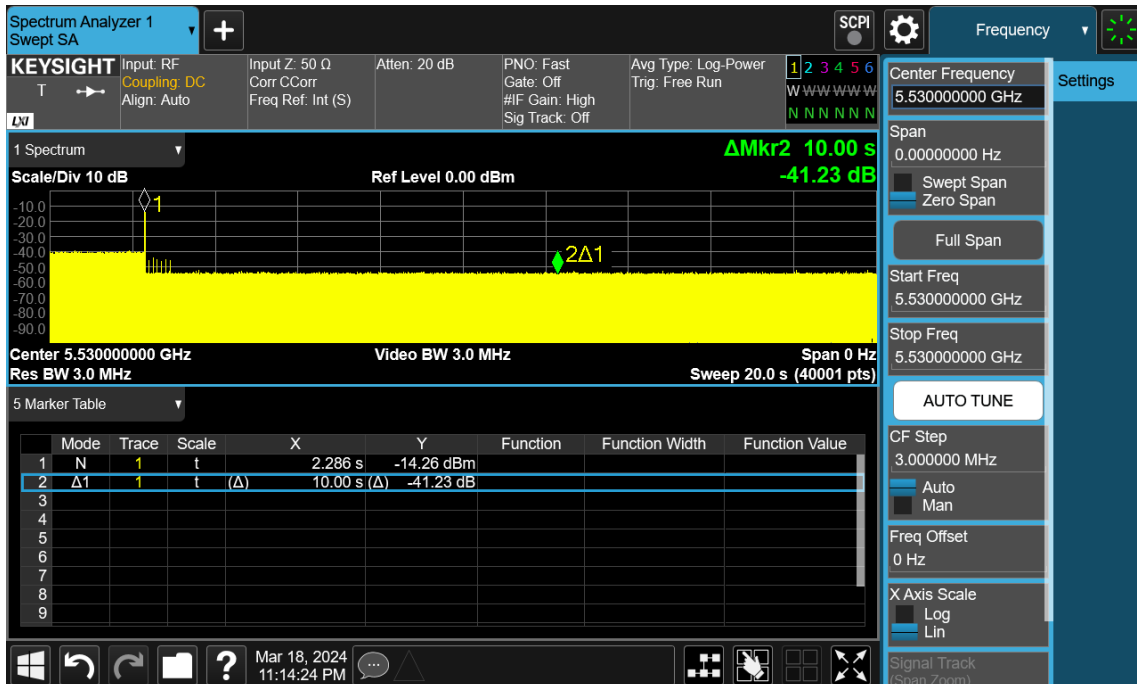


Note: An expanded plot for the device vacates the channel in the required 500ms

Test Mode UNII-2C, Nominal Bandwidth / Channel: 80 MHz / 5530 MHz

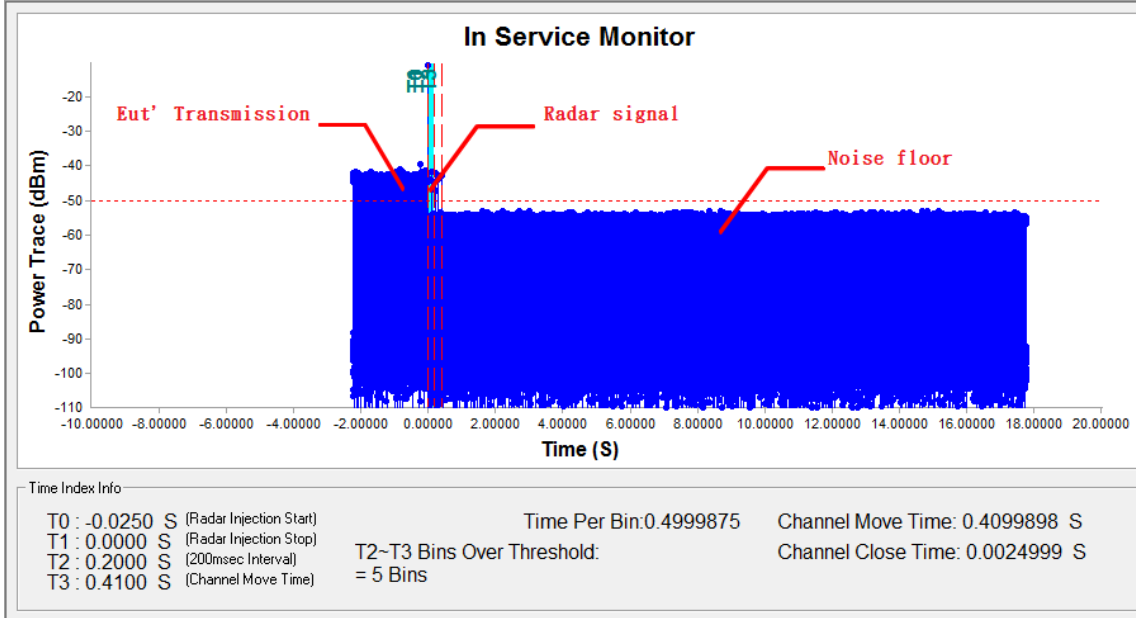


Note: T0 denotes the radar injection start.
 T1 denotes the radar injection stop.
 T2 denotes the data transmission time of 200ms from T1.
 T3 denotes the end of Channel Move Time.

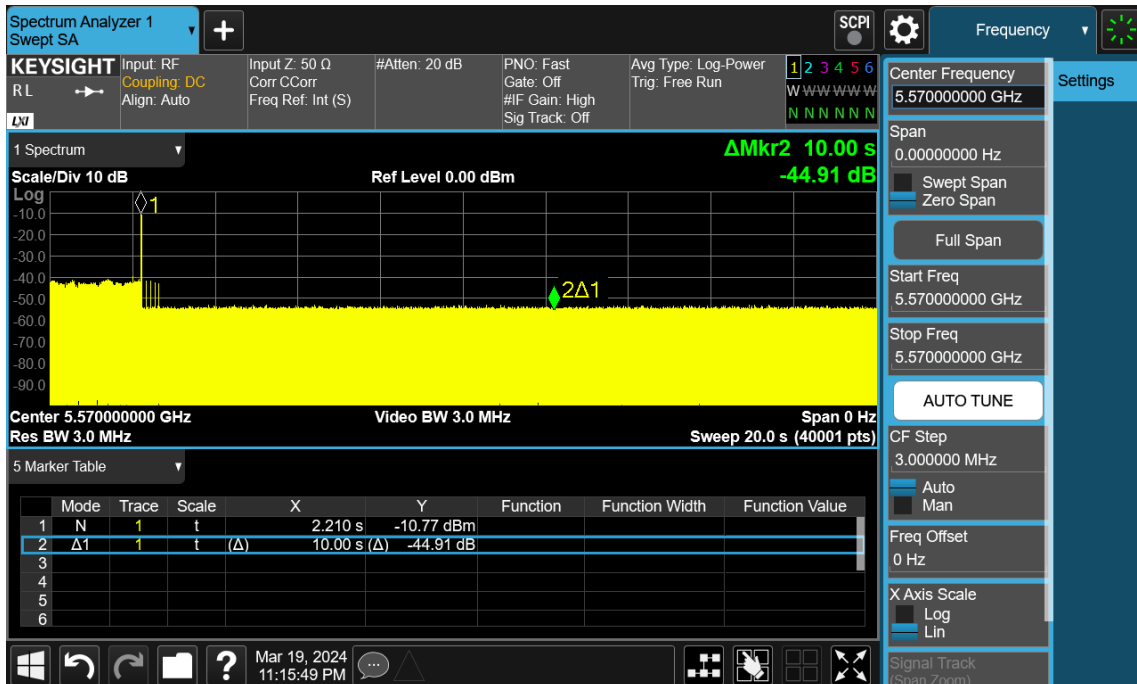


Note: An expanded plot for the device vacates the channel in the required 500ms

Test Mode UNII-2C, Nominal Bandwidth / Channel: 160 MHz / 5570 MHz



Note: T0 denotes the radar injection start.
 T1 denotes the radar injection stop.
 T2 denotes the data transmission time of 200ms from T1.
 T3 denotes the end of Channel Move Time.



Note: An expanded plot for the device vacates the channel in the required 500ms

Bandwidth	20 MHz	
Item	Measured Value(s)	Limit(s)
Channel Move Time	0.4249894	10
Channel Close Time	0.0024999	200 milliseconds + an aggregate of 60 milliseconds over remaining 10 second period

Bandwidth	40 MHz	
Item	Measured Value(s)	Limit(s)
Channel Move Time	0.4309892	10
Channel Close Time	0.002	200 milliseconds + an aggregate of 60 milliseconds over remaining 10 second period

Bandwidth	80 MHz	
Item	Measured Value(s)	Limit(s)
Channel Move Time	0.5939852	10
Channel Close Time	0.0029999	200 milliseconds + an aggregate of 60 milliseconds over remaining 10 second period

Bandwidth	160 MHz	
Item	Measured Value(s)	Limit(s)
Channel Move Time	0.4099898	10
Channel Close Time	0.0024999	200 milliseconds + an aggregate of 60 milliseconds over remaining 10 second period

8.5 PROBABILITY OF SUCCEED

Test Mode	UNII-2A, Nominal Bandwidth / Channel: 20 MHz / 5260 MHz
-----------	---

Short Pulse Radar Test Waveforms

Radar signal	Pass times	Fail times	Probability	Minimum Percentage of Successful Detection
Type 1	27	3	90%	60%
Type 2	27	3	90%	60%
Type 3	30	0	100%	60%
Type 4	29	1	97%	60%
Aggregate (Radar Types 1-4)	113	7	94%	80%

Long Pulse Radar Test Waveform

Radar signal	Pass times	Fail times	Probability	Minimum Percentage of Successful Detection
Type 5	28	2	93%	80%

Frequency Hopping Radar Test Waveform

Radar signal	Pass times	Fail times	Probability	Minimum Percentage of Successful Detection
Type 6	29	1	97%	70%

Test Mode	UNII-2A, Nominal Bandwidth / Channel: 40 MHz / 5270 MHz
-----------	---

Short Pulse Radar Test Waveforms

Radar signal	Pass times	Fail times	Probability	Minimum Percentage of Successful Detection
Type 1	29	1	97%	60%
Type 2	27	3	90%	60%
Type 3	29	1	97%	60%
Type 4	30	0	100%	60%
Aggregate (Radar Types 1-4)	115	5	96%	80%

Long Pulse Radar Test Waveform

Radar signal	Pass times	Fail times	Probability	Minimum Percentage of Successful Detection
Type 5	28	2	93%	80%

Frequency Hopping Radar Test Waveform

Radar signal	Pass times	Fail times	Probability	Minimum Percentage of Successful Detection
Type 6	29	1	97%	70%

Test Mode	UNII-2A, Nominal Bandwidth / Channel: 80 MHz / 5290 MHz
-----------	---

Short Pulse Radar Test Waveforms

Radar signal	Pass times	Fail times	Probability	Minimum Percentage of Successful Detection
Type 1	30	0	100%	60%
Type 2	26	4	87%	60%
Type 3	29	1	97%	60%
Type 4	29	1	97%	60%
Aggregate (Radar Types 1-4)	114	6	95%	80%

Long Pulse Radar Test Waveform

Radar signal	Pass times	Fail times	Probability	Minimum Percentage of Successful Detection
Type 5	28	2	93%	80%

Frequency Hopping Radar Test Waveform

Radar signal	Pass times	Fail times	Probability	Minimum Percentage of Successful Detection
Type 6	30	0	100%	70%

Test Mode	UNII-2A, Nominal Bandwidth / Channel: 160 MHz / 5250 MHz
-----------	--

Short Pulse Radar Test Waveforms

Radar signal	Pass times	Fail times	Probability	Minimum Percentage of Successful Detection
Type 1	27	3	90%	60%
Type 2	27	3	90%	60%
Type 3	29	1	97%	60%
Type 4	30	0	100%	60%
Aggregate (Radar Types 1-4)	113	7	94%	80%

Long Pulse Radar Test Waveform

Radar signal	Pass times	Fail times	Probability	Minimum Percentage of Successful Detection
Type 5	28	2	93%	80%

Frequency Hopping Radar Test Waveform

Radar signal	Pass times	Fail times	Probability	Minimum Percentage of Successful Detection
Type 6	29	1	97%	70%

Test Mode	UNII-2C, Nominal Bandwidth / Channel: 20 MHz / 5540 MHz
-----------	---

Short Pulse Radar Test Waveforms

Radar signal	Pass times	Fail times	Probability	Minimum Percentage of Successful Detection
Type 1	27	3	90%	60%
Type 2	28	2	93%	60%
Type 3	27	3	90%	60%
Type 4	29	1	97%	60%
Aggregate (Radar Types 1-4)	111	9	93%	80%

Long Pulse Radar Test Waveform

Radar signal	Pass times	Fail times	Probability	Minimum Percentage of Successful Detection
Type 5	30	0	100%	80%

Frequency Hopping Radar Test Waveform

Radar signal	Pass times	Fail times	Probability	Minimum Percentage of Successful Detection
Type 6	29	1	97%	70%

Test Mode	UNII-2C, Nominal Bandwidth / Channel: 40 MHz / 5550 MHz
-----------	---

Short Pulse Radar Test Waveforms

Radar signal	Pass times	Fail times	Probability	Minimum Percentage of Successful Detection
Type 1	30	0	100%	60%
Type 2	30	0	100%	60%
Type 3	28	2	93%	60%
Type 4	29	1	97%	60%
Aggregate (Radar Types 1-4)	117	3	98%	80%

Long Pulse Radar Test Waveform

Radar signal	Pass times	Fail times	Probability	Minimum Percentage of Successful Detection
Type 5	29	1	97%	80%

Frequency Hopping Radar Test Waveform

Radar signal	Pass times	Fail times	Probability	Minimum Percentage of Successful Detection
Type 6	29	1	97%	70%

Test Mode	UNII-2C, Nominal Bandwidth / Channel: 80 MHz / 5530 MHz
-----------	---

Short Pulse Radar Test Waveforms

Radar signal	Pass times	Fail times	Probability	Minimum Percentage of Successful Detection
Type 1	28	2	93%	60%
Type 2	29	1	97%	60%
Type 3	27	3	90%	60%
Type 4	27	3	90%	60%
Aggregate (Radar Types 1-4)	111	9	93%	80%

Long Pulse Radar Test Waveform

Radar signal	Pass times	Fail times	Probability	Minimum Percentage of Successful Detection
Type 5	28	2	93%	80%

Frequency Hopping Radar Test Waveform

Radar signal	Pass times	Fail times	Probability	Minimum Percentage of Successful Detection
Type 6	30	0	100%	70%

Test Mode	UNII-2C, Nominal Bandwidth / Channel: 160 MHz / 5570 MHz
-----------	--

Short Pulse Radar Test Waveforms

Radar signal	Pass times	Fail times	Probability	Minimum Percentage of Successful Detection
Type 1	29	1	97%	60%
Type 2	27	3	90%	60%
Type 3	28	2	93%	60%
Type 4	28	2	93%	60%
Aggregate (Radar Types 1-4)	112	8	93%	80%

Long Pulse Radar Test Waveform

Radar signal	Pass times	Fail times	Probability	Minimum Percentage of Successful Detection
Type 5	28	2	93%	80%

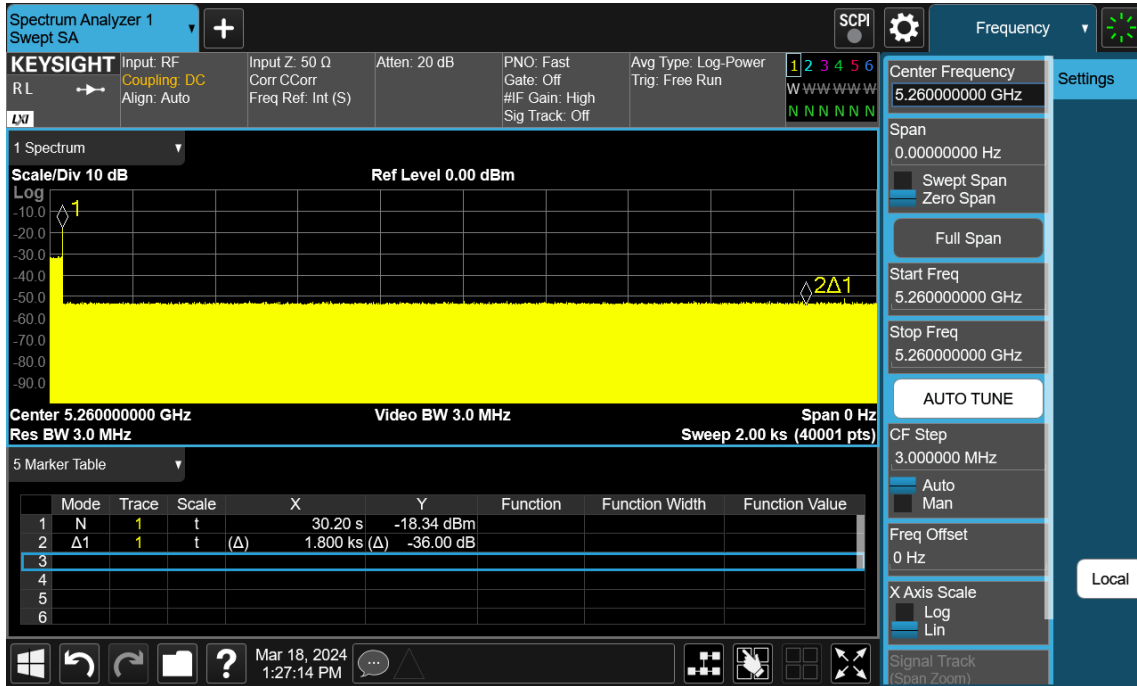
Frequency Hopping Radar Test Waveform

Radar signal	Pass times	Fail times	Probability	Minimum Percentage of Successful Detection
Type 6	30	0	100%	70%

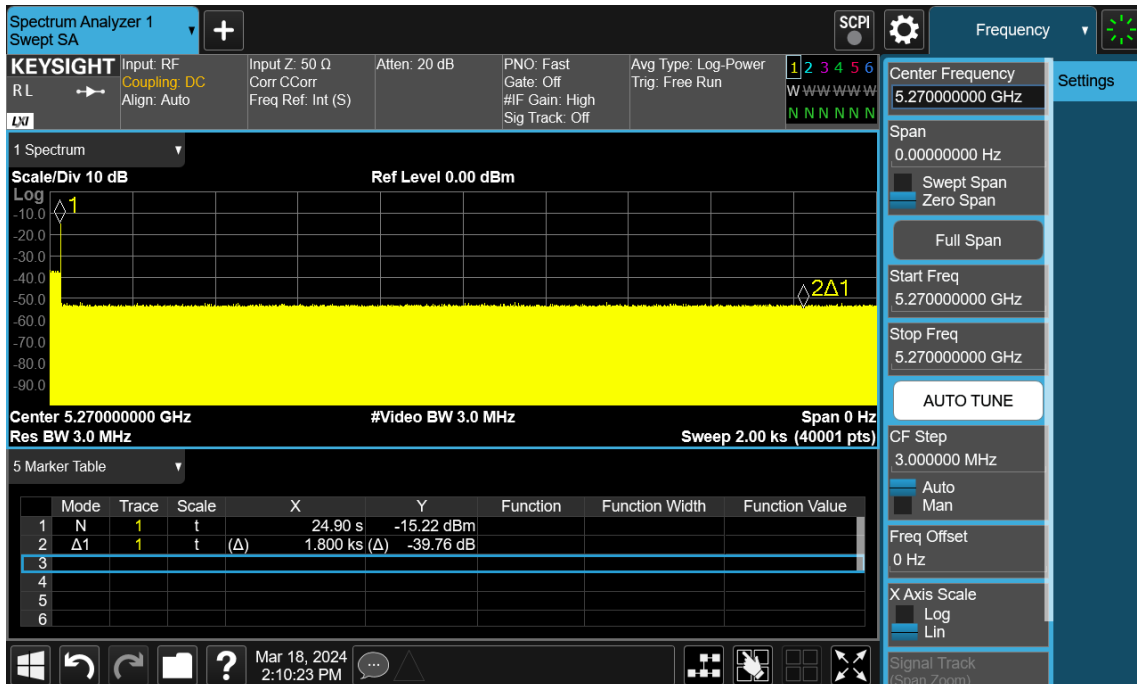
8.6 NON-OCCUPANCY PERIOD

During the 30 minutes observation time, UUT did not make any transmissions on a channel after a radar signal was detected on that channel by either the Channel Availability Check or the In-Service Monitoring.

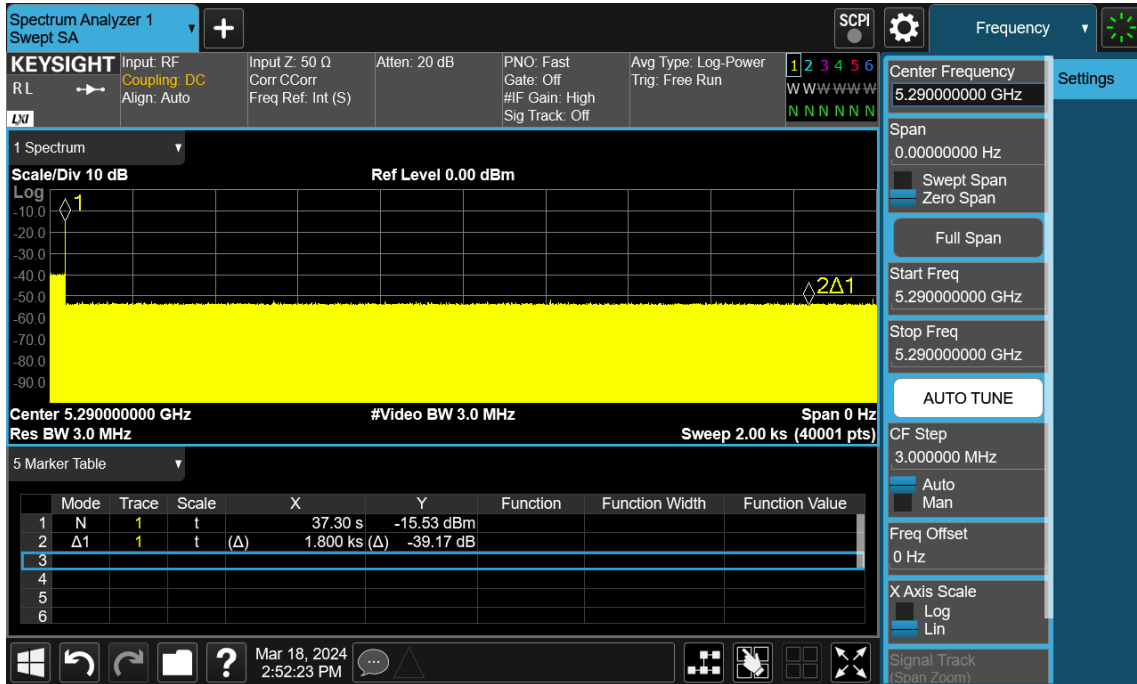
Test Mode: UNII-2A, Nominal Bandwidth / Channel: 20 MHz / 5260 MHz



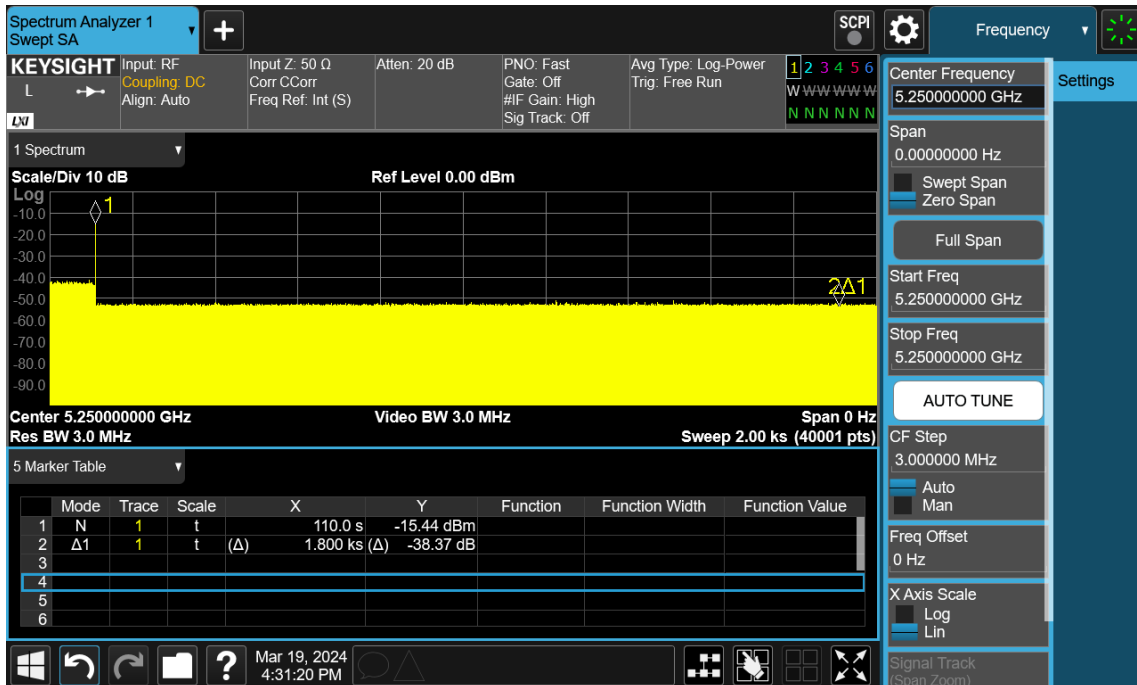
Test Mode: UNII-2A, Nominal Bandwidth / Channel: 40 MHz / 5270 MHz



Test Mode: UNII-2A, Nominal Bandwidth / Channel: 80 MHz / 5290 MHz



Test Mode: UNII-2A, Nominal Bandwidth / Channel: 160 MHz / 5250 MHz



Test Mode: UNII-2C, Nominal Bandwidth / Channel: 20 MHz / 5540 MHz



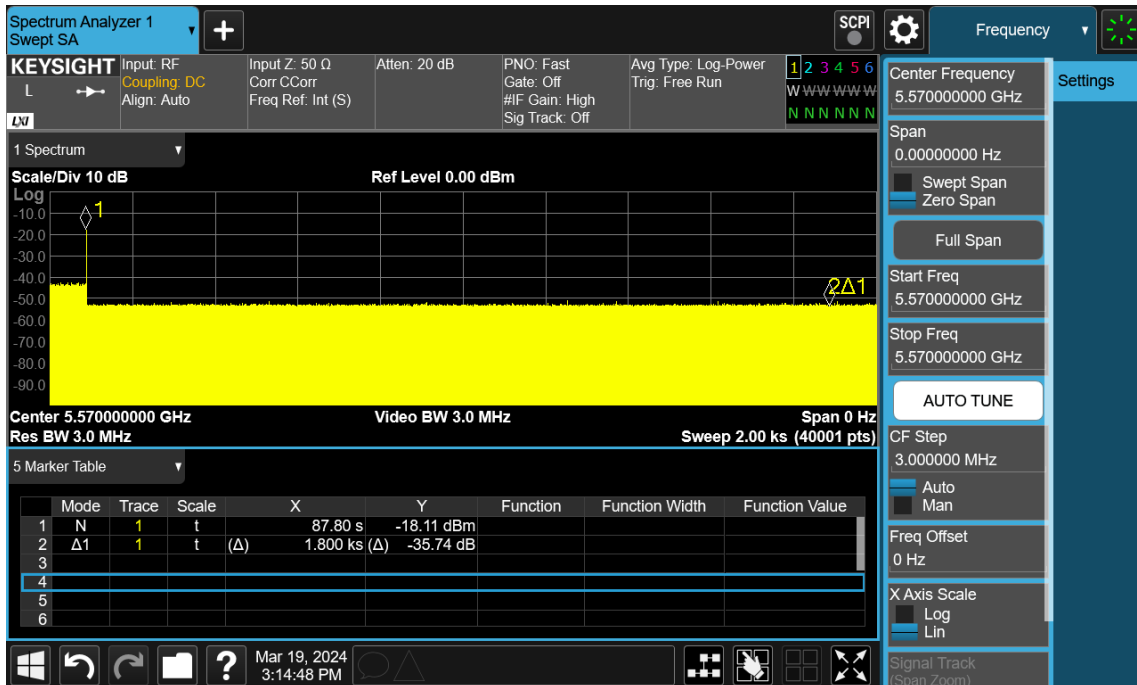
Test Mode: UNII-2C, Nominal Bandwidth / Channel: 40 MHz / 5550 MHz



Test Mode: UNII-2C, Nominal Bandwidth / Channel: 80 MHz / 5530 MHz



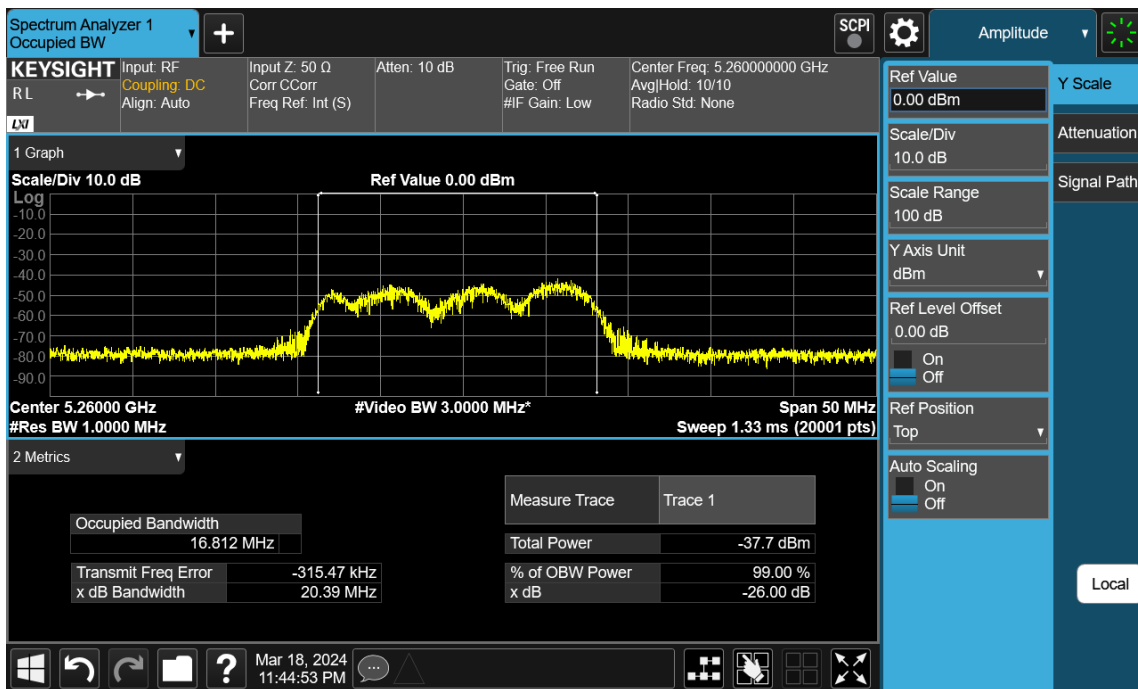
Test Mode: UNII-2C, Nominal Bandwidth / Channel: 160 MHz / 5570 MHz



8.7 U-NII DETECTION BANDWIDTH

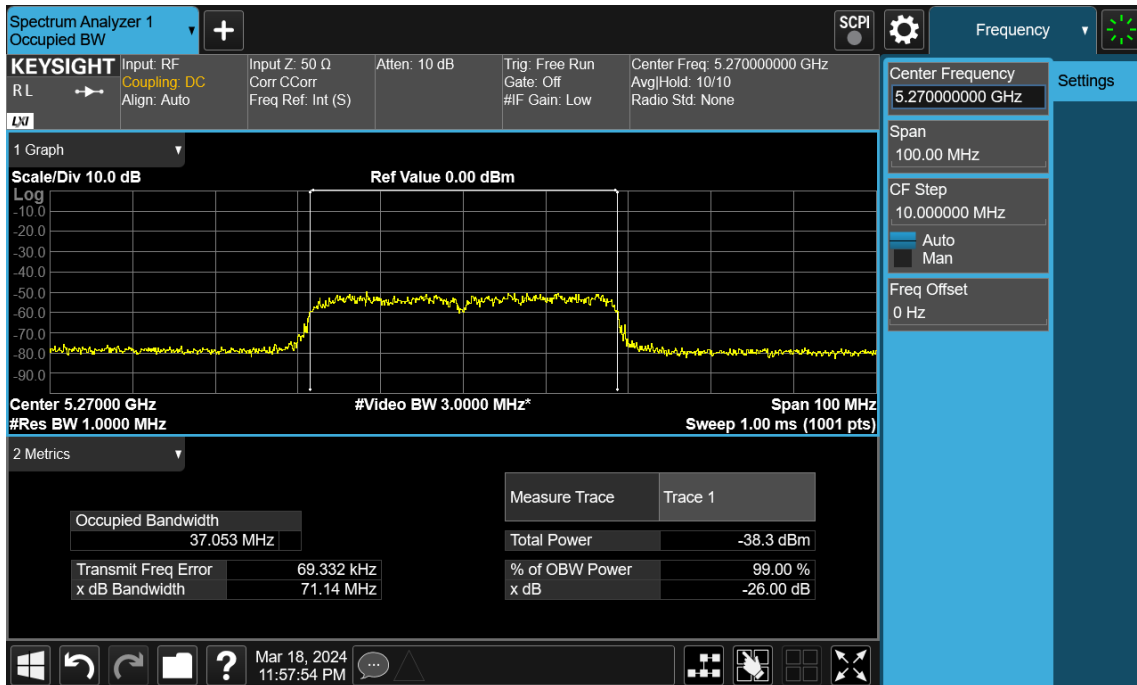
Test Mode	UNII-2A, Nominal Bandwidth / Channel: 20 MHz / 5260 MHz
-----------	---

Detection Bandwidth test transmission	20M										
EUT FREQUENCY	5260M										
EUT power bandwidth	16.812MHz										
Detection Bandwidth limit(100%of EUT 99% Power bandwidth)	16.812MHz										
Detection Bandwidth(5270(FH)-5250(FL))	21										
Test Result	PASS										
	DFS Detection Trials (1=Detection, 0= No Detection)										
Radar Freq (MHz)	1	2	3	4	5	6	7	8	9	10	Detection Rate (%)
5250	1	1	1	1	1	1	1	1	1	1	100
5255	1	1	1	1	1	1	1	1	1	1	100
5260	1	1	1	1	1	1	1	1	1	1	100
5265	1	1	1	1	1	1	1	1	1	1	100
5270(FH)	1	1	1	1	1	1	1	1	1	1	100



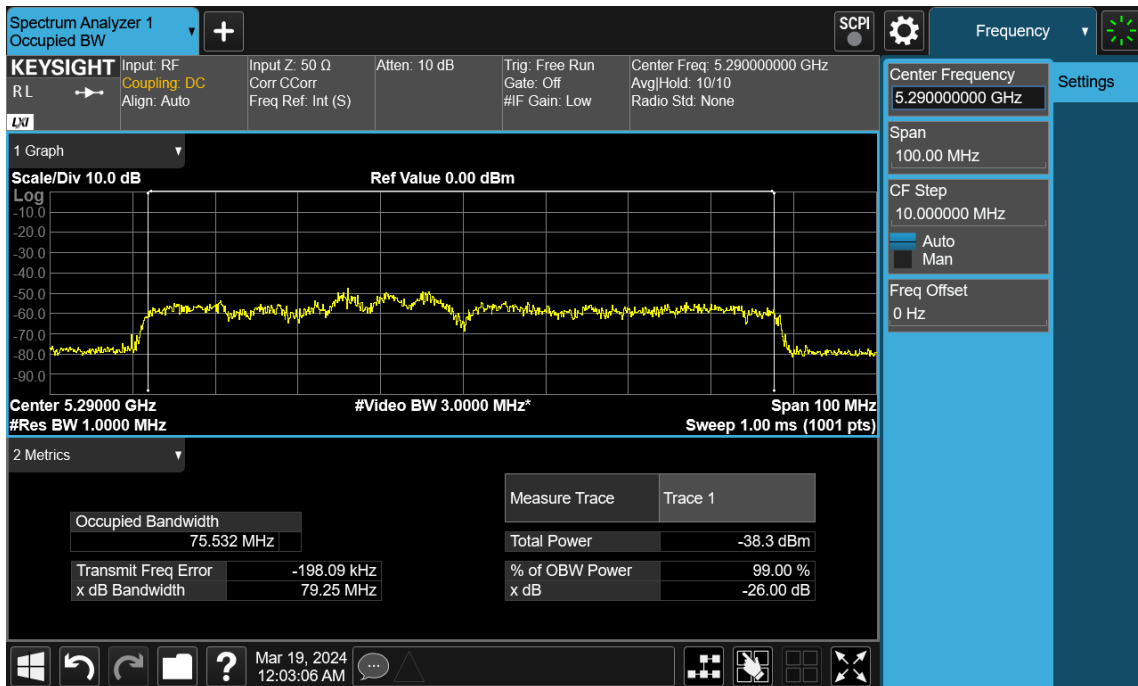
Test Mode UNII-2A, Nominal Bandwidth / Channel: 40 MHz / 5270 MHz

Detection Bandwidth test transmission	40M										
EUT FREQUENCY	5270M										
EUT power bandwidth	37.053MHZ										
Detection Bandwidth limit(100%of EUT 99% Power bandwidth)	37.053MHz										
Detection Bandwidth(5290(FH)-5250(FL))	41										
Test Result	PASS										
	DFS Detection Trials (1=Detection, 0= No Detection)										
Radar Freq (MHz)	1	2	3	4	5	6	7	8	9	10	Detection Rate (%)
5250(FL)	1	1	1	1	1	1	1	1	1	1	100
5255	1	1	1	1	1	1	1	1	1	1	100
5260	1	1	1	1	1	1	1	1	1	1	100
5265	1	1	1	1	1	1	1	1	1	1	100
5270	1	1	1	1	1	1	1	1	1	1	100
5275	1	1	1	1	1	1	1	1	1	1	100
5280	1	1	1	1	1	1	1	1	1	1	100
5285	1	1	1	1	1	1	1	1	1	1	100
5290(FH)	1	1	1	1	1	1	1	1	1	1	100



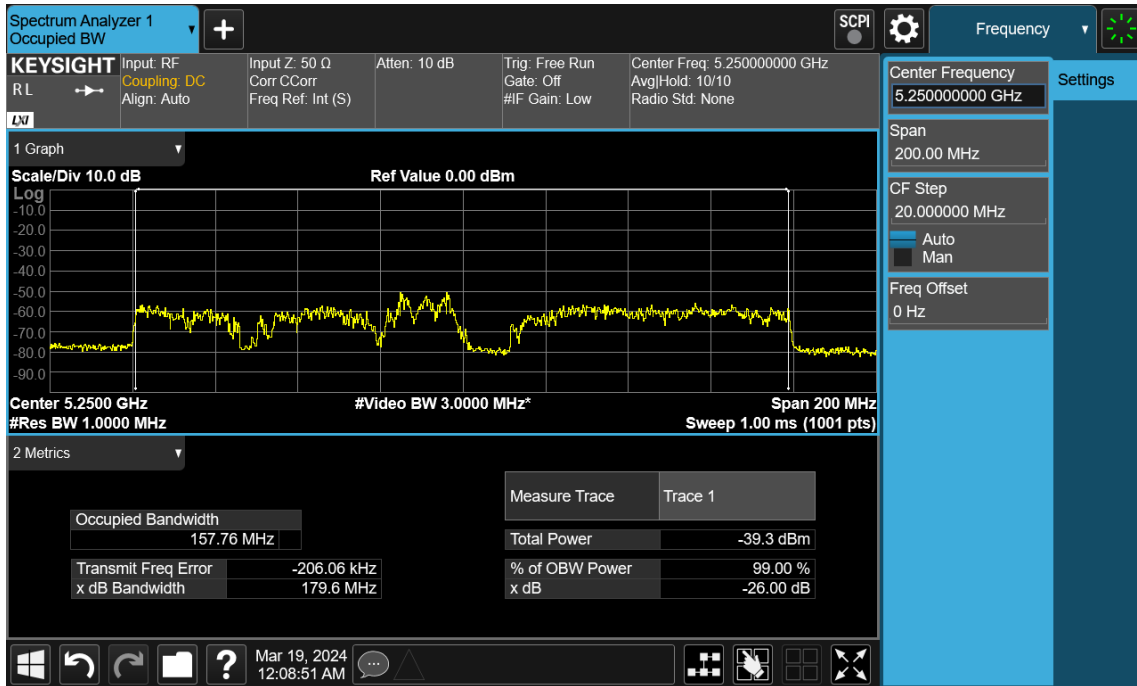
Test Mode UNII-2A, Nominal Bandwidth / Channel: 80 MHz / 5290 MHz

Detection Bandwidth test transmission	80M										
EUT FREQUENCY	5290M										
EUT power bandwidth	75.532MHz										
Detection Bandwidth limit(100%of EUT 99% Power bandwidth)	75.532MHz										
Detection Bandwidth(5330(FH)-5250(FL))	81										
Test Result	PASS										
	DFS Detection Trials (1=Detection, 0= No Detection)										
Radar Freq (MHz)	1	2	3	4	5	6	7	8	9	10	Detection Rate (%)
5250(FL)	1	1	1	1	1	1	1	1	1	1	100
5255	1	1	1	1	1	1	1	1	1	1	100
5260	1	1	1	1	1	1	1	1	1	1	100
5265	1	1	1	1	1	1	1	1	1	1	100
5270	1	1	1	1	1	1	1	1	1	1	100
5275	1	1	1	1	1	1	1	1	1	1	100
5280	1	1	1	1	1	1	1	1	1	1	100
5285	1	1	1	1	1	1	1	1	1	1	100
5290	1	1	1	1	1	1	1	1	1	1	100
5295	1	1	1	1	1	1	1	1	1	1	100
5300	1	1	1	1	1	1	1	1	1	1	100
5305	1	1	1	1	1	1	1	1	1	1	100
5310	1	1	1	1	1	1	1	1	1	1	100
5315	1	1	1	1	1	1	1	1	1	1	100
5320	1	1	1	1	1	1	1	1	1	1	100
5325	1	1	1	1	1	1	1	1	1	1	100
5330(FH)	1	1	1	1	1	1	1	1	1	1	100



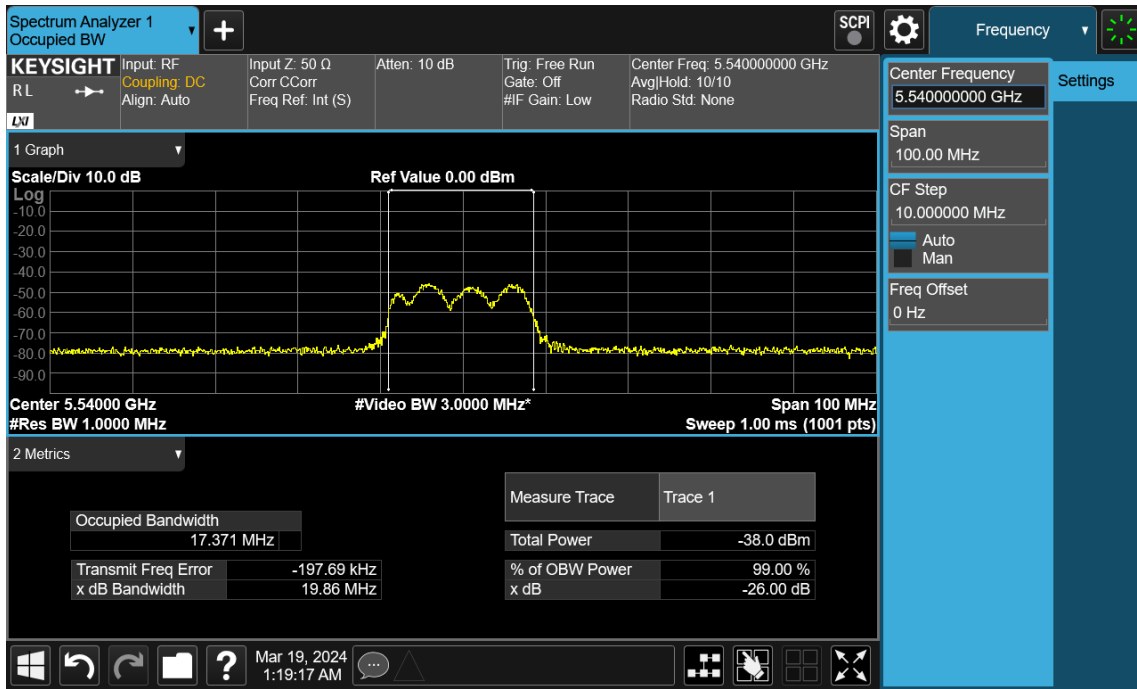
Test Mode UNII-2A, Nominal Bandwidth / Channel: 160 MHz / 5250 MHz

Detection Bandwidth test transmission	160M										
EUT FREQUENCY	5250M										
EUT power bandwidth	157.76MHz										
Detection Bandwidth limit(100%of EUT 99% Power bandwidth)	157.76MHz										
Detection Bandwidth(5330(FH)-5170(FL))	81										
Test Result	PASS										
	DFS Detection Trials (1=Detection, 0= No Detection)										
Radar Freq (MHz)	1	2	3	4	5	6	7	8	9	10	Detection Rate (%)
5250	1	1	1	1	1	1	1	1	1	1	100%
5255	1	1	1	1	1	1	1	1	1	1	100%
5260	1	1	1	1	1	1	1	1	1	1	100%
5265	1	1	1	1	1	1	1	1	1	1	100%
5270	1	1	1	1	1	1	1	1	1	1	100%
5275	1	1	1	1	1	1	1	1	1	1	100%
5280	1	1	1	1	1	1	1	1	1	1	100%
5285	1	1	1	1	1	1	1	1	1	1	100%
5290	1	1	1	1	1	1	1	1	1	1	100%
5295	1	1	1	1	1	1	1	1	1	1	100%
5300	1	1	1	1	1	1	1	1	1	1	100%
5305	1	1	1	1	1	1	1	1	1	1	100%
5310	1	1	1	1	1	1	1	1	1	1	100%
5315	1	1	1	1	1	1	1	1	1	1	100%
5320	1	1	1	1	1	1	1	1	1	1	100%
5325	1	1	1	1	1	1	1	1	1	1	100%
5330	1	1	1	1	1	1	1	1	1	1	100%



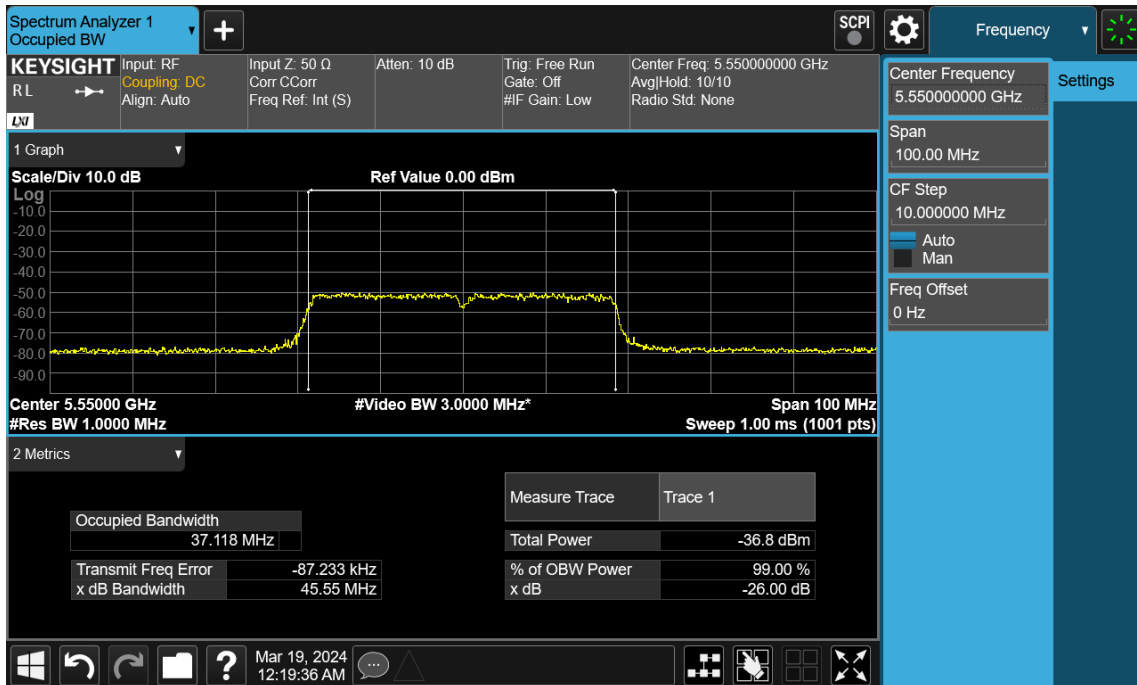
Test Mode UNII-2C, Nominal Bandwidth / Channel: 20 MHz / 5540 MHz

Detection Bandwidth test transmission		20M										
EUT FREQUENCY		5540M										
EUT power bandwidth		17.371MHz										
Detection Bandwidth limit(100%of EUT 99% Power bandwidth)		17.371MHz										
Detection Bandwidth(5549(F) 5550(FH) 5530(FL))		21										
Test Result		PASS										
		DFS Detection Trials (1=Detection, 0= No Detection)										
Radar Freq (MHz)		1	2	3	4	5	6	7	8	9	10	Detection Rate (%)
5530(FL)		1	1	1	1	1	1	1	1	1	1	100
5535		1	1	1	1	1	1	1	1	1	1	100
5540		1	1	1	1	1	1	1	1	1	1	100
5545		1	1	1	1	1	1	1	1	1	1	100
5550(FH)		1	1	1	1	1	1	1	1	1	1	100



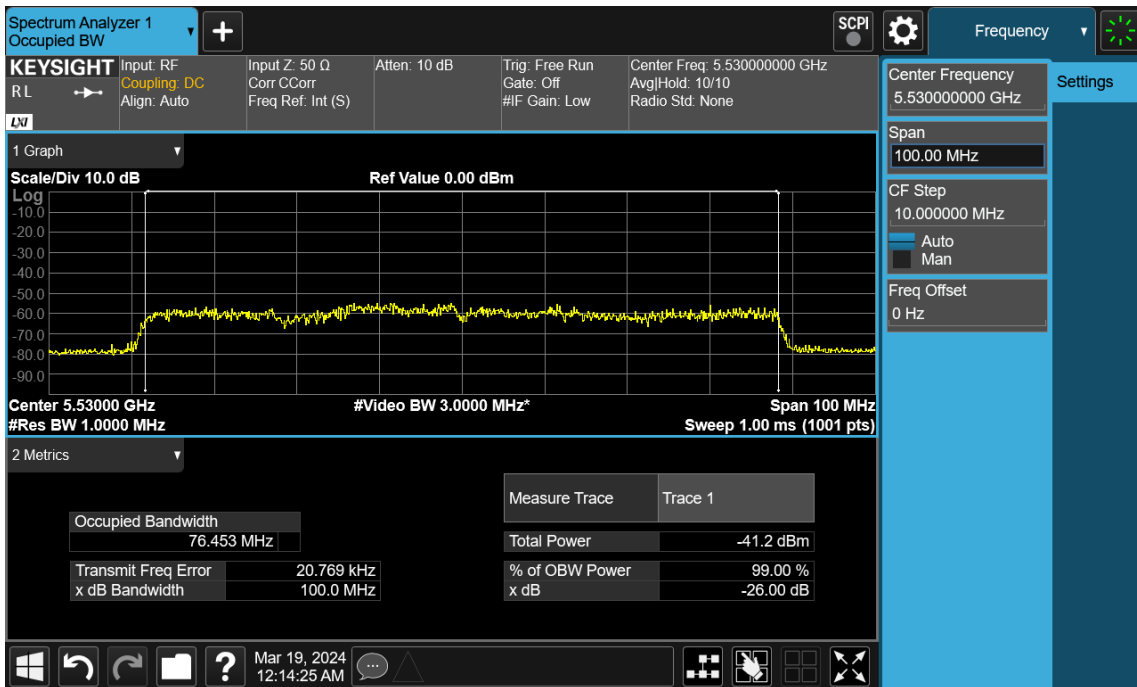
Test Mode UNII-2C, Nominal Bandwidth / Channel: 40 MHz / 5550 MHz

Detection Bandwidth test transmission	40M										
EUT FREQUENCY	5550M										
EUT power bandwidth	37.118MHz										
Detection Bandwidth limit(100%of EUT 99% Power bandwidth)	37.118MHz										
Detection Bandwidth(5570(FH)-5530(FL))	41										
Test Result	PASS										
	DFS Detection Trials (1=Detection, 0= No Detection)										
Radar Freq (MHz)	1	2	3	4	5	6	7	8	9	10	Detection Rate (%)
5530(FL)	1	1	1	1	1	1	1	1	1	1	100
5535	1	1	1	1	1	1	1	1	1	1	100
5540	1	1	1	1	1	1	1	1	1	1	100
5545	1	1	1	1	1	1	1	1	1	1	100
5550	1	1	1	1	1	1	1	1	1	1	100
5555	1	1	1	1	1	1	1	1	1	1	100
5560	1	1	1	1	1	1	1	1	1	1	100
5565	1	1	1	1	1	1	1	1	1	1	100
5570(FH)	1	1	1	1	1	1	1	1	1	1	100



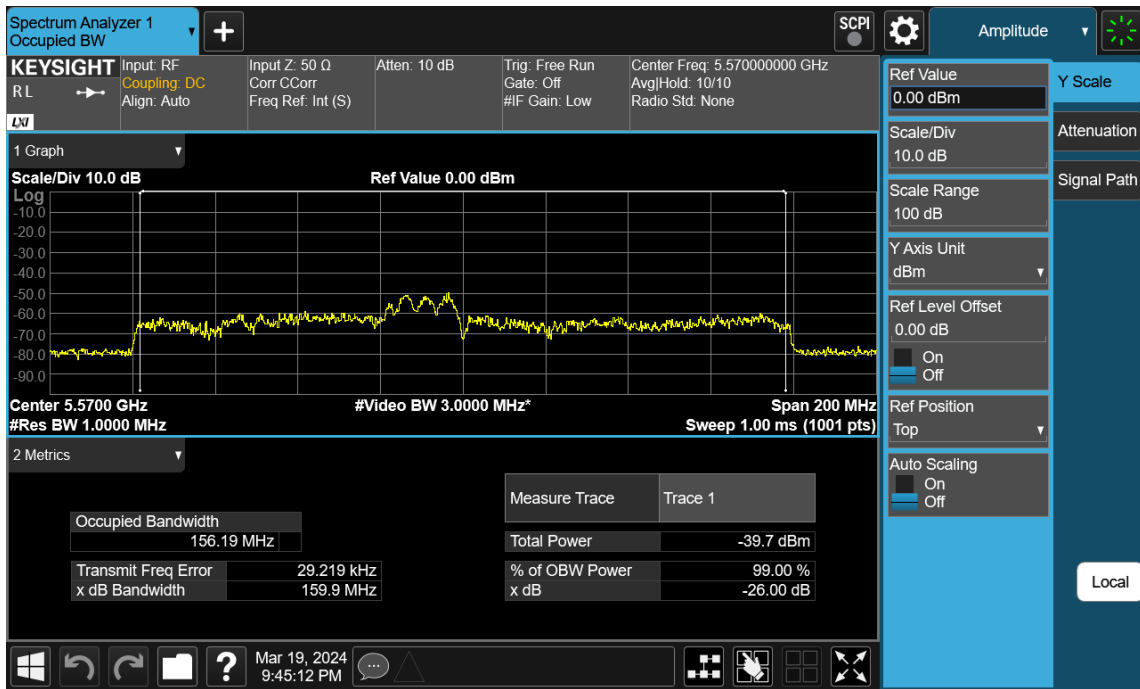
Test Mode UNII-2C, Nominal Bandwidth / Channel: 80 MHz / 5530 MHz

Detection Bandwidth test transmission	80M										
EUT FREQUENCY	5530M										
EUT power bandwidth	76.453MHz										
Detection Bandwidth limit(100%of EUT 99% Power bandwidth)	76.453MHz										
Detection Bandwidth(5570(FH)-5490(FL))	81										
Test Result	PASS										
	DFS Detection Trials (1=Detection, 0= No Detection)										
Radar Freq (MHz)	1	2	3	4	5	6	7	8	9	10	Detection Rate (%)
5490(FL)	1	1	1	1	1	1	1	1	1	1	100
5495	1	1	1	1	1	1	1	1	1	1	100
5500	1	1	1	1	1	1	1	1	1	1	100
5505	1	1	1	1	1	1	1	1	1	1	100
5510	1	1	1	1	1	1	1	1	1	1	100
5515	1	1	1	1	1	1	1	1	1	1	100
5520	1	1	1	1	1	1	1	1	1	1	100
5525	1	1	1	1	1	1	1	1	1	1	100
5530	1	1	1	1	1	1	1	1	1	1	100
5535	1	1	1	1	1	1	1	1	1	1	100
5540	1	1	1	1	1	1	1	1	1	1	100
5545	1	1	1	1	1	1	1	1	1	1	100
5550	1	1	1	1	1	1	1	1	1	1	100
5555	1	1	1	1	1	1	1	1	1	1	100
5560	1	1	1	1	1	1	1	1	1	1	100
5565	1	1	1	1	1	1	1	1	1	1	100
5570(FH)	1	1	1	1	1	1	1	1	1	1	100



Test Mode	UNII-2C, Nominal Bandwidth / Channel: 160 MHz / 5570 MHz
-----------	--

Detection Bandwidth test transmission		160M									
EUT FREQUENCY		5570M									
EUT power bandwidth		156.19MHz									
Detection Bandwidth limit(100%of EUT 99% Power bandwidth)		156.19MHz									
Detection Bandwidth(5650(FH)-5490(FL))		161									
Test Result	PASS										
	DFS Detection Trials (1=Detection, 0= No Detection)										
Radar Freq (MHz)	1	2	3	4	5	6	7	8	9	10	Detection Rate (%)
5490(FL)	1	1	1	1	1	1	1	1	1	1	100%
5495	1	1	1	1	1	1	1	1	1	1	100%
5500	1	1	1	1	1	1	1	1	1	1	100%
5505	1	1	1	1	1	1	1	1	1	1	100%
5510	1	1	1	1	1	1	1	1	1	1	100%
5515	1	1	1	1	1	1	1	1	1	1	100%
5520	1	1	1	1	1	1	1	1	1	1	100%
5525	1	1	1	1	1	1	1	1	1	1	100%
5530	1	1	1	1	1	1	1	1	1	1	100%
5535	1	1	1	1	1	1	1	1	1	1	100%
5540	1	1	1	1	1	1	1	1	1	1	100%
5545	1	1	1	1	1	1	1	1	1	1	100%
5550	1	1	1	1	1	1	1	1	1	1	100%
5555	1	1	1	1	1	1	1	1	1	1	100%
5560	1	1	1	1	1	1	1	1	1	1	100%
5565	1	1	1	1	1	1	1	1	1	1	100%
5570	1	1	1	1	1	1	1	1	1	1	100%
5575	1	1	1	1	1	1	1	1	1	1	100%
5580	1	1	1	1	1	1	1	1	1	1	100%
5585	1	1	1	1	1	1	1	1	1	1	100%
5590	1	1	1	1	1	1	1	1	1	1	100%
5595	1	1	1	1	1	1	1	1	1	1	100%
5600	1	1	1	1	1	1	1	1	1	1	100%
5605	1	1	1	1	1	1	1	1	1	1	100%
5610	1	1	1	1	1	1	1	1	1	1	100%
5615	1	1	1	1	1	1	1	1	1	1	100%
5620	1	1	1	1	1	1	1	1	1	1	100%
5625	1	1	1	1	1	1	1	1	1	1	100%
5630	1	1	1	1	1	1	1	1	1	1	100%
5635	1	1	1	1	1	1	1	1	1	1	100%
5640	1	1	1	1	1	1	1	1	1	1	100%
5645	1	1	1	1	1	1	1	1	1	1	100%
5650(FH)	1	1	1	1	1	1	1	1	1	1	100%



End of Test Report