

Appendix F: Maximum power spectral density
Test Result

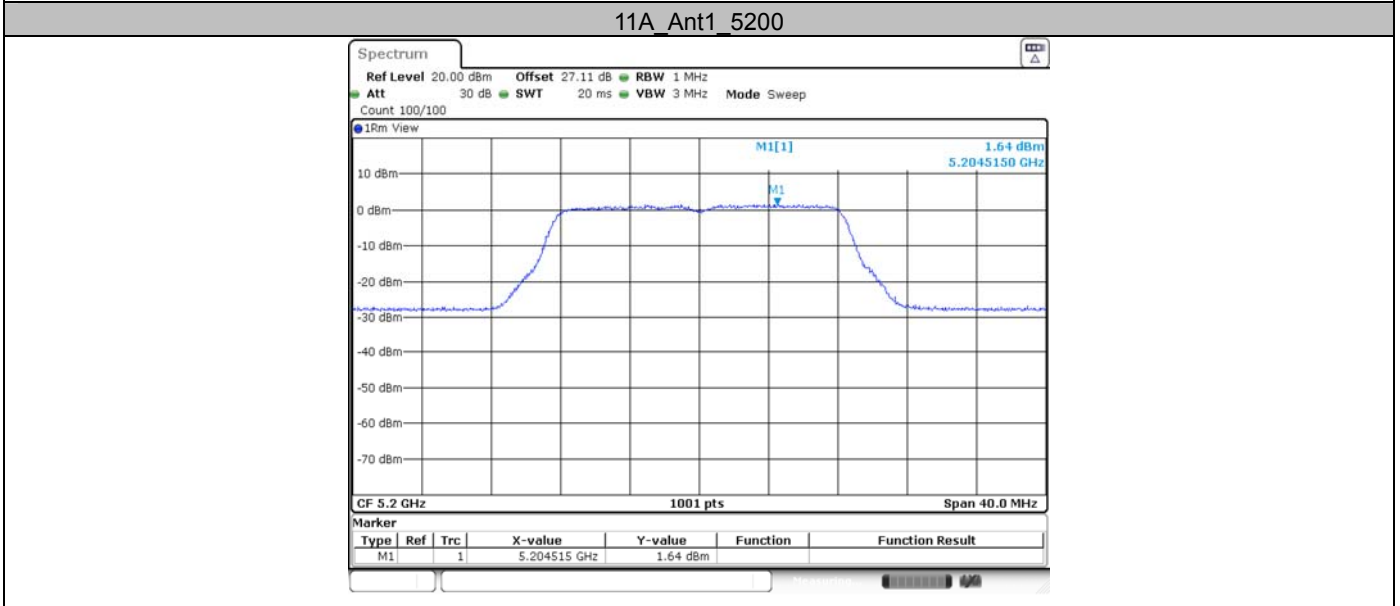
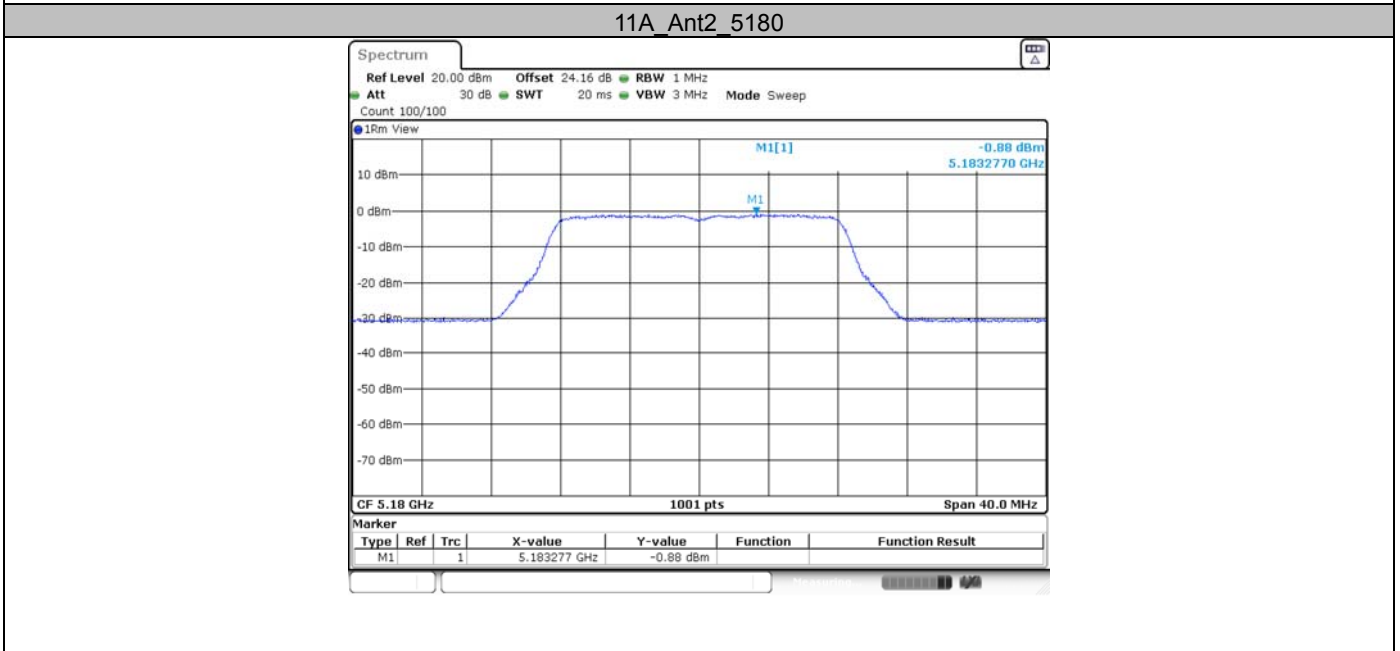
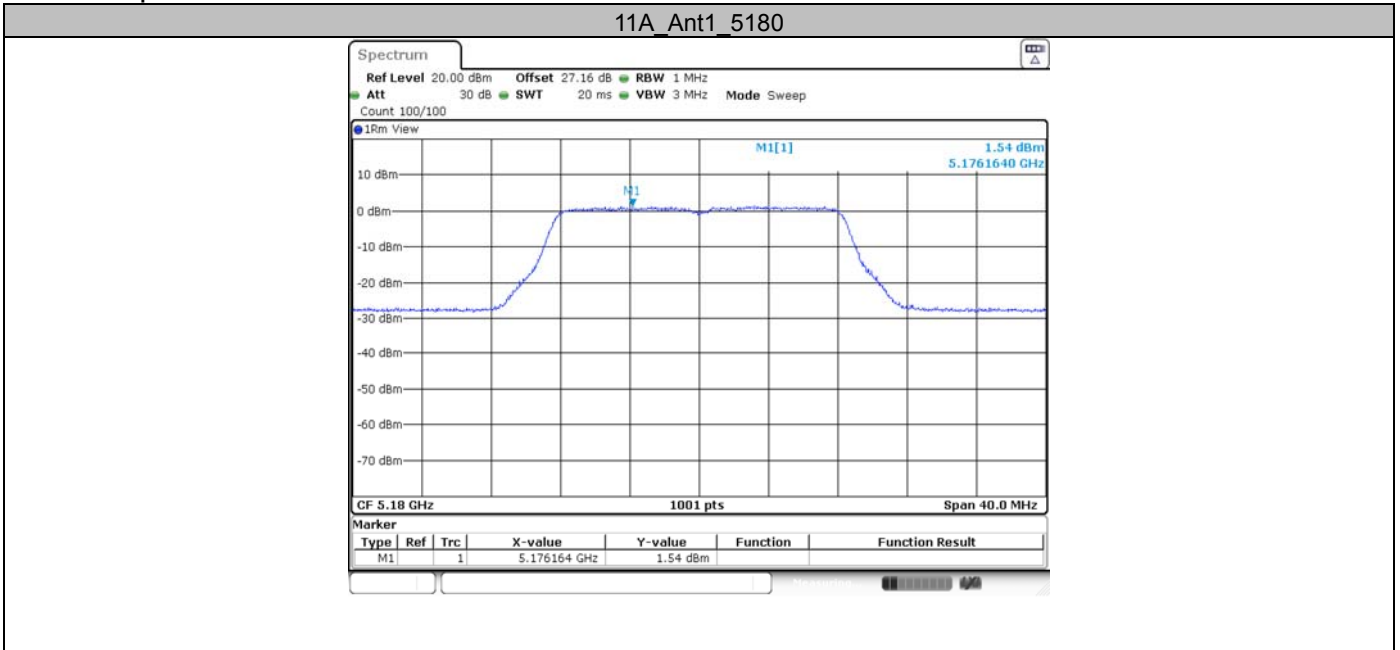
Test Mode	Antenna	Frequency [MHz]	Result [dBm/MHz]	Limit [dBm/MHz]	Verdict
11A	Ant1	5180	1.54	≤11.00	PASS
	Ant2	5180	-0.88	≤11.00	PASS
	Ant1	5200	1.64	≤11.00	PASS
	Ant2	5200	1.41	≤11.00	PASS
	Ant1	5240	-0.71	≤11.00	PASS
	Ant2	5240	-0.34	≤11.00	PASS
	Ant1	5260	-0.31	≤11.00	PASS
	Ant2	5260	1.77	≤11.00	PASS
	Ant1	5300	-0.16	≤11.00	PASS
	Ant2	5300	-0.77	≤11.00	PASS
	Ant1	5320	-0.57	≤11.00	PASS
	Ant2	5320	-0.22	≤11.00	PASS
	Ant1	5500	1.01	≤11.00	PASS
	Ant2	5500	0.26	≤11.00	PASS
	Ant1	5580	-0.16	≤11.00	PASS
	Ant2	5580	-0.86	≤11.00	PASS
	Ant1	5700	-0.22	≤11.00	PASS
	Ant2	5700	-0.27	≤11.00	PASS
	Ant1	5745	1.33	≤30.00	PASS
	Ant2	5745	0.62	≤30.00	PASS
	Ant1	5785	0.44	≤30.00	PASS
	Ant2	5785	-2.14	≤30.00	PASS
	Ant1	5825	-2.34	≤30.00	PASS
	Ant2	5825	-2.57	≤30.00	PASS
11N20MIMO	Ant1	5180	-0.91	≤11.00	PASS
	Ant2	5180	0.07	≤11.00	PASS
	total	5180	2.62	≤11.00	PASS
	Ant1	5200	-0.45	≤11.00	PASS
	Ant2	5200	-0.12	≤11.00	PASS
	total	5200	2.73	≤11.00	PASS
	Ant1	5240	-0.15	≤11.00	PASS
	Ant2	5240	0.52	≤11.00	PASS
	total	5240	3.21	≤11.00	PASS
	Ant1	5260	-0.11	≤11.00	PASS
	Ant2	5260	0.72	≤11.00	PASS
	total	5260	3.34	≤11.00	PASS
	Ant1	5300	0.15	≤11.00	PASS
	Ant2	5300	0.69	≤11.00	PASS
	total	5300	3.44	≤11.00	PASS
	Ant1	5320	0.22	≤11.00	PASS
	Ant2	5320	0.4	≤11.00	PASS
	total	5320	3.32	≤11.00	PASS
	Ant1	5500	0.74	≤11.00	PASS
	Ant2	5500	0.55	≤11.00	PASS
	total	5500	3.66	≤11.00	PASS
	Ant1	5580	0.05	≤11.00	PASS
	Ant2	5580	-0.78	≤11.00	PASS
	total	5580	2.67	≤11.00	PASS
Ant1	5700	-0.77	≤11.00	PASS	
Ant2	5700	-0.25	≤11.00	PASS	
total	5700	2.51	≤11.00	PASS	
Ant1	5745	-1.42	≤30.00	PASS	
Ant2	5745	-1.31	≤30.00	PASS	
total	5745	1.65	≤30.00	PASS	

	Ant1	5785	-1.78	≤30.00	PASS
	Ant2	5785	-1.4	≤30.00	PASS
	total	5785	1.42	≤30.00	PASS
	Ant1	5825	-1.48	≤30.00	PASS
	Ant2	5825	-1.73	≤30.00	PASS
	total	5825	1.41	≤30.00	PASS
11N40MIMO	Ant1	5190	-6.95	≤11.00	PASS
	Ant2	5190	-7.95	≤11.00	PASS
	total	5190	-4.41	≤11.00	PASS
	Ant1	5230	-6.95	≤11.00	PASS
	Ant2	5230	-7.72	≤11.00	PASS
	total	5230	-4.31	≤11.00	PASS
	Ant1	5270	-6.23	≤11.00	PASS
	Ant2	5270	-8.09	≤11.00	PASS
	total	5270	-4.05	≤11.00	PASS
	Ant1	5310	-6.38	≤11.00	PASS
	Ant2	5310	-7.95	≤11.00	PASS
	total	5310	-4.08	≤11.00	PASS
	Ant1	5510	-6.96	≤11.00	PASS
	Ant2	5510	-8.8	≤11.00	PASS
	total	5510	-4.77	≤11.00	PASS
	Ant1	5590	-7.69	≤11.00	PASS
	Ant2	5590	-8.88	≤11.00	PASS
	total	5590	-5.23	≤11.00	PASS
	Ant1	5670	-8.11	≤11.00	PASS
	Ant2	5670	-8.08	≤11.00	PASS
	total	5670	-5.08	≤11.00	PASS
	Ant1	5755	-10.12	≤30.00	PASS
	Ant2	5755	-10.04	≤30.00	PASS
	total	5755	-7.07	≤30.00	PASS
Ant1	5795	-9.39	≤30.00	PASS	
Ant2	5795	-10.22	≤30.00	PASS	
total	5795	-6.77	≤30.00	PASS	
11AC20MIMO	Ant1	5180	-0.18	≤11.00	PASS
	Ant2	5180	0.07	≤11.00	PASS
	total	5180	2.96	≤11.00	PASS
	Ant1	5200	0.3	≤11.00	PASS
	Ant2	5200	0.06	≤11.00	PASS
	total	5200	3.19	≤11.00	PASS
	Ant1	5240	0.31	≤11.00	PASS
	Ant2	5240	-0.05	≤11.00	PASS
	total	5240	3.14	≤11.00	PASS
	Ant1	5260	0.24	≤11.00	PASS
	Ant2	5260	0.48	≤11.00	PASS
	total	5260	3.37	≤11.00	PASS
	Ant1	5300	0.43	≤11.00	PASS
	Ant2	5300	0.7	≤11.00	PASS
	total	5300	3.58	≤11.00	PASS
	Ant1	5320	0.49	≤11.00	PASS
	Ant2	5320	-0.11	≤11.00	PASS
	total	5320	3.21	≤11.00	PASS
	Ant1	5500	1.47	≤11.00	PASS
	Ant2	5500	1.25	≤11.00	PASS
	total	5500	4.37	≤11.00	PASS
	Ant1	5580	0.97	≤11.00	PASS
	Ant2	5580	0.06	≤11.00	PASS
	total	5580	3.55	≤11.00	PASS
Ant1	5700	0.5	≤11.00	PASS	
Ant2	5700	1.08	≤11.00	PASS	

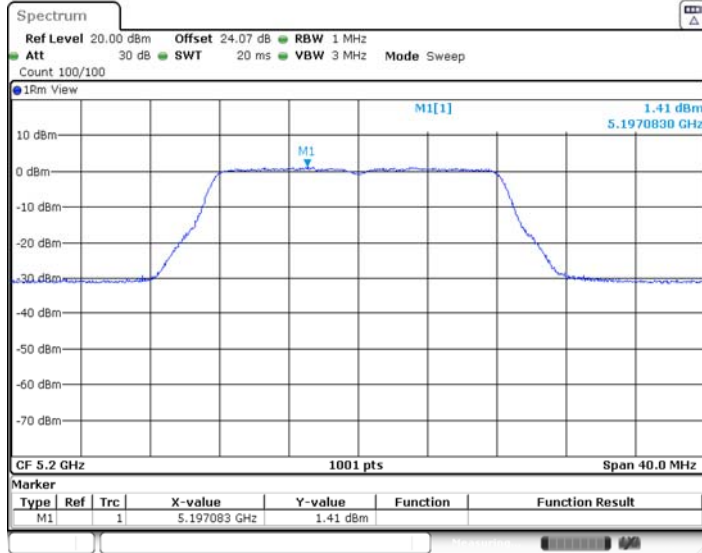
	total	5700	3.81	≤11.00	PASS
	Ant1	5745	-0.8	≤30.00	PASS
	Ant2	5745	-1.03	≤30.00	PASS
	total	5745	2.10	≤30.00	PASS
	Ant1	5785	-1.85	≤30.00	PASS
	Ant2	5785	-2.03	≤30.00	PASS
	total	5785	1.07	≤30.00	PASS
	Ant1	5825	-1.85	≤30.00	PASS
	Ant2	5825	-2.21	≤30.00	PASS
	total	5825	0.98	≤30.00	PASS
11AC40MIMO	Ant1	5190	-7.12	≤11.00	PASS
	Ant2	5190	-7.76	≤11.00	PASS
	total	5190	-4.42	≤11.00	PASS
	Ant1	5230	-6.77	≤11.00	PASS
	Ant2	5230	-7.56	≤11.00	PASS
	total	5230	-4.14	≤11.00	PASS
	Ant1	5270	-6.57	≤11.00	PASS
	Ant2	5270	-7.94	≤11.00	PASS
	total	5270	-4.19	≤11.00	PASS
	Ant1	5310	-6.31	≤11.00	PASS
	Ant2	5310	-7.28	≤11.00	PASS
	total	5310	-3.76	≤11.00	PASS
	Ant1	5510	-6.43	≤11.00	PASS
	Ant2	5510	-8.48	≤11.00	PASS
	total	5510	-4.32	≤11.00	PASS
	Ant1	5590	-7.31	≤11.00	PASS
	Ant2	5590	-8.57	≤11.00	PASS
	total	5590	-4.88	≤11.00	PASS
	Ant1	5670	-7.97	≤11.00	PASS
	Ant2	5670	-7.84	≤11.00	PASS
	total	5670	-4.89	≤11.00	PASS
	Ant1	5755	-9.15	≤30.00	PASS
	Ant2	5755	-9.45	≤30.00	PASS
	total	5755	-6.88	≤30.00	PASS
Ant1	5795	-9.02	≤30.00	PASS	
Ant2	5795	-9.86	≤30.00	PASS	
total	5795	-6.41	≤30.00	PASS	
11AC80MIMO	Ant1	5210	-9.64	≤11.00	PASS
	Ant2	5210	-10.35	≤11.00	PASS
	total	5210	-6.97	≤11.00	PASS
	Ant1	5290	-9.3	≤11.00	PASS
	Ant2	5290	-10.29	≤11.00	PASS
	total	5290	-6.76	≤11.00	PASS
	Ant1	5530	-9.19	≤11.00	PASS
	Ant2	5530	-10.79	≤11.00	PASS
	total	5530	-6.91	≤11.00	PASS
	Ant1	5610	-10.22	≤11.00	PASS
	Ant2	5610	-11.49	≤11.00	PASS
	total	5610	-7.80	≤11.00	PASS
	Ant1	5775	-11.96	≤30.00	PASS
	Ant2	5775	-12.57	≤30.00	PASS
total	5775	-9.24	≤30.00	PASS	

Note : 1.The Result and Limit Unit is dBm/500 kHz in the band 5.725–5.85 GHz.
 2.The Duty Cycle Factor and RBW Factor is compensated in the graph.

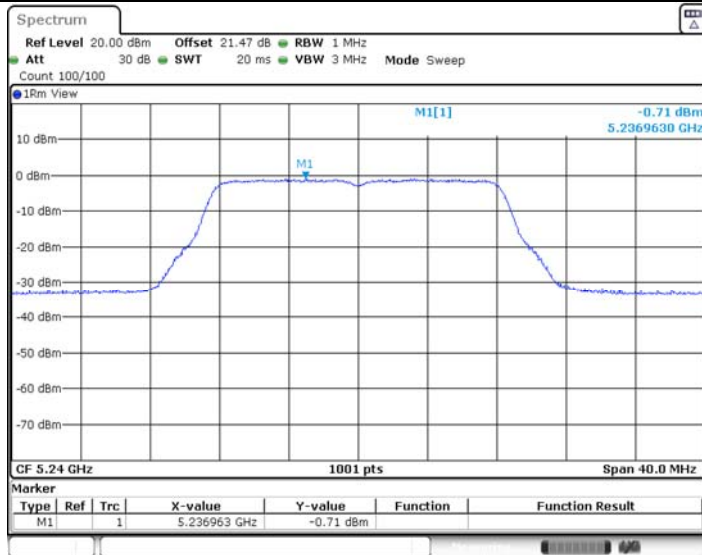
Test Graphs



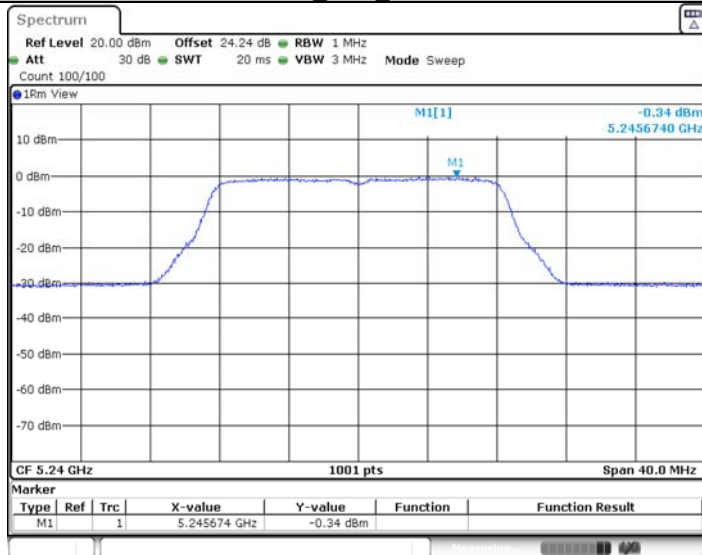
11A_Ant2_5200



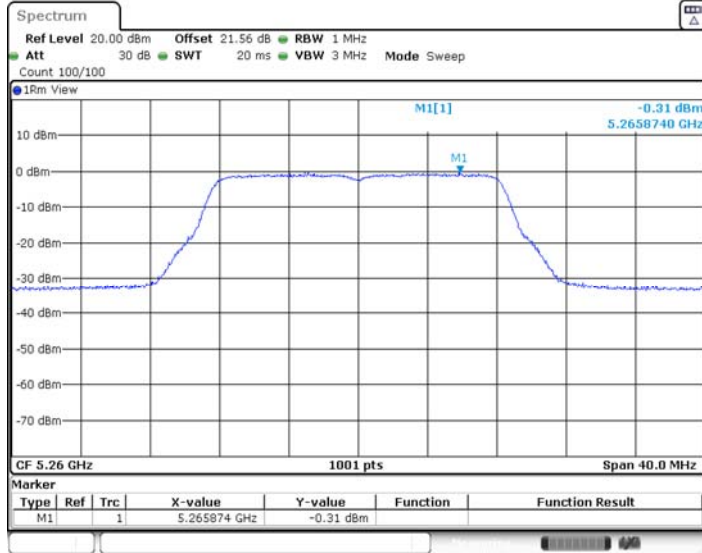
11A_Ant1_5240



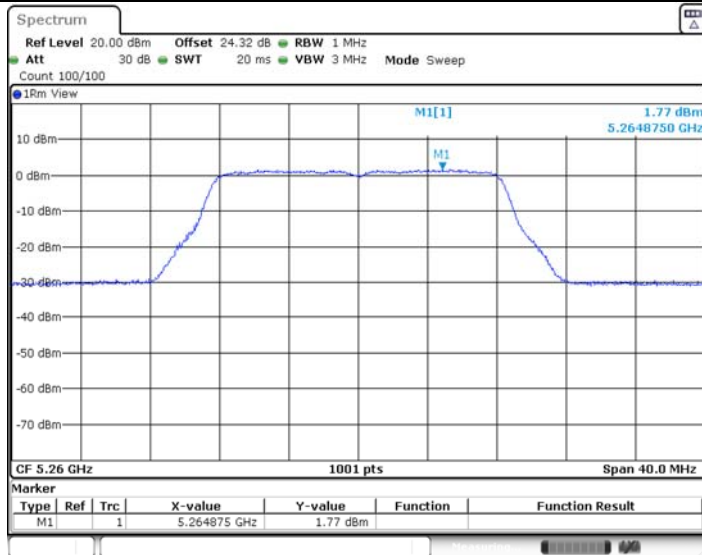
11A_Ant2_5240



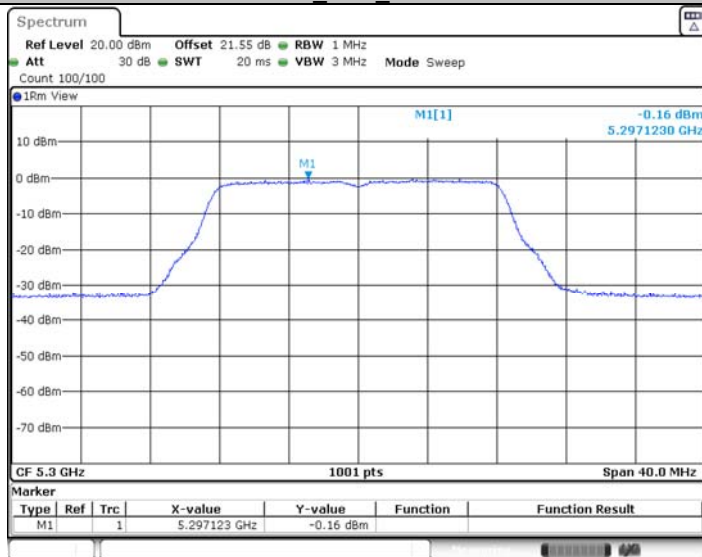
11A_Ant1_5260



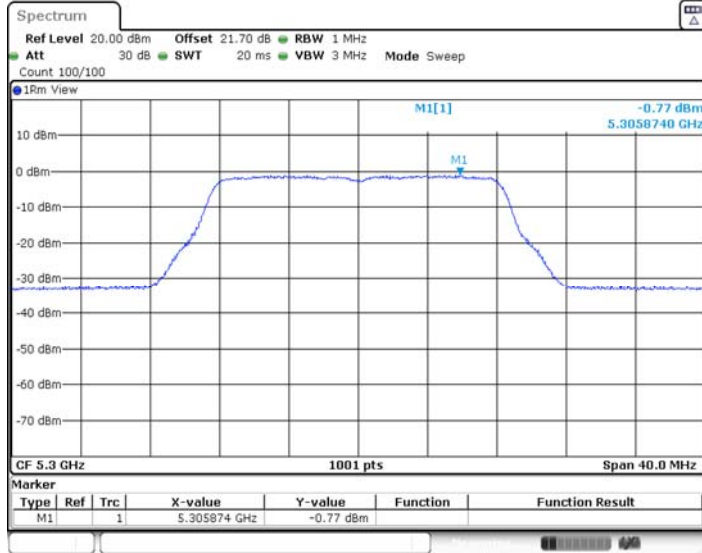
11A_Ant2_5260



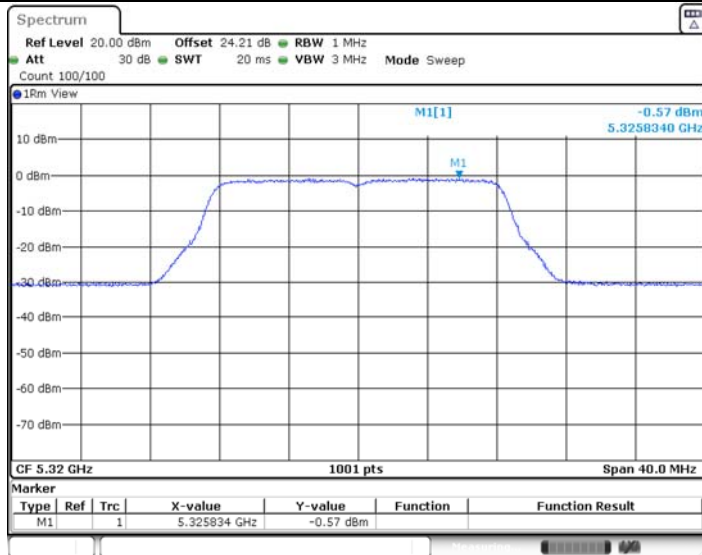
11A_Ant1_5300



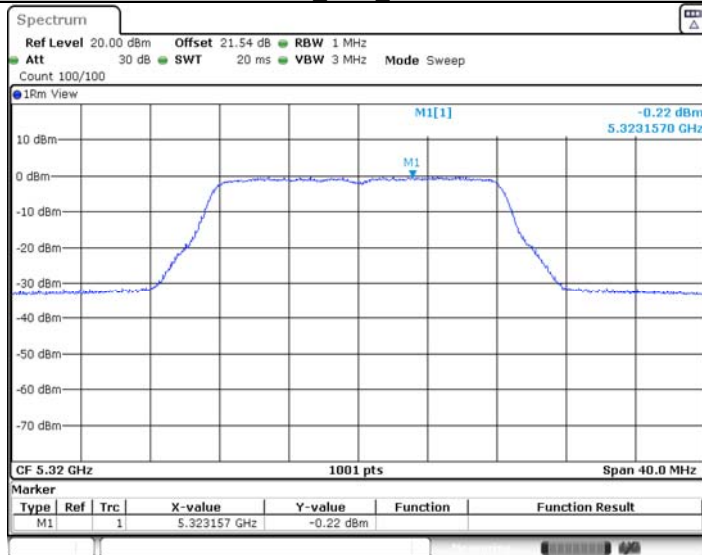
11A_Ant2_5300



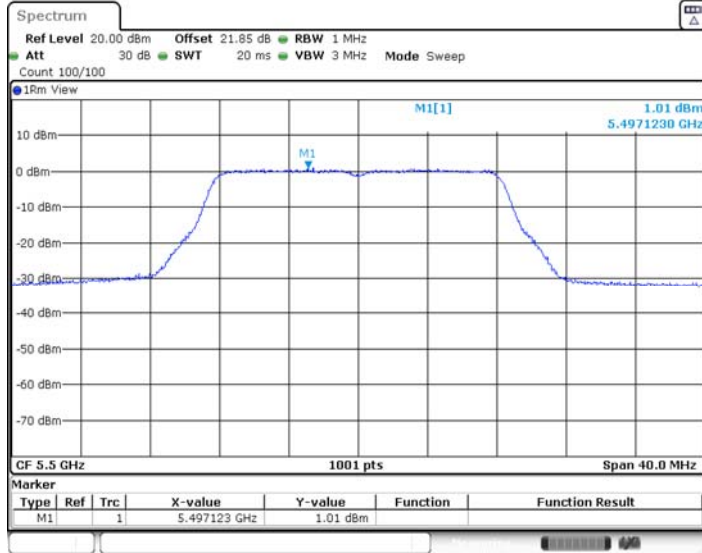
11A_Ant1_5320



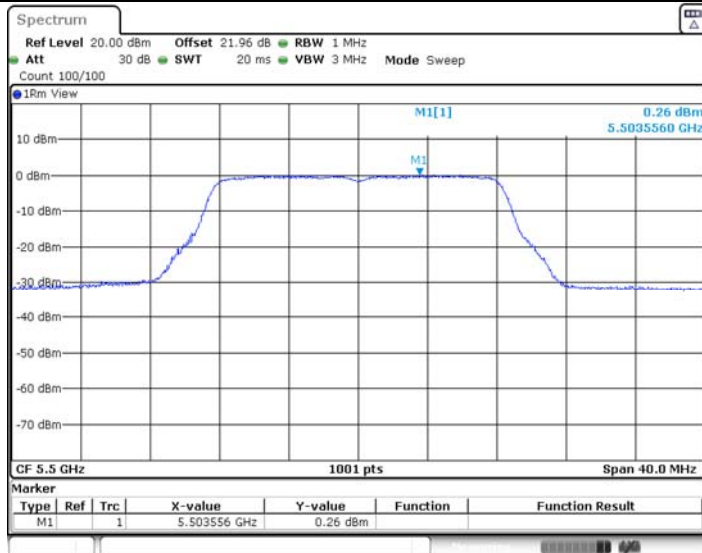
11A_Ant2_5320



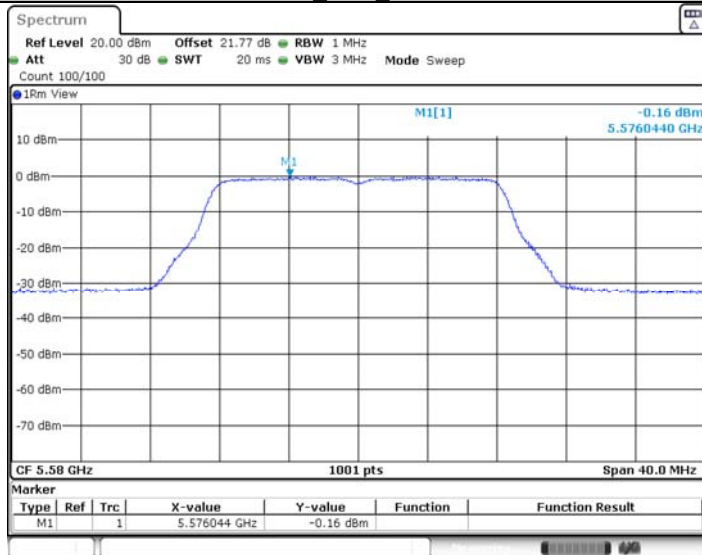
11A_Ant1_5500



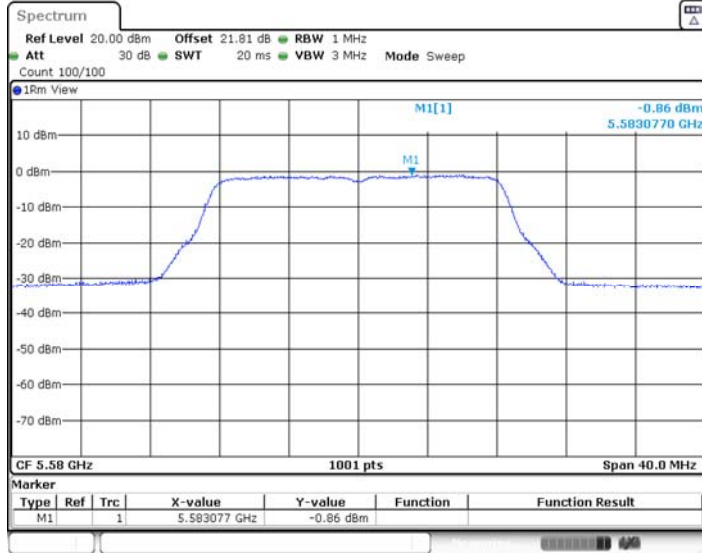
11A_Ant2_5500



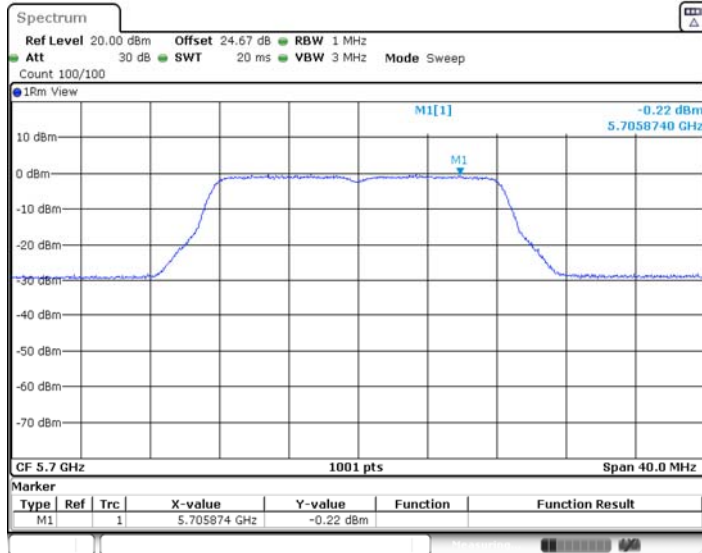
11A_Ant1_5580



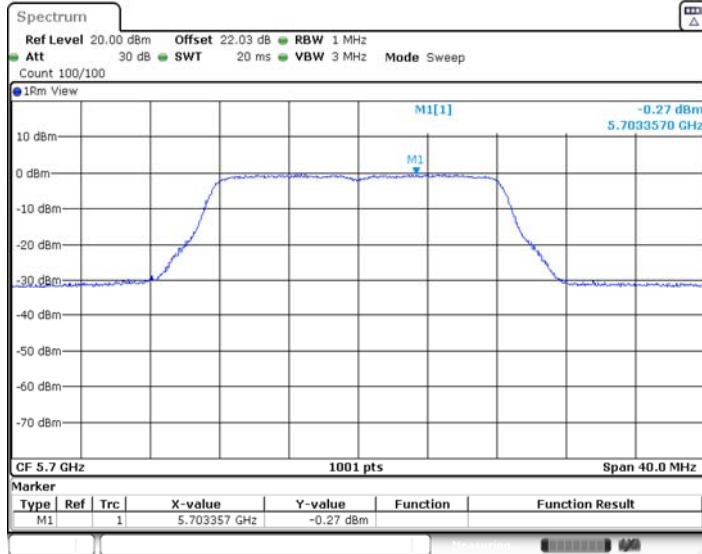
11A_Ant2_5580



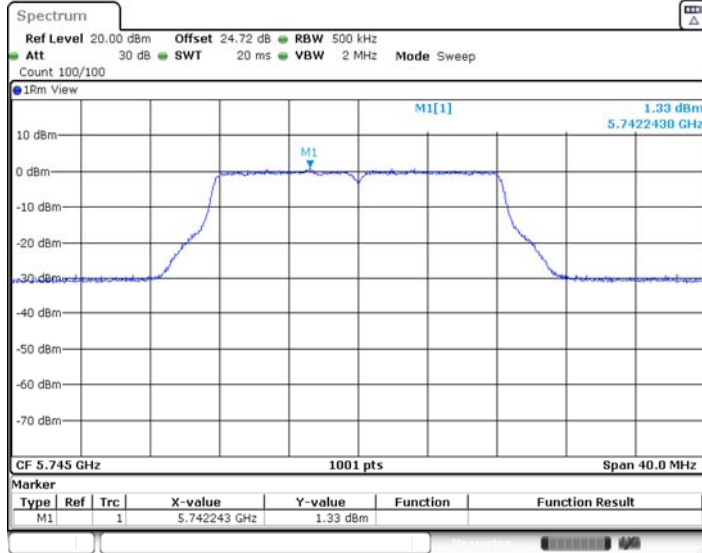
11A_Ant1_5700



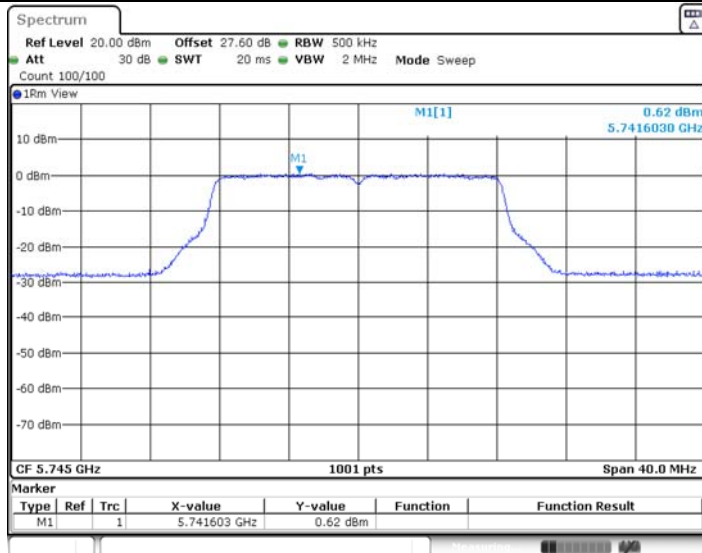
11A_Ant2_5700



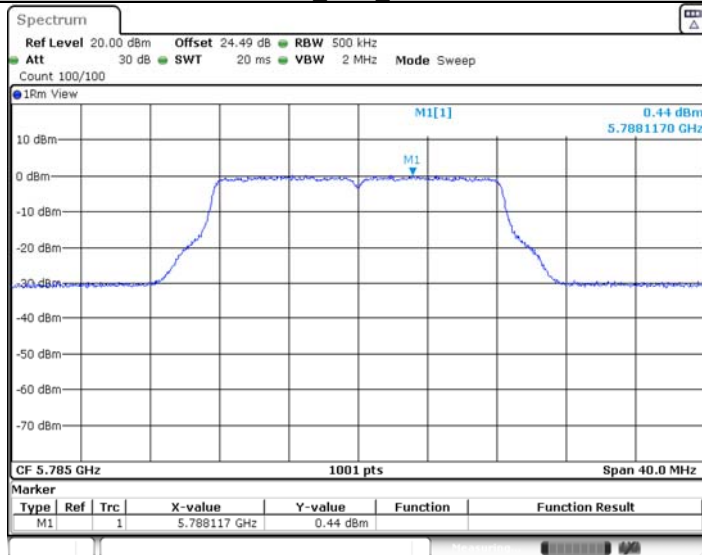
11A_Ant1_5745



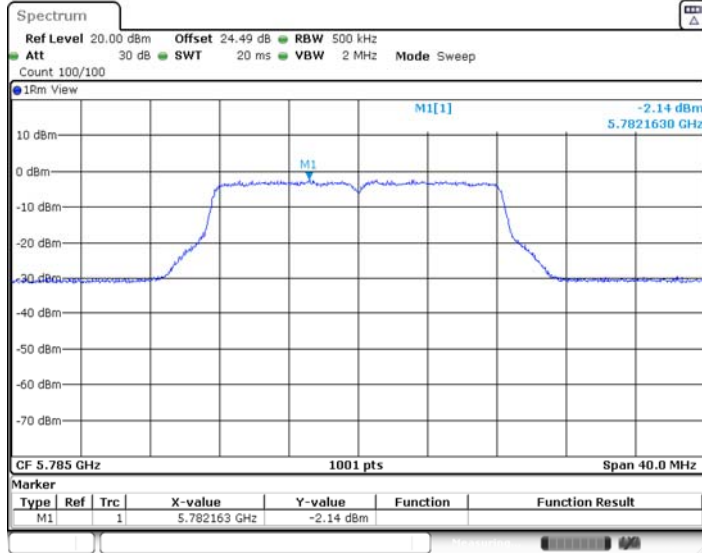
11A_Ant2_5745



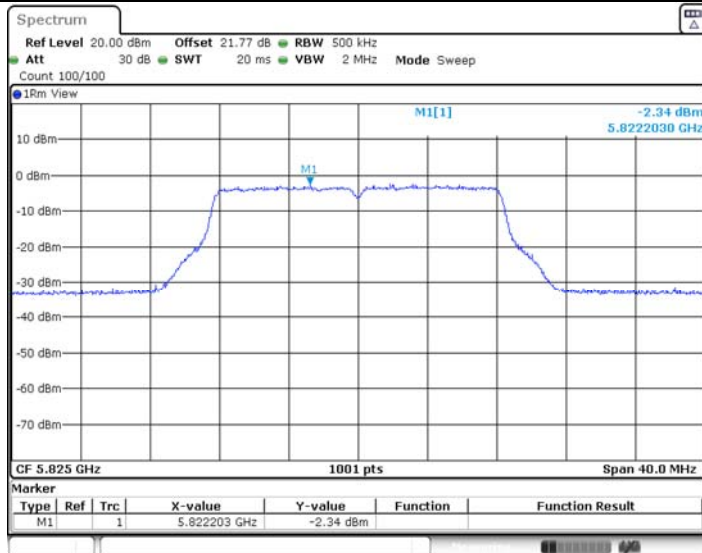
11A_Ant1_5785



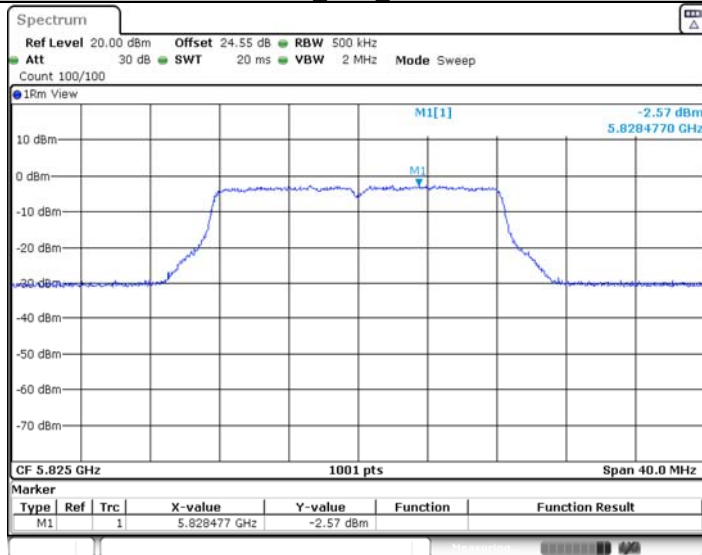
11A_Ant2_5785



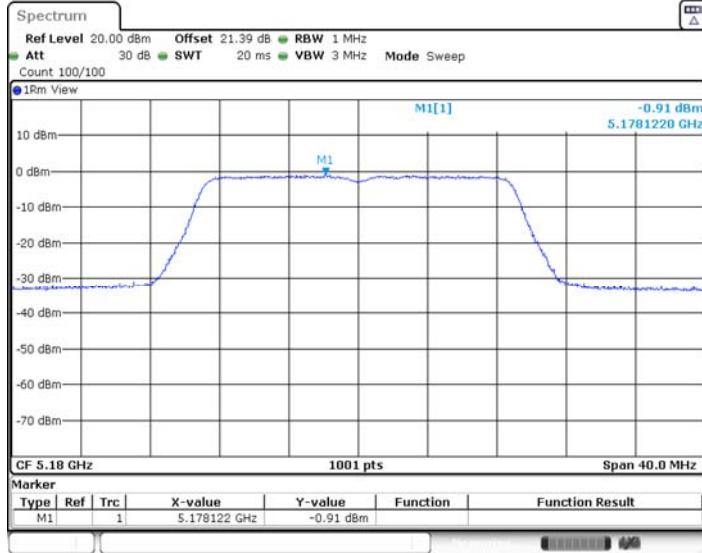
11A_Ant1_5825



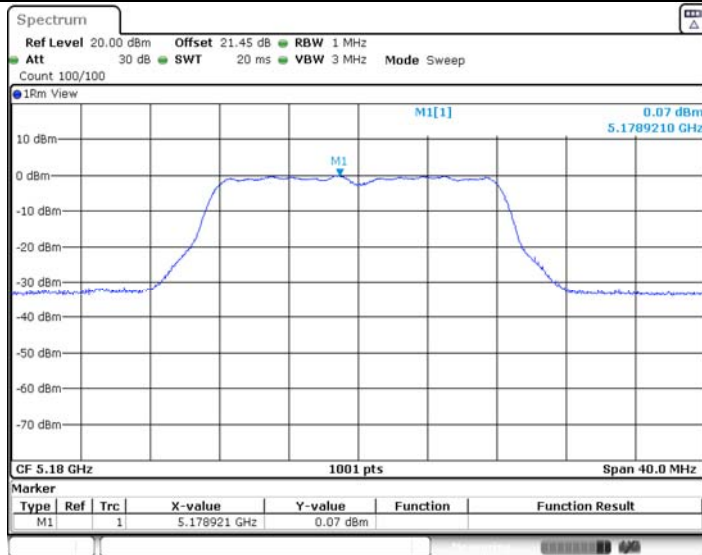
11A_Ant2_5825



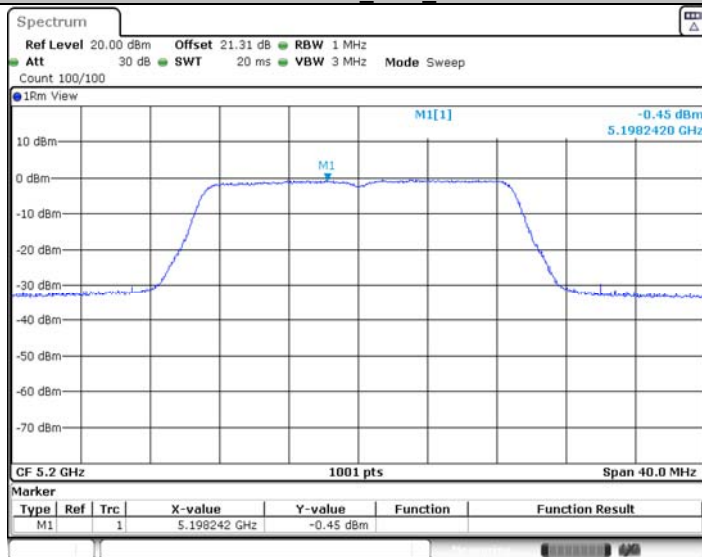
11N20MIMO_Ant1_5180



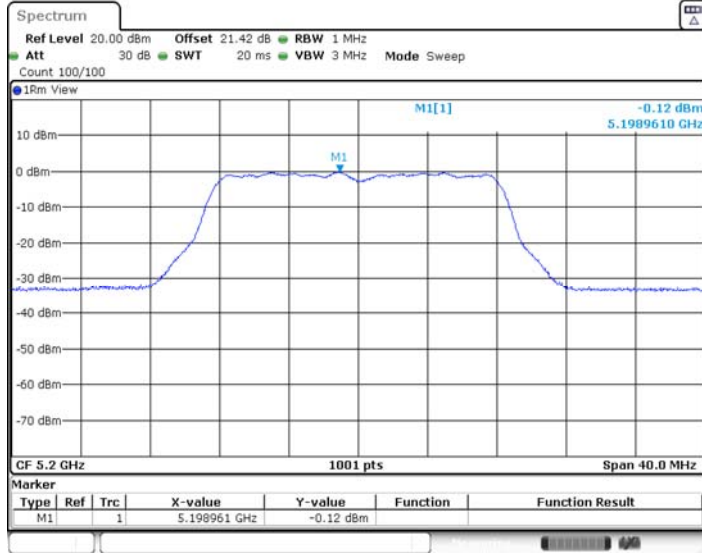
11N20MIMO_Ant2_5180



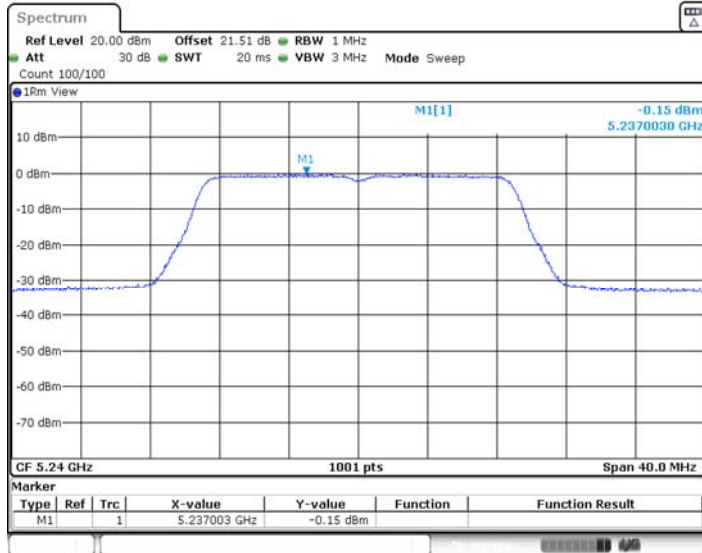
11N20MIMO_Ant1_5200



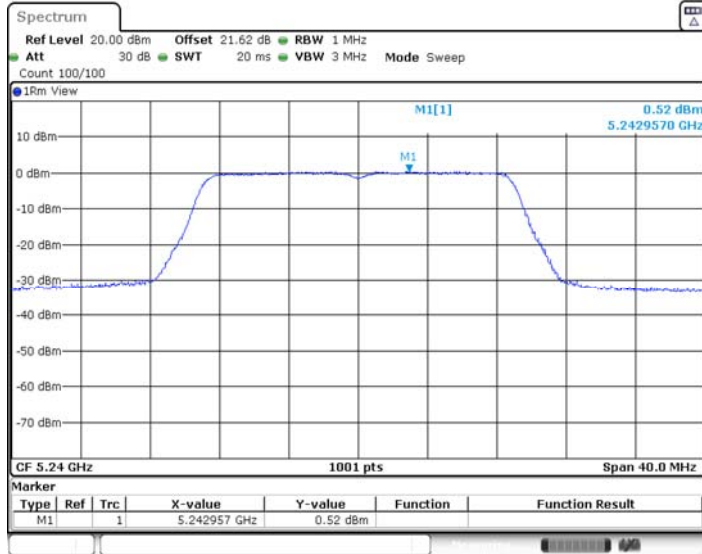
11N20MIMO_Ant2_5200



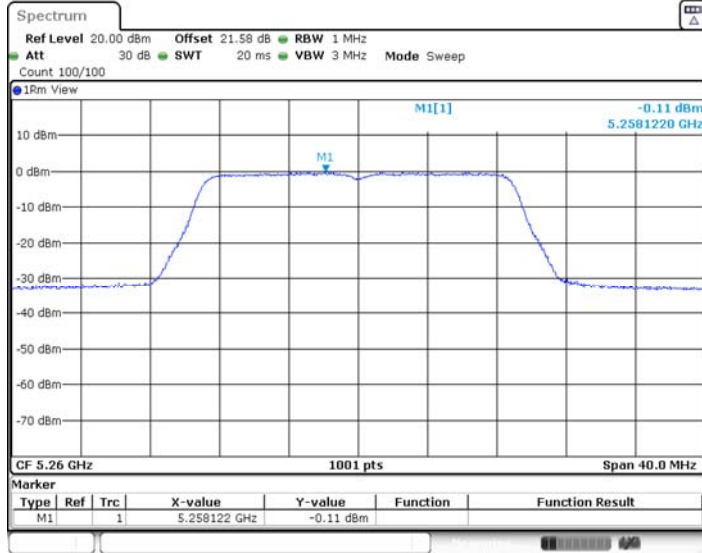
11N20MIMO_Ant1_5240



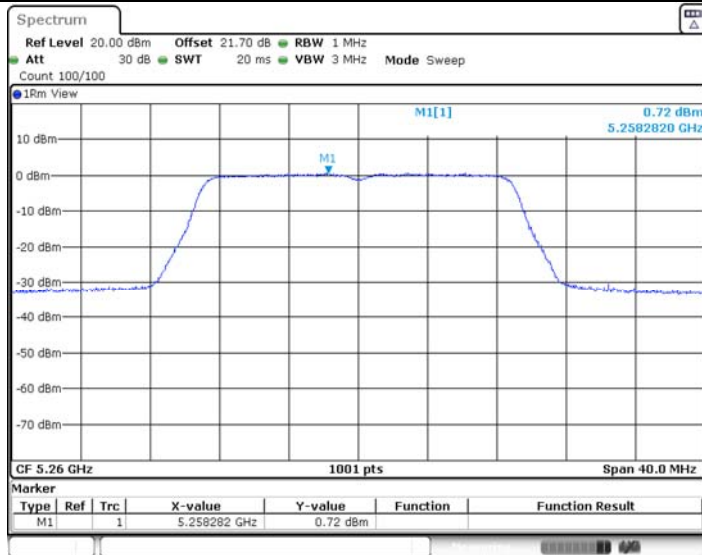
11N20MIMO_Ant2_5240



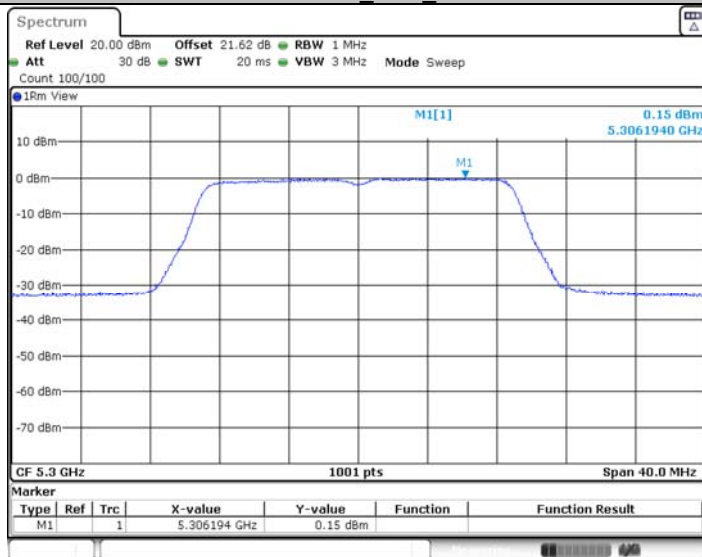
11N20MIMO_Ant1_5260



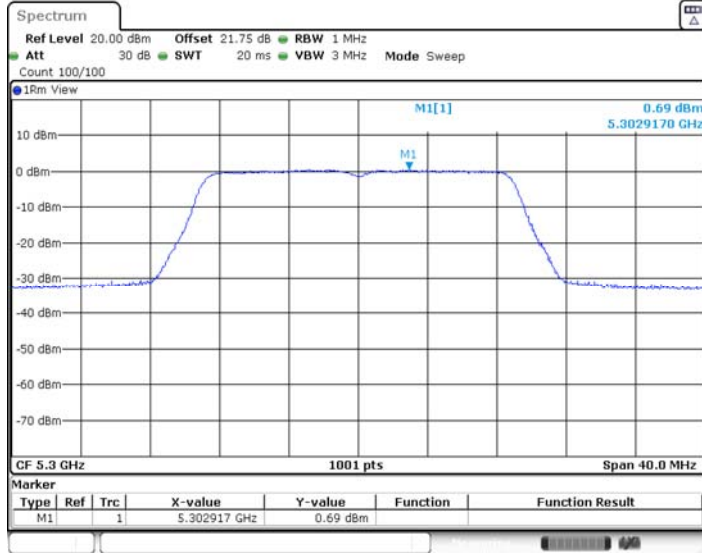
11N20MIMO_Ant2_5260



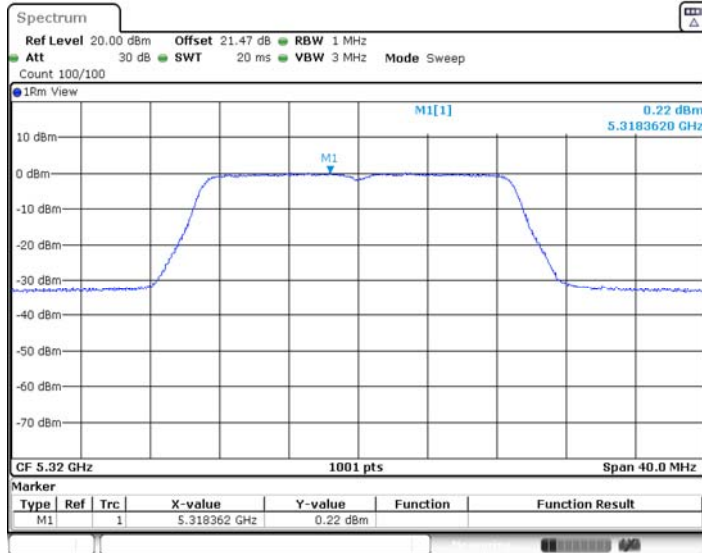
11N20MIMO_Ant1_5300



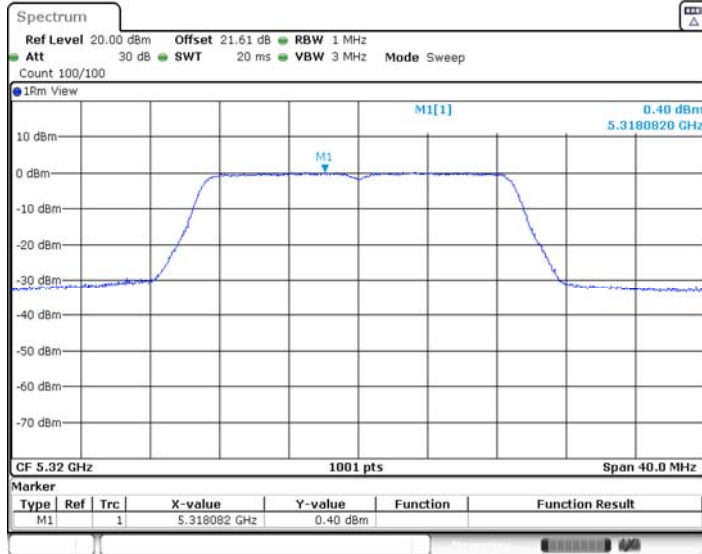
11N20MIMO_Ant2_5300



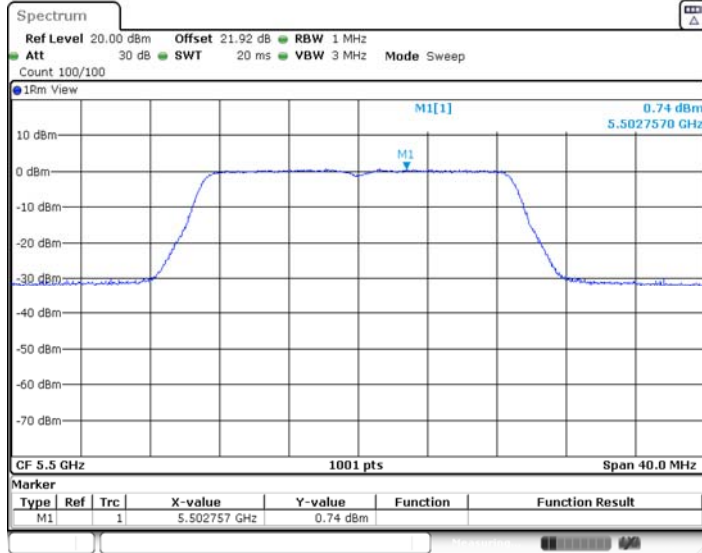
11N20MIMO_Ant1_5320



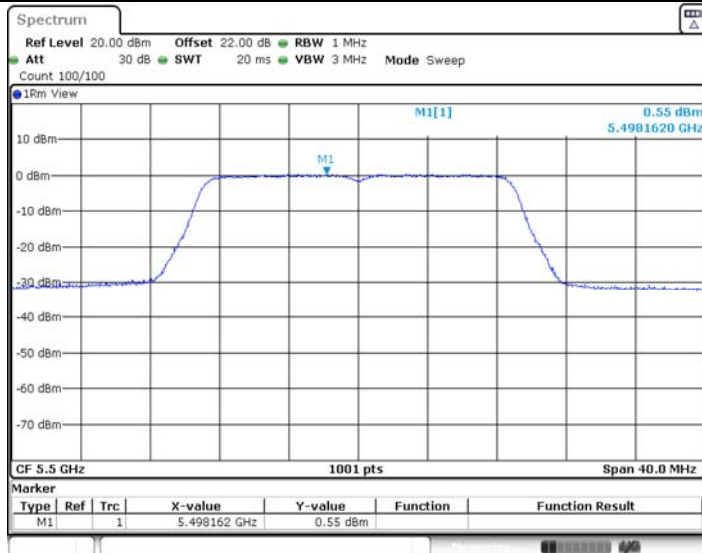
11N20MIMO_Ant2_5320



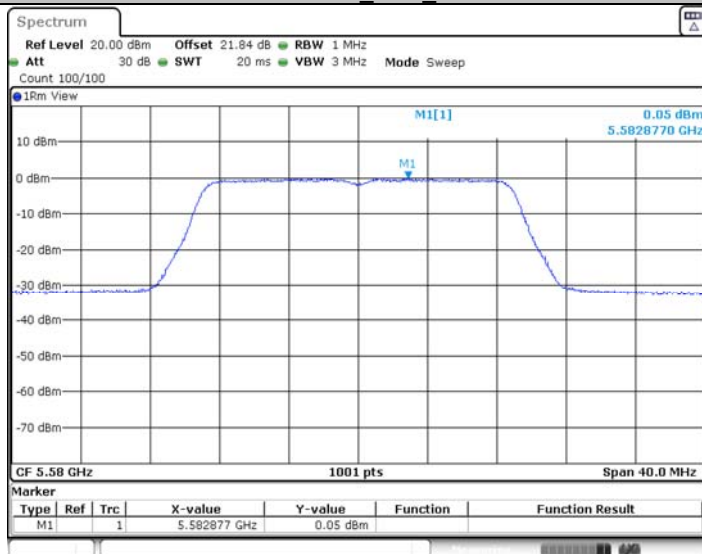
11N20MIMO_Ant1_5500



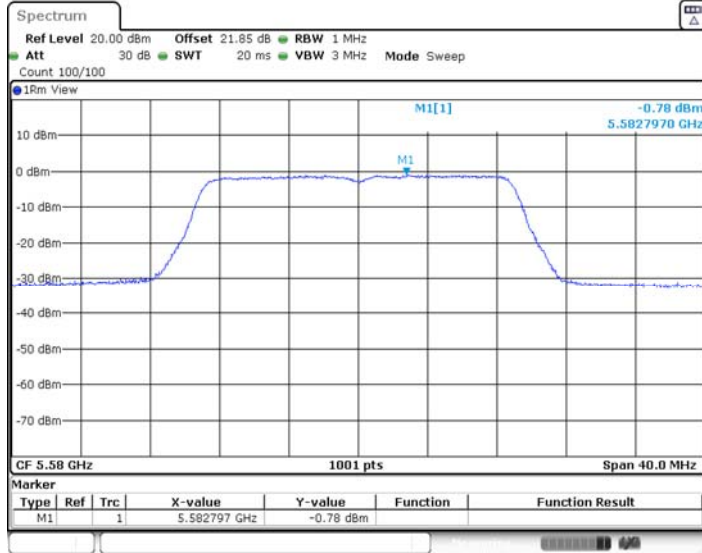
11N20MIMO_Ant2_5500



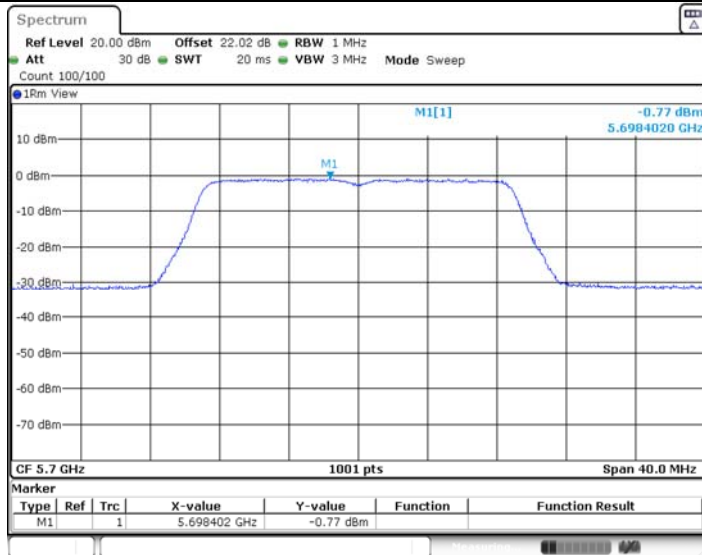
11N20MIMO_Ant1_5580



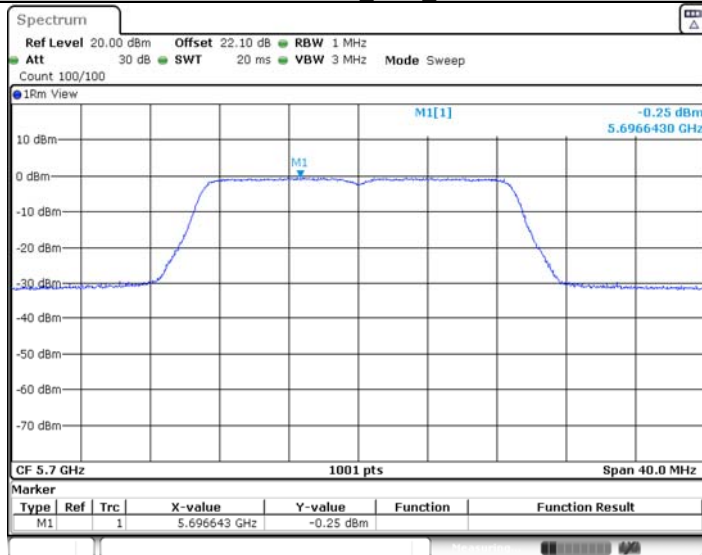
11N20MIMO_Ant2_5580



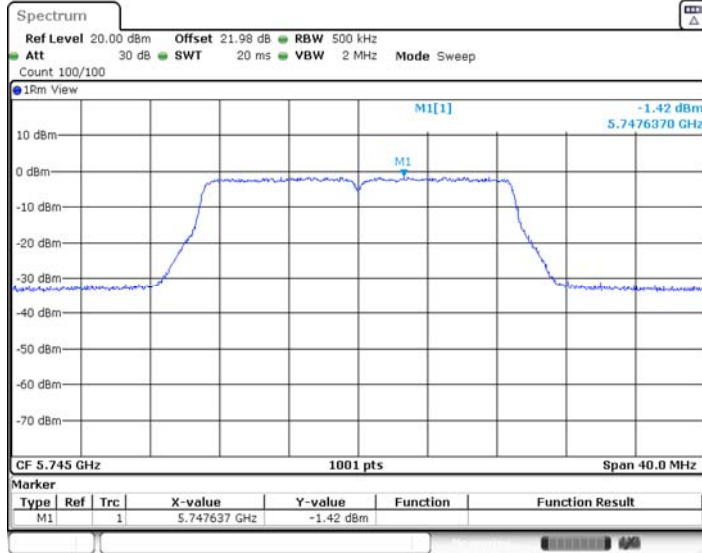
11N20MIMO_Ant1_5700



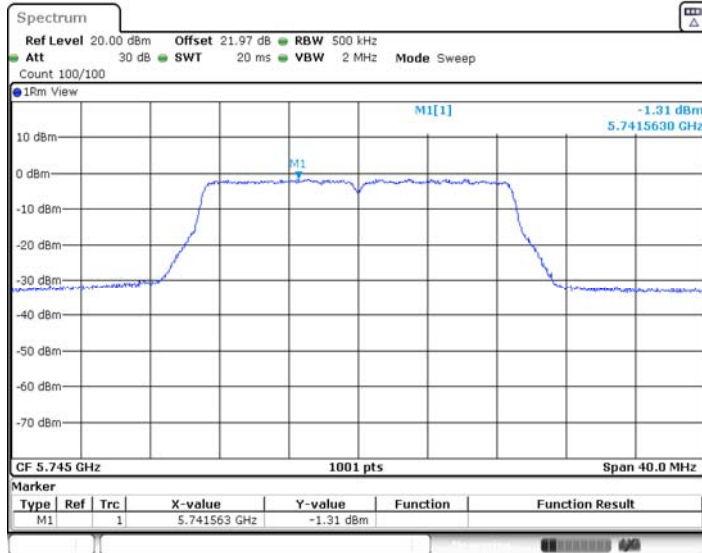
11N20MIMO_Ant2_5700



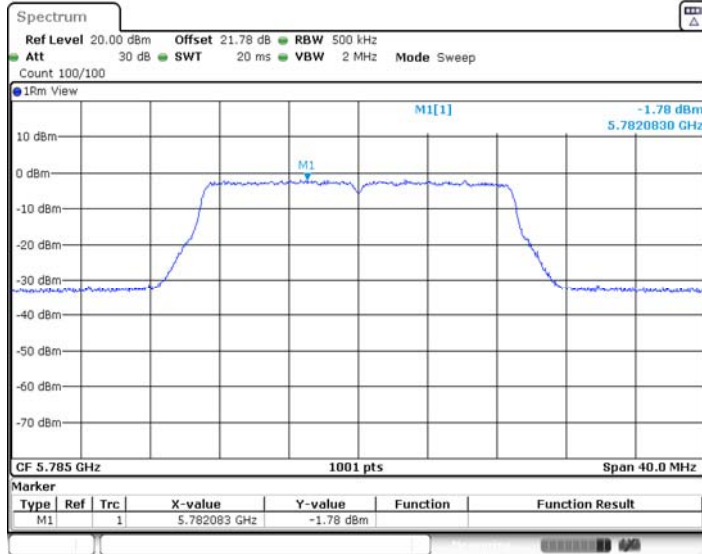
11N20MIMO_Ant1_5745



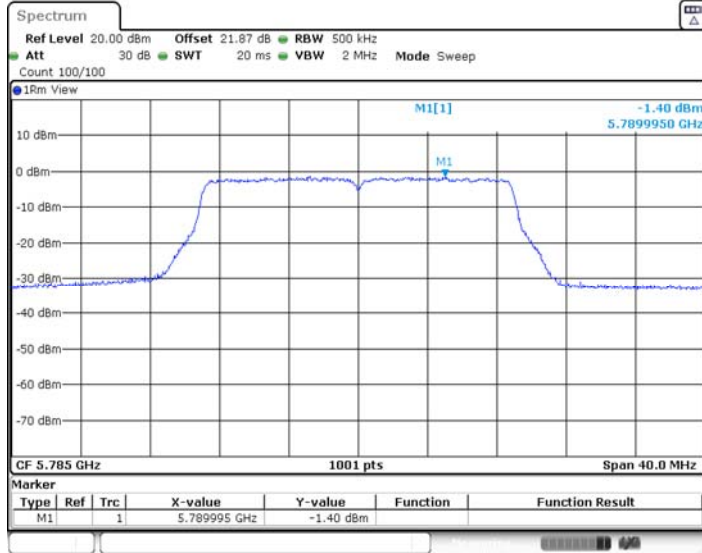
11N20MIMO_Ant2_5745



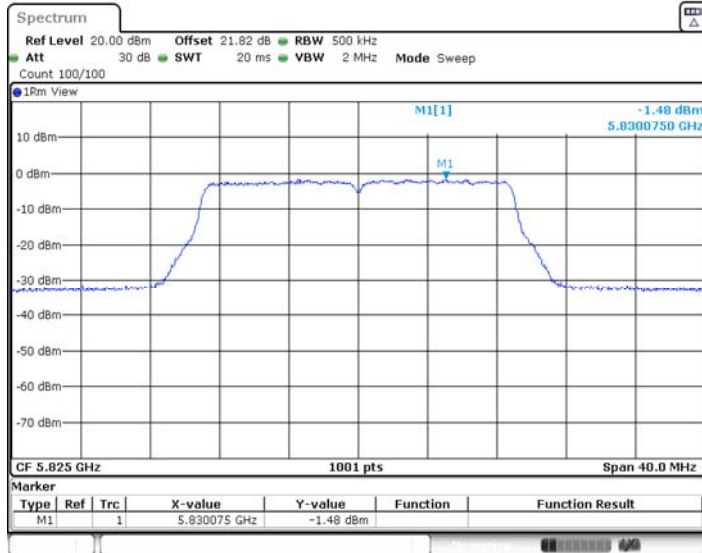
11N20MIMO_Ant1_5785



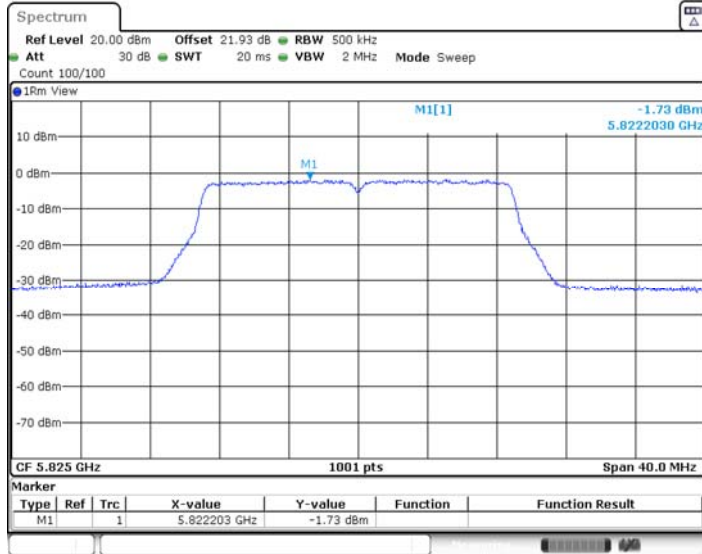
11N20MIMO_Ant2_5785



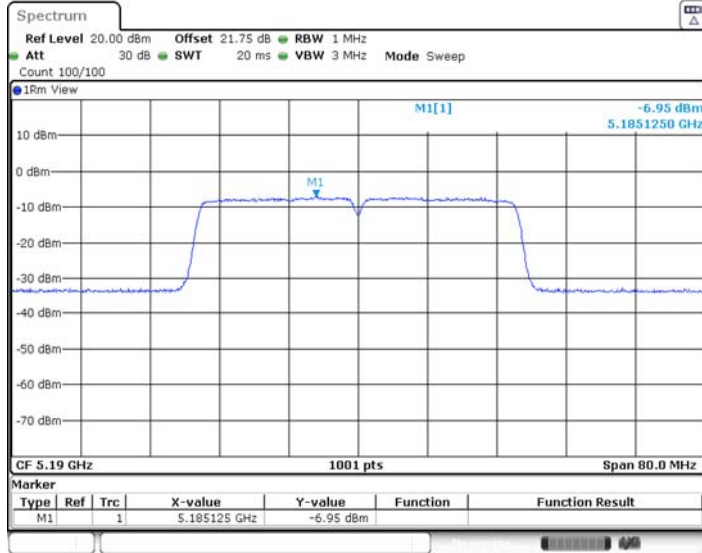
11N20MIMO_Ant1_5825



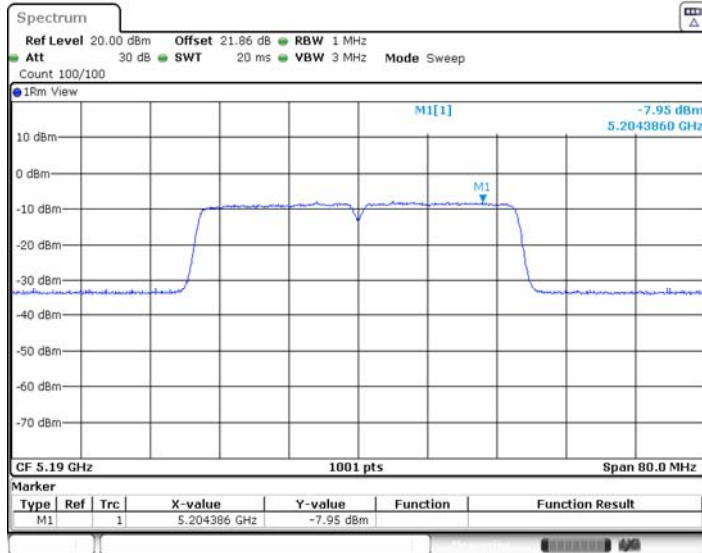
11N20MIMO_Ant2_5825



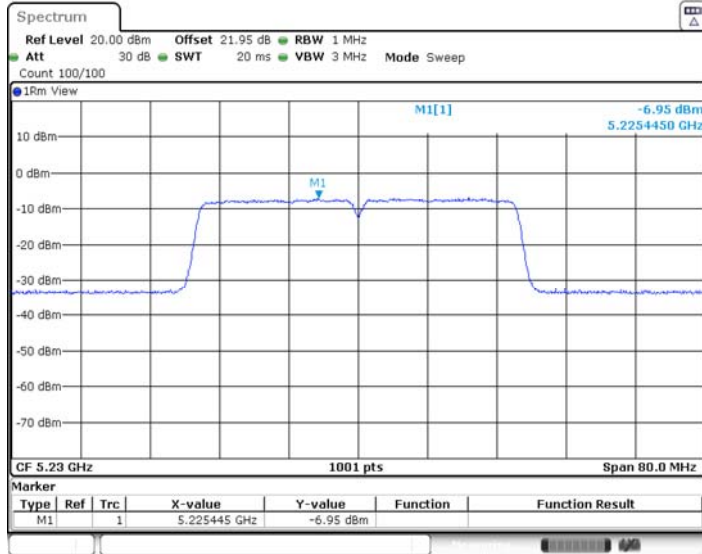
11N40MIMO_Ant1_5190



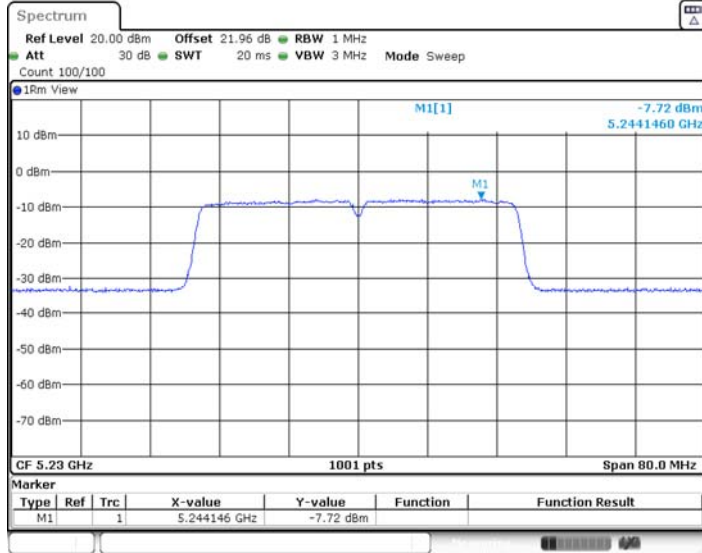
11N40MIMO_Ant2_5190



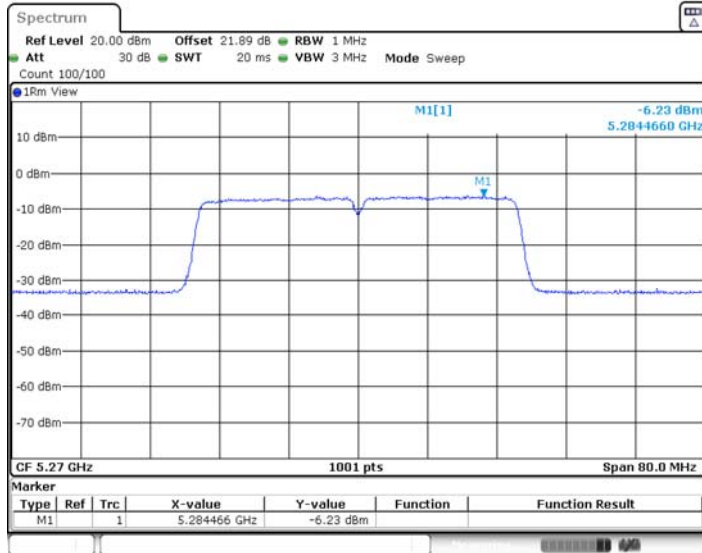
11N40MIMO_Ant1_5230



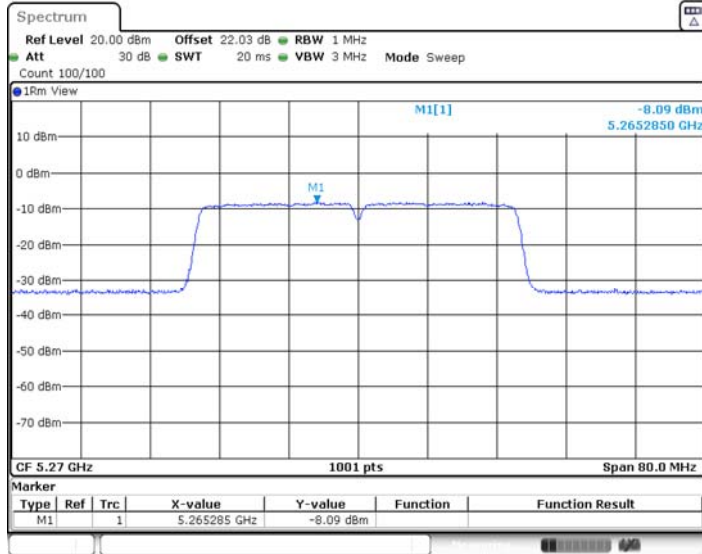
11N40MIMO_Ant2_5230



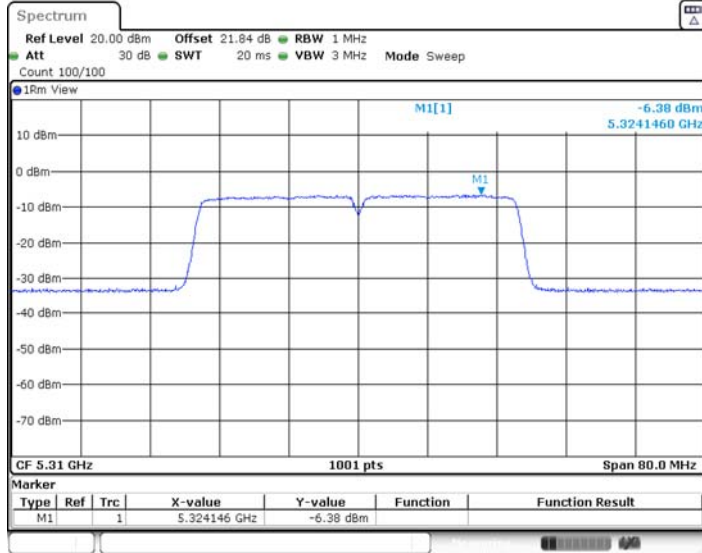
11N40MIMO_Ant1_5270



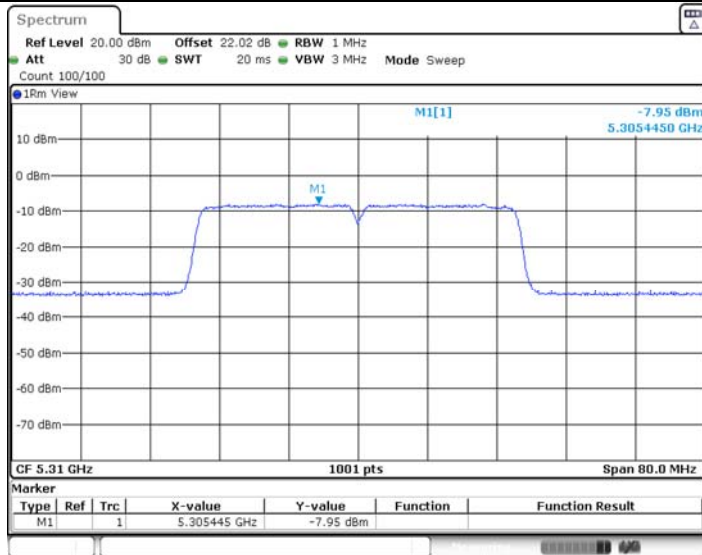
11N40MIMO_Ant2_5270



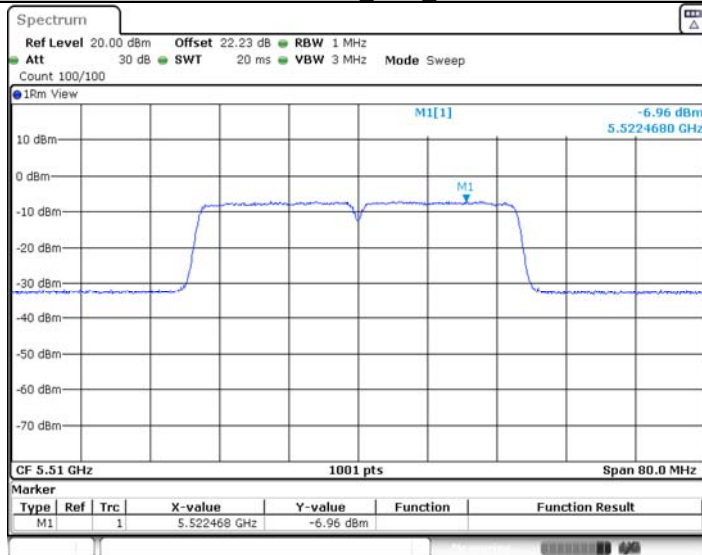
11N40MIMO_Ant1_5310



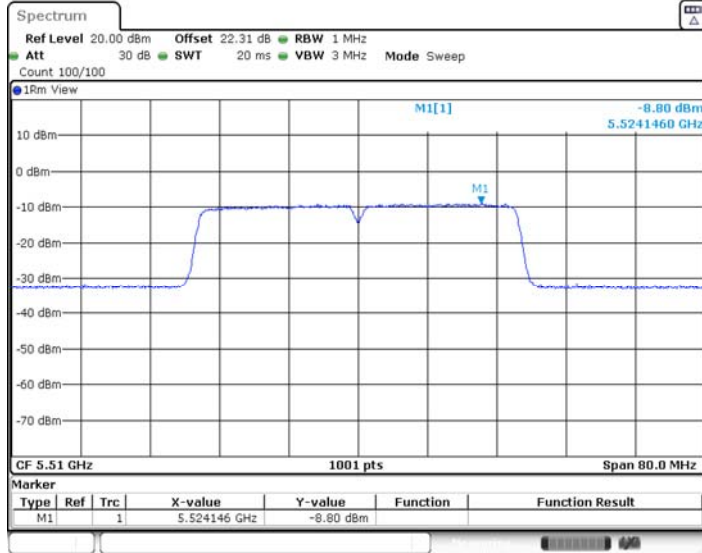
11N40MIMO_Ant2_5310



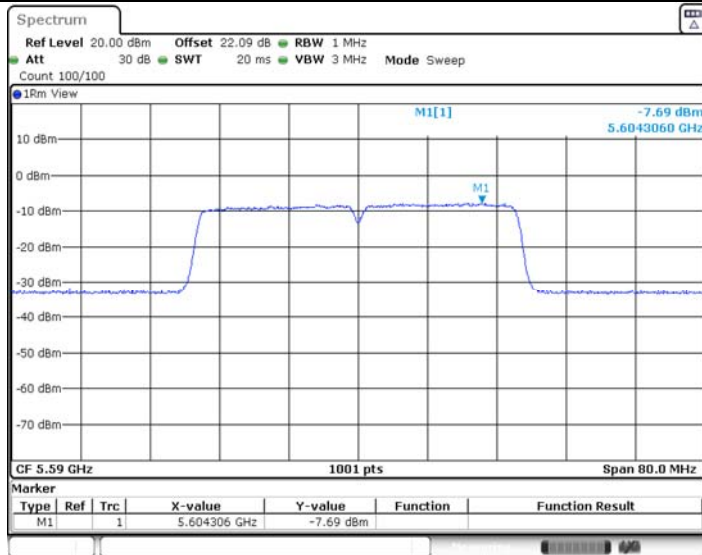
11N40MIMO_Ant1_5510



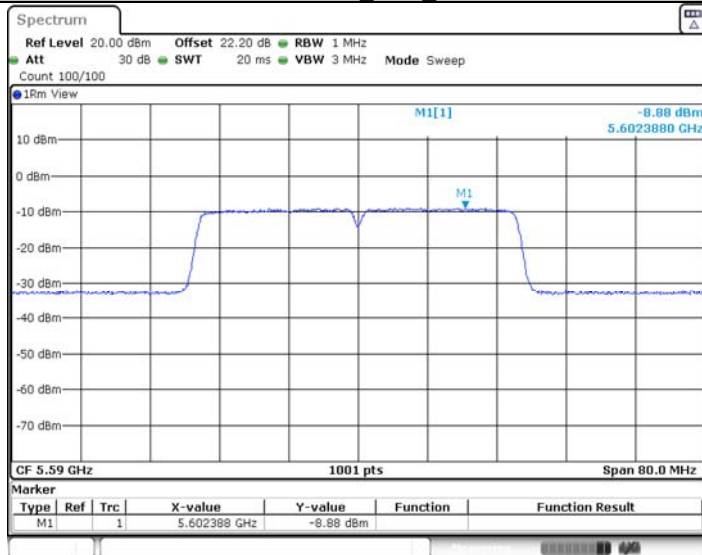
11N40MIMO_Ant2_5510



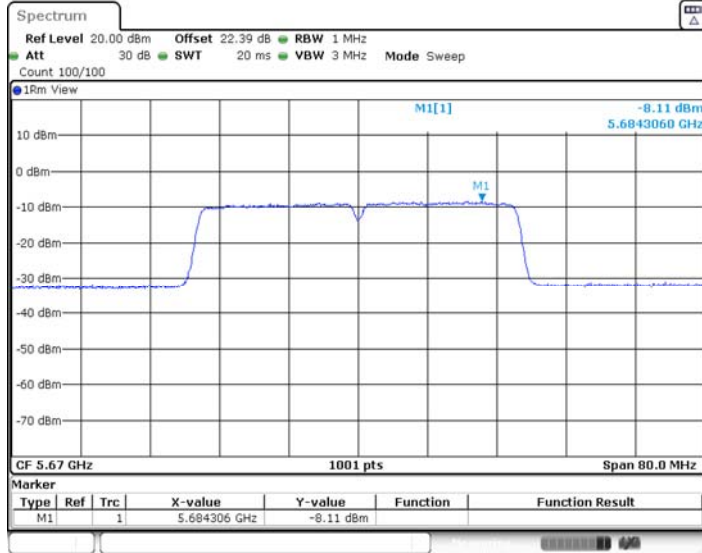
11N40MIMO_Ant1_5590



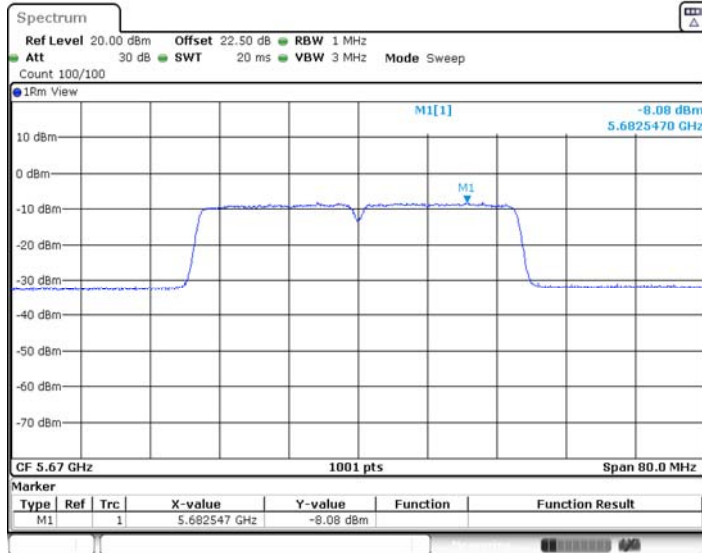
11N40MIMO_Ant2_5590



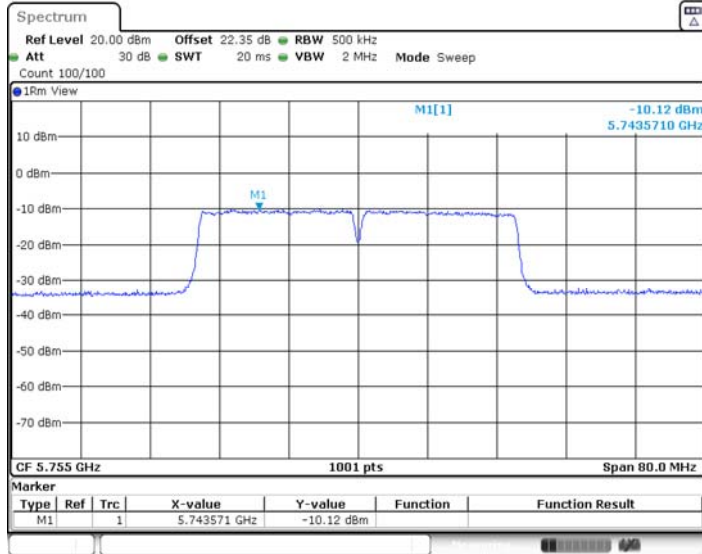
11N40MIMO_Ant1_5670



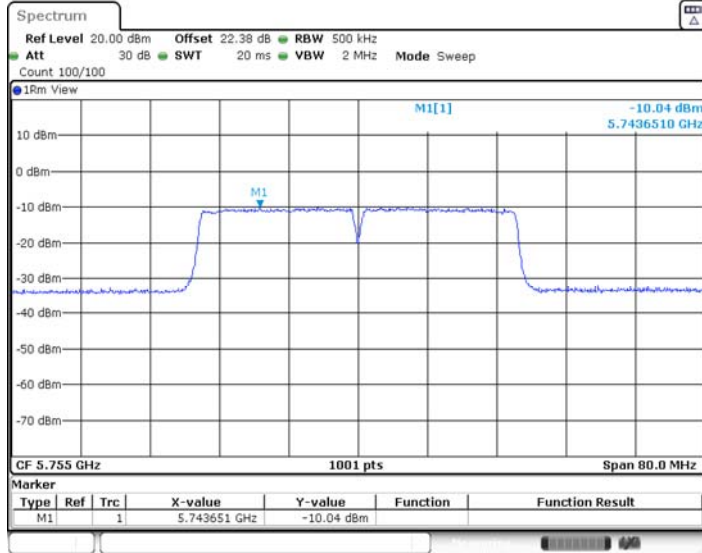
11N40MIMO_Ant2_5670



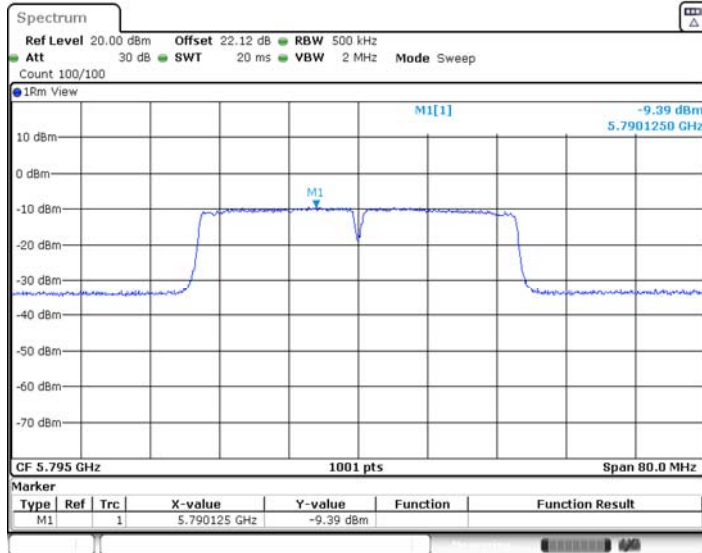
11N40MIMO_Ant1_5755



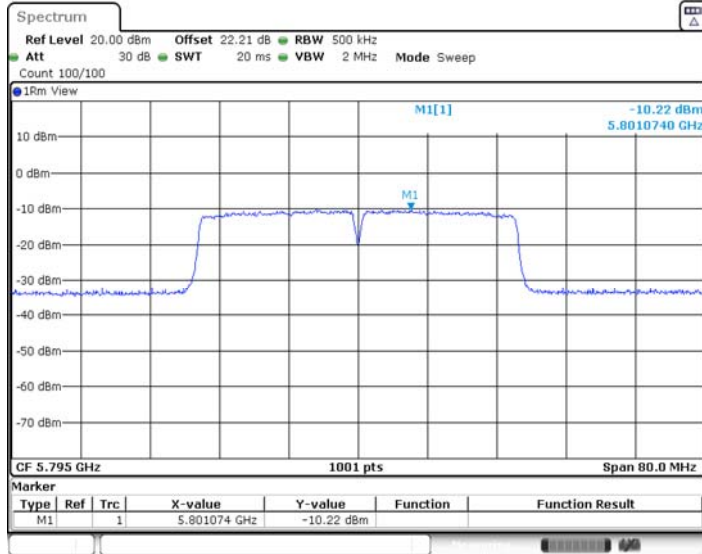
11N40MIMO_Ant2_5755



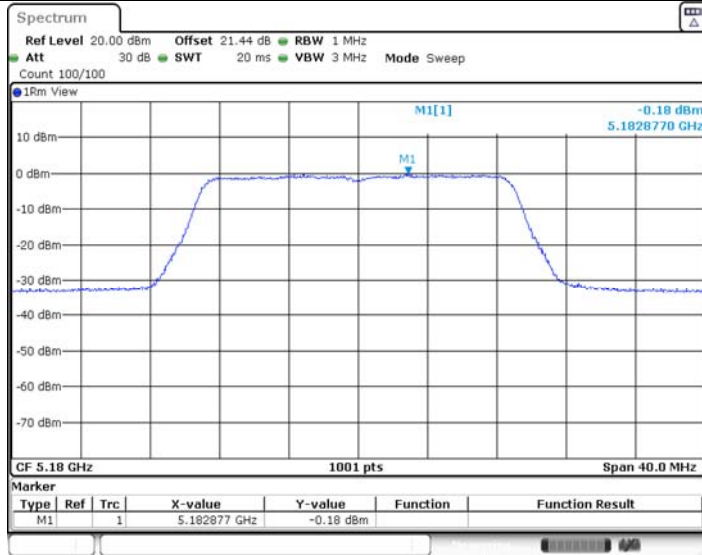
11N40MIMO_Ant1_5795



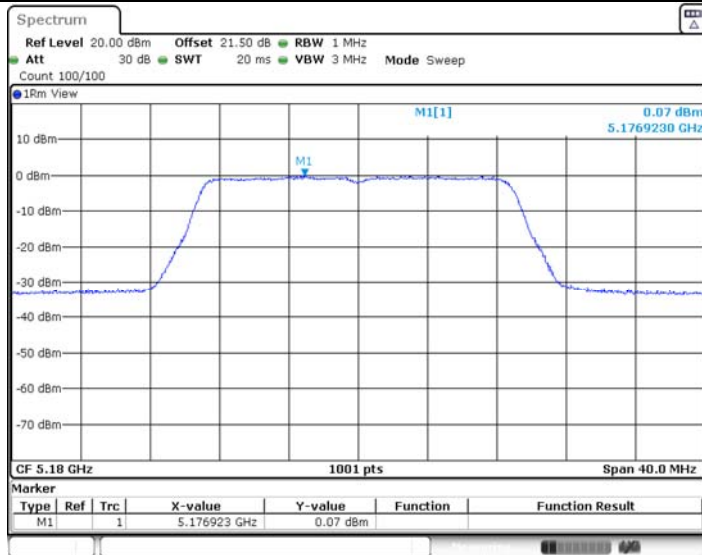
11N40MIMO_Ant2_5795



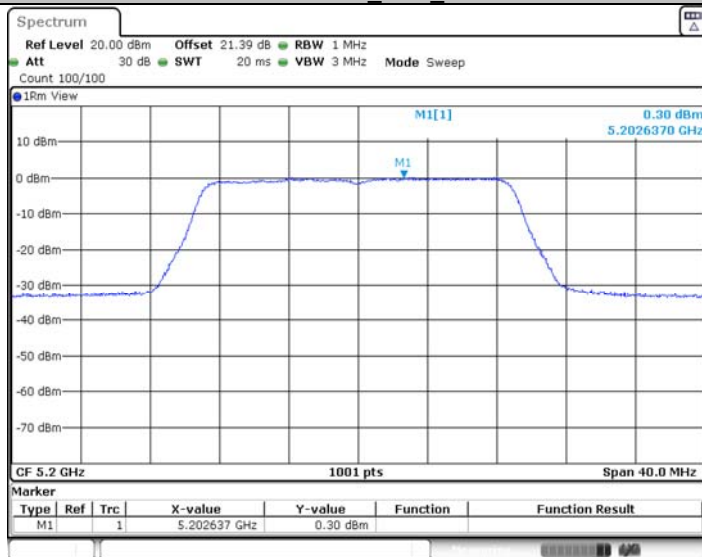
11AC20MIMO_Ant1_5180



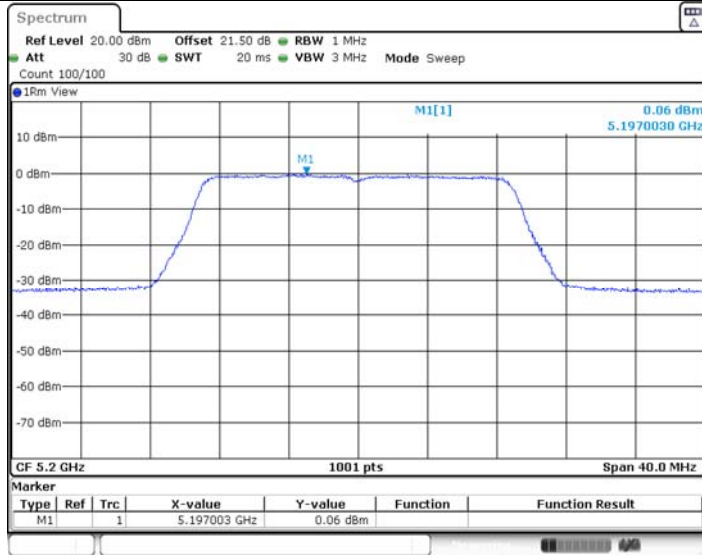
11AC20MIMO_Ant2_5180



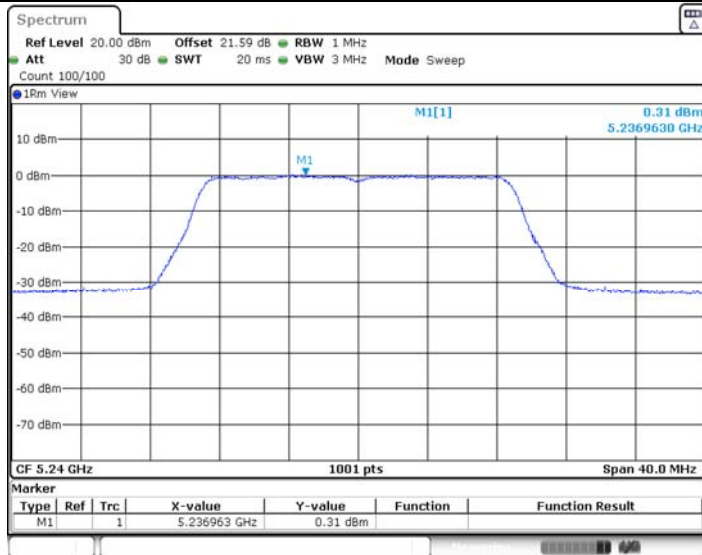
11AC20MIMO_Ant1_5200



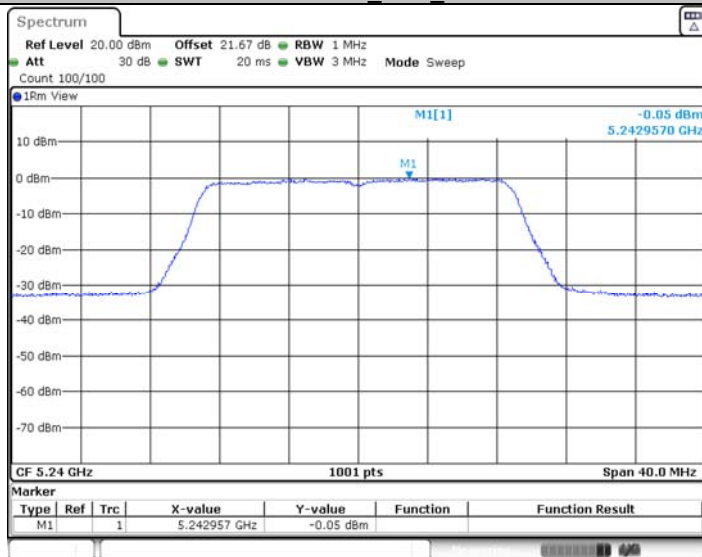
11AC20MIMO_Ant2_5200



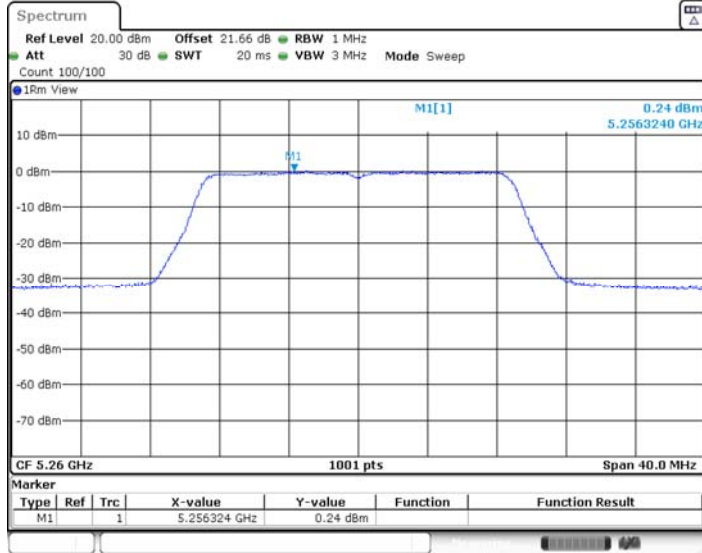
11AC20MIMO_Ant1_5240



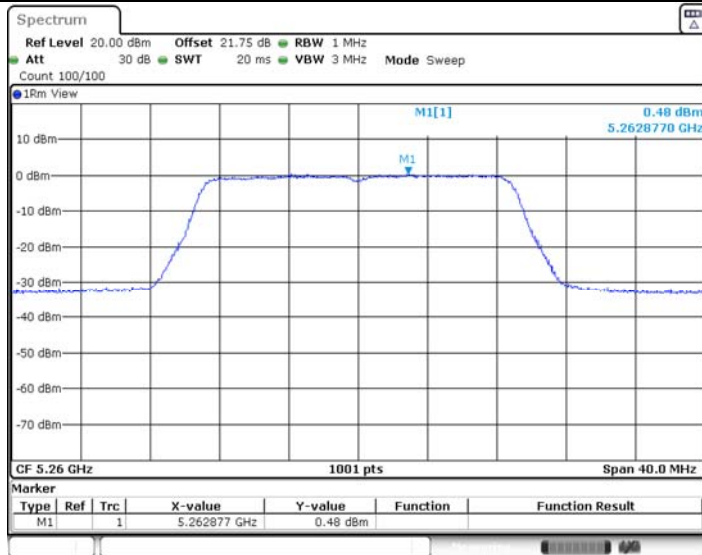
11AC20MIMO_Ant2_5240



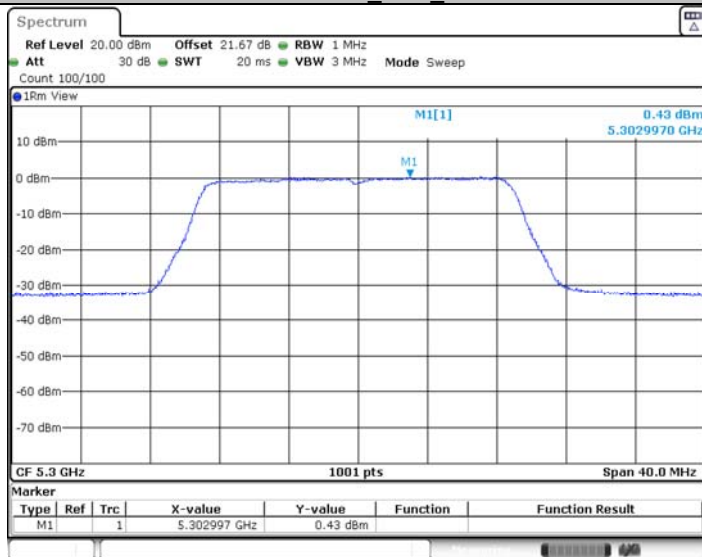
11AC20MIMO_Ant1_5260



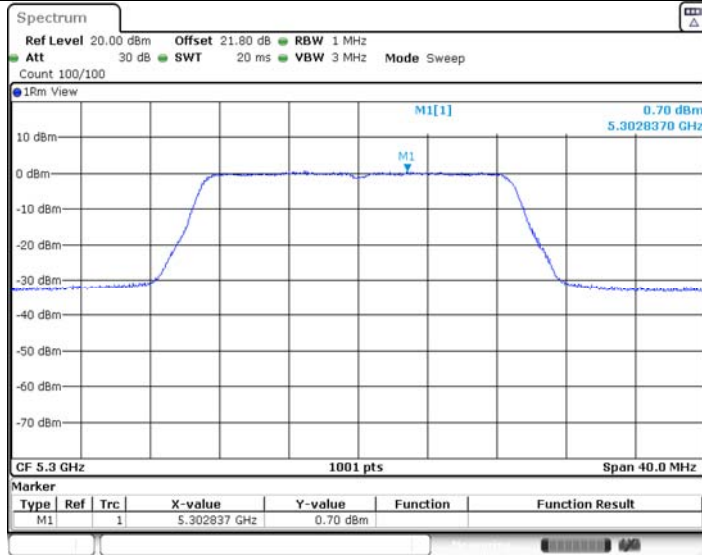
11AC20MIMO_Ant2_5260



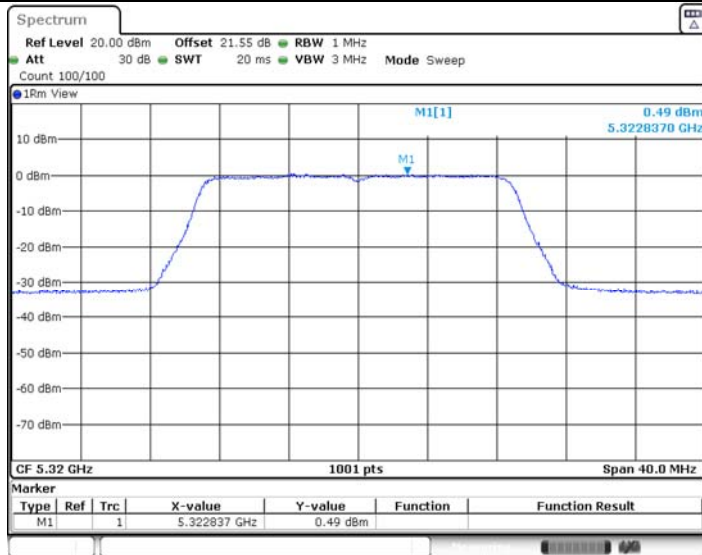
11AC20MIMO_Ant1_5300



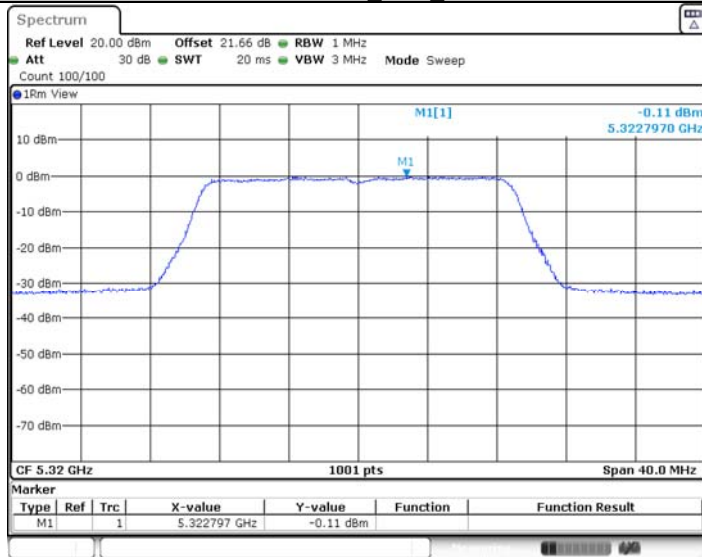
11AC20MIMO_Ant2_5300



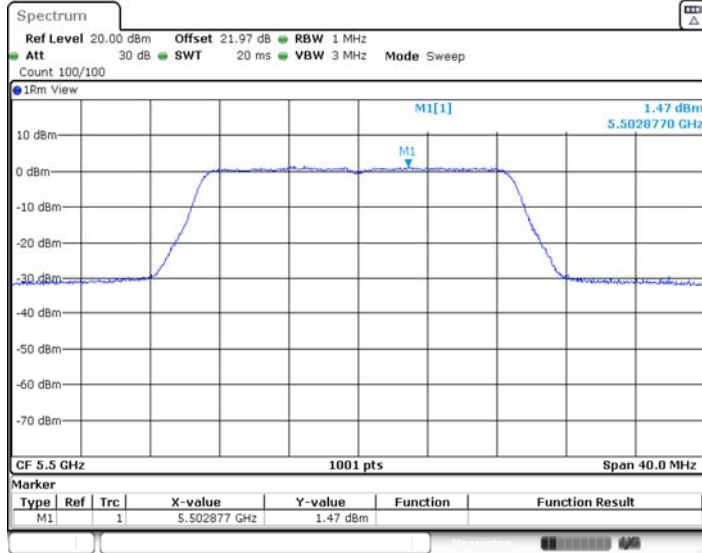
11AC20MIMO_Ant1_5320



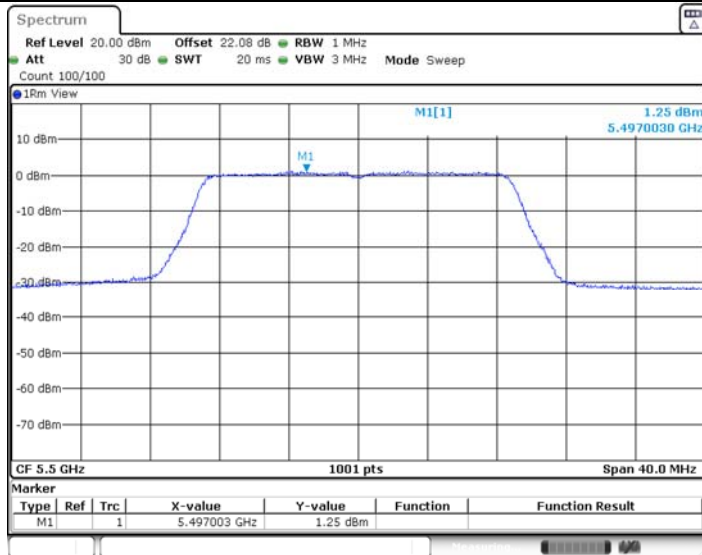
11AC20MIMO_Ant2_5320



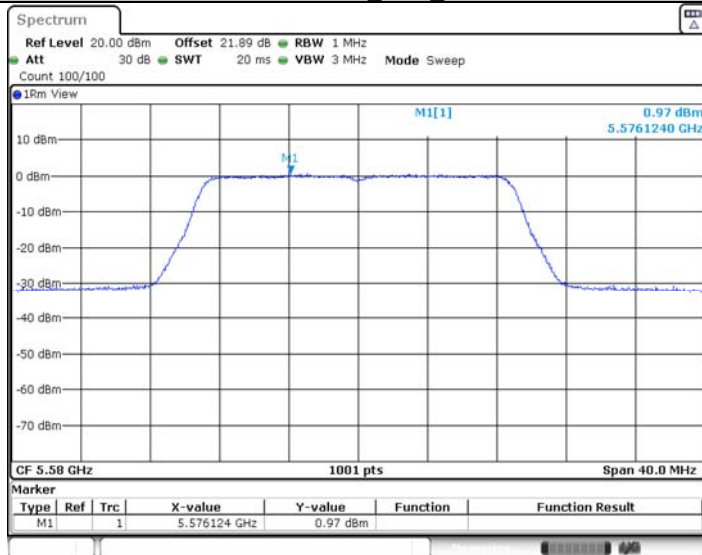
11AC20MIMO_Ant1_5500



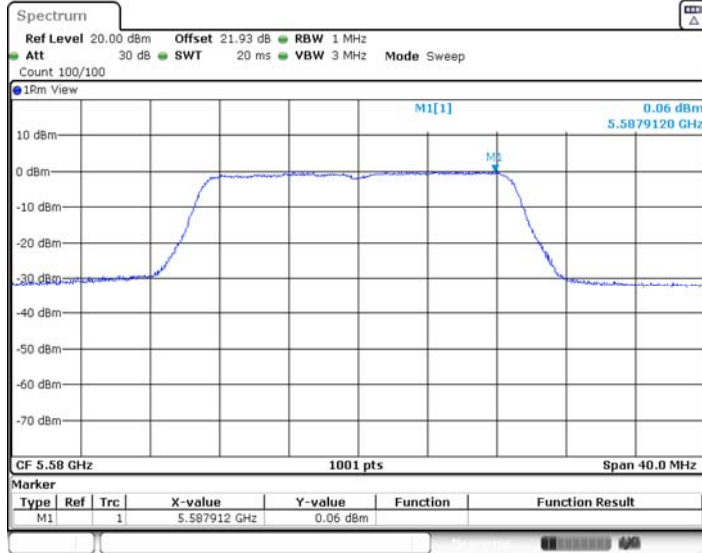
11AC20MIMO_Ant2_5500



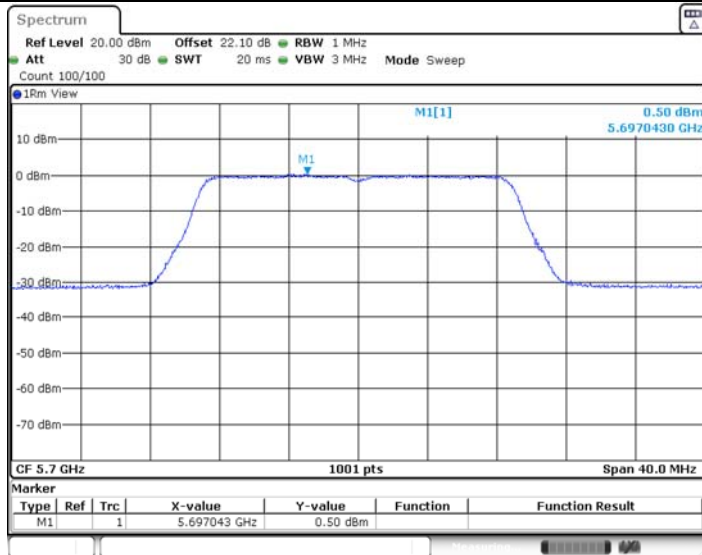
11AC20MIMO_Ant1_5580



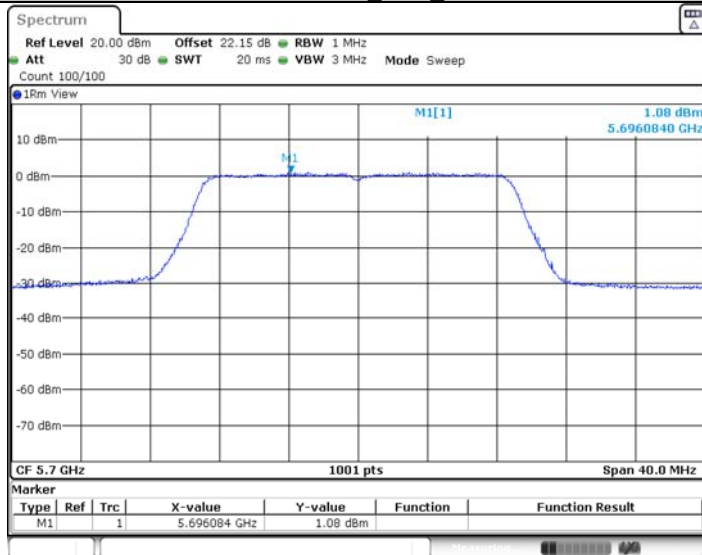
11AC20MIMO_Ant2_5580



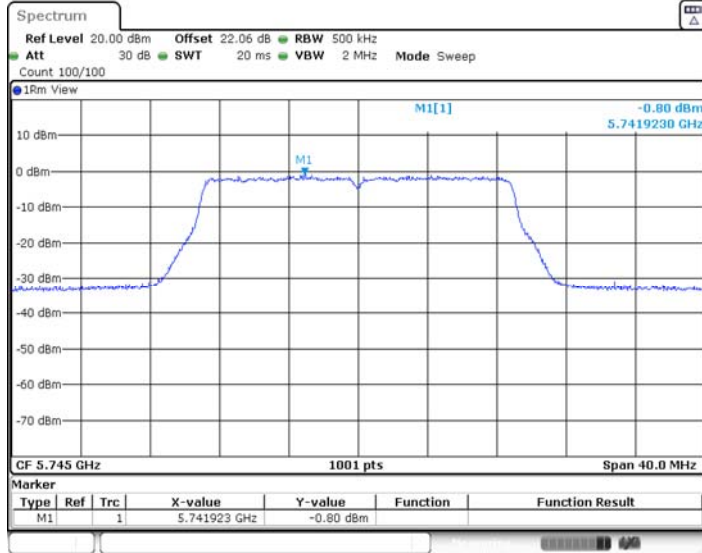
11AC20MIMO_Ant1_5700



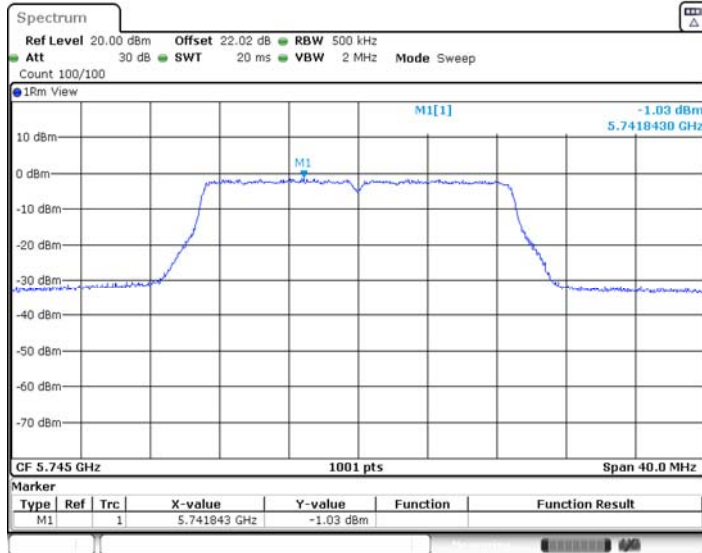
11AC20MIMO_Ant2_5700



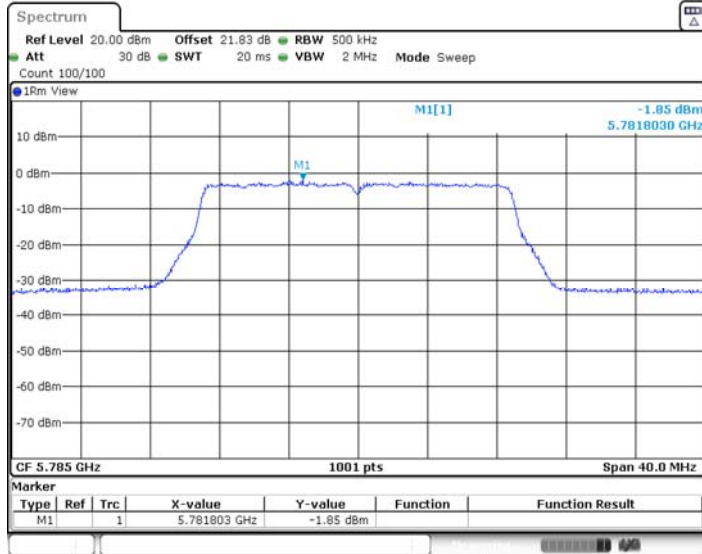
11AC20MIMO_Ant1_5745



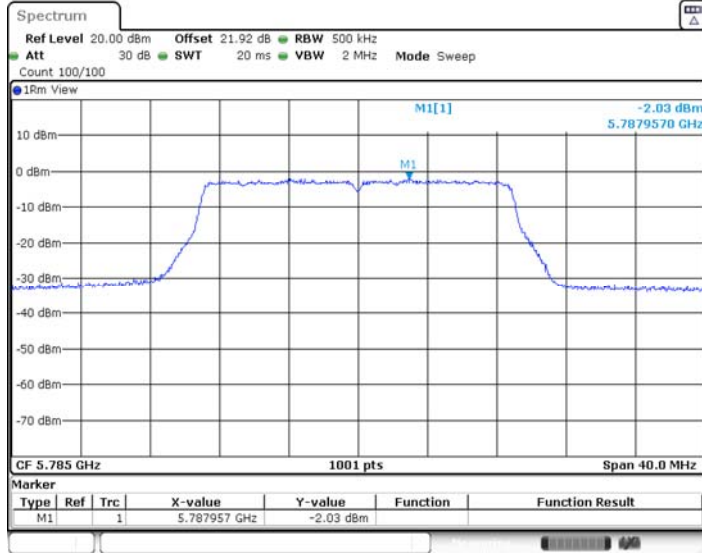
11AC20MIMO_Ant2_5745



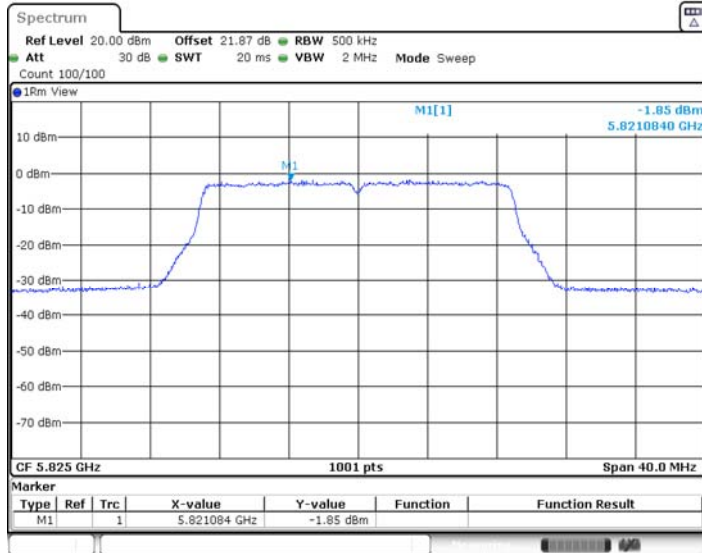
11AC20MIMO_Ant1_5785



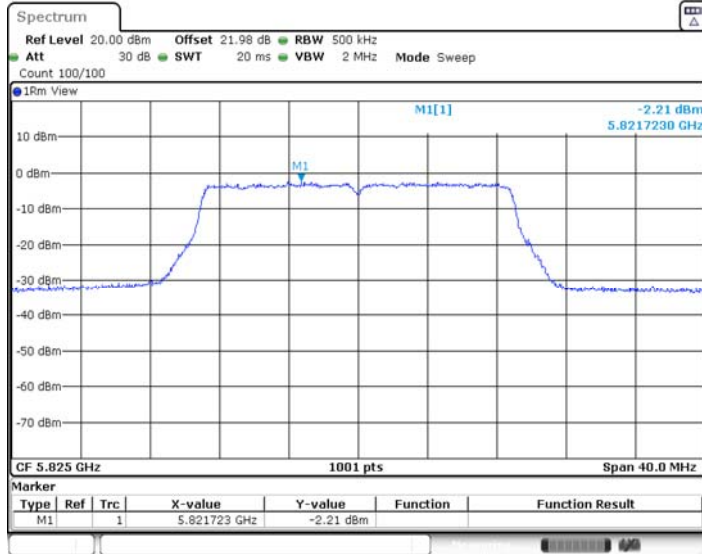
11AC20MIMO_Ant2_5785



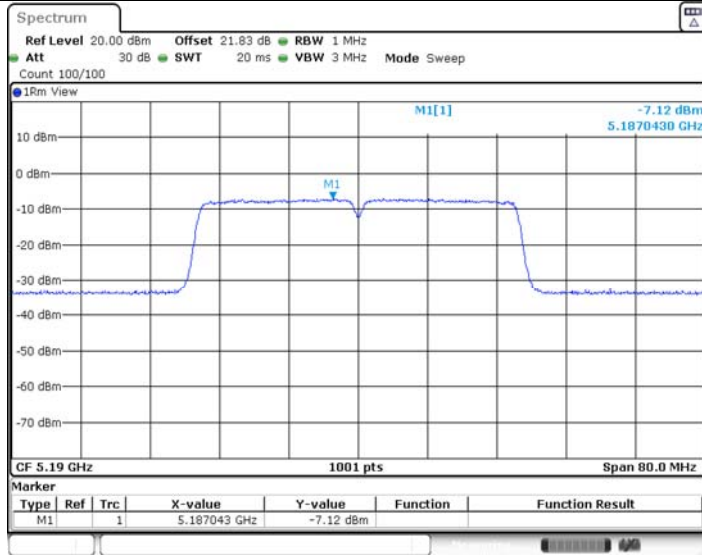
11AC20MIMO_Ant1_5825



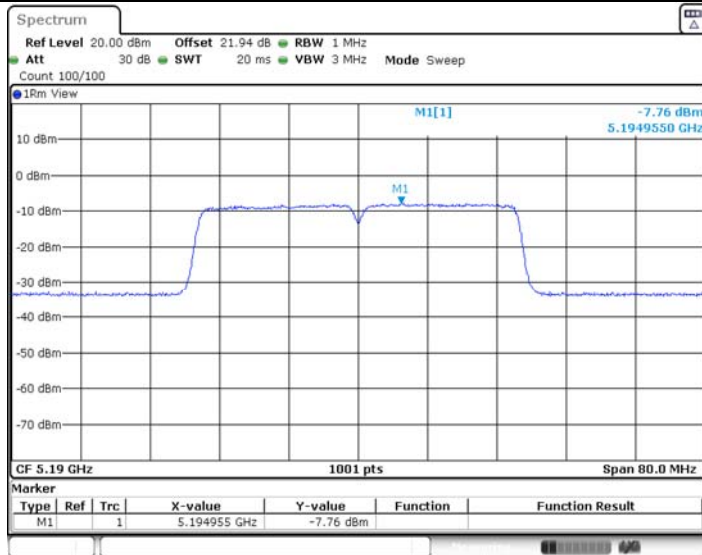
11AC20MIMO_Ant2_5825



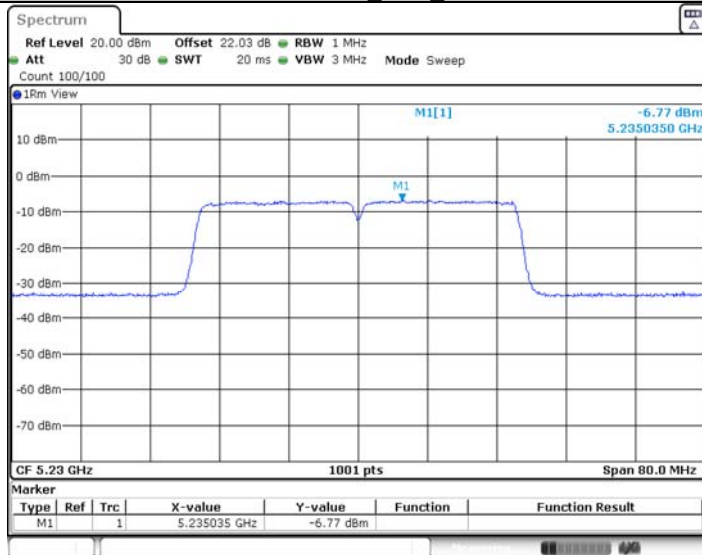
11AC40MIMO_Ant1_5190



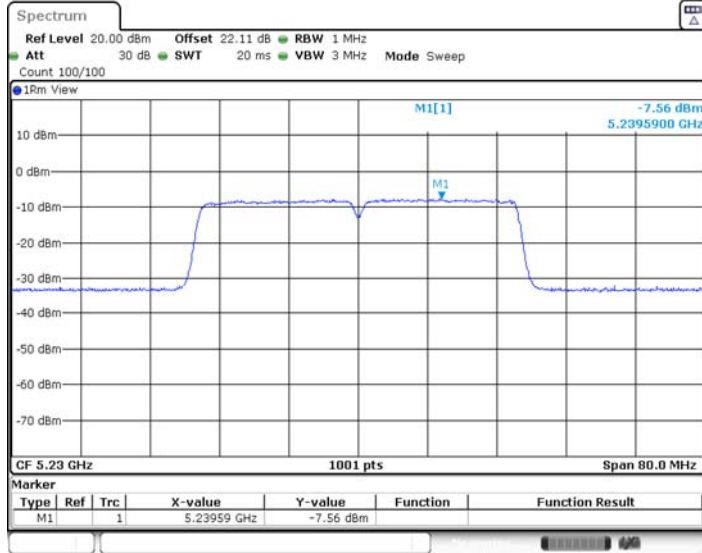
11AC40MIMO_Ant2_5190



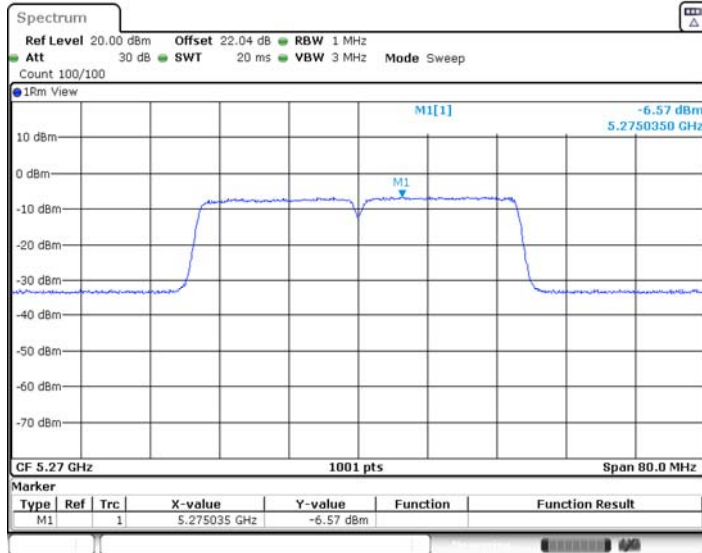
11AC40MIMO_Ant1_5230



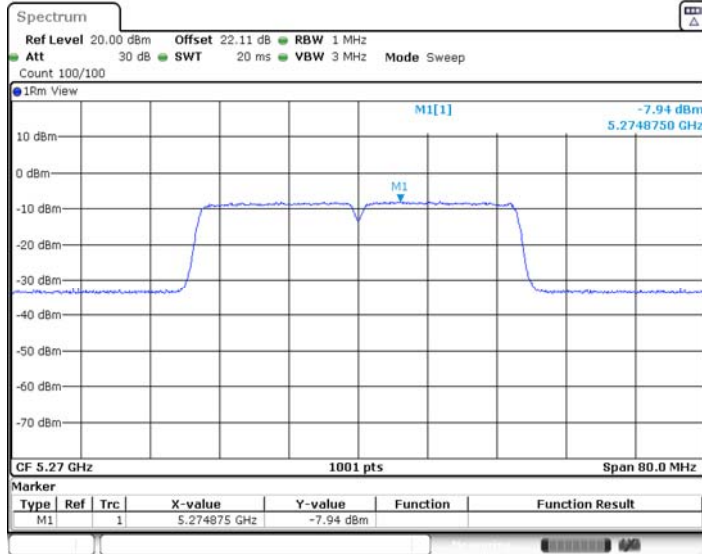
11AC40MIMO_Ant2_5230



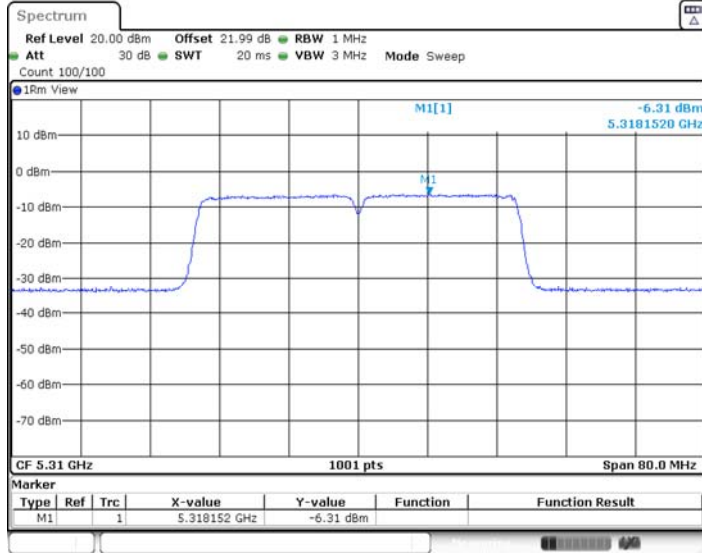
11AC40MIMO_Ant1_5270



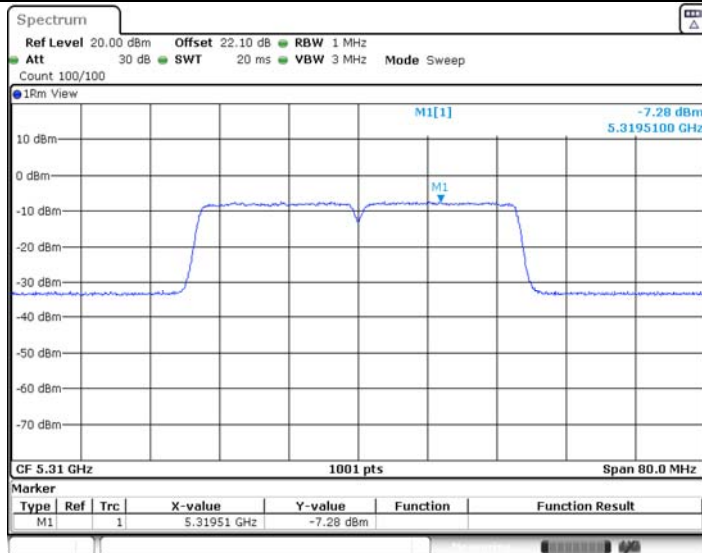
11AC40MIMO_Ant2_5270



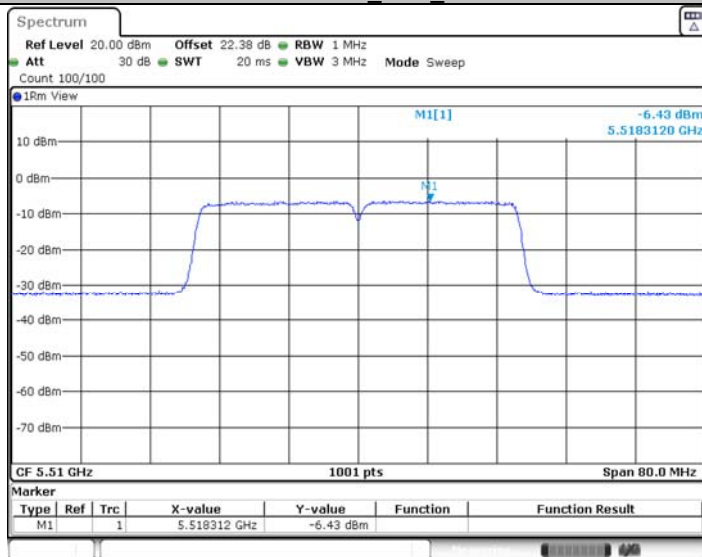
11AC40MIMO_Ant1_5310



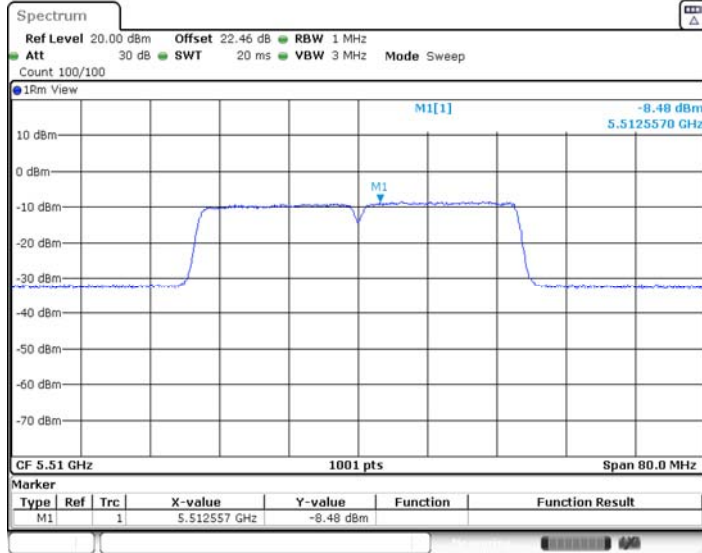
11AC40MIMO_Ant2_5310



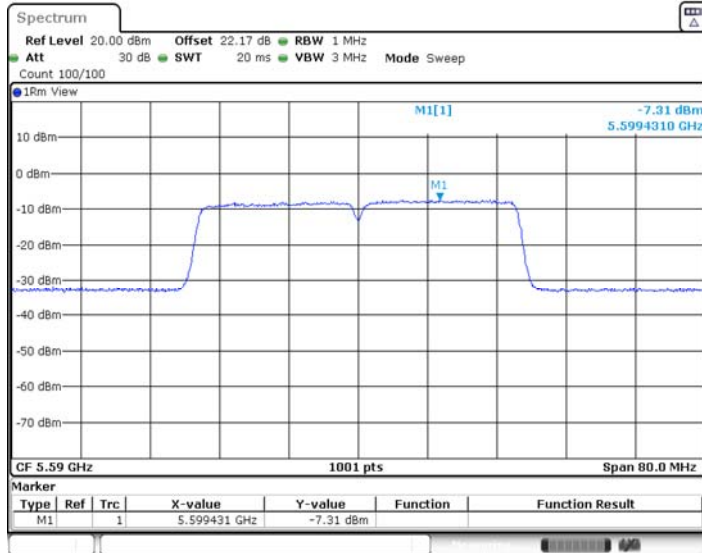
11AC40MIMO_Ant1_5510



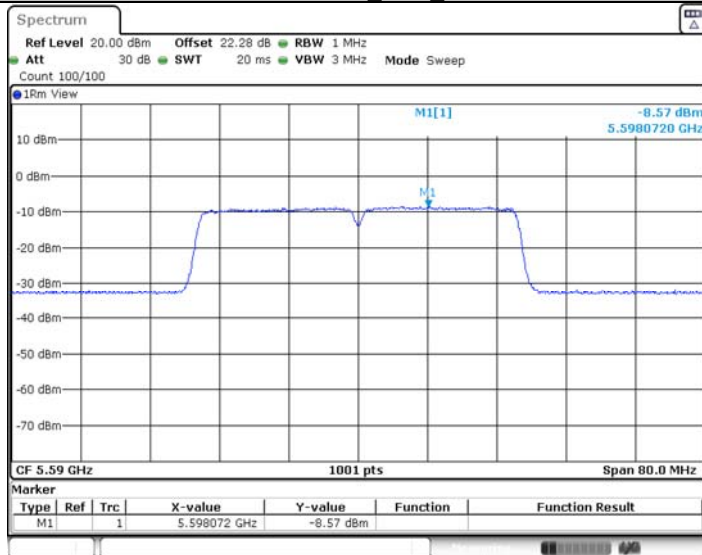
11AC40MIMO_Ant2_5510



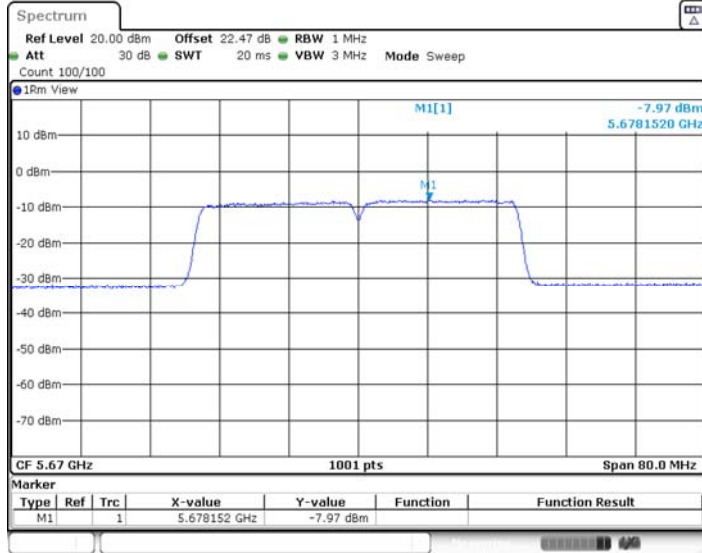
11AC40MIMO_Ant1_5590



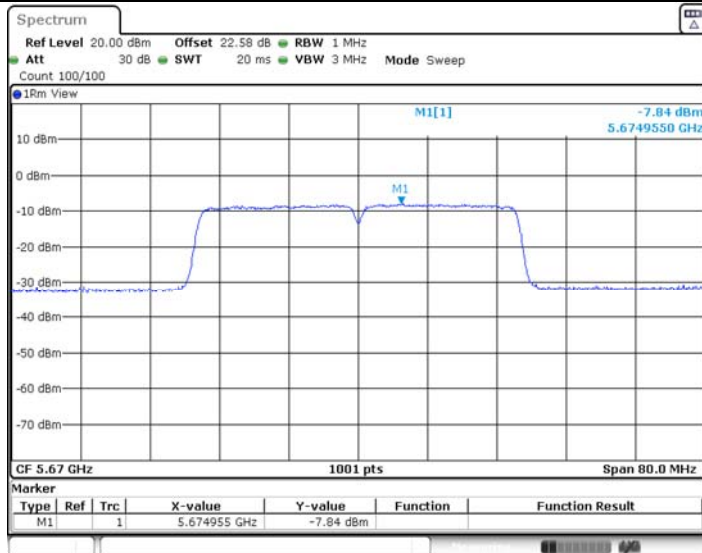
11AC40MIMO_Ant2_5590



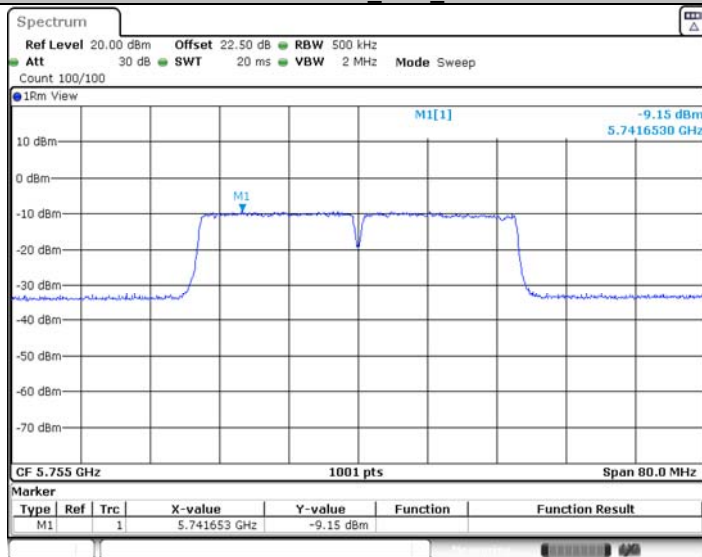
11AC40MIMO_Ant1_5670



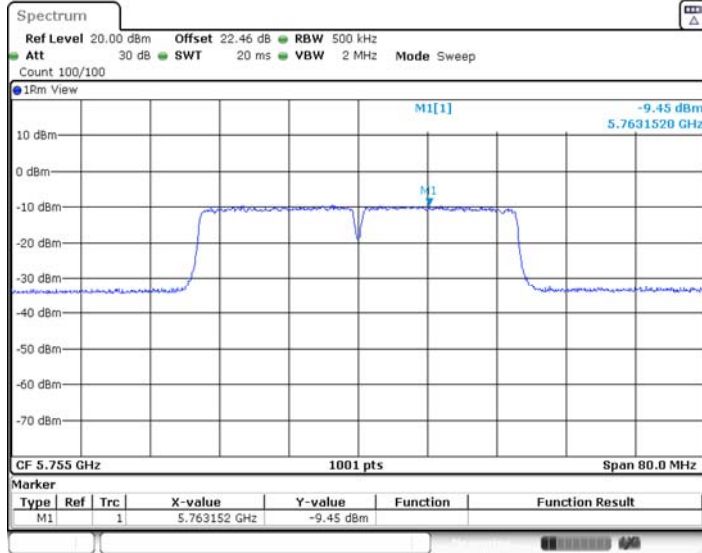
11AC40MIMO_Ant2_5670



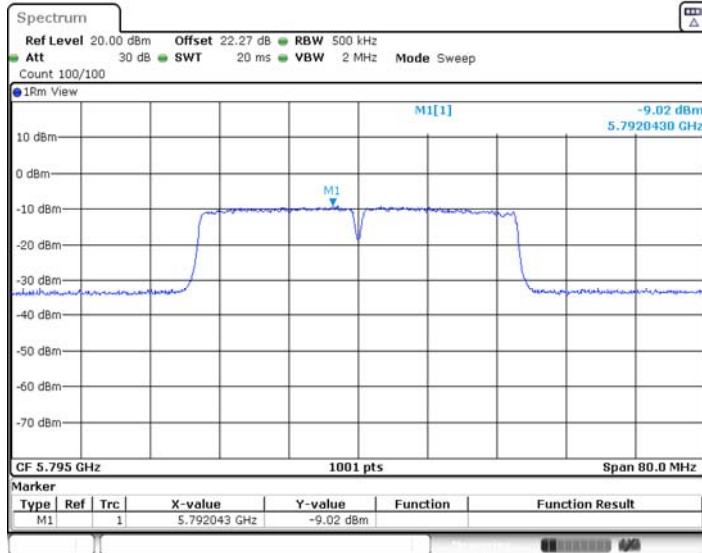
11AC40MIMO_Ant1_5755



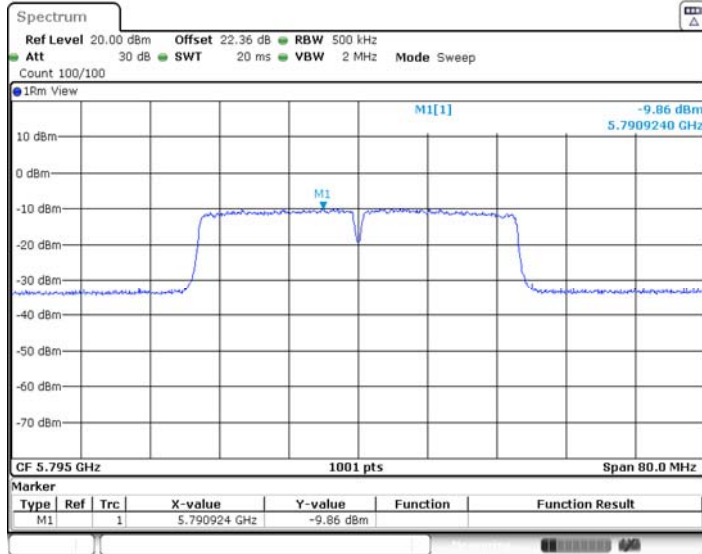
11AC40MIMO_Ant2_5755



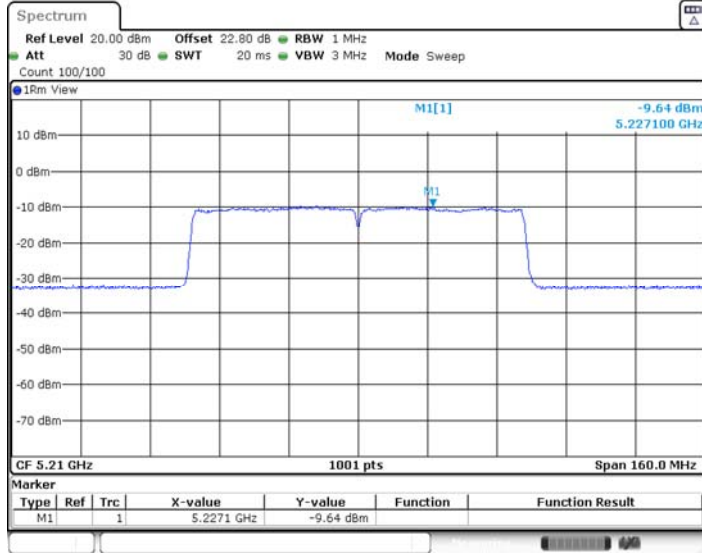
11AC40MIMO_Ant1_5795



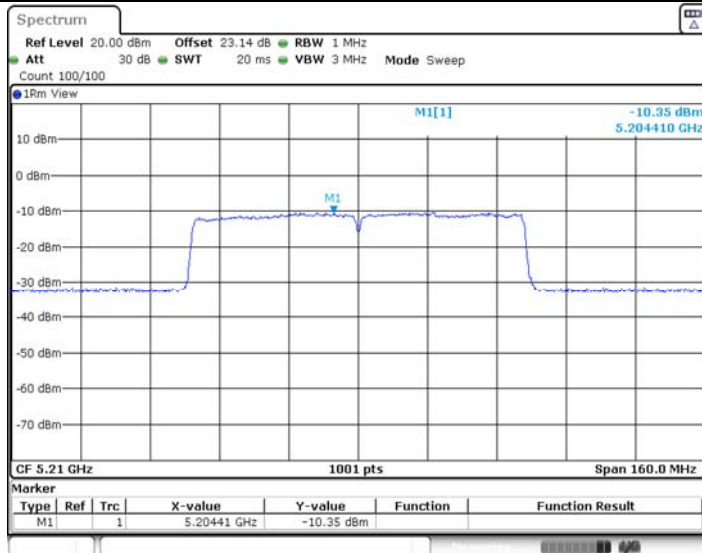
11AC40MIMO_Ant2_5795



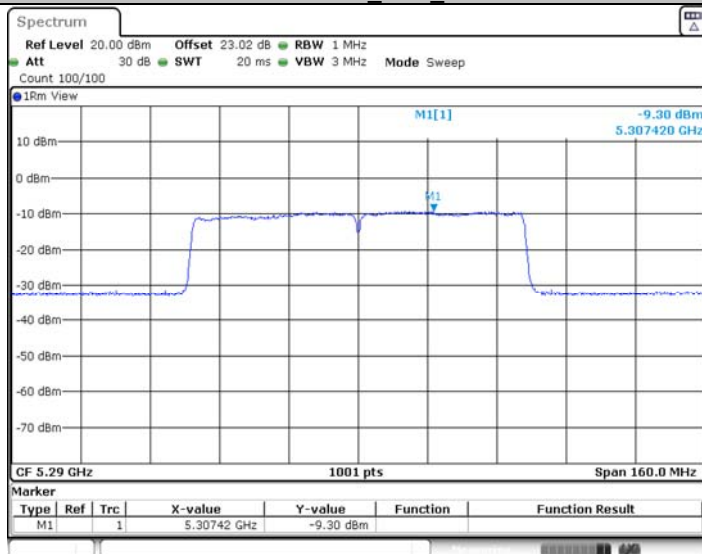
11AC80MIMO_Ant1_5210



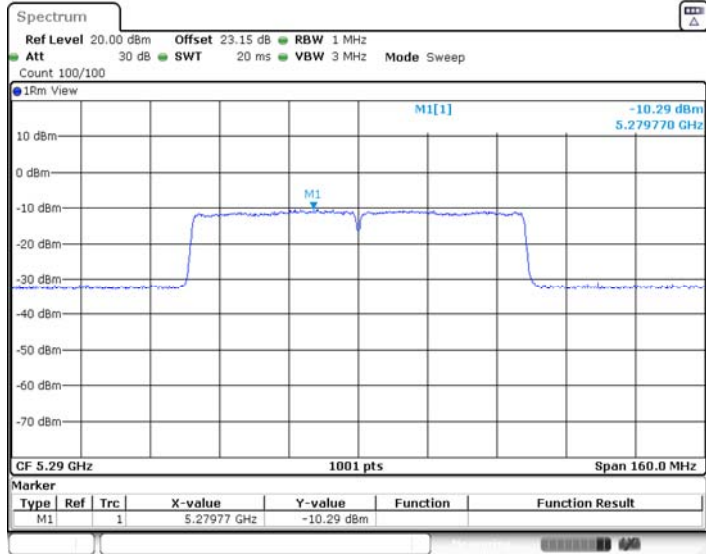
11AC80MIMO_Ant2_5210



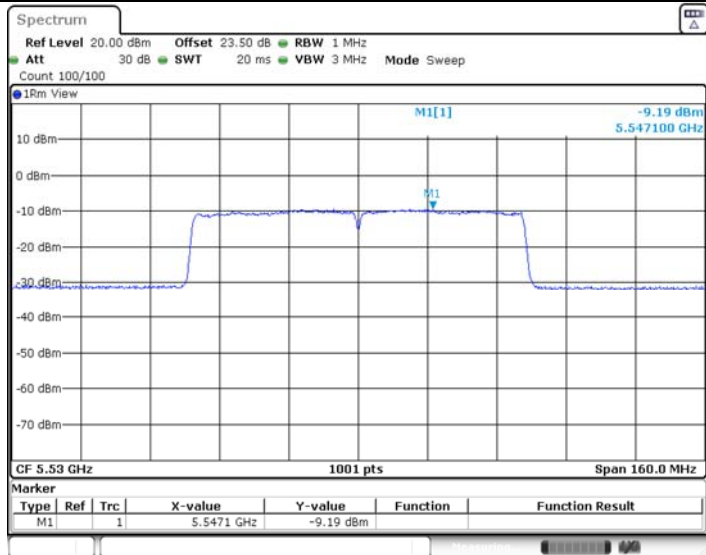
11AC80MIMO_Ant1_5290



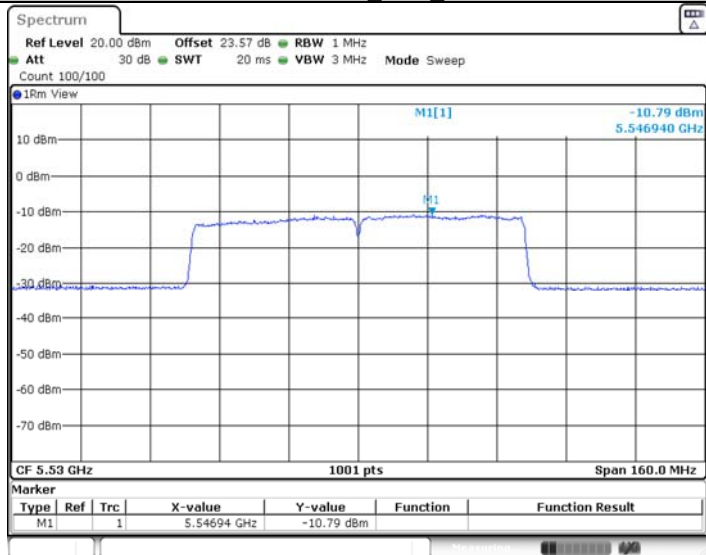
11AC80MIMO_Ant2_5290



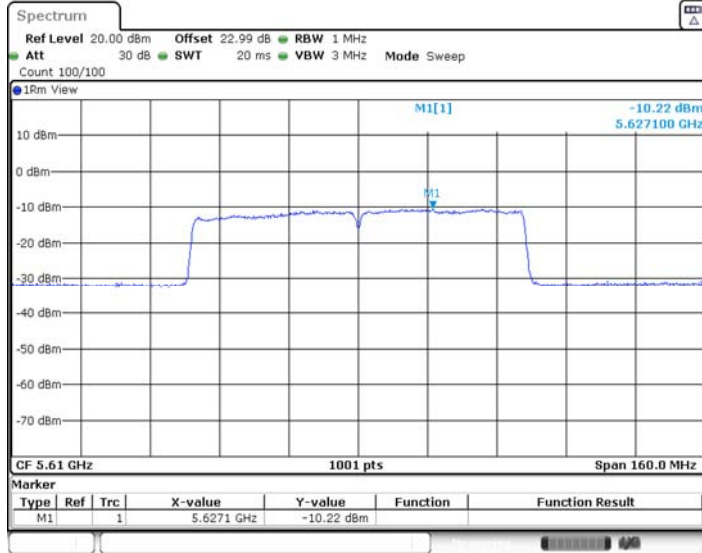
11AC80MIMO_Ant1_5530



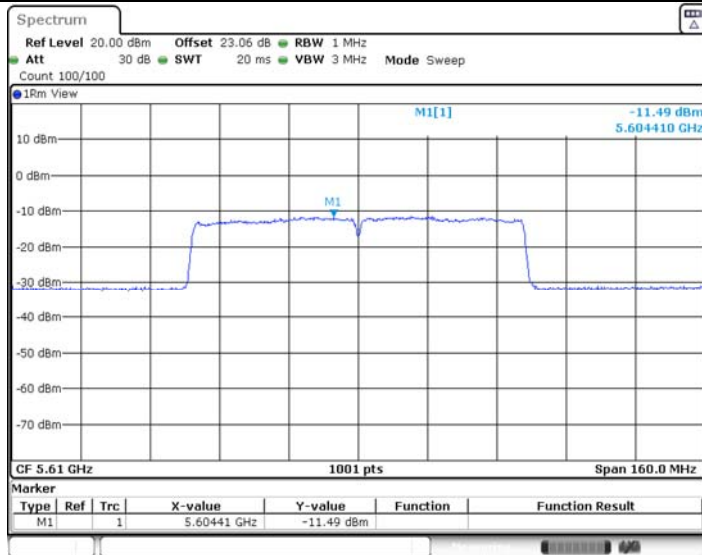
11AC80MIMO_Ant2_5530



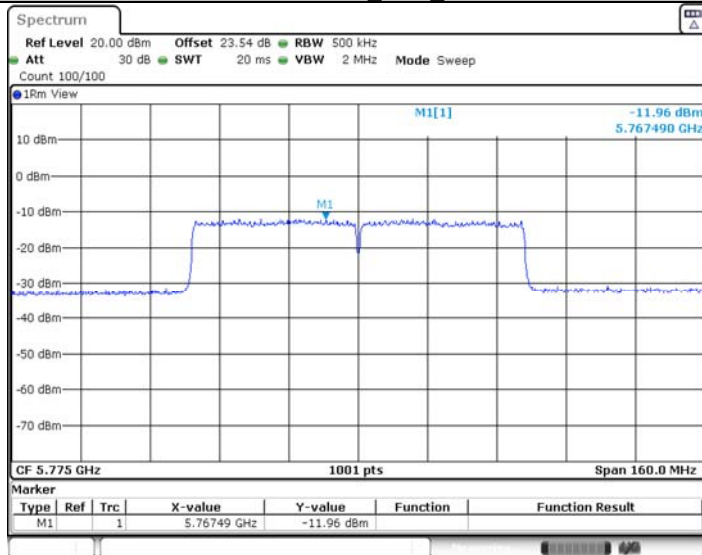
11AC80MIMO_Ant1_5610

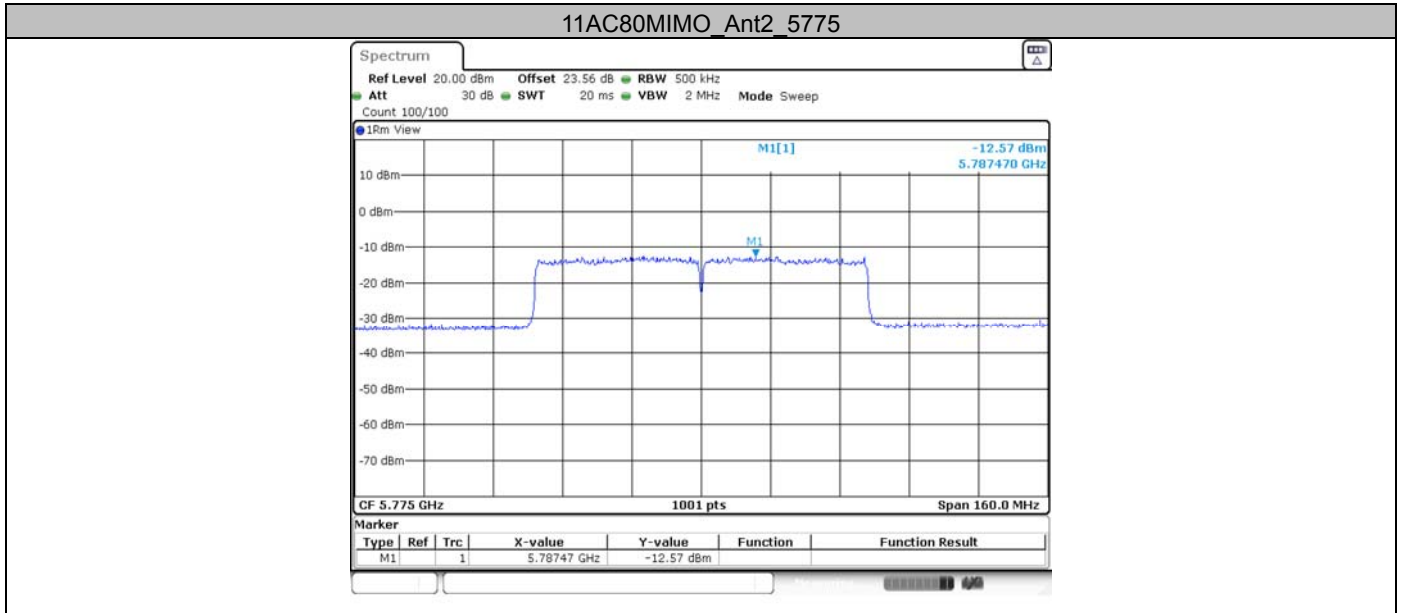


11AC80MIMO_Ant2_5610



11AC80MIMO_Ant1_5775





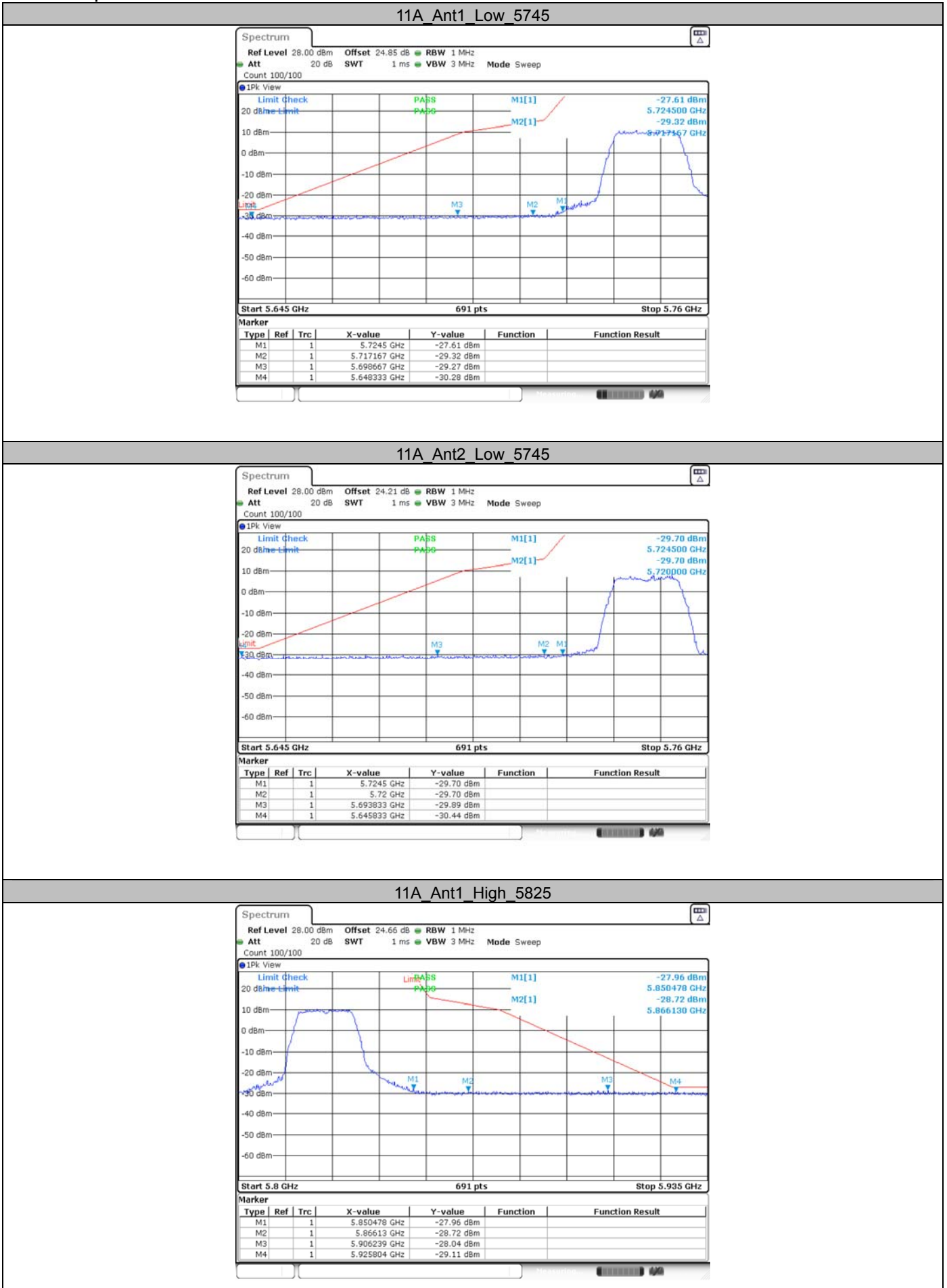
Appendix G: Band edge measurements

Test Result B4

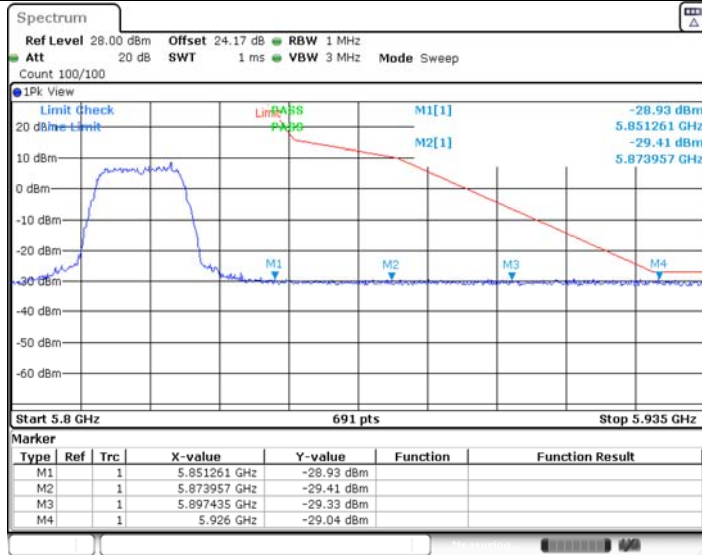
Test Mode	Antenna	Ch Name	Frequency [MHz]	Freq Range [MHz]	Result [dBm]	Limit [dBm]	Verdict
11A	Ant1	Low	5745	5650~5700	-29.27	≤9.01	PASS
				5700~5720	-29.32	≤14.81	PASS
				5720~5725	-27.61	≤25.86	PASS
				5760~5650	-30.28	≤-27	PASS
	Ant2	Low	5745	5650~5700	-29.89	≤5.44	PASS
				5700~5720	-29.7	≤15.60	PASS
				5720~5725	-29.7	≤25.86	PASS
				5760~5650	-30.44	≤-27	PASS
	Ant1	High	5825	5850~5855	-27.96	≤16.69	PASS
				5855~5875	-28.72	≤13.12	PASS
				5875~5925	-28.04	≤-3.88	PASS
				5925~5935	-29.11	≤-27	PASS
	Ant2	High	5825	5850~5855	-28.93	≤18.48	PASS
				5855~5875	-29.41	≤15.31	PASS
				5875~5925	-29.33	≤-10.40	PASS
				5925~5935	-29.04	≤-27	PASS
11N20MIMO	Ant1	Low	5745	5650~5700	-28.25	≤-5.42	PASS
				5700~5720	-28.44	≤15.37	PASS
				5720~5725	-24.42	≤26.62	PASS
				5760~5650	-29.76	≤-27	PASS
	Ant2	Low	5745	5650~5700	-29.06	≤3.71	PASS
				5700~5720	-25.69	≤14.62	PASS
				5720~5725	-21.48	≤24.72	PASS
				5760~5650	-30.29	≤-27	PASS
	Ant1	High	5825	5850~5855	-27.2	≤17.58	PASS
				5855~5875	-27.97	≤12.35	PASS
				5875~5925	-28.4	≤-24.88	PASS
				5925~5935	-29	≤-27	PASS
	Ant2	High	5825	5850~5855	-27.14	≤18.03	PASS
				5855~5875	-28.87	≤10.21	PASS
				5875~5925	-29.05	≤-9.82	PASS
				5925~5935	-29.6	≤-27	PASS
11N40MIMO	Ant1	Low	5755	5650~5700	-29.79	≤-11.15	PASS
				5700~5720	-29.4	≤15.14	PASS
				5720~5725	-30.07	≤26.16	PASS
				5780~5650	-31.18	≤-27	PASS
	Ant2	Low	5755	5650~5700	-39.82	≤2.02	PASS
				5700~5720	-39.83	≤13.39	PASS
				5720~5725	-40.75	≤21.25	PASS
				5780~5650	-41.7	≤-27	PASS
	Ant1	High	5795	5850~5855	-29.23	≤18.03	PASS
				5855~5875	-29.46	≤13.18	PASS
				5875~5925	-28.92	≤-3.66	PASS
				5925~5935	-29.4	≤-27	PASS
	Ant2	High	5795	5850~5855	-29.79	≤20.21	PASS
				5855~5875	-29.86	≤10.51	PASS
				5875~5925	-29.5	≤-17.11	PASS
				5925~5935	-30.58	≤-27	PASS
11AC20MIMO O	Ant1	Low	5745	5650~5700	-29.21	≤-25.77	PASS
				5700~5720	-28.79	≤15.23	PASS
				5720~5725	-22.84	≤26.24	PASS
				5760~5650	-30.43	≤-27	PASS
	Ant2	Low	5745	5650~5700	-29.38	≤-1.47	PASS

				5700~5720	-29.84	≤11.91	PASS			
				5720~5725	-28.86	≤25.86	PASS			
				5760~5650	-30.24	≤-27	PASS			
				Ant1	High	5825	5850~5855	-27.08	≤19.37	PASS
							5855~5875	-28.29	≤12.62	PASS
							5875~5925	-28.45	≤-17.49	PASS
							5925~5935	-28.83	≤-27	PASS
				Ant2	High	5825	5850~5855	-28.01	≤16.25	PASS
							5855~5875	-29.51	≤14.60	PASS
							5875~5925	-28.82	≤7.56	PASS
5925~5935	-29.22	≤-27	PASS							
11AC40MIM O	Ant1	Low	5755	5650~5700	-29.82	≤-5.07	PASS			
				5700~5720	-29.83	≤14.65	PASS			
				5720~5725	-29.5	≤19.47	PASS			
				5780~5650	-30.47	≤-27	PASS			
	Ant2	Low	5755	5650~5700	-30.31	≤8.10	PASS			
				5700~5720	-30.08	≤14.81	PASS			
				5720~5725	-30.04	≤19.91	PASS			
				5780~5650	-31.27	≤-27	PASS			
	Ant1	High	5795	5850~5855	-29.58	≤19.12	PASS			
				5855~5875	-29.3	≤14.72	PASS			
				5875~5925	-29.26	≤-25.25	PASS			
				5925~5935	-30.16	≤-27	PASS			
	Ant2	High	5795	5850~5855	-30.32	≤17.48	PASS			
				5855~5875	-29.05	≤14.05	PASS			
				5875~5925	-29.9	≤-26.84	PASS			
				5925~5935	-29.9	≤-27	PASS			
	11AC80MIM O	Ant1	Low	5775	5650~5700	-27.23	≤0.22	PASS		
					5700~5720	-27.02	≤11.58	PASS		
					5720~5725	-25.96	≤17.72	PASS		
					5800~5650	-30.63	≤-27	PASS		
High			5775	5850~5855	-29.13	≤18.67	PASS			
				5855~5875	-29.1	≤14.31	PASS			
				5875~5925	-28.25	≤-15.93	PASS			
				5925~5935	-29.16	≤-27	PASS			
Ant2		Low	5775	5650~5700	-28.75	≤4.71	PASS			
				5700~5720	-27.62	≤13.66	PASS			
				5720~5725	-27.56	≤17.72	PASS			
				5800~5650	-31.52	≤-27	PASS			
				High	5775	5850~5855	-29.94	≤19.28	PASS	
						5855~5875	-29.89	≤14.46	PASS	
5875~5925	-29.79	≤-12.76	PASS							
				5925~5935	-30.07	≤-27	PASS			

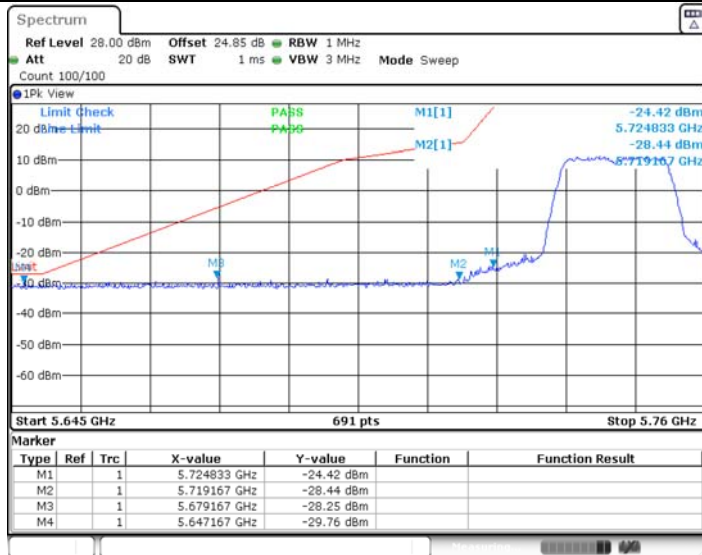
Test Graphs B4



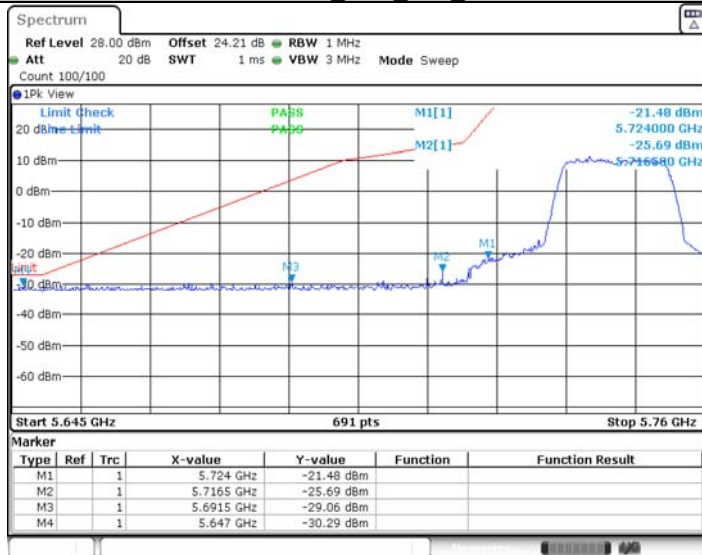
11A_Ant2_High_5825



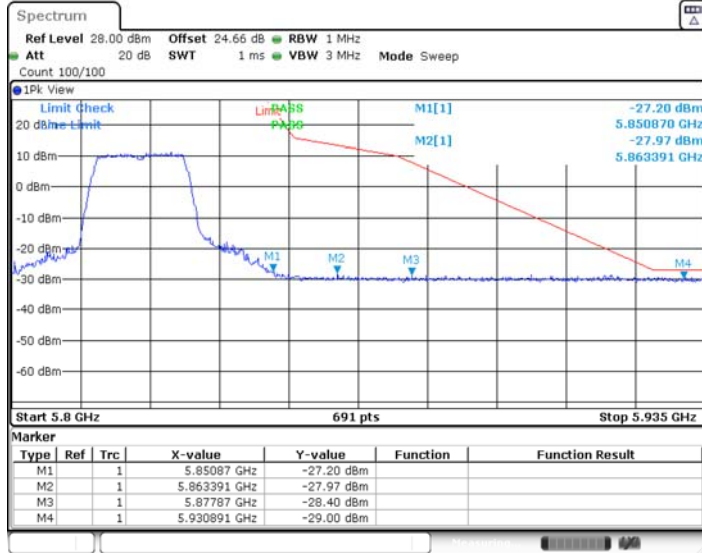
11N20MIMO_Ant1_Low_5745



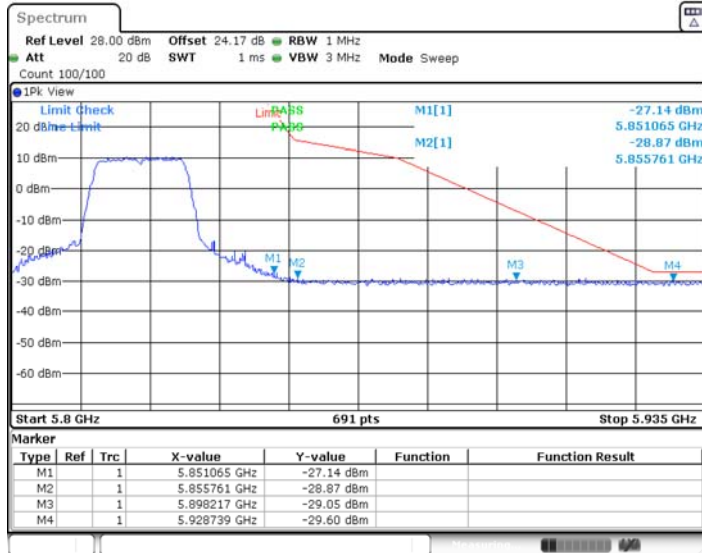
11N20MIMO_Ant2_Low_5745



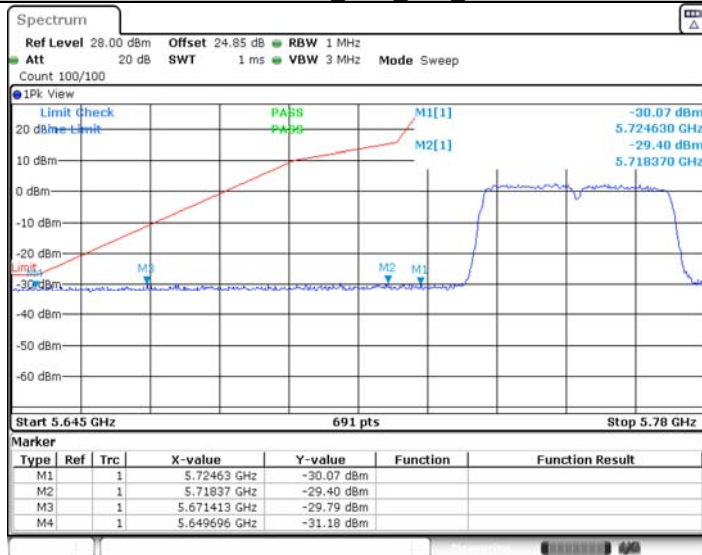
11N20MIMO_Ant1_High_5825



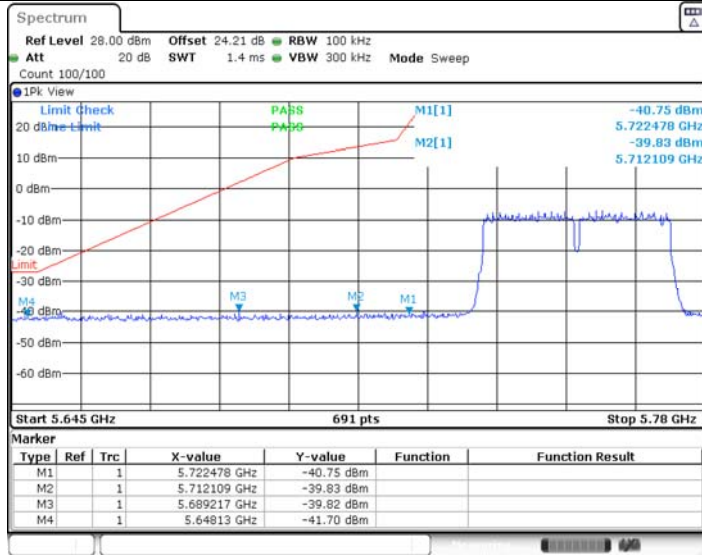
11N20MIMO_Ant2_High_5825



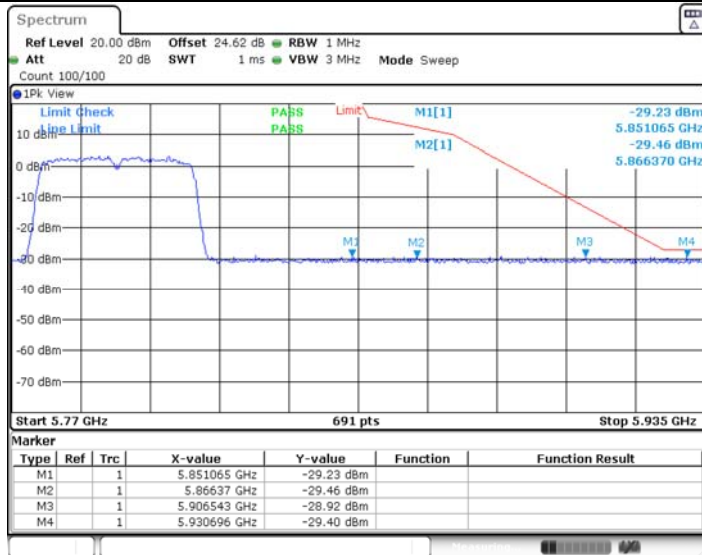
11N40MIMO_Ant1_Low_5755



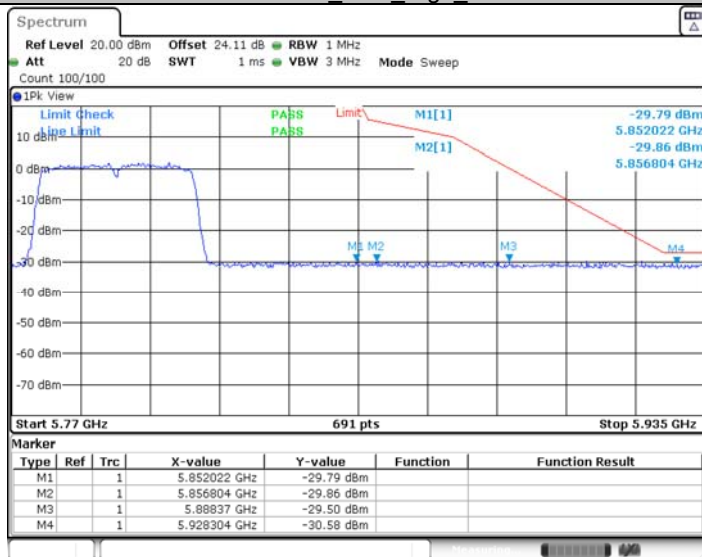
11N40MIMO_Ant2_Low_5755



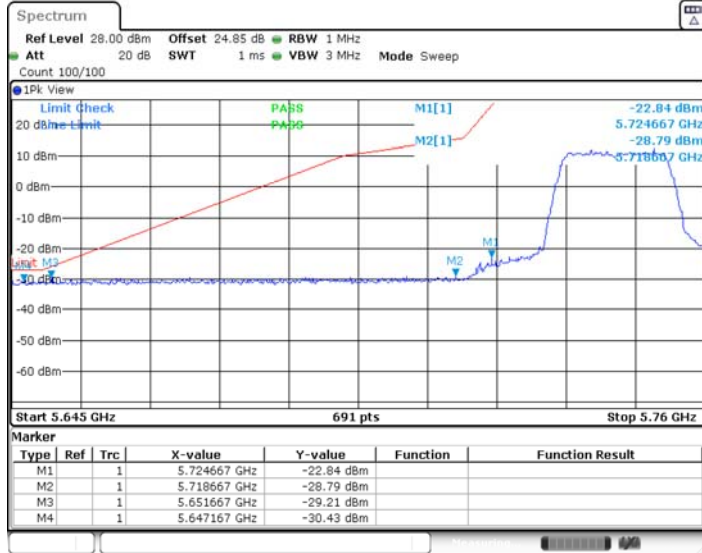
11N40MIMO_Ant1_High_5795



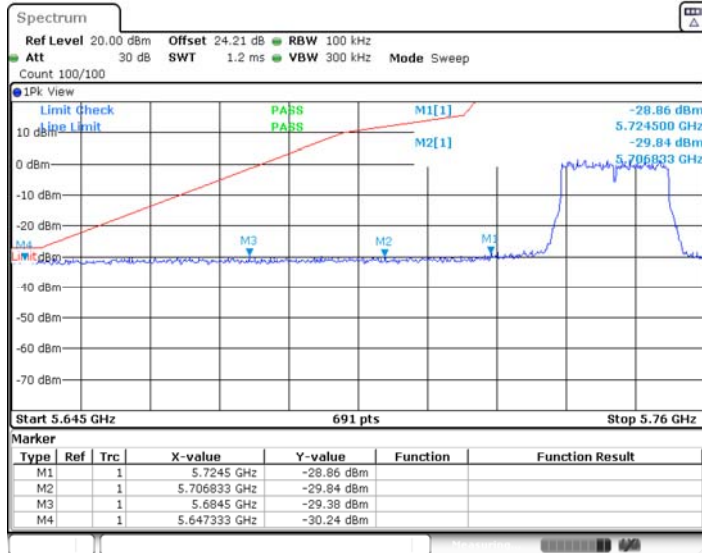
11N40MIMO_Ant2_High_5795



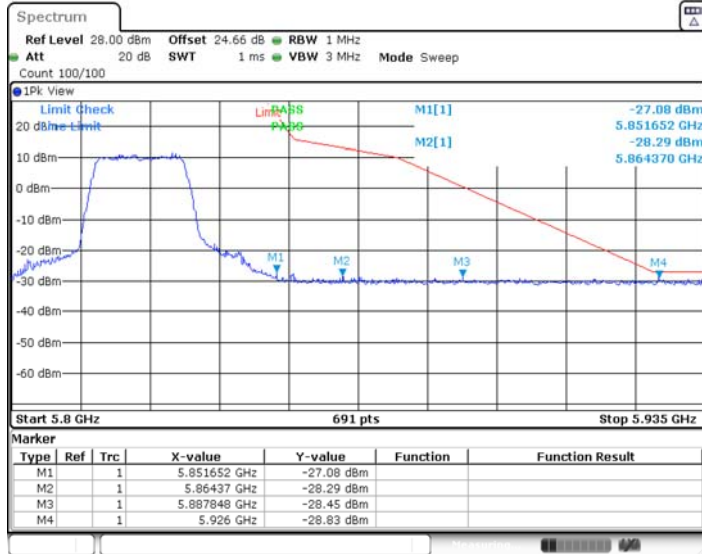
11AC20MIMO Ant1 Low 5745



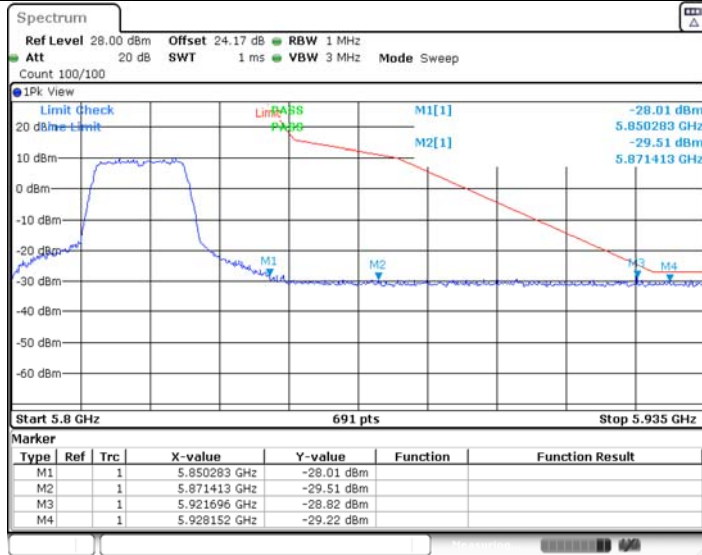
11AC20MIMO Ant2 Low 5745



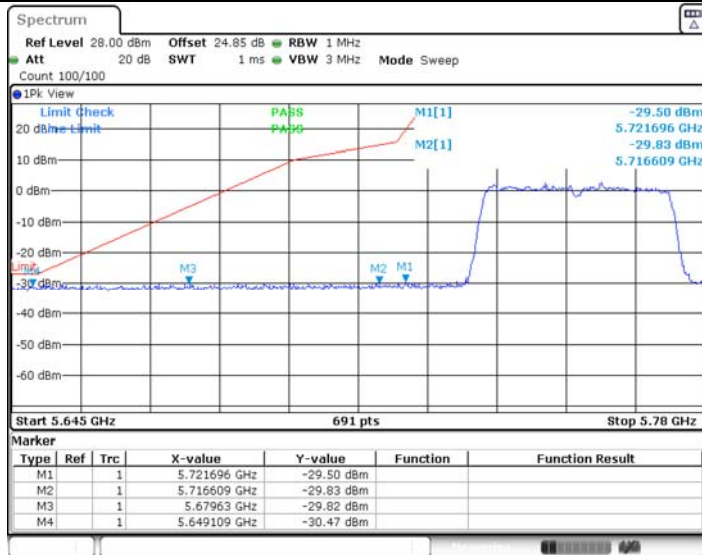
11AC20MIMO Ant1 High 5825



11AC20MIMO_Ant2_High_5825



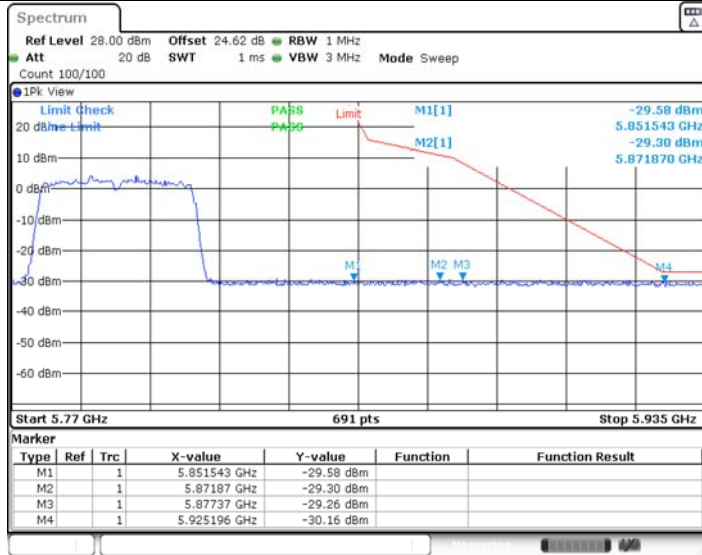
11AC40MIMO_Ant1_Low_5755



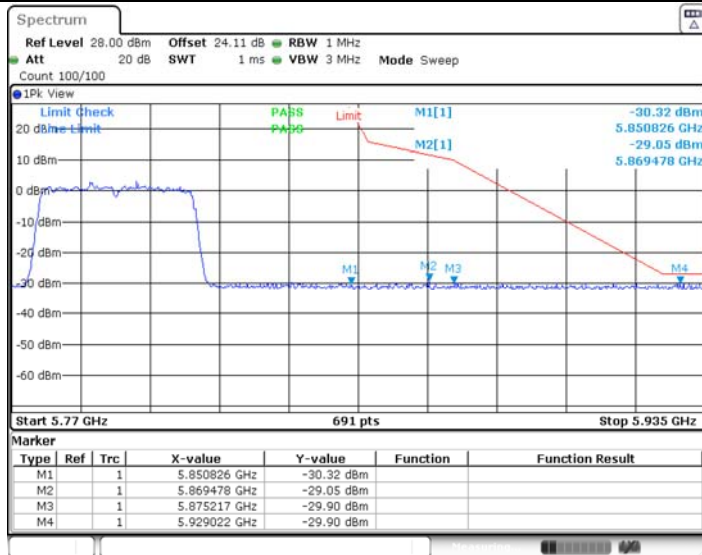
11AC40MIMO_Ant2_Low_5755



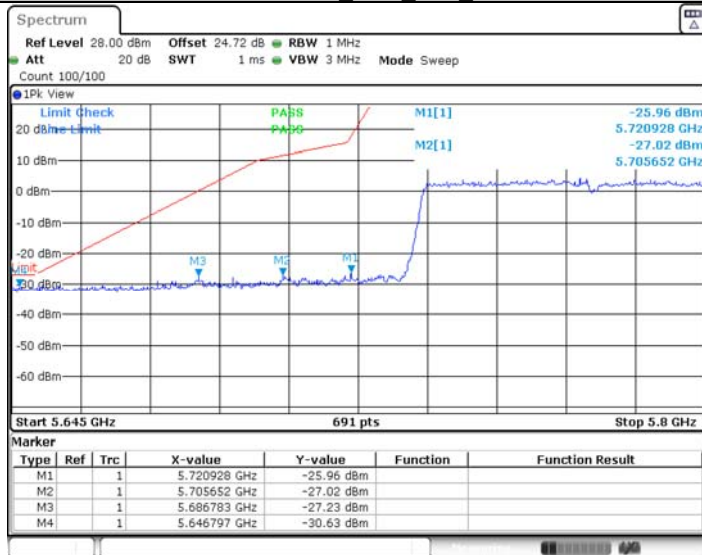
11AC40MIMO_Ant1_High_5795



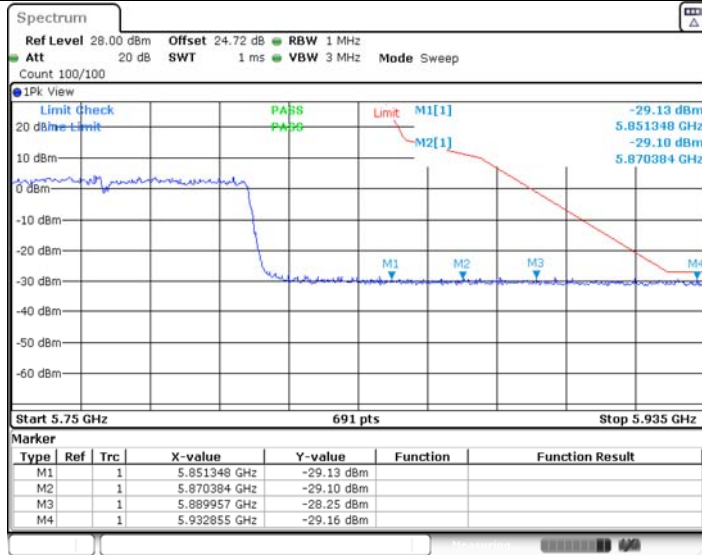
11AC40MIMO_Ant2_High_5795



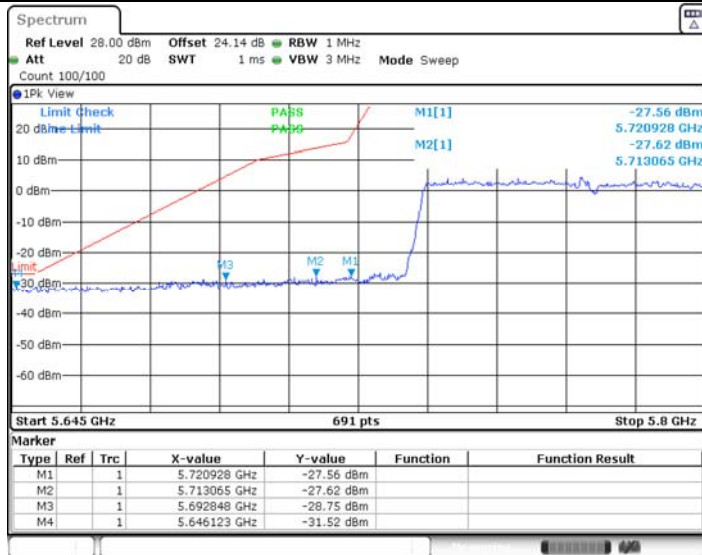
11AC80MIMO_Ant1_Low_5775



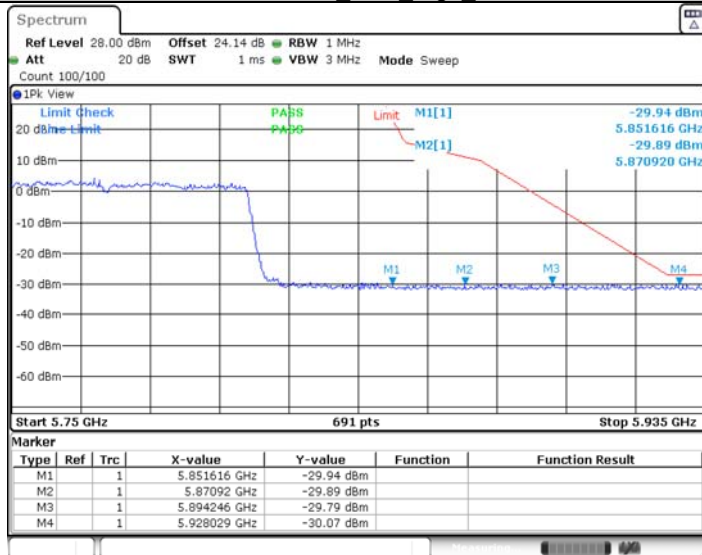
11AC80MIMO Ant1 High 5775



11AC80MIMO Ant2 Low 5775



11AC80MIMO Ant2 High 5775



Appendix H: Frequency Stability
Test Result

Voltage								
Test Mode	Antenna	Frequency[M Hz]	Voltage [Vdc]	Temperature (°C)	Deviation (Hz)	Deviation (ppm)	Limit (ppm)	Verdict
11A	Ant1	5180	NV	NT	-40000.00	-7.722008	20	PASS
			LV	NT	0.00	0.000000	20	PASS
			HV	NT	0.00	0.000000	20	PASS
		5260	NV	NT	-40000.00	-7.604563	20	PASS
			LV	NT	-40000.00	-7.604563	20	PASS
			HV	NT	-40000.00	-7.604563	20	PASS
		5500	NV	NT	-40000.00	-7.272727	20	PASS
			LV	NT	-20000.00	-3.636364	20	PASS
			HV	NT	-40000.00	-7.272727	20	PASS
		5745	NV	NT	-40000.00	-6.962576	20	PASS
			LV	NT	-40000.00	-6.962576	20	PASS
			HV	NT	-40000.00	-6.962576	20	PASS

Temperature								
Test Mode	Antenna	Frequency[M Hz]	Voltage [Vdc]	Temperature (°C)	Deviation (Hz)	Deviation (ppm)	Limit (ppm)	Verdict
11A	Ant1	5180	NV	-30	-20000.00	-3.861004	20	PASS
			NV	-20	0.00	0.000000	20	PASS
			NV	-10	0.00	0.000000	20	PASS
			NV	0	-20000.00	-3.861004	20	PASS
			NV	10	0.00	0.000000	20	PASS
			NV	20	-20000.00	-3.861004	20	PASS
			NV	30	0.00	0.000000	20	PASS
			NV	40	-20000.00	-3.861004	20	PASS
		5260	NV	-30	-40000.00	-7.604563	20	PASS
			NV	-20	-40000.00	-7.604563	20	PASS
			NV	-10	-40000.00	-7.604563	20	PASS
			NV	0	-40000.00	-7.604563	20	PASS
			NV	10	-40000.00	-7.604563	20	PASS
			NV	20	-40000.00	-7.604563	20	PASS
			NV	30	-40000.00	-7.604563	20	PASS
			NV	40	-20000.00	-3.802281	20	PASS
		5500	NV	-30	-40000.00	-7.272727	20	PASS
			NV	-20	-40000.00	-7.272727	20	PASS
			NV	-10	-20000.00	-3.636364	20	PASS
			NV	0	-40000.00	-7.272727	20	PASS
			NV	10	-40000.00	-7.272727	20	PASS
			NV	20	-40000.00	-7.272727	20	PASS
			NV	30	-40000.00	-7.272727	20	PASS
			NV	40	-40000.00	-7.272727	20	PASS
		5745	NV	-30	-40000.00	-6.962576	20	PASS
			NV	-20	-40000.00	-6.962576	20	PASS
			NV	-10	-40000.00	-6.962576	20	PASS
			NV	0	-20000.00	-3.481288	20	PASS
			NV	10	0.00	0.000000	20	PASS
			NV	20	-40000.00	-6.962576	20	PASS
			NV	30	-40000.00	-6.962576	20	PASS
			NV	40	-40000.00	-6.962576	20	PASS
		NV	50	-20000.00	-3.481288	20	PASS	