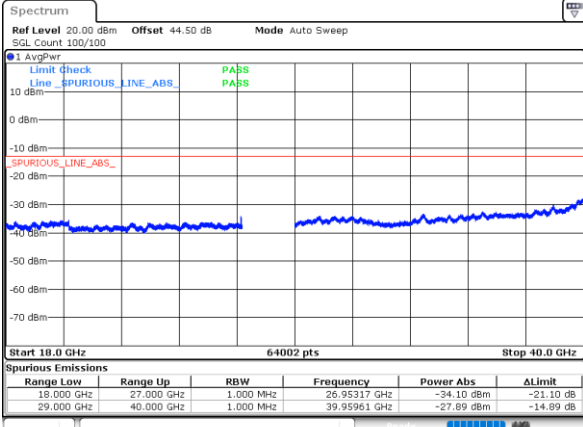




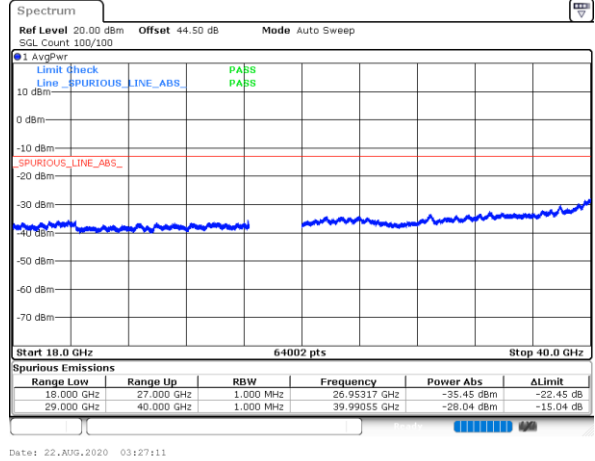
DFT-s-OFDM Module 2

NR Band n261 QPSK (18-40GHz)

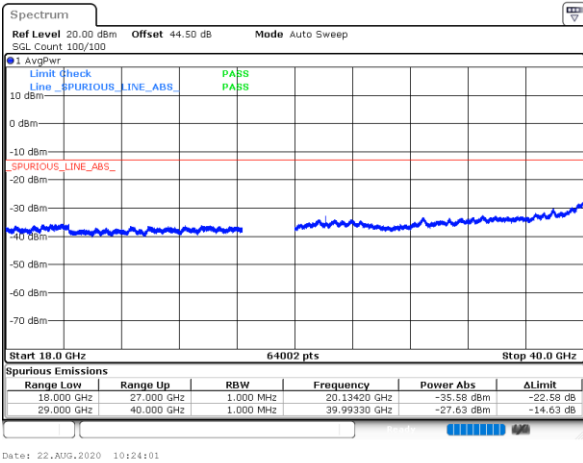
Lowest Channel / 50MHz



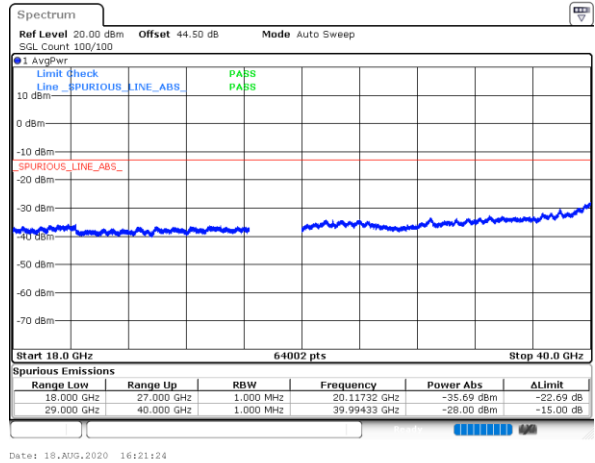
Lowest Channel / 100MHz



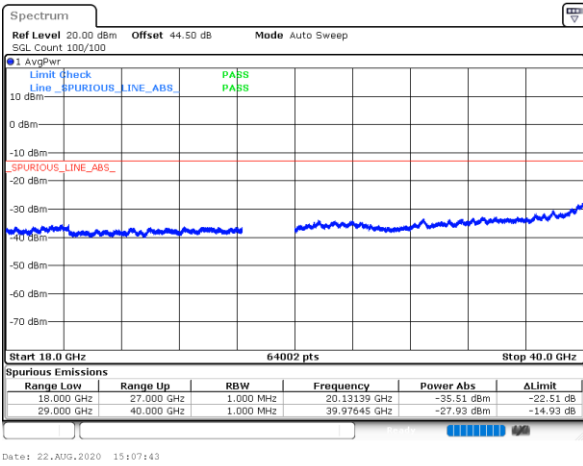
Middle Channel / 50MHz



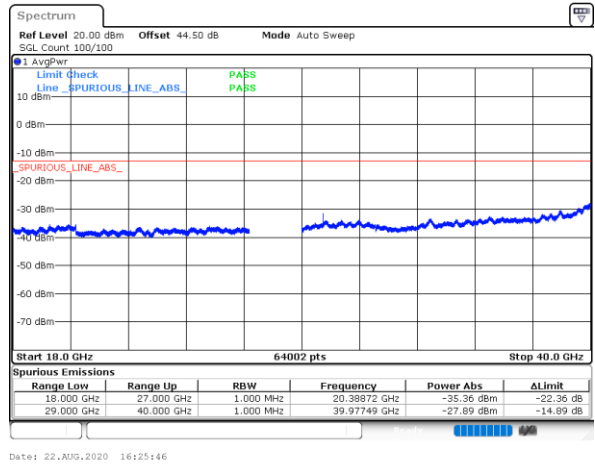
Middle Channel / 100MHz



Highest Channel / 50MHz



Highest Channel / 100MHz

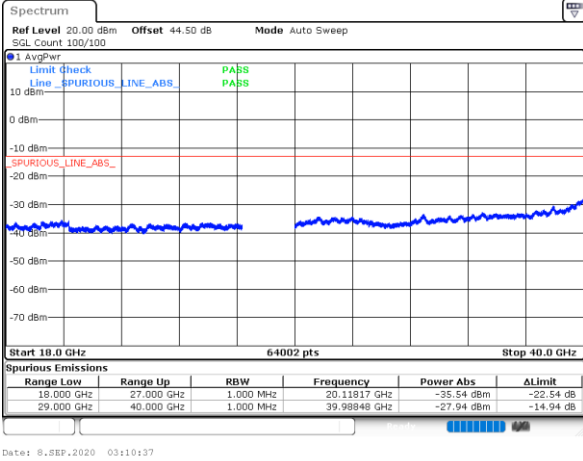




DFT-s-OFDM Module 2

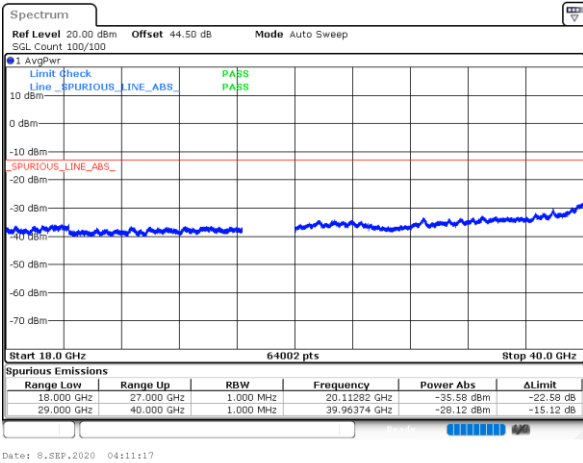
NR Band n261 QPSK (18-40GHz)

Lowest Channel / 400MHz



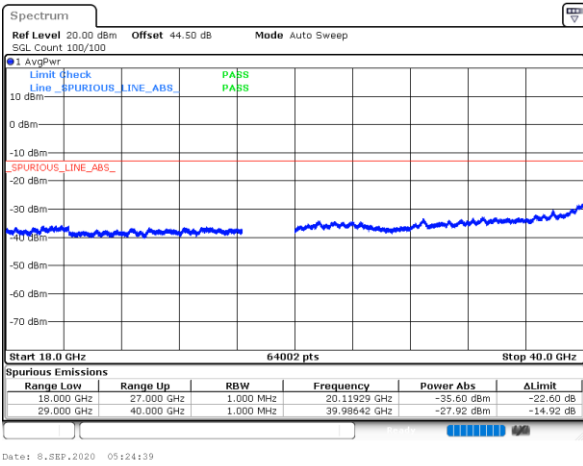
intentionally blank

Middle Channel / 400MHz



intentionally blank

Highest Channel / 400MHz



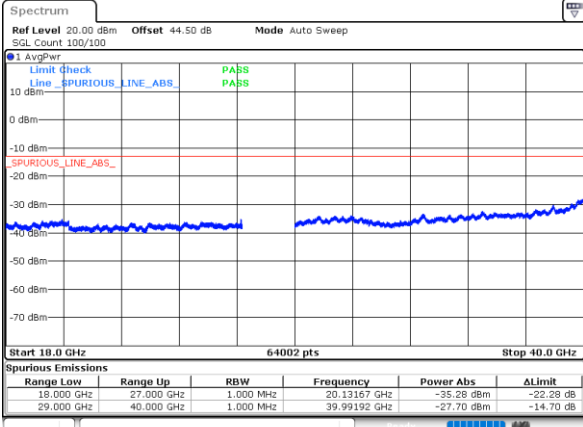
intentionally blank



CP-OFDM Module 2

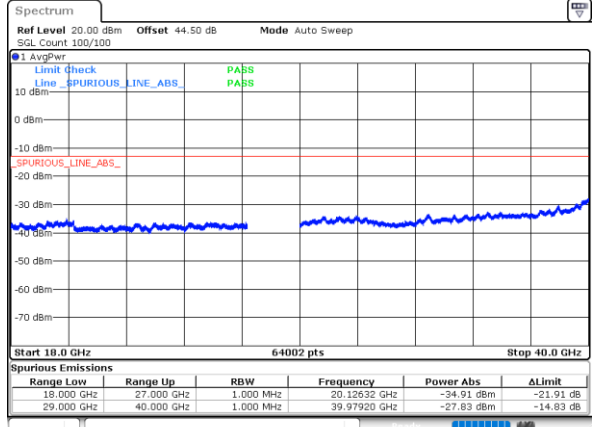
NR Band n261 QPSK (18-40GHz)

Lowest Channel / 50MHz



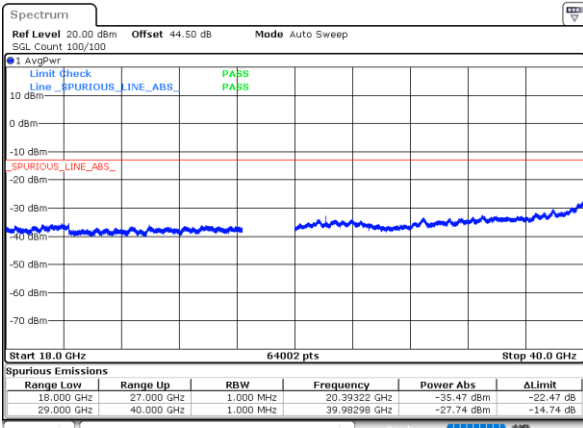
Date: 22_AUG.2020 04:52:12

Lowest Channel / 100MHz



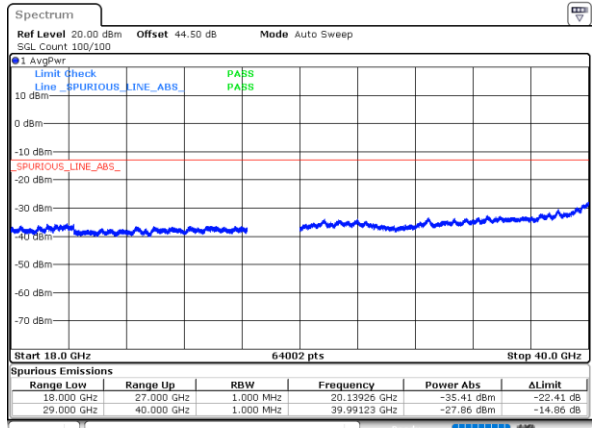
Date: 22_AUG.2020 03:51:58

Middle Channel / 50MHz



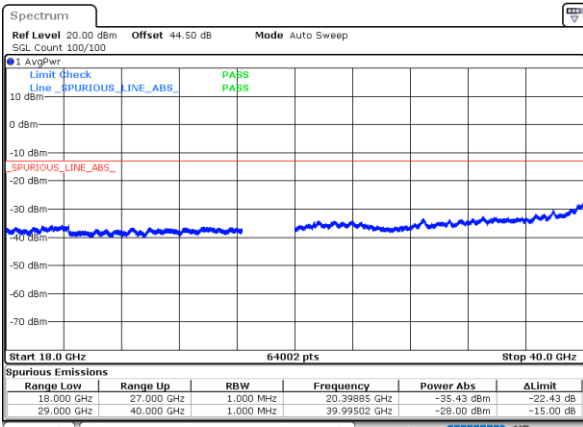
Date: 22_AUG.2020 10:27:26

Middle Channel / 100MHz



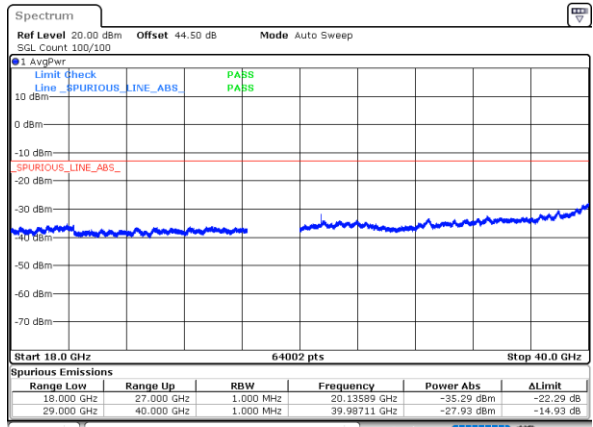
Date: 18_AUG.2020 16:42:50

Highest Channel / 50MHz



Date: 22_AUG.2020 15:09:26

Highest Channel / 100MHz



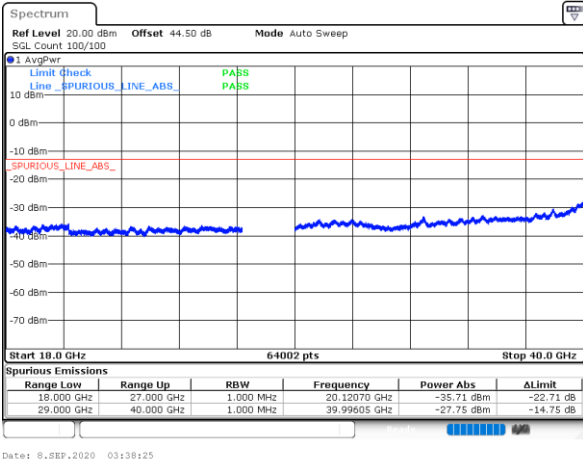
Date: 22_AUG.2020 16:26:56



CP-OFDM Module 2

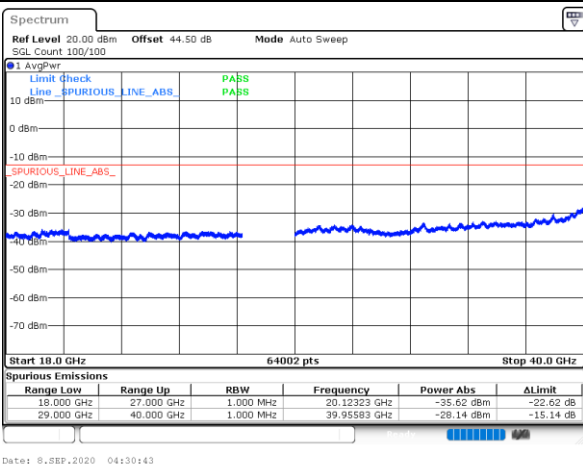
NR Band n261 QPSK (18-40GHz)

Lowest Channel / 400MHz



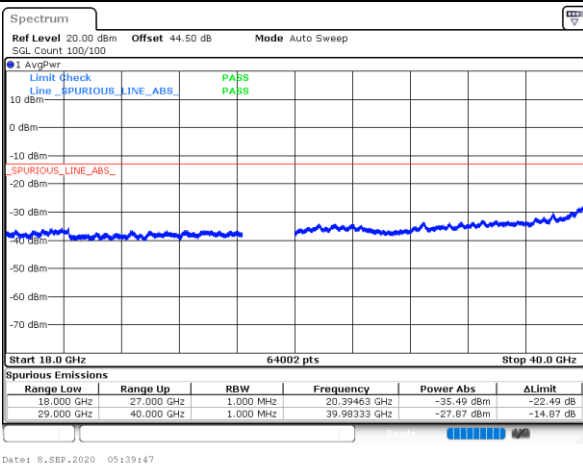
intentionally blank

Middle Channel / 400MHz



intentionally blank

Highest Channel / 400MHz



intentionally blank



NR Band n261 Module 2 AG1

Occupied Bandwidth

Mode	DFT-s-OFDM Module 2 NR Band n261 : 99%OBW(MHz)											
BW	50MHz				100MHz				400MHz			
Mod.	BPSK	QPSK	16QAM	64QAM	BPSK	QPSK	16QAM	64QAM	BPSK	QPSK	16QAM	64QAM
Lowest CH	45.16	45.14	-	-	90.64	90.68	-	-	387.52	386.88	-	-
Middle CH	45.02	45.22	45.28	45.26	90.40	90.48	90.16	90.40	386.88	386.24	386.56	387.52
Highest CH	45.28	45.40	-	-	90.60	90.56	-	-	386.40	386.56	-	-

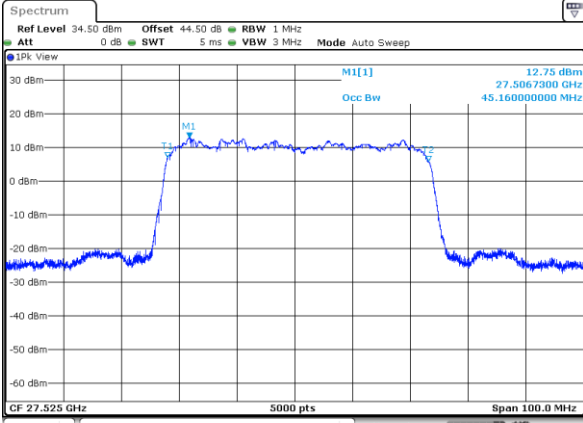
Mode	CP-OFDM Module 2 NR Band n261 : 99%OBW(MHz)								
BW	50MHz			100MHz			400MHz		
Mod.	QPSK	16QAM	64QAM	QPSK	16QAM	64QAM	QPSK	16QAM	64QAM
Lowest CH	45.24	-	-	93.08	-	-	388.96	-	-
Middle CH	45.22	45.26	45.20	92.68	92.48	92.40	388.96	389.76	390.56
Highest CH	45.22	-	-	92.56	-	-	388.16	-	-



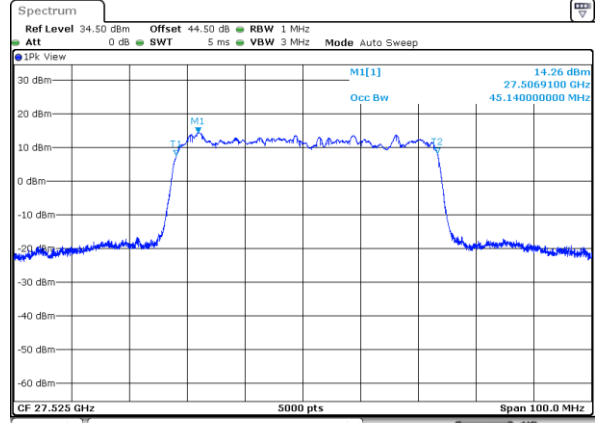
DFT-s-OFDM Module 2

NR Band n261

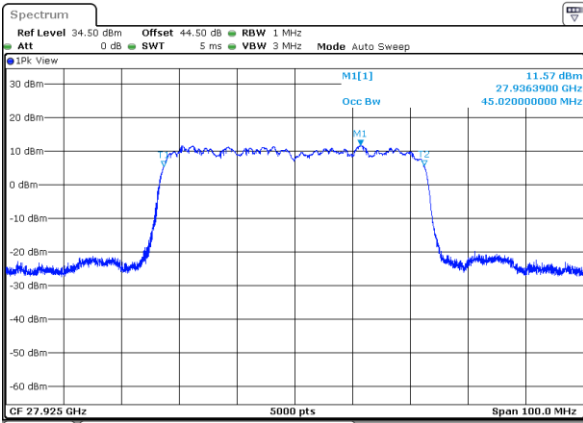
Lowest Channel / 50MHz / BPSK



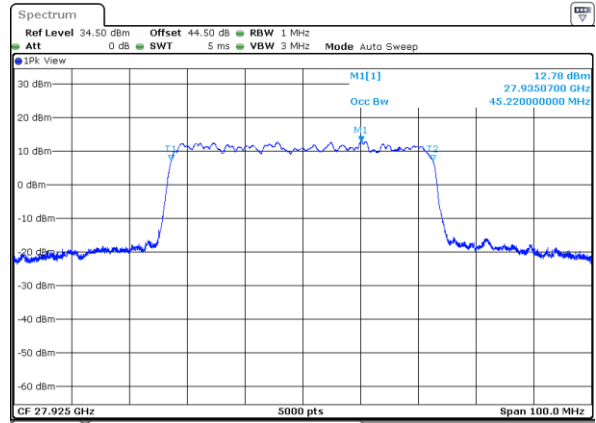
Lowest Channel / 50MHz / QPSK



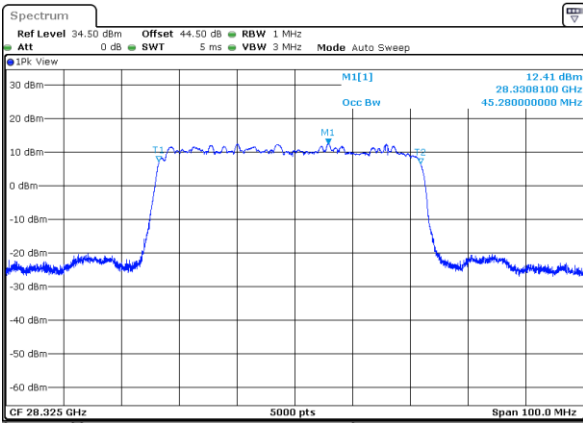
Middle Channel / 50MHz / BPSK



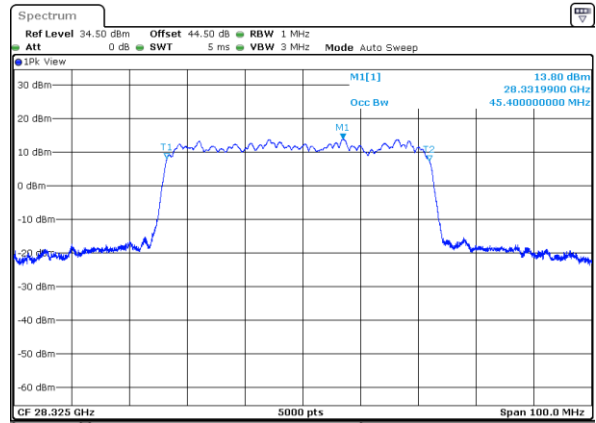
Middle Channel / 50MHz / QPSK



Highest Channel / 50MHz / BPSK

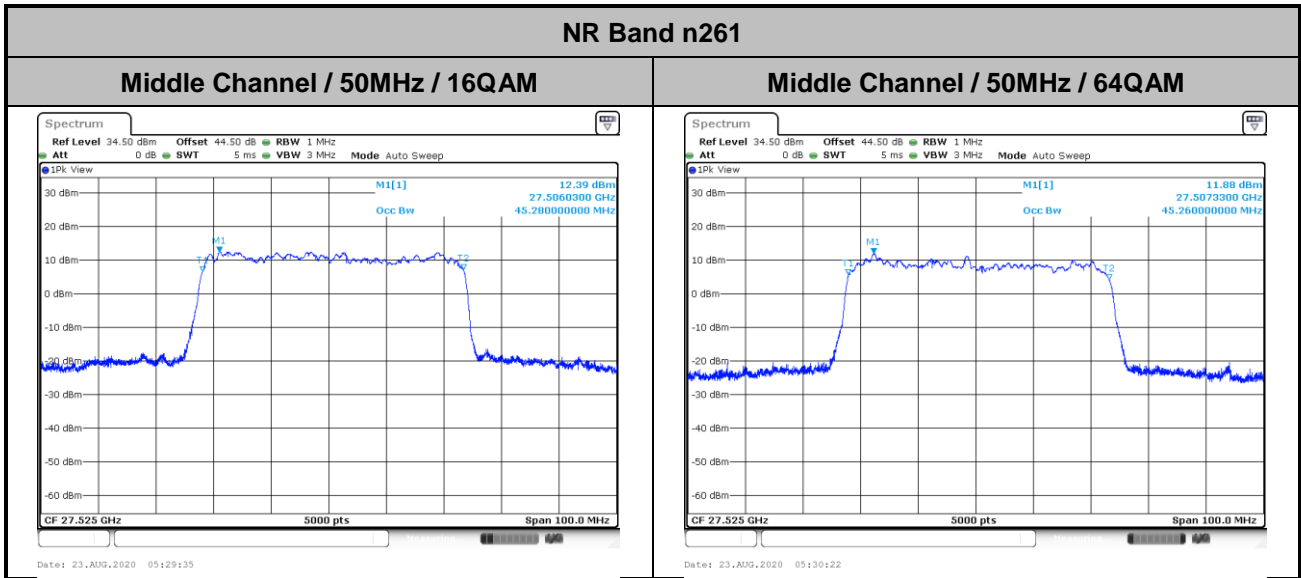


Highest Channel / 50MHz / QPSK





DFT-s-OFDM Module 2

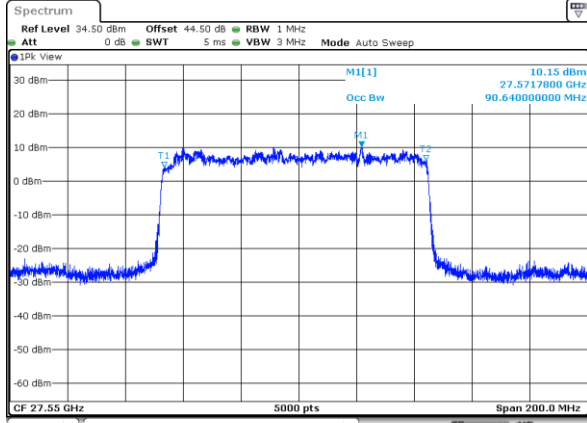




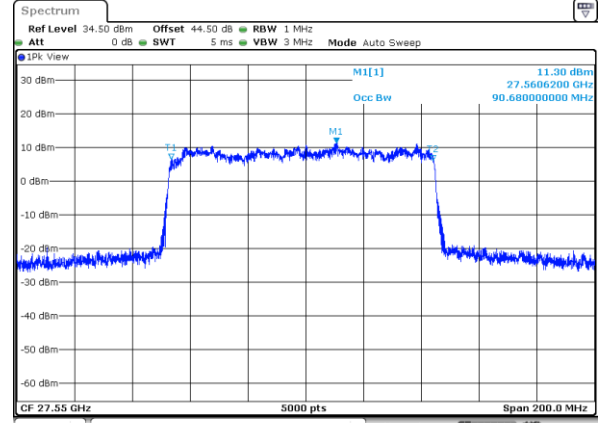
DFT-s-OFDM Module 2

NR Band n261

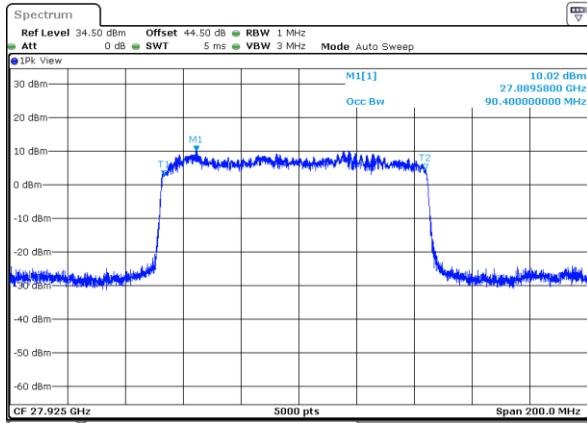
Lowest Channel / 100MHz / BPSK



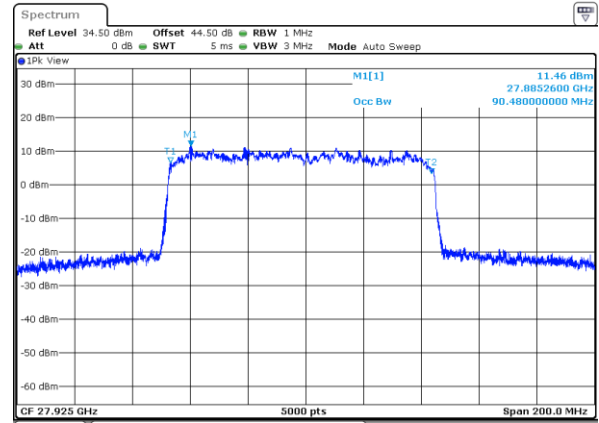
Lowest Channel / 100MHz / QPSK



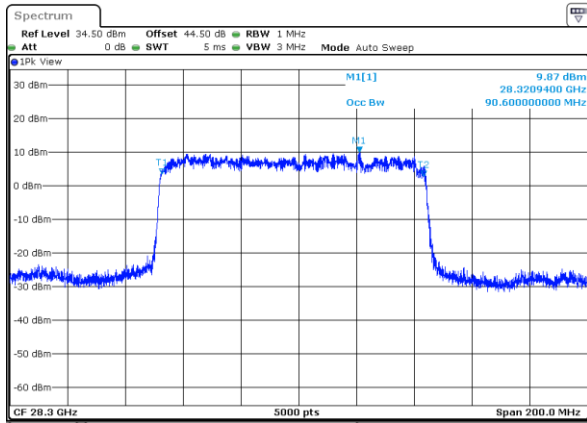
Middle Channel / 100MHz / BPSK



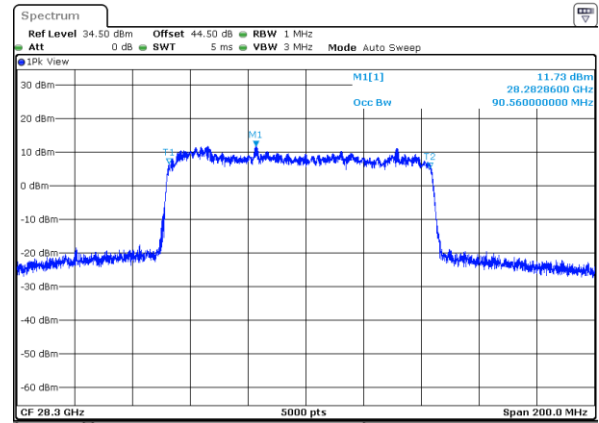
Middle Channel / 100MHz / QPSK



Highest Channel / 100MHz / BPSK

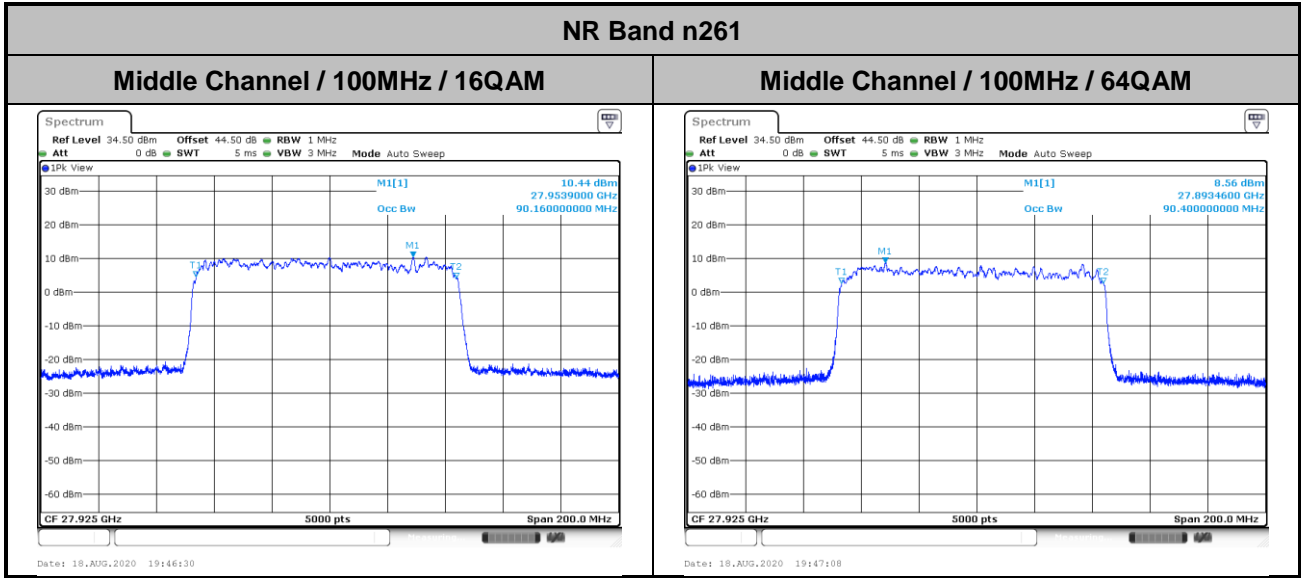


Highest Channel / 100MHz / QPSK





DFT-s-OFDM Module 2

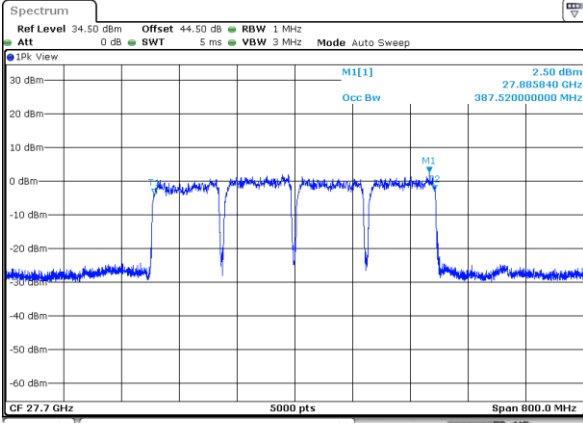




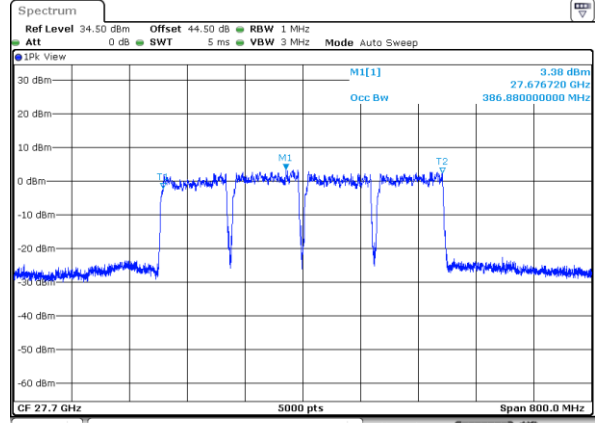
DFT-s-OFDM Module 2

NR Band n261

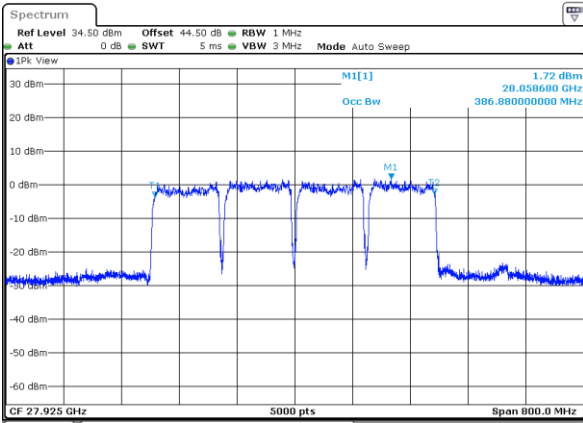
Lowest Channel / 400MHz / BPSK



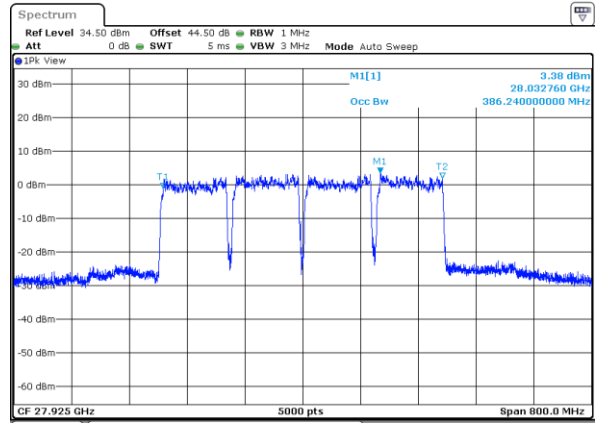
Lowest Channel / 400MHz / QPSK



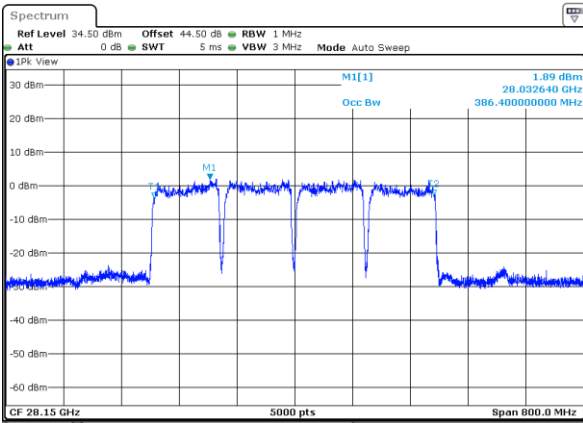
Middle Channel / 400MHz / BPSK



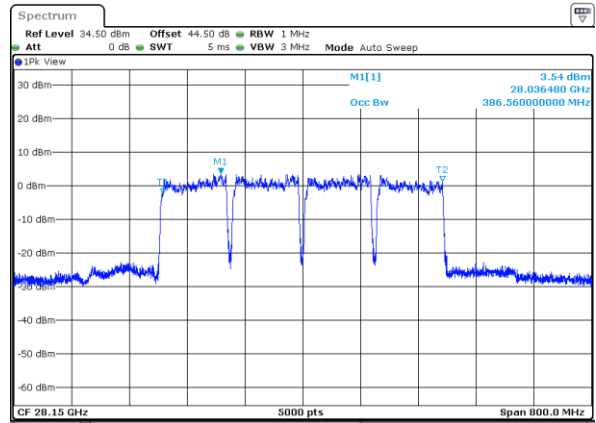
Middle Channel / 400MHz / QPSK



Highest Channel / 400MHz / BPSK

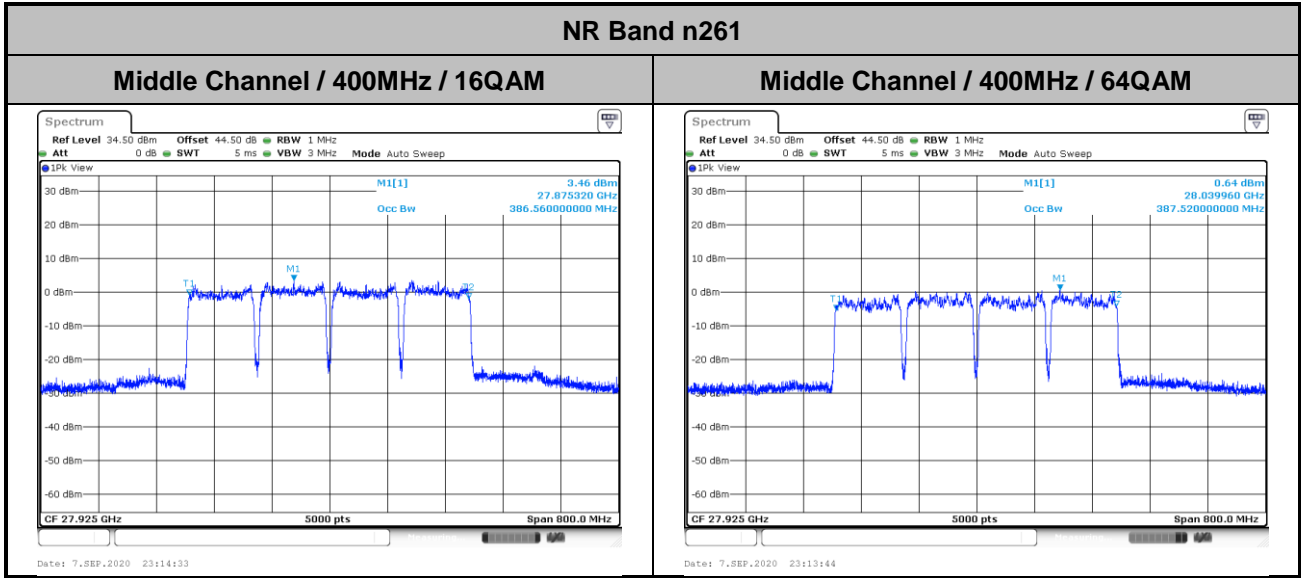


Highest Channel / 400MHz / QPSK





DFT-s-OFDM Module 2

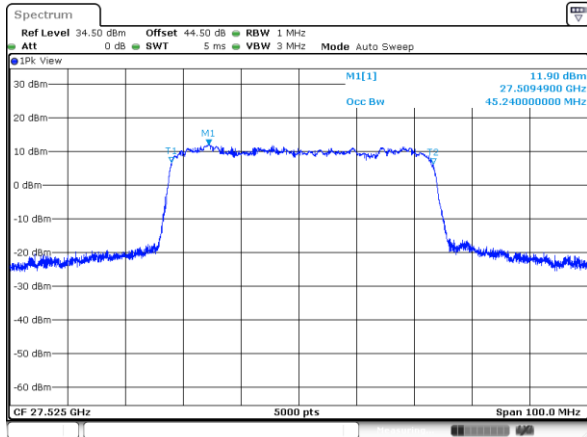




CP-OFDM Module 2

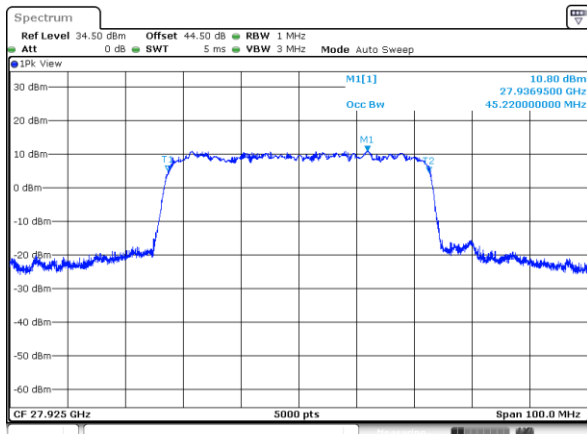
NR Band n261

Lowest Channel / 50MHz / QPSK



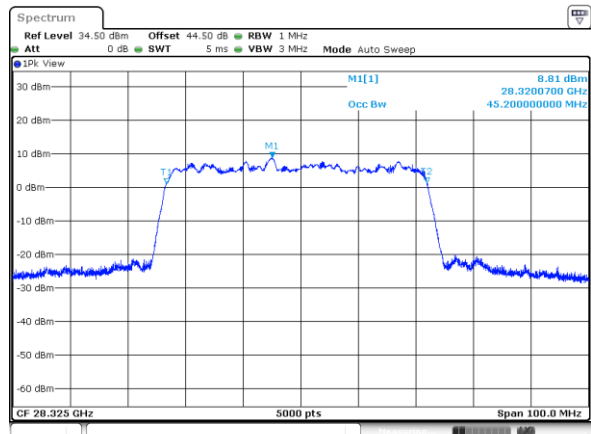
Date: 22.AUG.2020 07:17:43

Middle Channel / 50MHz / QPSK



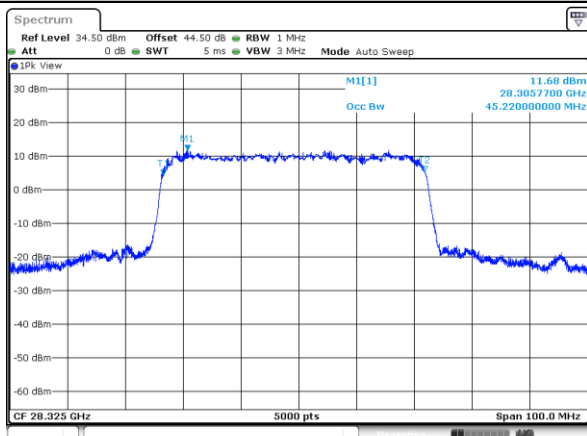
Date: 22.AUG.2020 11:56:40

Middle Channel / 50MHz / 16QAM



Date: 23.AUG.2020 14:03:22

Highest Channel / 50MHz / QPSK



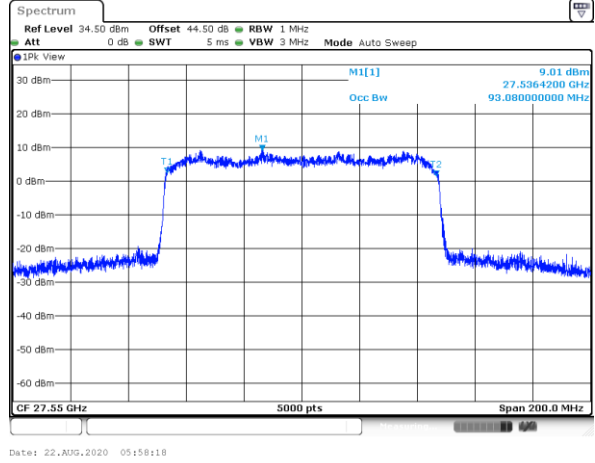
Date: 23.AUG.2020 02:41:46



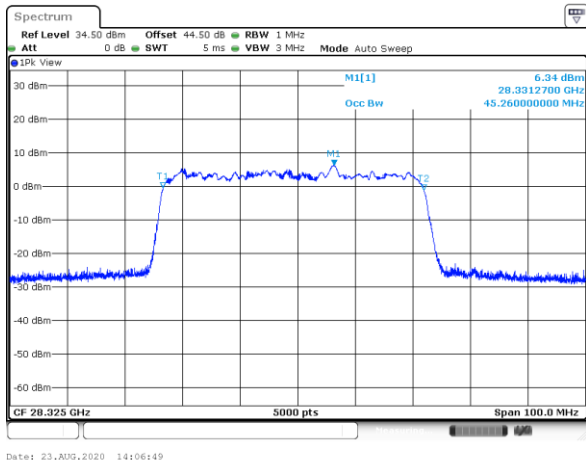
CP-OFDM Module 2

NR Band n261

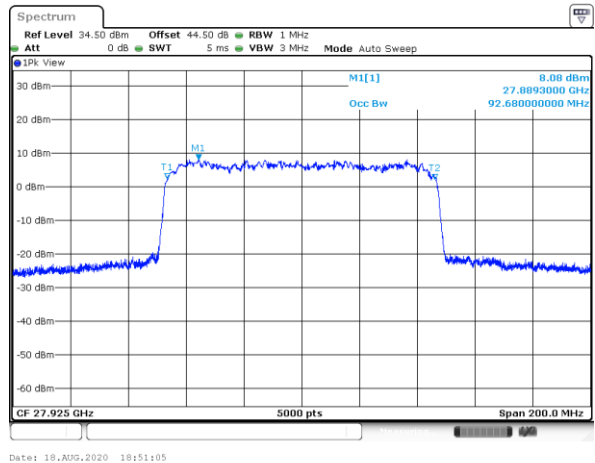
Lowest Channel / 100MHz / QPSK



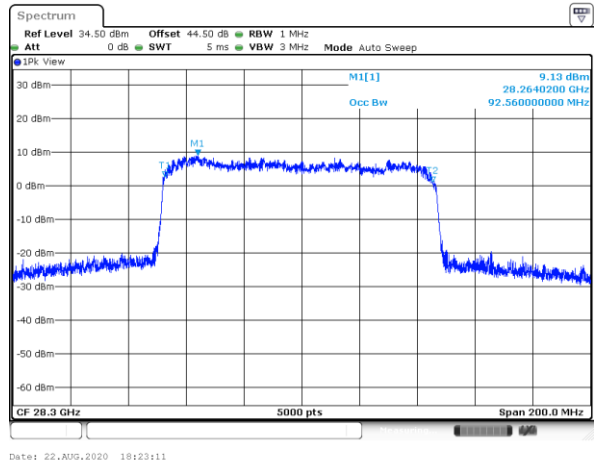
Middle Channel / 50MHz / 64QAM



Middle Channel / 100MHz / QPSK

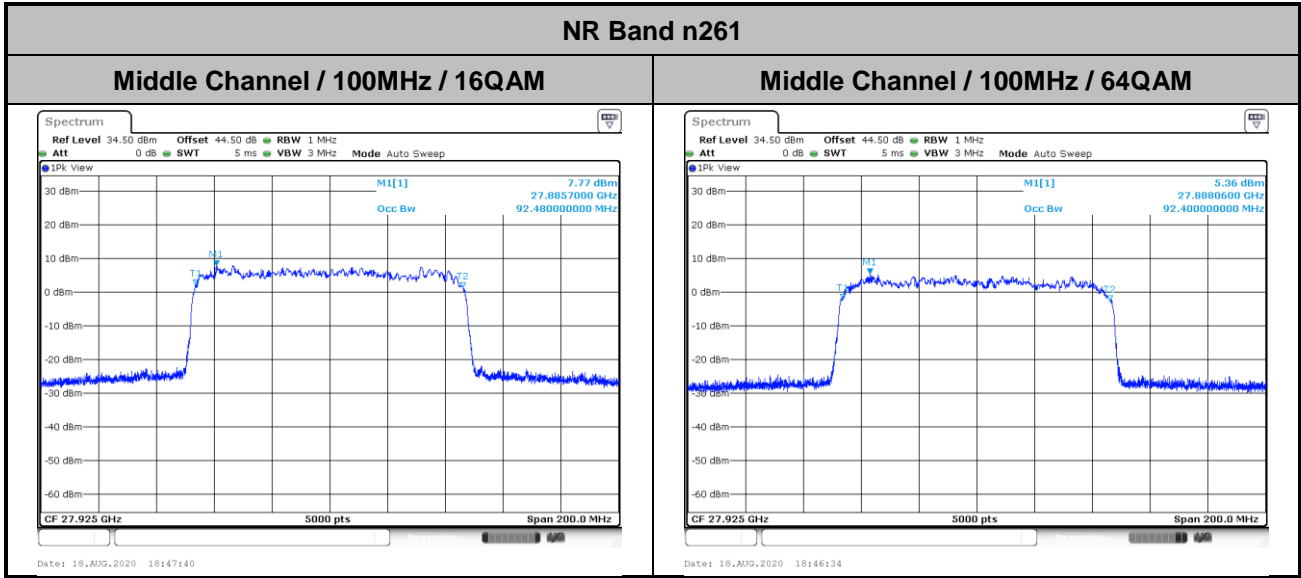


Highest Channel / 100MHz / QPSK





CP-OFDM Module 2

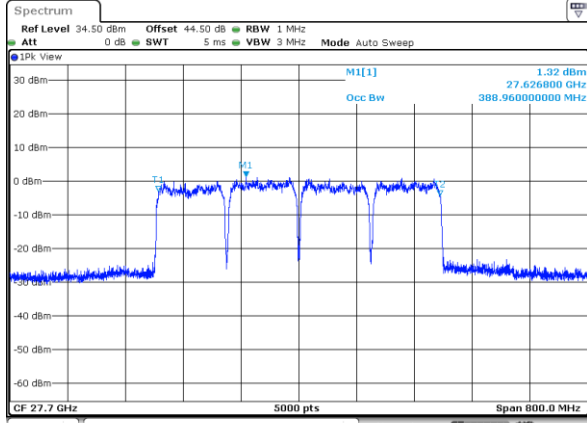




CP-OFDM Module 2

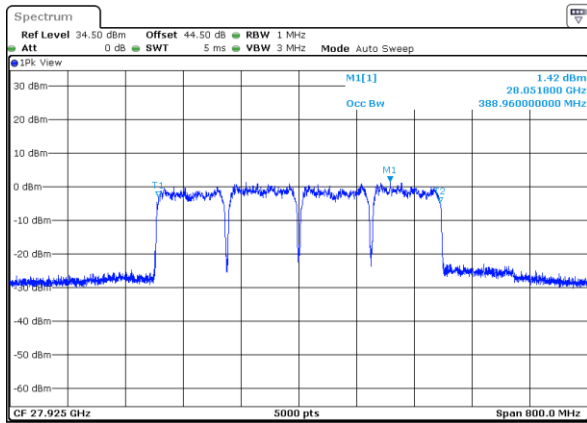
NR Band n261

Lowest Channel / 400MHz / QPSK



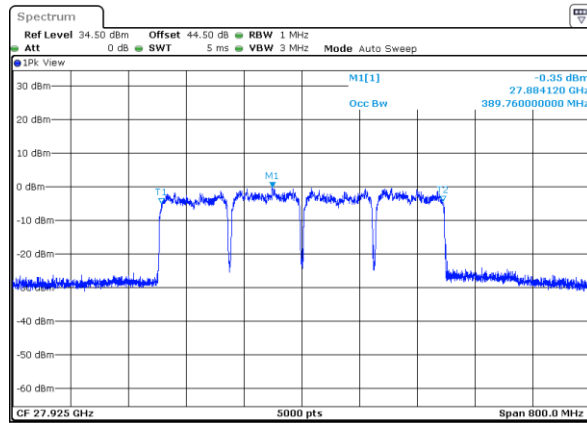
Date: 8_SEP.2020 00:07:05

Middle Channel / 400MHz / QPSK



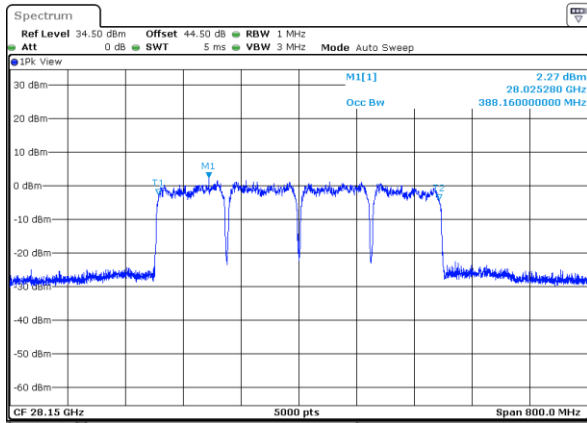
Date: 7_SEP.2020 23:39:56

Middle Channel / 400MHz / 16QAM



Date: 7_SEP.2020 23:40:55

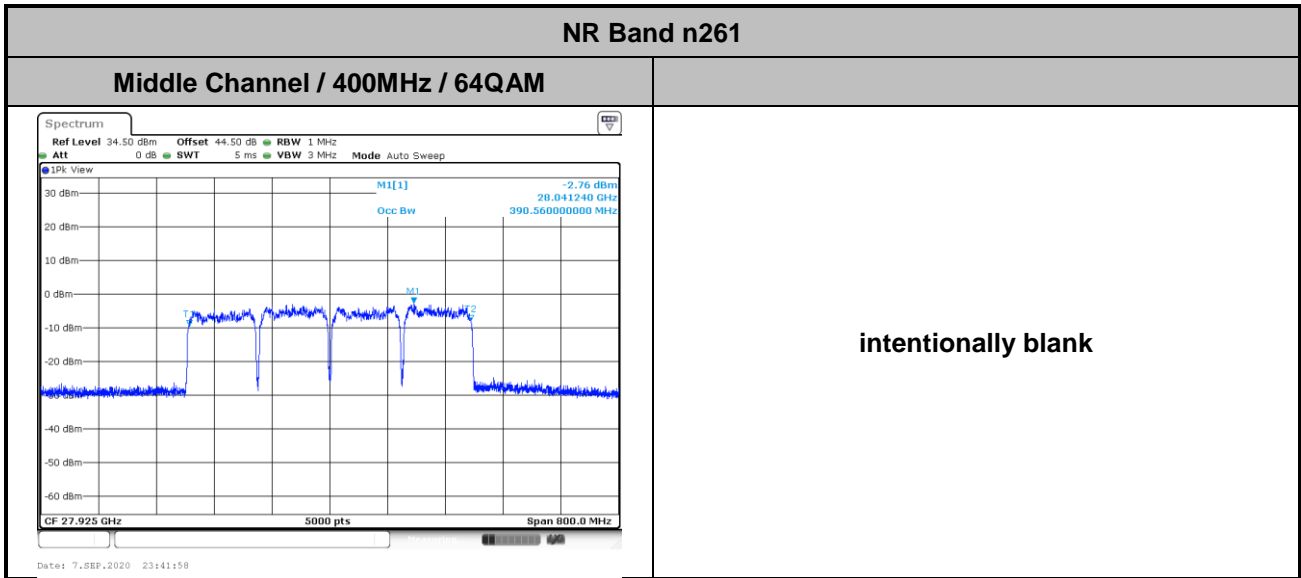
Highest Channel / 400MHz / QPSK



Date: 8_SEP.2020 00:39:43



CP-OFDM Module 2





Radiated Out of Band Emissions

Mode			DFT-s-OFDM Module 2 NR Band n261 : BE (dBm) 1 RB											
BW			50MHz				100MHz				400MHz			
Limit (dBm)			BPSK	QPSK	16QAM	64QAM	BPSK	QPSK	16QAM	64QAM	BPSK	QPSK	16QAM	64QAM
Low CH	0~10%OB	≤ -5	-23.66	-23.29	-	-	-21.25	-20.09	-	-	-31.29	-29.94	-	-
	>10%OB	≤ -13	-30.23	-29.95	-	-	-31.11	-30.66	-	-	-34.19	-32	-	-
High CH	0~10%OB	≤ -5	-25.11	-24.97	-	-	-26.17	-24.1	-	-	-31.27	-30.87	-	-
	>10%OB	≤ -13	-31.83	-31.19	-	-	-33.42	-32.91	-	-	-33.39	-30.48	-	-
Result			Compliance											

Mode			CP-OFDM Module 2 NR Band n261 : BE (dBm) 1 RB								
BW			50MHz			100MHz			400MHz		
Limit (dBm)			QPSK	16QAM	64QAM	QPSK	16QAM	64QAM	QPSK	16QAM	64QAM
Low CH	0~10%OB	≤ -5	-24.58	-	-	-21.33	-	-	-30.88	-	-
	>10%OB	≤ -13	-31.2	-	-	-31.42	-	-	-30.57	-	-
High CH	0~10%OB	≤ -5	-26.72	-	-	-26.6	-	-	-30.85	-	-
	>10%OB	≤ -13	-32.38	-	-	-33.77	-	-	-27.89	-	-
Result			Compliance								

Mode			DFT-s-OFDM Module 2 NR Band n261 : BE (dBm) Full RB											
BW			50MHz				100MHz				400MHz			
Limit (dBm)			BPSK	QPSK	16QAM	64QAM	BPSK	QPSK	16QAM	64QAM	BPSK	QPSK	16QAM	64QAM
Low CH	0~10%OB	≤ -5	-29.29	-25.61	-	-	-30.12	-27.98	-	-	-33.36	-32.23	-	-
	>10%OB	≤ -13	-31.05	-26.13	-	-	-31.46	-29.45	-	-	-33.48	-32.33	-	-
High CH	0~10%OB	≤ -5	-30.12	-25.37	-	-	-31.95	-27.46	-	-	-33.69	-32.57	-	-
	>10%OB	≤ -13	-32.63	-27.23	-	-	-34.42	-31.85	-	-	-33.31	-32.6	-	-
Result			Compliance											

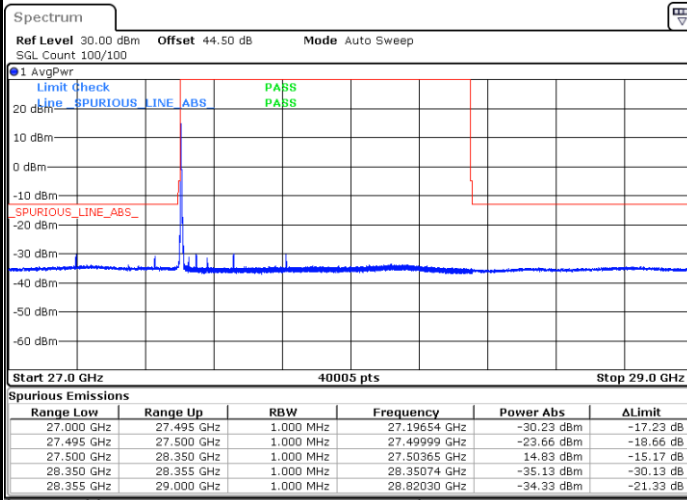
Mode			CP-OFDM Module 2 NR Band n261 : BE (dBm) Full RB								
BW			50MHz			100MHz			400MHz		
Limit (dBm)			QPSK	16QAM	64QAM	QPSK	16QAM	64QAM	QPSK	16QAM	64QAM
Low CH	0~10%OB	≤ -5	-29.29	-	-	-29.41	-	-	-33.51	-	-
	>10%OB	≤ -13	-31.05	-	-	-30.73	-	-	-33.7	-	-
High CH	0~10%OB	≤ -5	-30.12	-	-	-31.92	-	-	-33.37	-	-
	>10%OB	≤ -13	-32.63	-	-	-33.55	-	-	-33.56	-	-
Result			Compliance								



DFT-s-OFDM Module 2

NR Band n261 / 50MHz / BPSK

Lowest Band Edge / 1 RB



Date: 22.AUG.2020 06:58:47

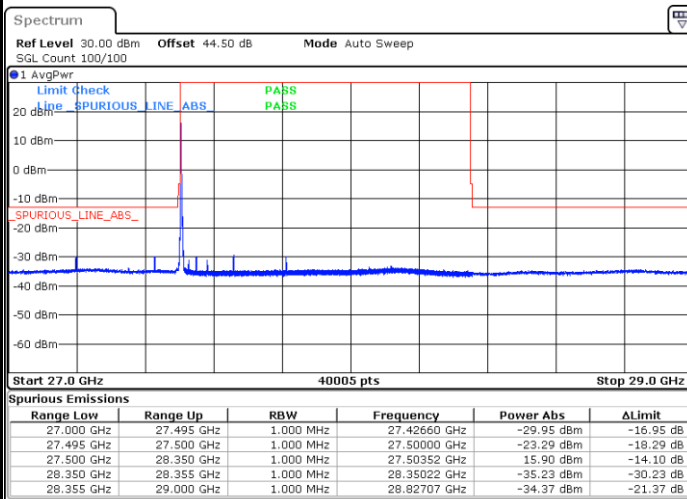
Highest Band Edge / 1 RB



Date: 23.AUG.2020 02:29:45

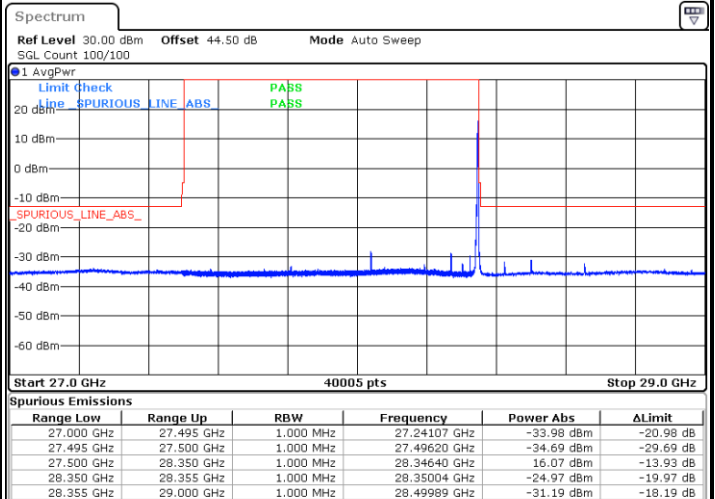
NR Band n261 / 50MHz / QPSK

Lowest Band Edge / 1 RB



Date: 22.AUG.2020 06:53:20

Highest Band Edge / 1 RB



Date: 23.AUG.2020 02:31:00

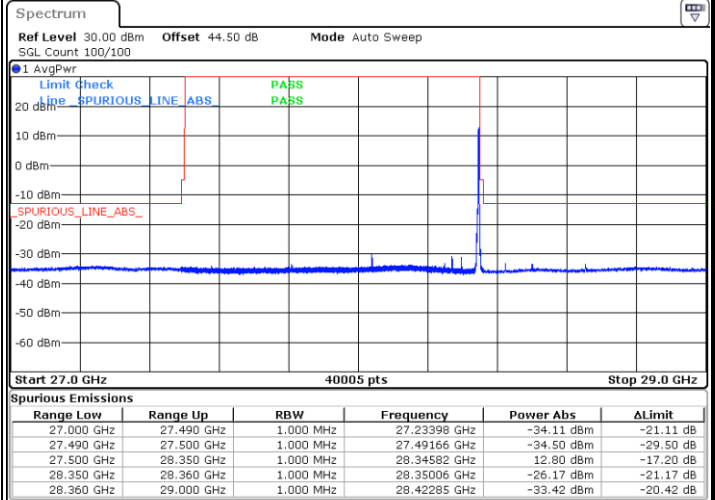
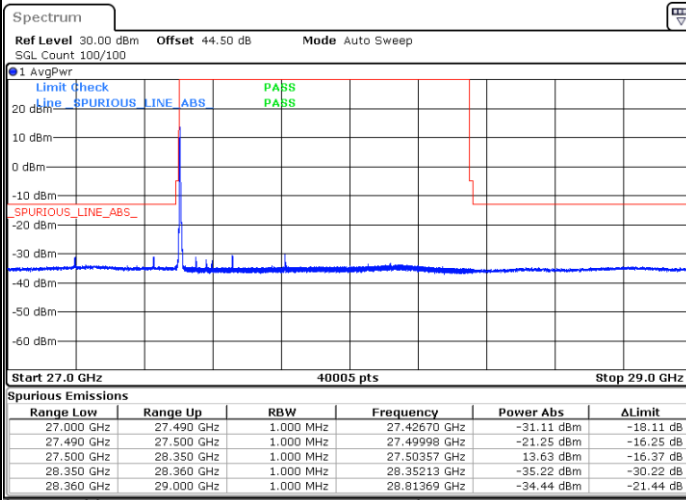


DFT-s-OFDM Module 2

NR Band n261 / 100MHz / BPSK

Lowest Band Edge / 1 RB

Highest Band Edge / 1 RB



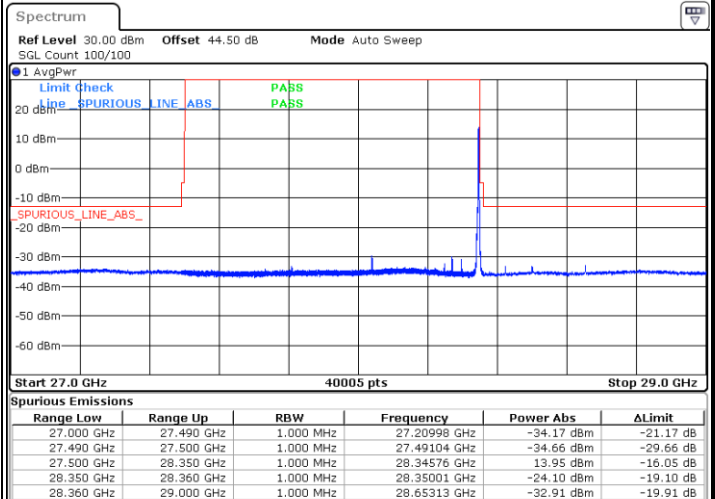
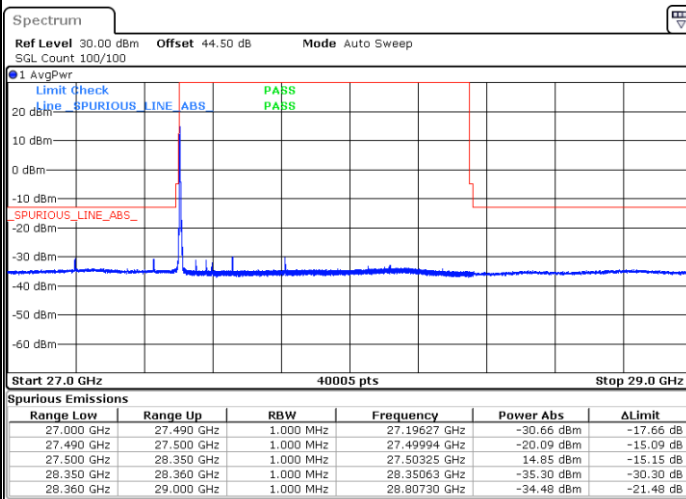
Date: 22.AUG.2020 05:48:35

Date: 22.AUG.2020 18:13:15

NR Band n261 / 100MHz / QPSK

Lowest Band Edge / 1 RB

Highest Band Edge / 1 RB



Date: 22.AUG.2020 05:43:13

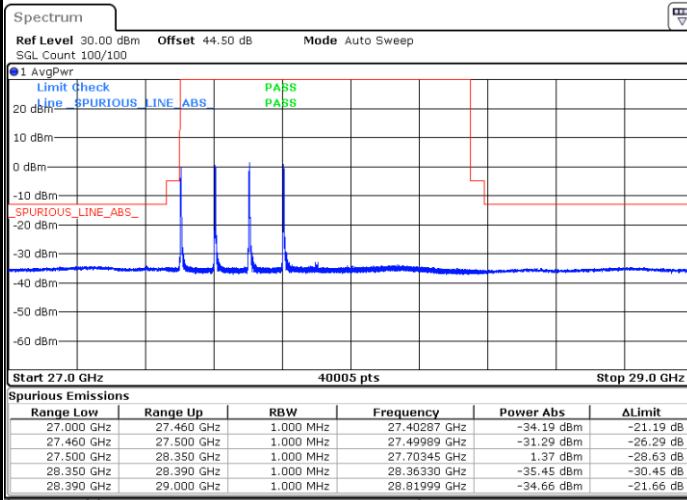
Date: 22.AUG.2020 18:12:22



DFT-s-OFDM Module 2

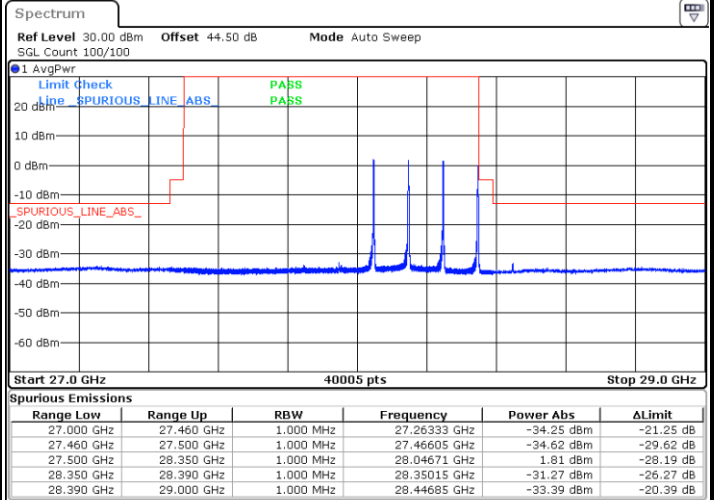
NR Band n261 / 400MHz / BPSK

Lowest Band Edge / 1 RB



Date: 7.SEP.2020 23:53:49

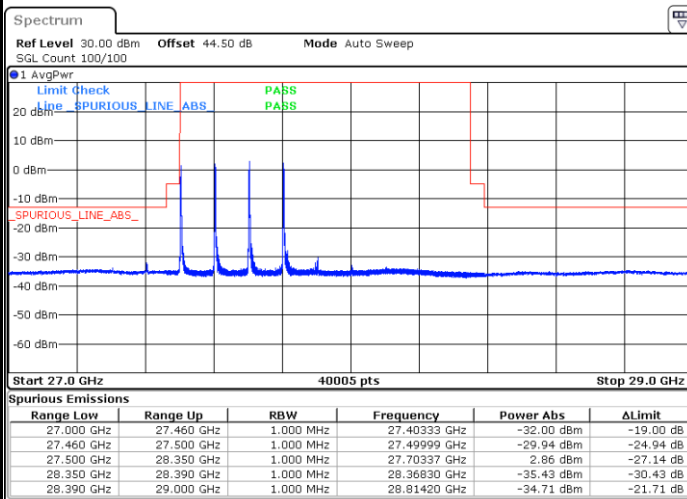
Highest Band Edge / 1 RB



Date: 8.SEP.2020 00:34:23

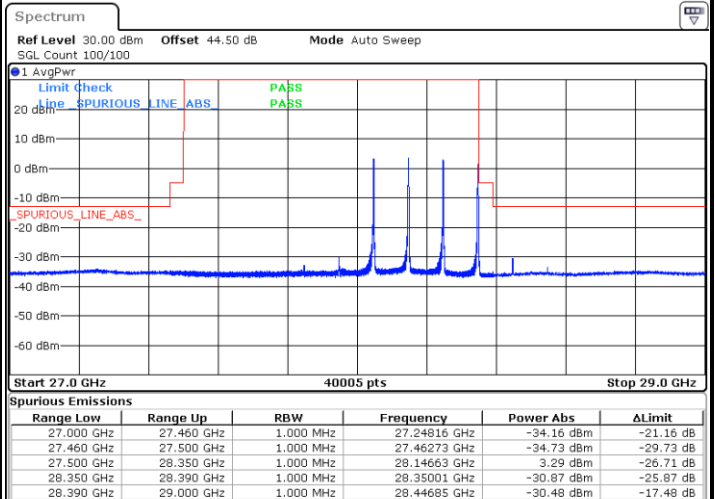
NR Band n261 / 50MHz / QPSK

Lowest Band Edge / 1 RB



Date: 7.SEP.2020 23:55:35

Highest Band Edge / 1 RB



Date: 8.SEP.2020 00:35:01

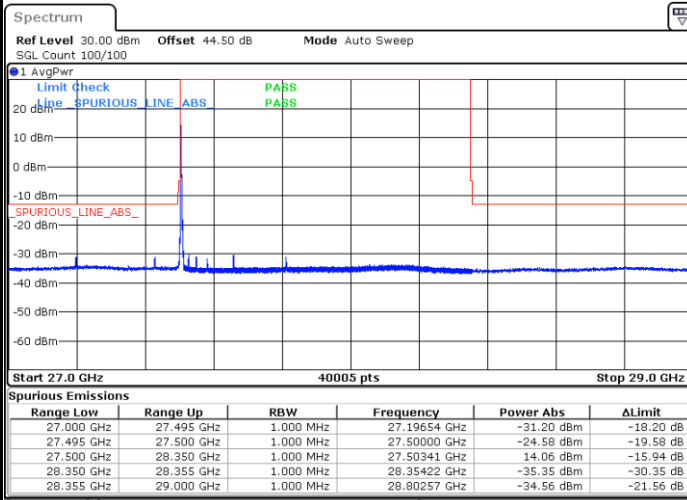


CP-OFDM Module 2

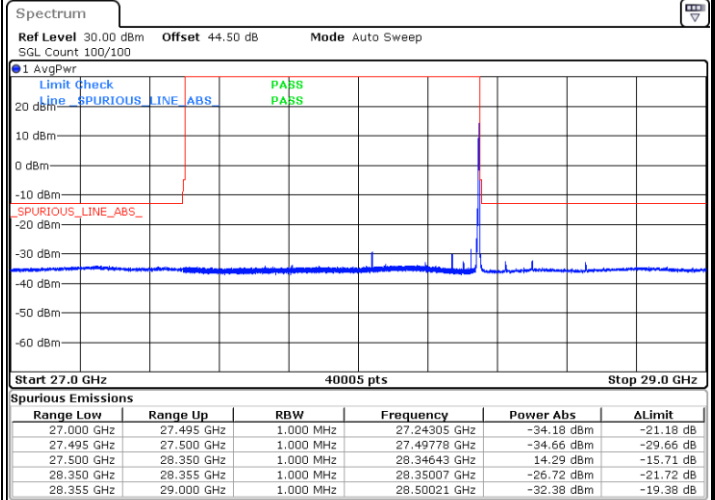
NR Band n261 / 50MHz / QPSK

Lowest Band Edge / 1 RB

Highest Band Edge / 1 RB



Date: 22.AUG.2020 07:01:16



Date: 23.AUG.2020 02:49:17

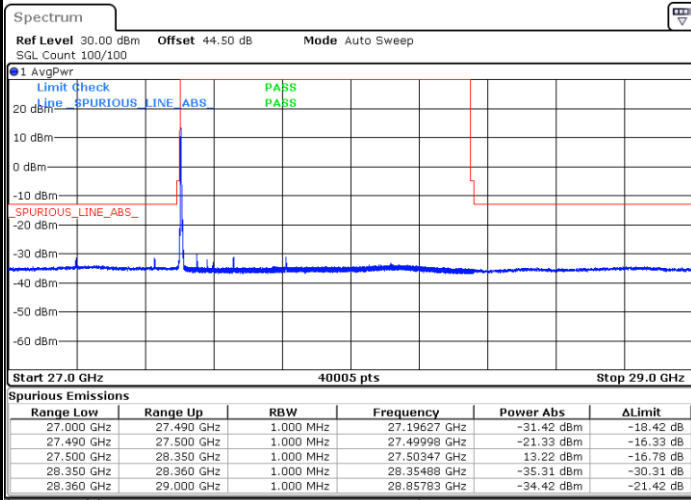


CP-OFDM Module 2

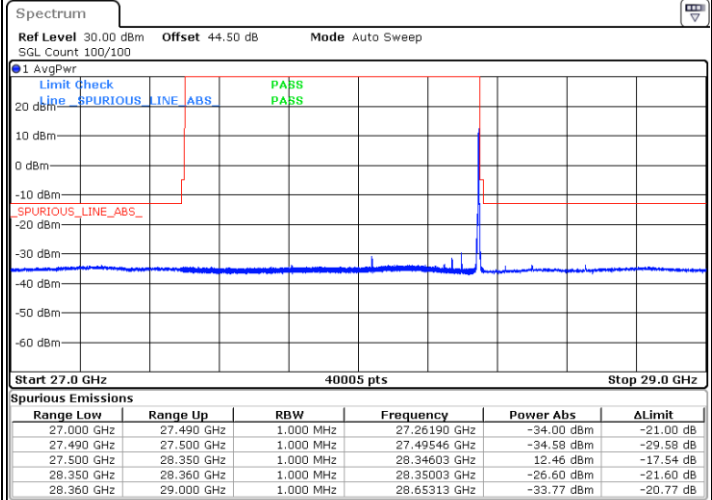
NR Band n261 / 100MHz / QPSK

Lowest Band Edge / 1 RB

Highest Band Edge / 1 RB



Date: 22.AUG.2020 06:03:46



Date: 22.AUG.2020 18:19:21

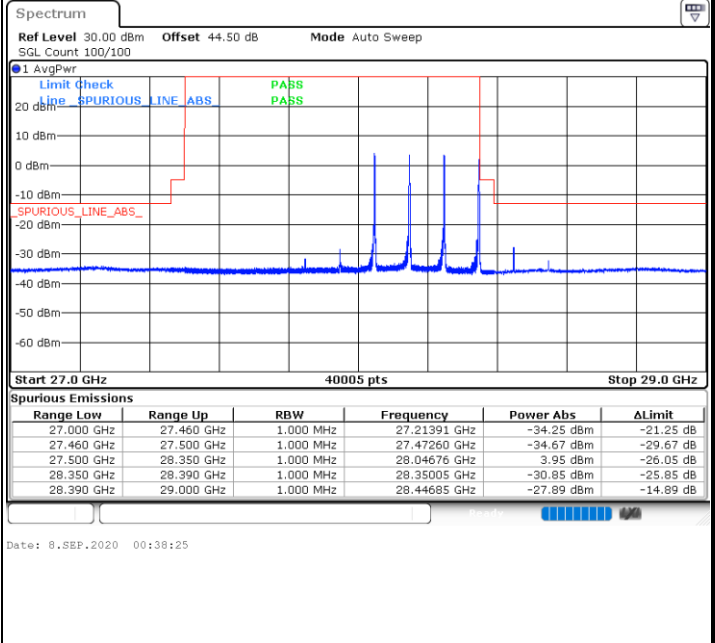
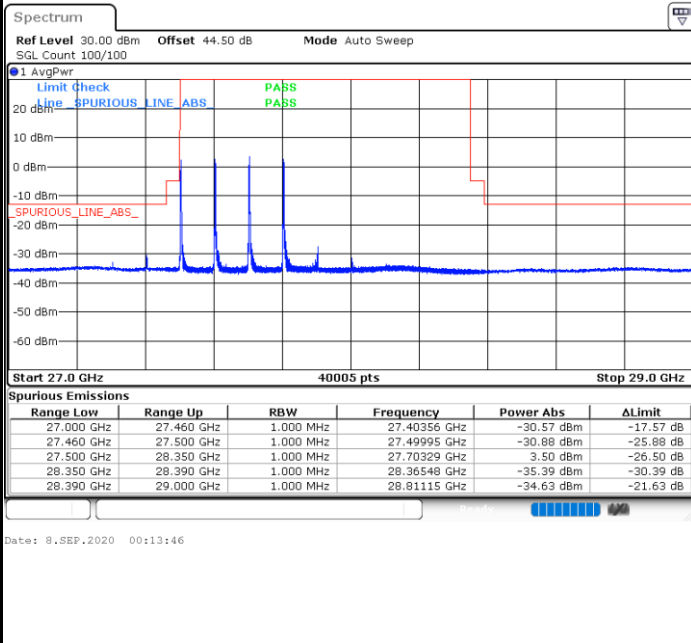


CP-OFDM Module 2

NR Band n261 / 400MHz / QPSK

Lowest Band Edge / 1 RB

Highest Band Edge / 1 RB

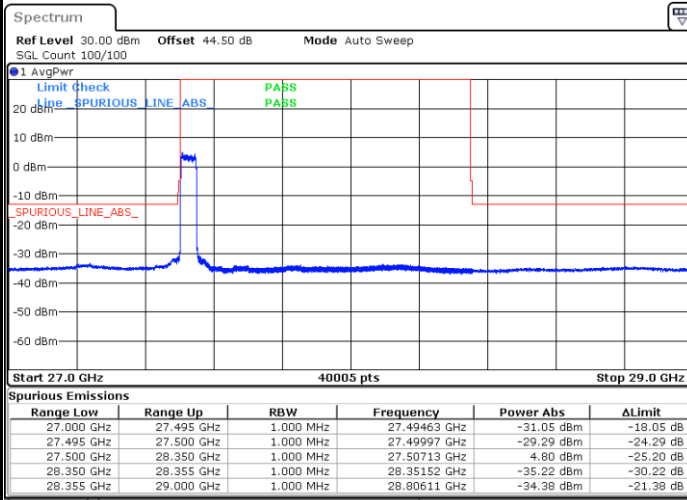




DFT-s-OFDM Module 2

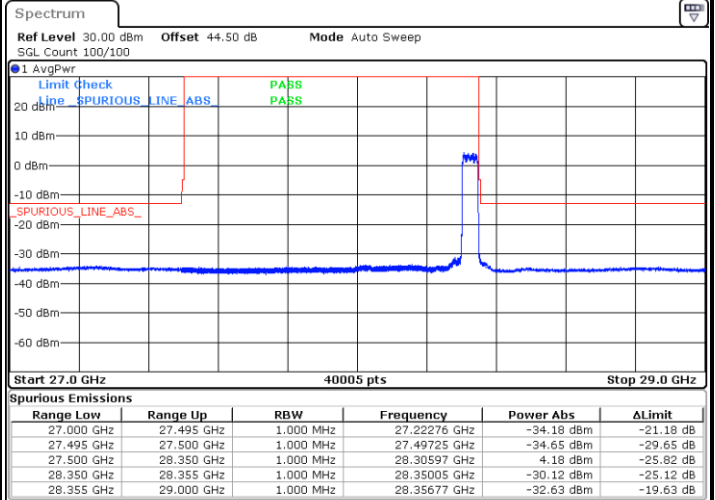
NR Band n261 / 50MHz / BPSK

Lowest Band Edge / Full RB



Date: 22.AUG.2020 07:16:02

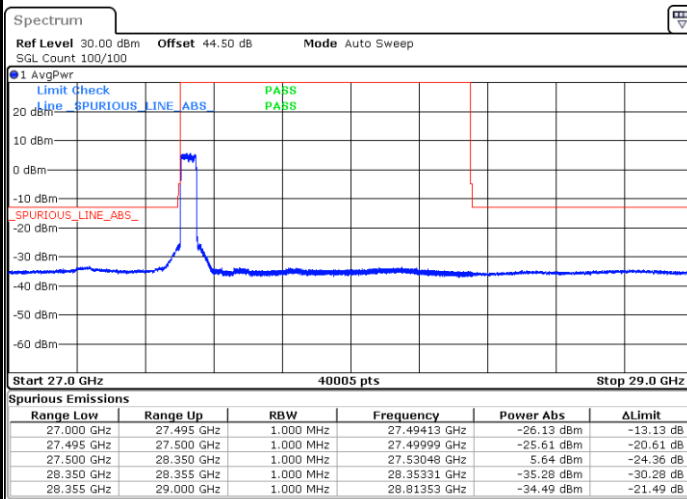
Highest Band Edge / Full RB



Date: 23.AUG.2020 02:39:56

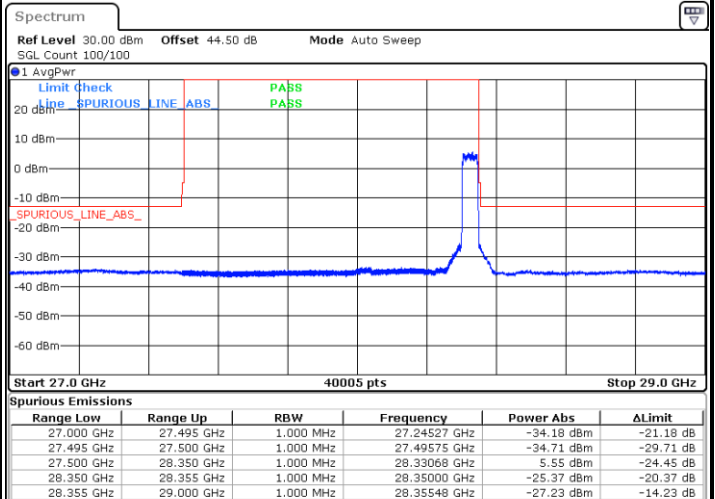
NR Band n261 / 50MHz / QPSK

Lowest Band Edge / Full RB



Date: 22.AUG.2020 07:11:55

Highest Band Edge / Full RB



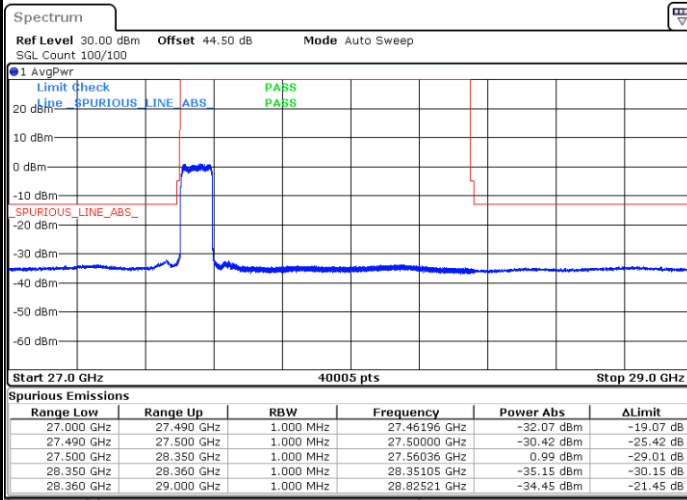
Date: 23.AUG.2020 02:35:27



DFT-s-OFDM Module 2

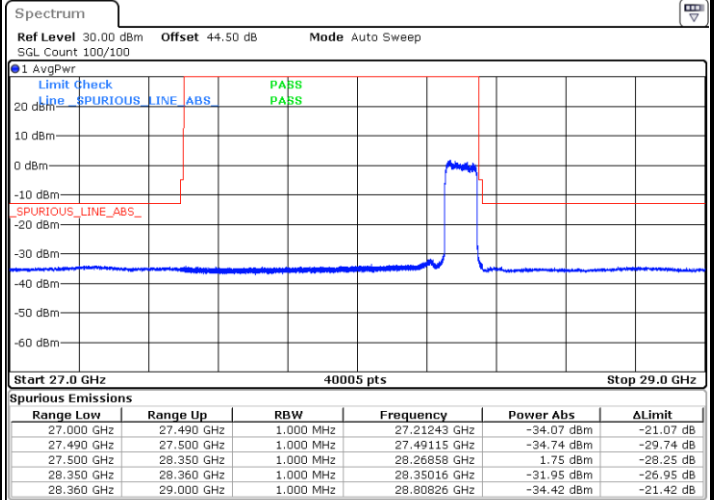
NR Band n261 / 100MHz / BPSK

Lowest Band Edge / Full RB



Date: 22.AUG.2020 05:55:08

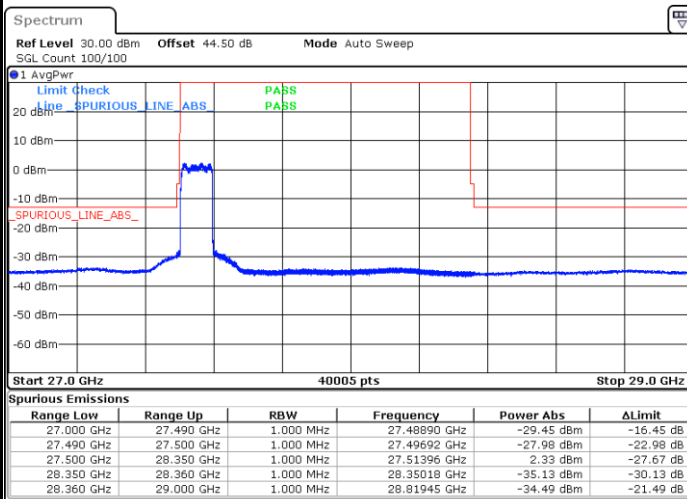
Highest Band Edge / Full RB



Date: 22.AUG.2020 18:03:26

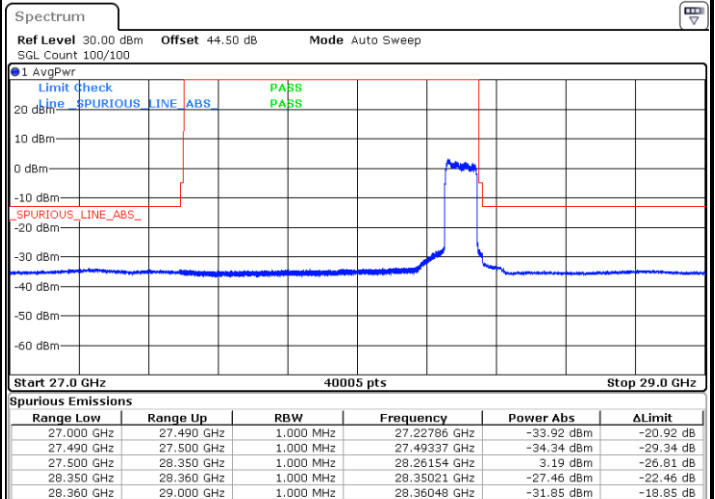
NR Band n261 / 100MHz / QPSK

Lowest Band Edge / Full RB



Date: 22.AUG.2020 05:50:50

Highest Band Edge / Full RB



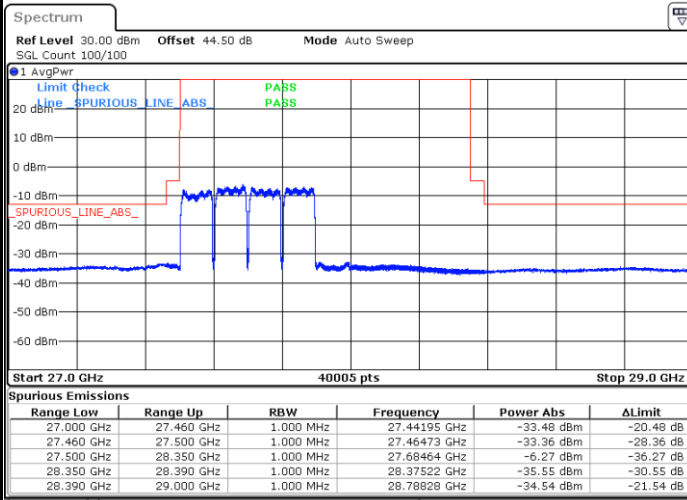
Date: 22.AUG.2020 18:04:06



DFT-s-OFDM Module 2

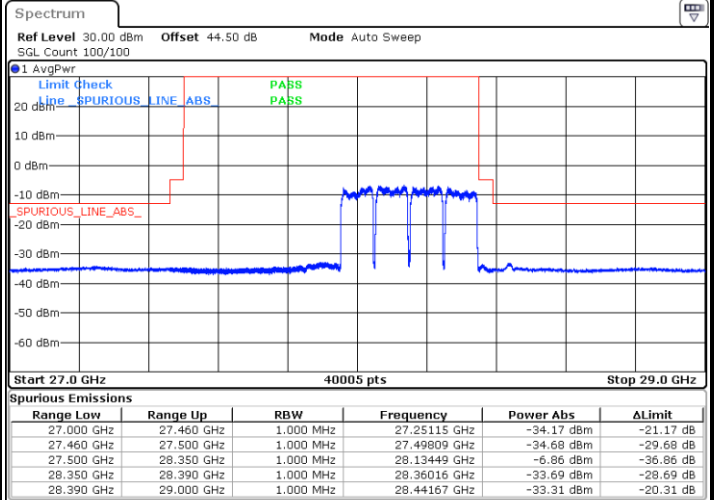
NR Band n261 / 400MHz / BPSK

Lowest Band Edge / Full RB



Date: 8.SEP.2020 00:06:13

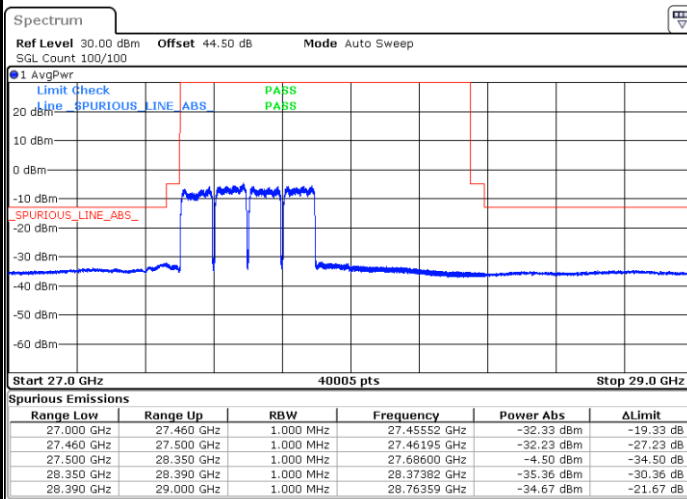
Highest Band Edge / Full RB



Date: 8.SEP.2020 00:33:46

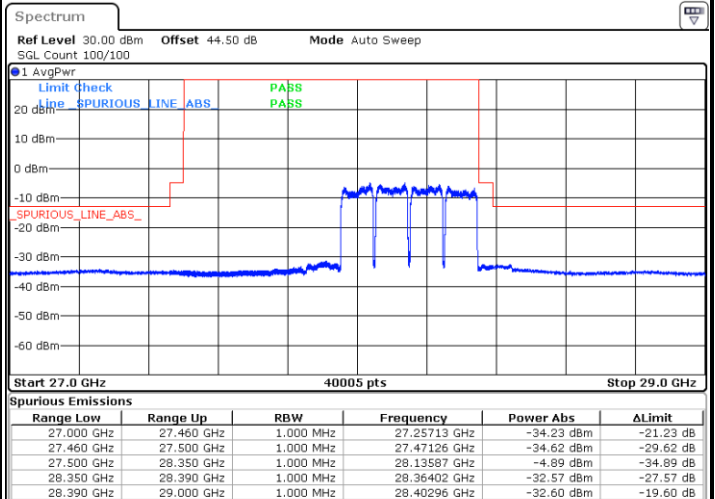
NR Band n261 / 50MHz / QPSK

Lowest Band Edge / Full RB



Date: 8.SEP.2020 00:04:24

Highest Band Edge / Full RB



Date: 8.SEP.2020 00:32:20

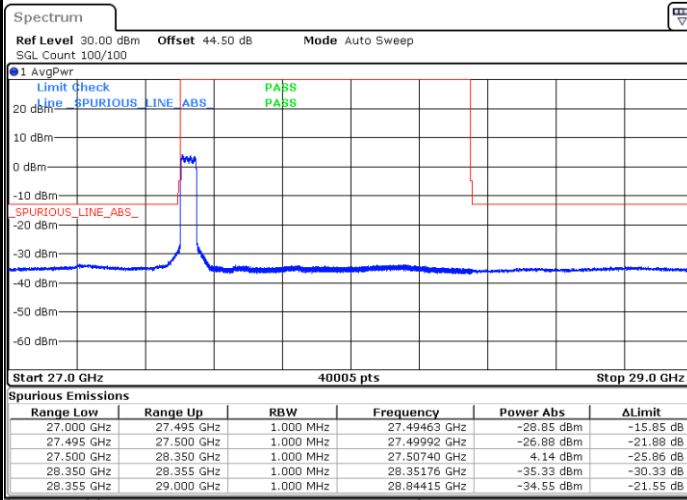


CP-OFDM Module 2

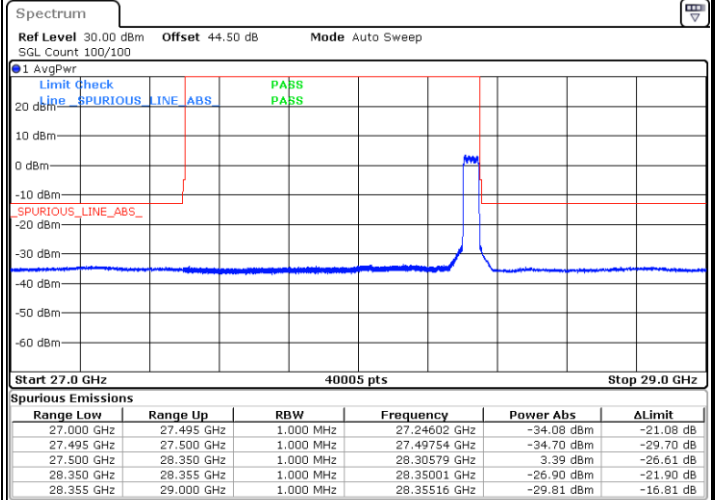
NR Band n261 / 50MHz / QPSK

Lowest Band Edge / Full RB

Highest Band Edge / Full RB



Date: 22.AUG.2020 07:17:32



Date: 23.AUG.2020 02:41:34

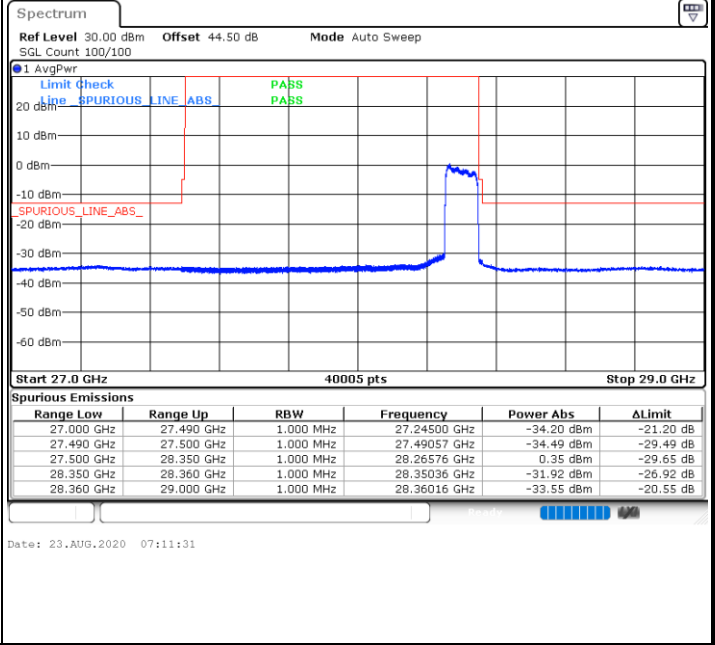
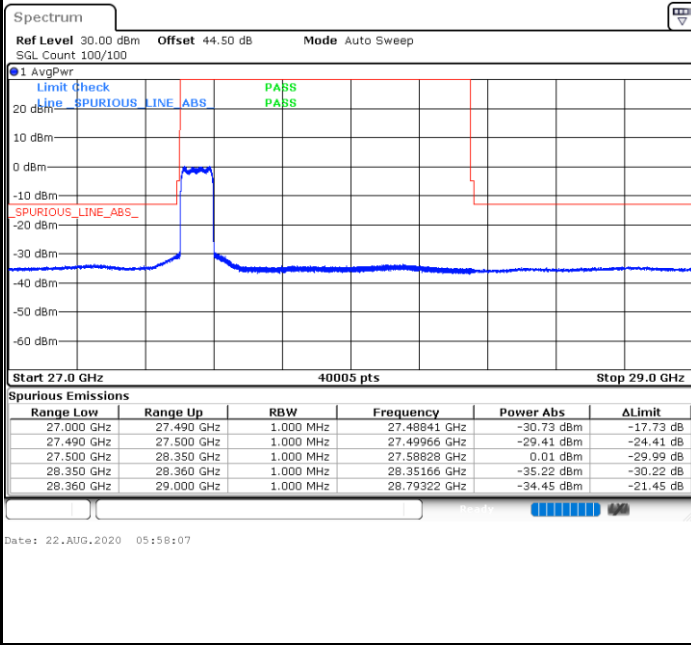


CP-OFDM Module 2

NR Band n261 / 100MHz / QPSK

Lowest Band Edge / Full RB

Highest Band Edge / Full RB



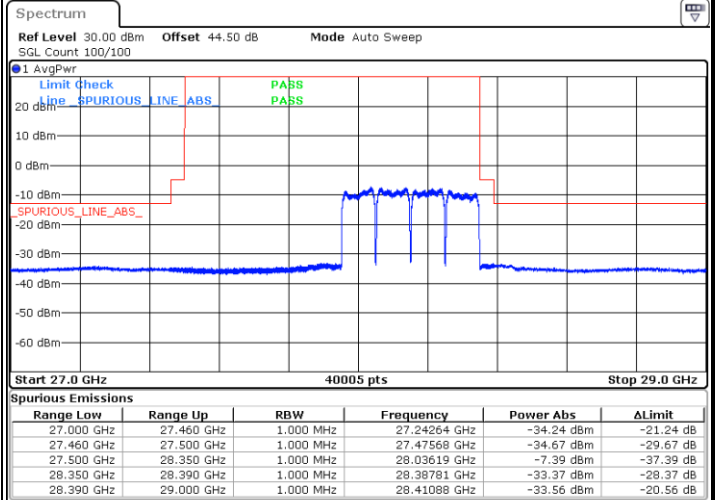
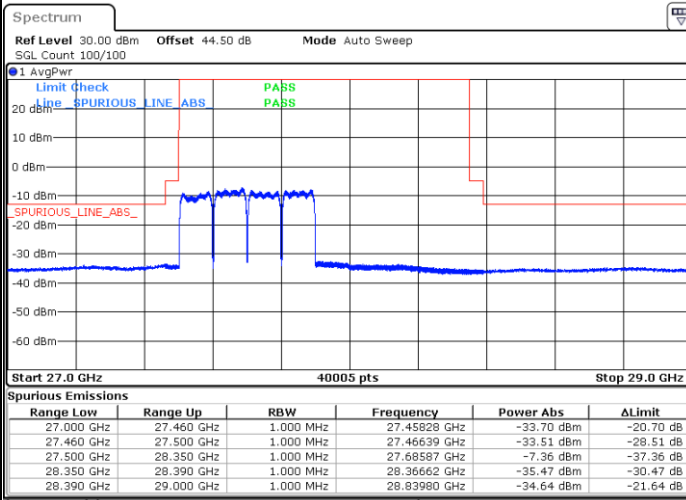


CP-OFDM Module 2

NR Band n261 / 400MHz / QPSK

Lowest Band Edge / Full RB

Highest Band Edge / Full RB



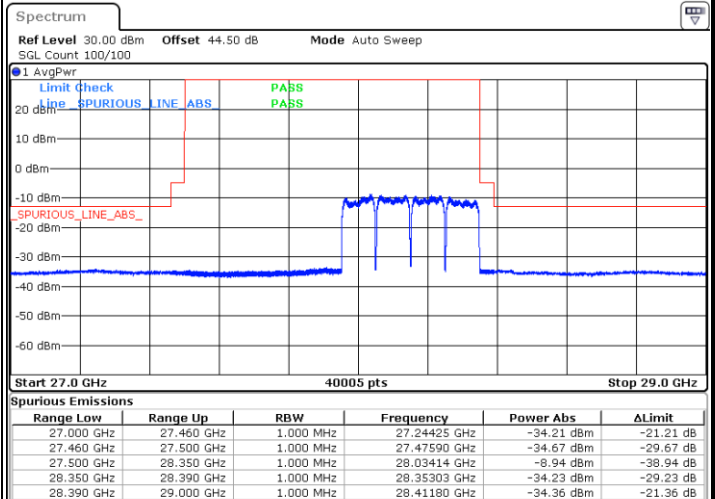
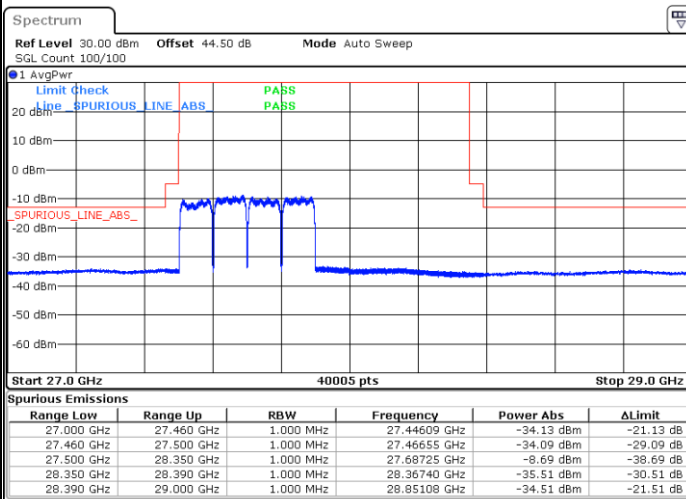
Date: 8.SEP.2020 00:07:39

Date: 8.SEP.2020 00:40:19

NR Band n261 / 400MHz / 16QAM

Lowest Band Edge / Full RB

Highest Band Edge / Full RB



Date: 8.SEP.2020 00:08:55

Date: 8.SEP.2020 00:41:41



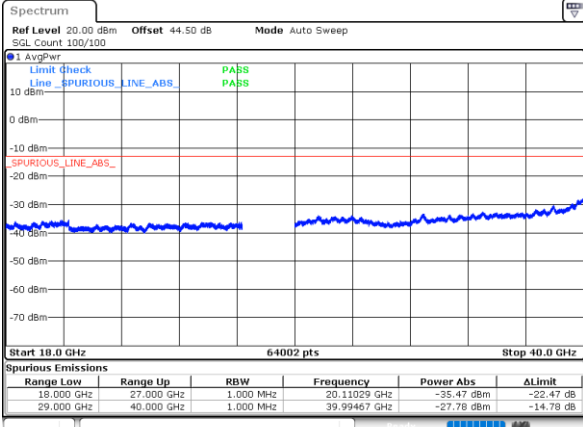
Spurious Emission



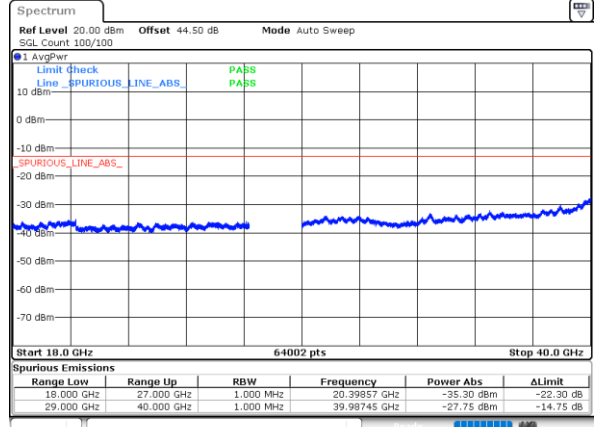
DFT-s-OFDM Module 2

NR Band n261 BPSK (18-40GHz)

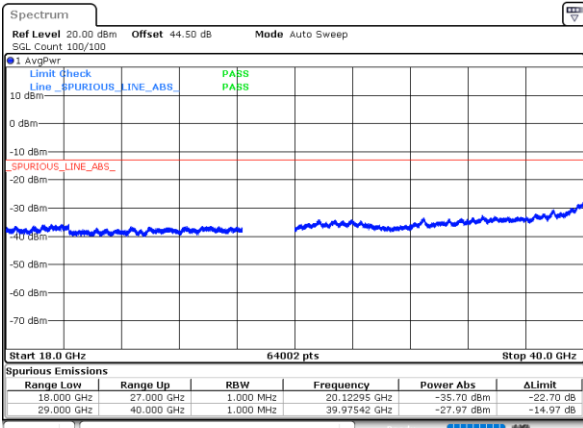
Lowest Channel / 50MHz



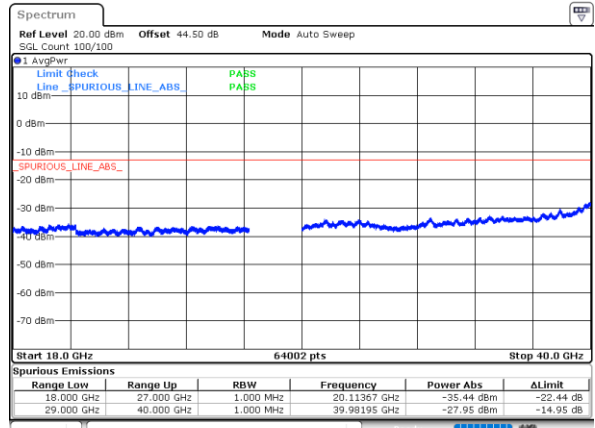
Lowest Channel / 100MHz



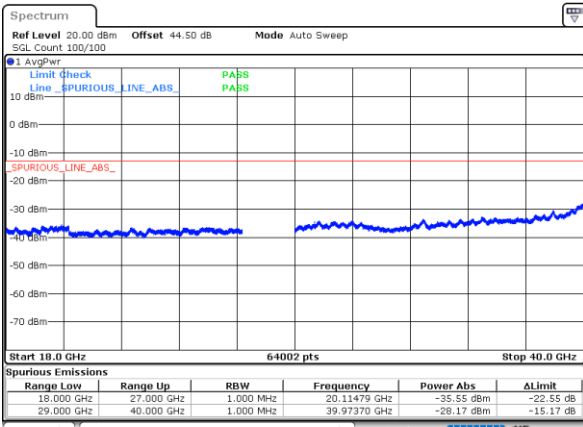
Middle Channel / 50MHz



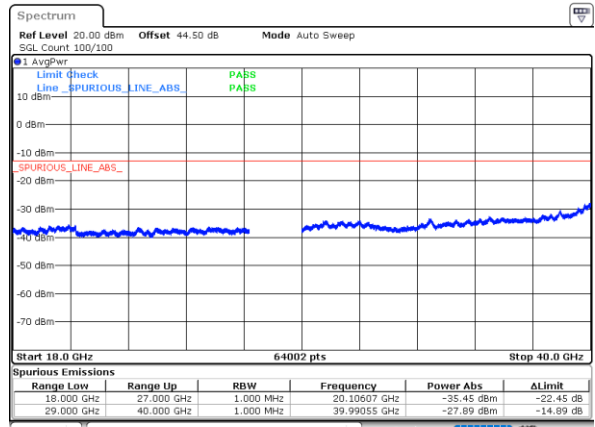
Middle Channel / 100MHz



Highest Channel / 50MHz



Highest Channel / 100MHz

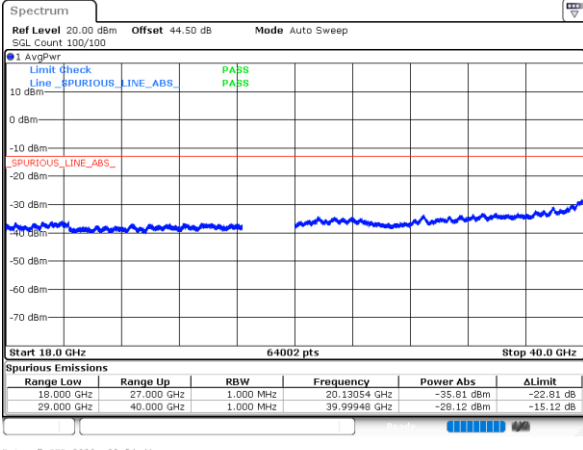




DFT-s-OFDM Module 2

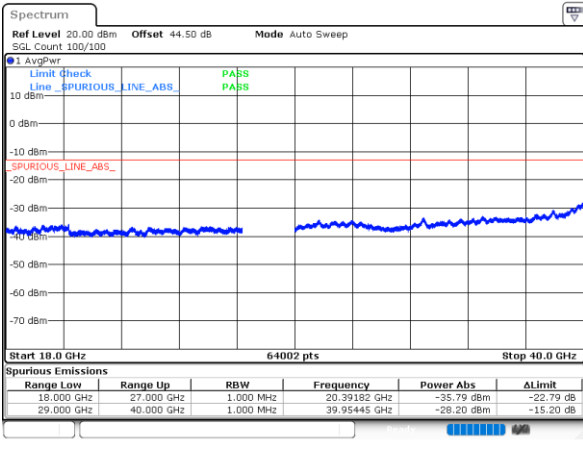
NR Band n261 BPSK (18-40GHz)

Lowest Channel / 400MHz



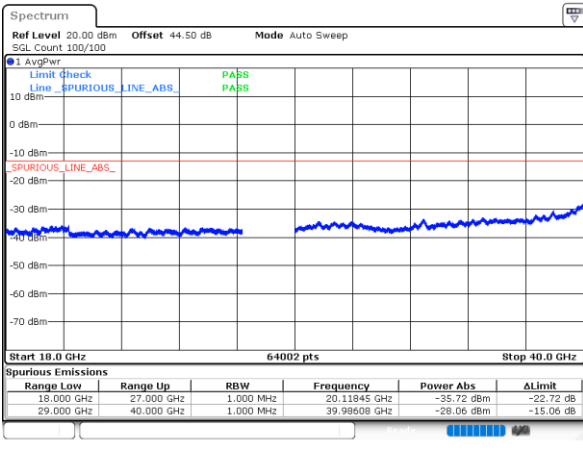
intentionally blank

Middle Channel / 400MHz



intentionally blank

Highest Channel / 400MHz



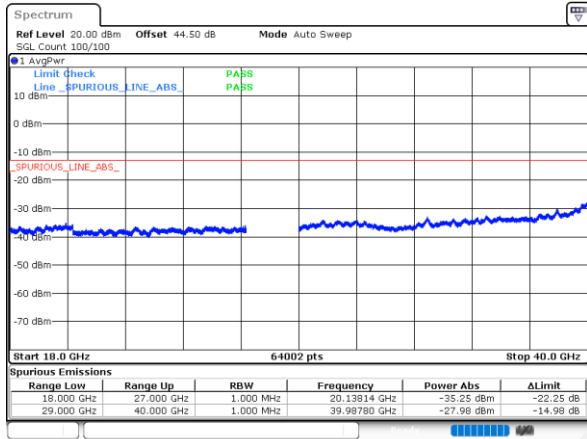
intentionally blank



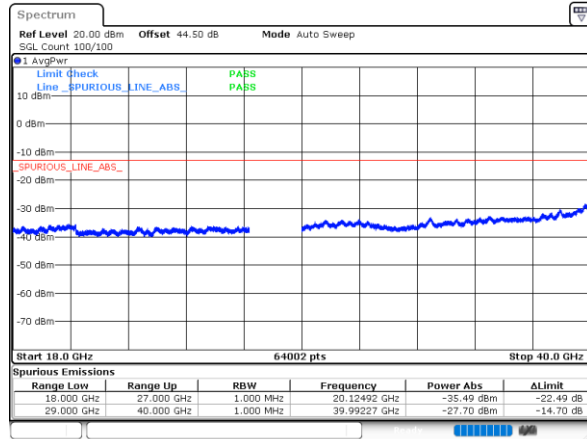
DFT-s-OFDM Module 2

NR Band n261 QPSK (18-40GHz)

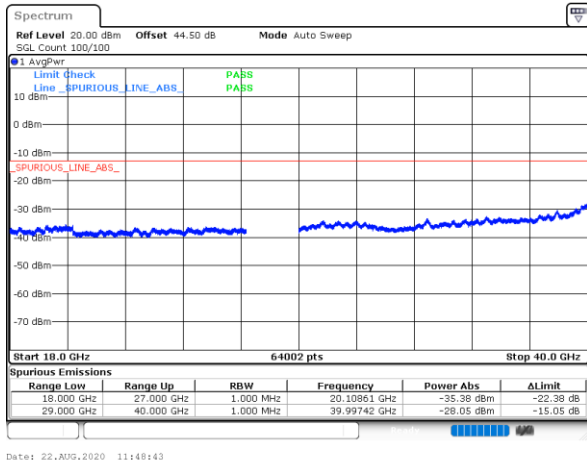
Lowest Channel / 50MHz



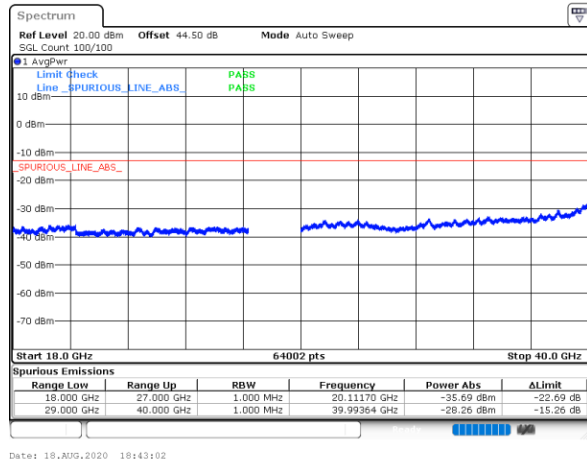
Lowest Channel / 100MHz



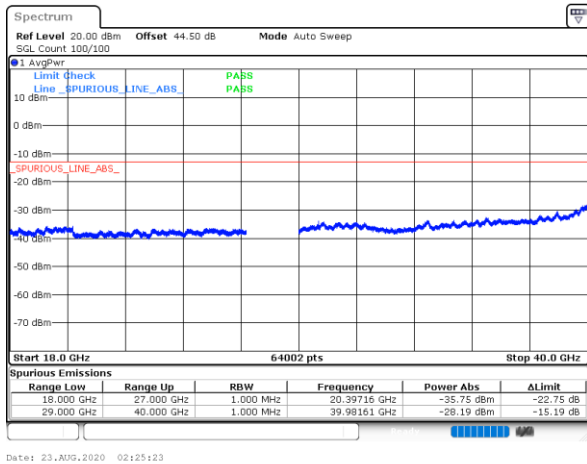
Middle Channel / 50MHz



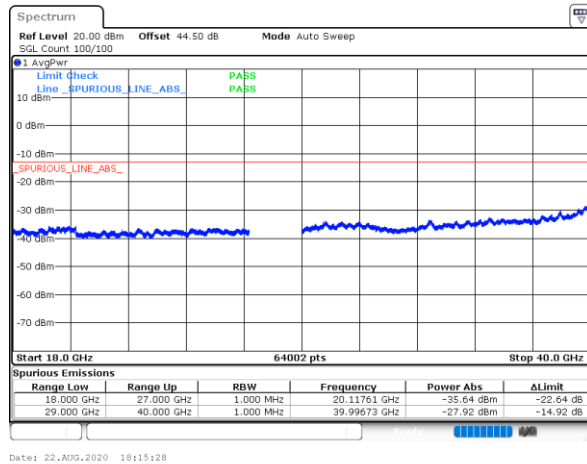
Middle Channel / 100MHz



Highest Channel / 50MHz



Highest Channel / 100MHz

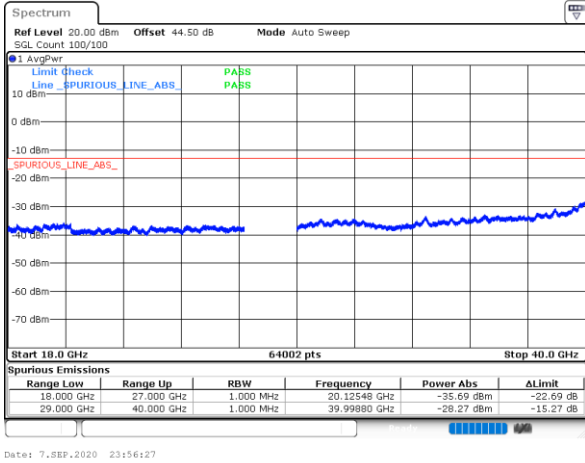




DFT-s-OFDM Module 2

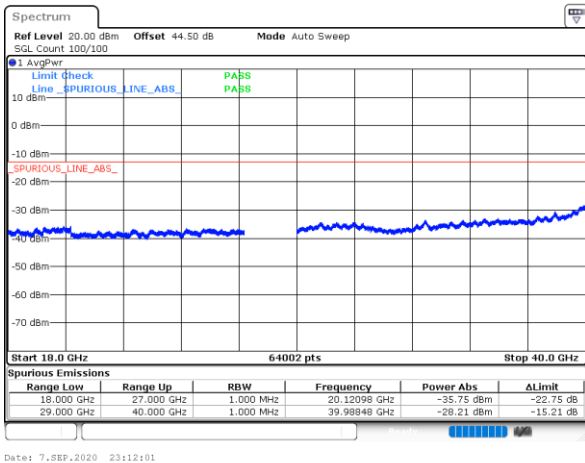
NR Band n261 QPSK (18-40GHz)

Lowest Channel / 400MHz



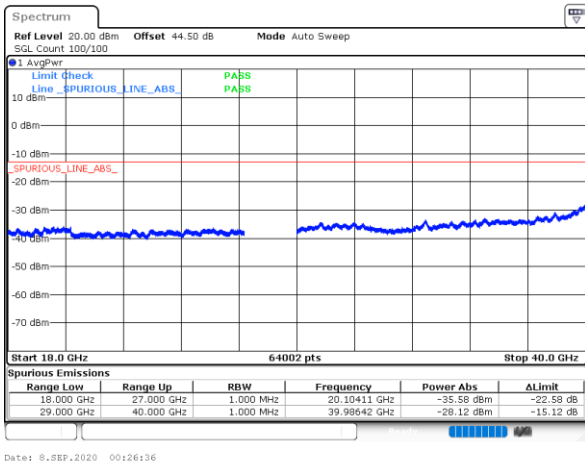
intentionally blank

Middle Channel / 400MHz



intentionally blank

Highest Channel / 400MHz



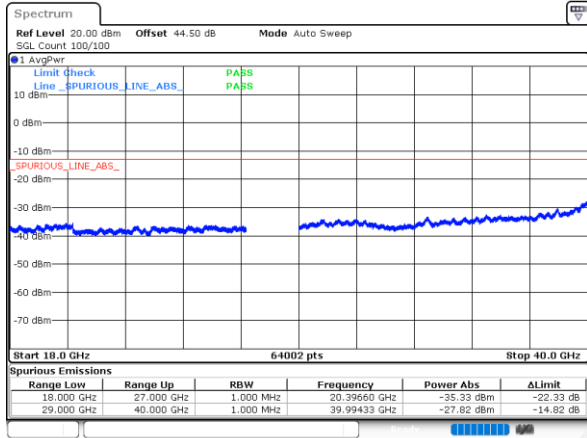
intentionally blank



CP-OFDM Module 2

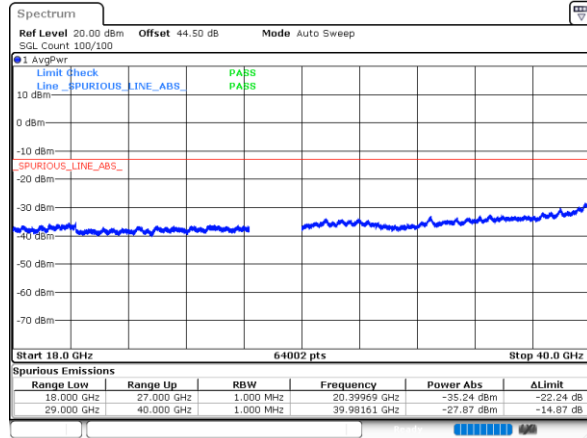
NR Band n261 QPSK (18-40GHz)

Lowest Channel / 50MHz



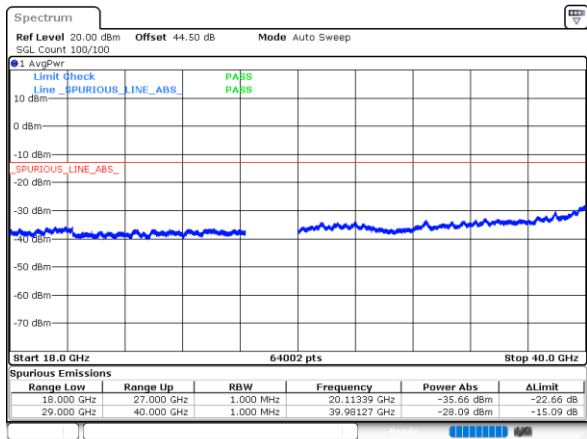
Date: 22.AUG.2020 07:03:53

Lowest Channel / 100MHz



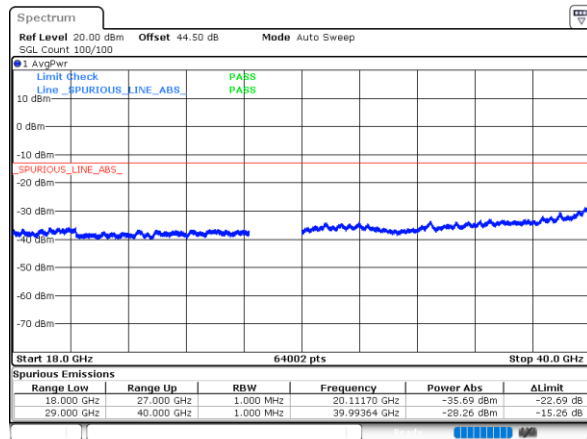
Date: 22.AUG.2020 06:04:36

Middle Channel / 50MHz



Date: 22.AUG.2020 11:50:20

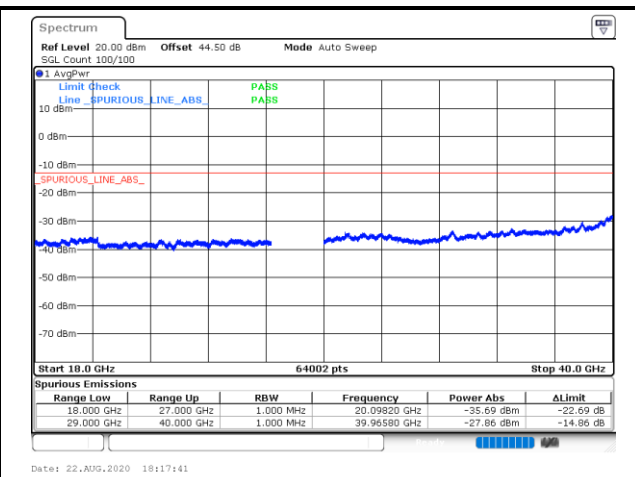
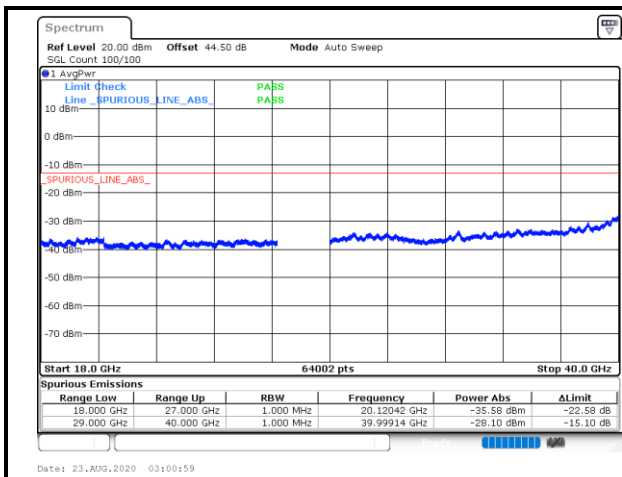
Middle Channel / 100MHz



Date: 18.AUG.2020 18:43:02

Highest Channel / 50MHz

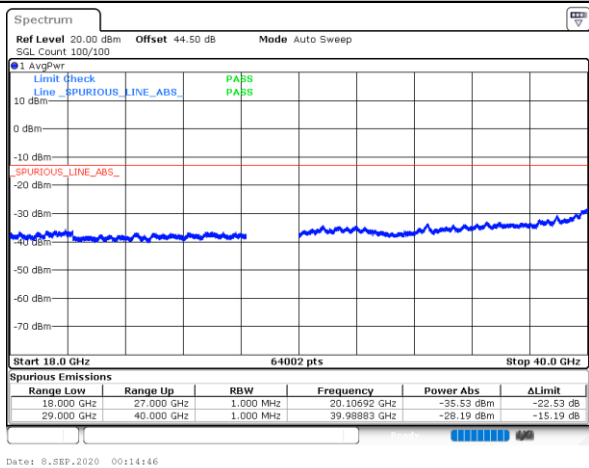
Highest Channel / 100MHz



CP-OFDM Module 2

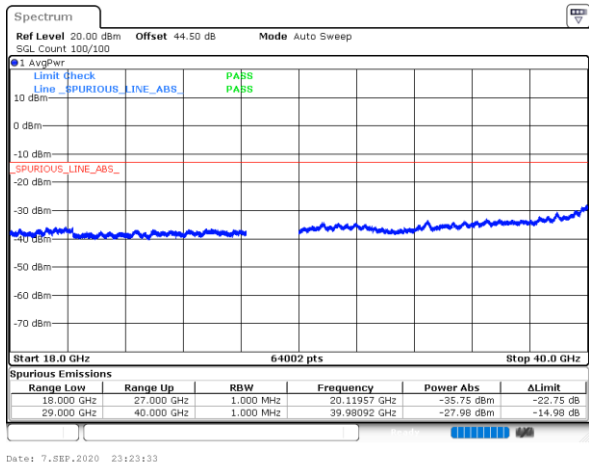
NR Band n261 QPSK (18-40GHz)

Lowest Channel / 400MHz



intentionally blank

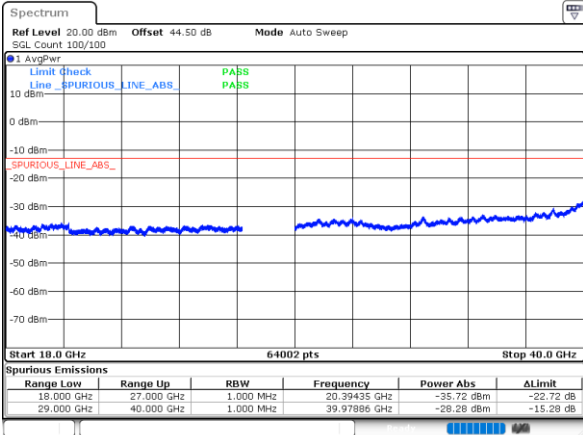
Middle Channel / 400MHz



intentionally blank



Highest Channel / 400MHz



intentionally blank

Date: 8_SEP_2020 00:45:57



NR Band n261 Module 2 AG0+AG1

Occupied Bandwidth

Mode	DFT-s-OFDM Module 2 NR Band n261 : 99%OBW(MHz)											
BW	50MHz				100MHz				400MHz			
Mod.	BPSK	QPSK	16QAM	64QAM	BPSK	QPSK	16QAM	64QAM	BPSK	QPSK	16QAM	64QAM
Lowest CH	45.36	45.04	-	-	90.44	90.40	-	-	386.88	387.04	-	-
Middle CH	45.18	45.20	44.90	45.20	90.28	90.28	90.00	90.28	386.56	386.88	369.60	374.72
Highest CH	45.32	45.02	-	-	90.44	90.32	-	-	387.68	387.68	-	-

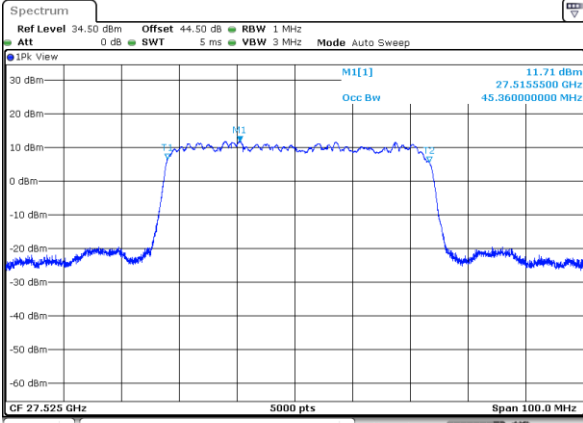
Mode	CP-OFDM Module 2 NR Band n261 : 99%OBW(MHz)								
BW	50MHz			100MHz			400MHz		
Mod.	QPSK	16QAM	64QAM	QPSK	16QAM	64QAM	QPSK	16QAM	64QAM
Lowest CH	45.20	-	-	92.80	-	-	389.76	-	-
Middle CH	45.18	45.20	45.32	92.56	92.56	92.72	388.96	376.32	384.16
Highest CH	45.20	-	-	92.84	-	-	388.16	-	-



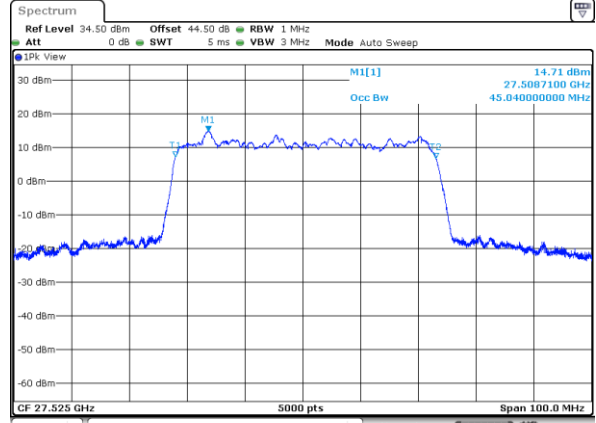
DFT-s-OFDM Module 2

NR Band n261

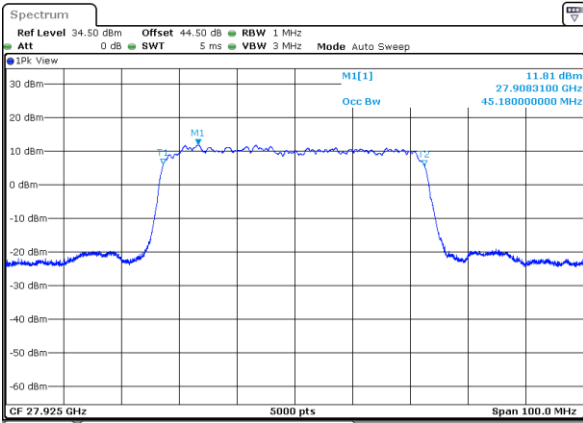
Lowest Channel / 50MHz / BPSK



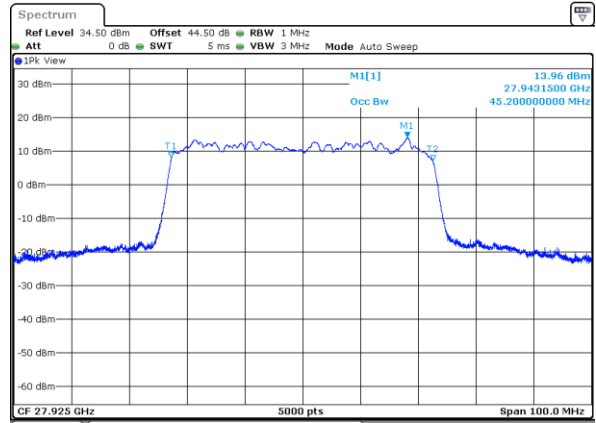
Lowest Channel / 50MHz / QPSK



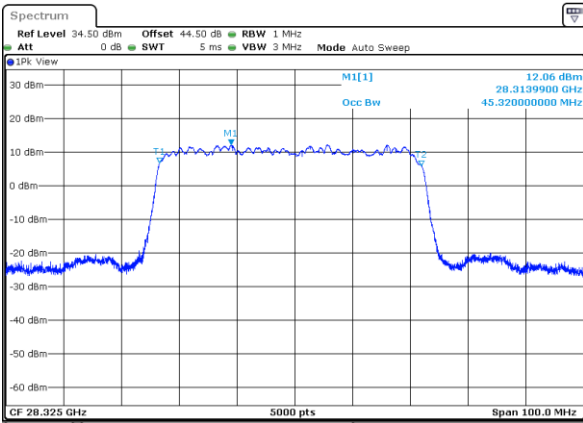
Middle Channel / 50MHz / BPSK



Middle Channel / 50MHz / QPSK



Highest Channel / 50MHz / BPSK



Highest Channel / 50MHz / QPSK

