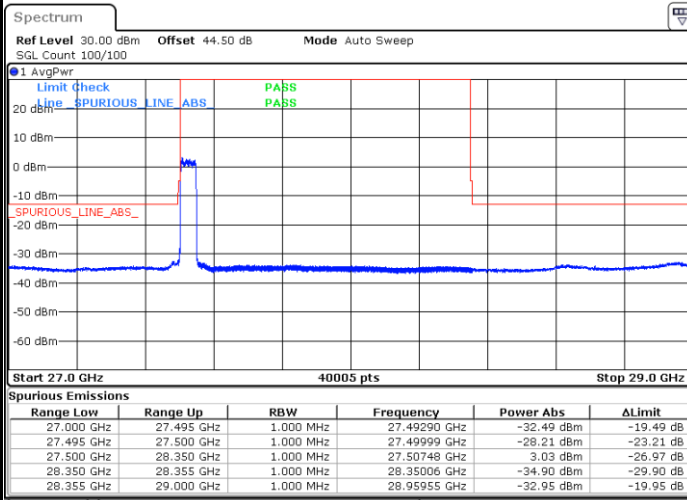




DFT-s-OFDM Module 2

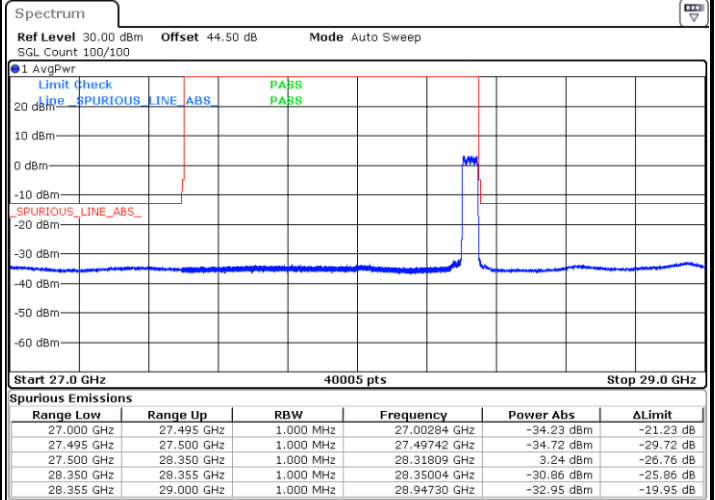
NR Band n261 / 50MHz / BPSK

Lowest Band Edge / Full RB



Date: 10.SEP.2020 02:43:10

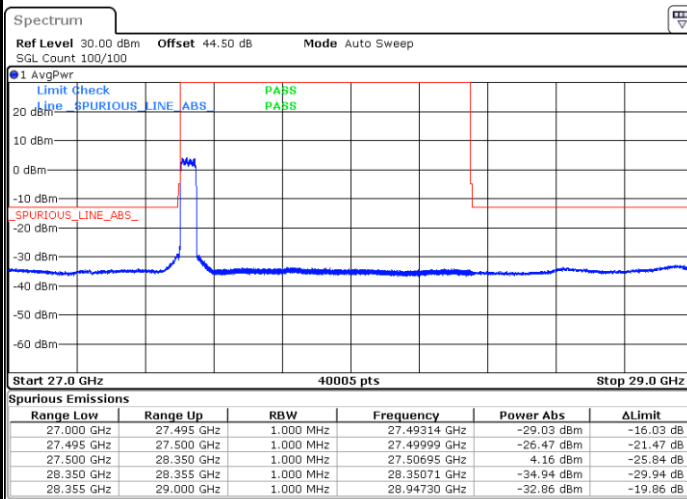
Highest Band Edge / Full RB



Date: 10.SEP.2020 05:17:43

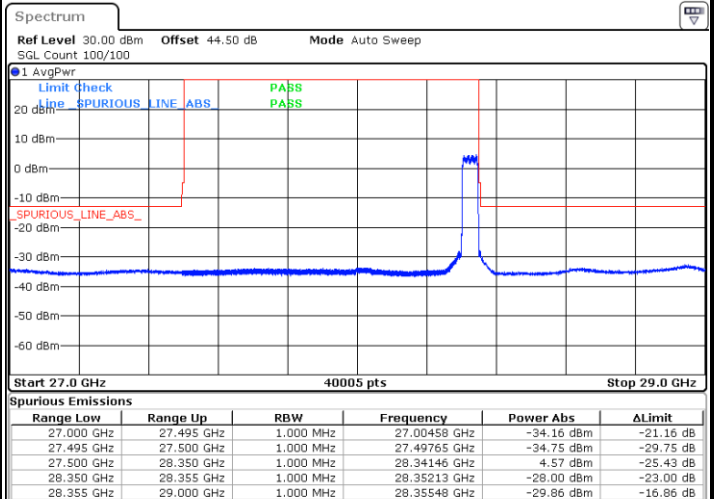
NR Band n261 / 50MHz / QPSK

Lowest Band Edge / Full RB



Date: 10.SEP.2020 02:39:38

Highest Band Edge / Full RB



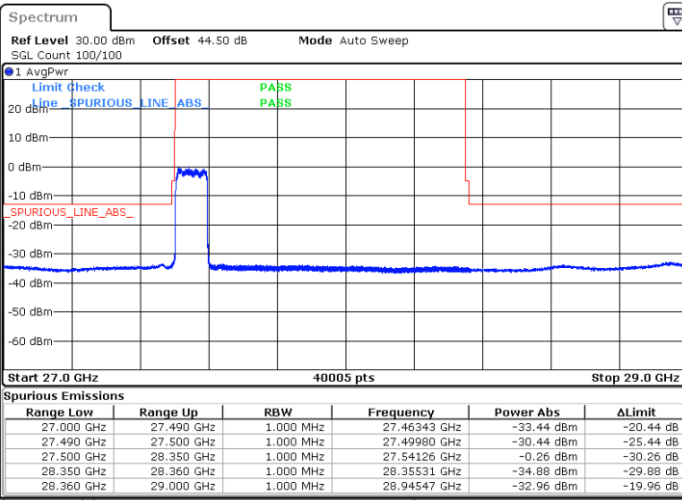
Date: 10.SEP.2020 05:14:12



DFT-s-OFDM Module 2

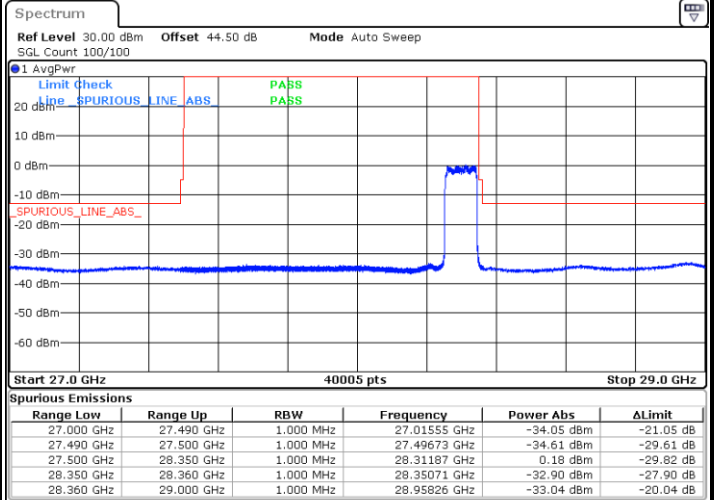
NR Band n261 / 100MHz / BPSK

Lowest Band Edge / Full RB



Date: 10.SEP.2020 03:30:56

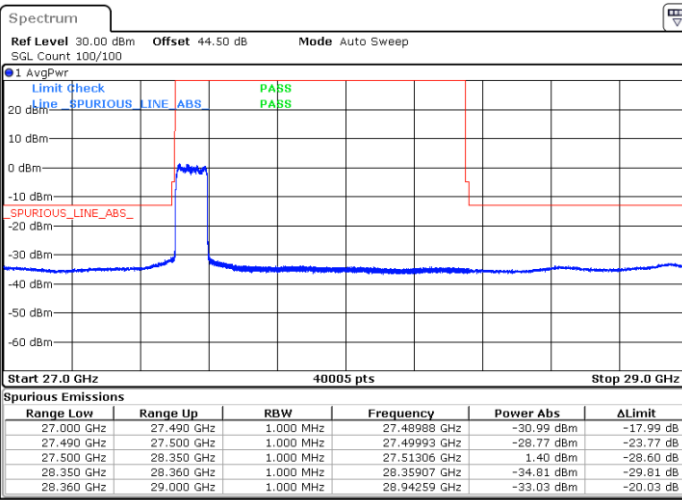
Highest Band Edge / Full RB



Date: 10.SEP.2020 05:51:42

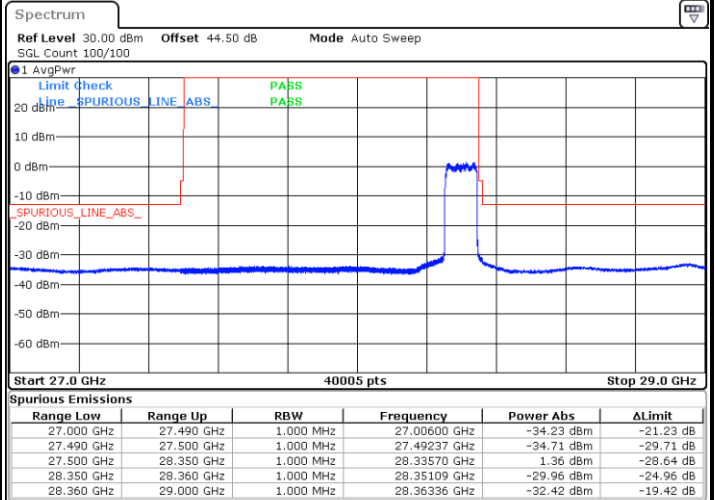
NR Band n261 / 100MHz / QPSK

Lowest Band Edge / Full RB



Date: 10.SEP.2020 03:26:42

Highest Band Edge / Full RB



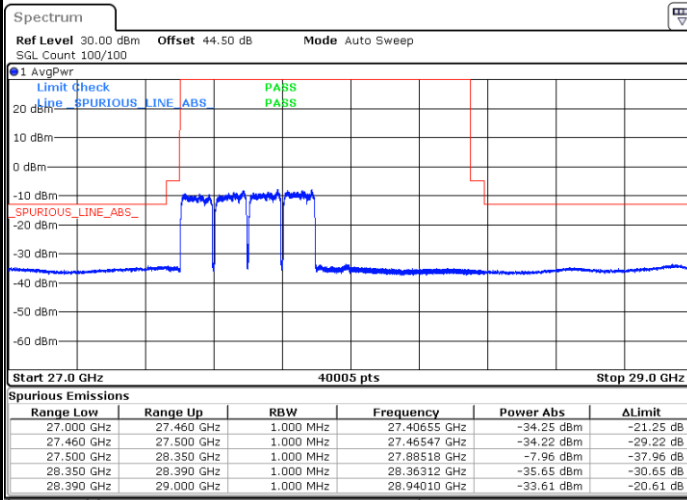
Date: 10.SEP.2020 05:47:54



DFT-s-OFDM Module 2

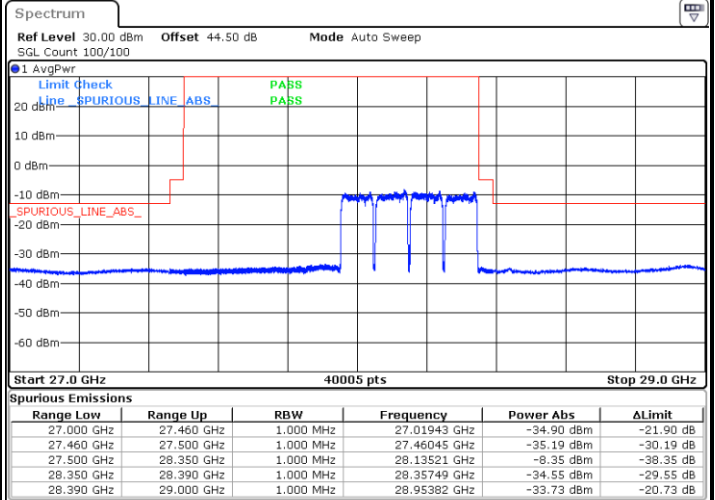
NR Band n261 / 400MHz / BPSK

Lowest Band Edge / Full RB



Date: 12.SEP.2020 12:07:35

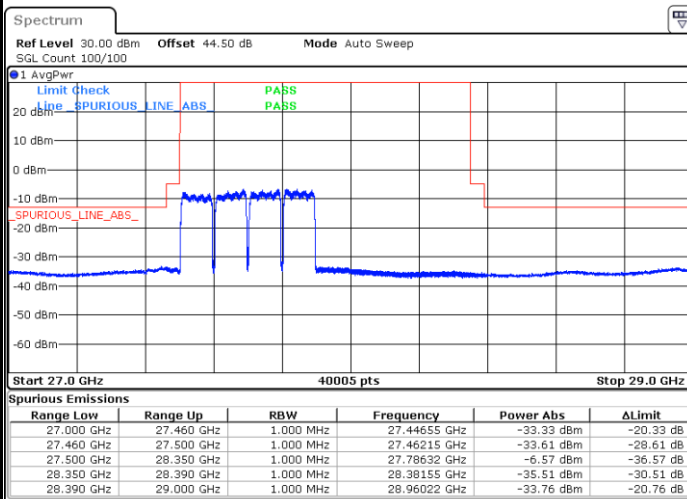
Highest Band Edge / Full RB



Date: 12.SEP.2020 17:12:04

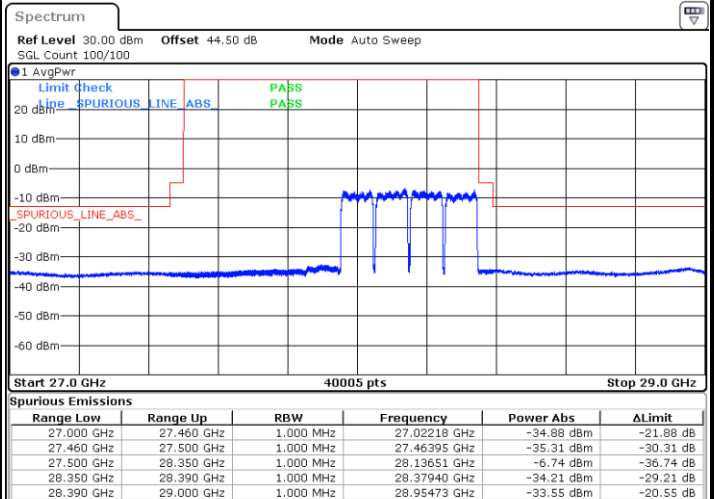
NR Band n261 / 50MHz / QPSK

Lowest Band Edge / Full RB



Date: 12.SEP.2020 11:53:05

Highest Band Edge / Full RB



Date: 12.SEP.2020 16:44:28

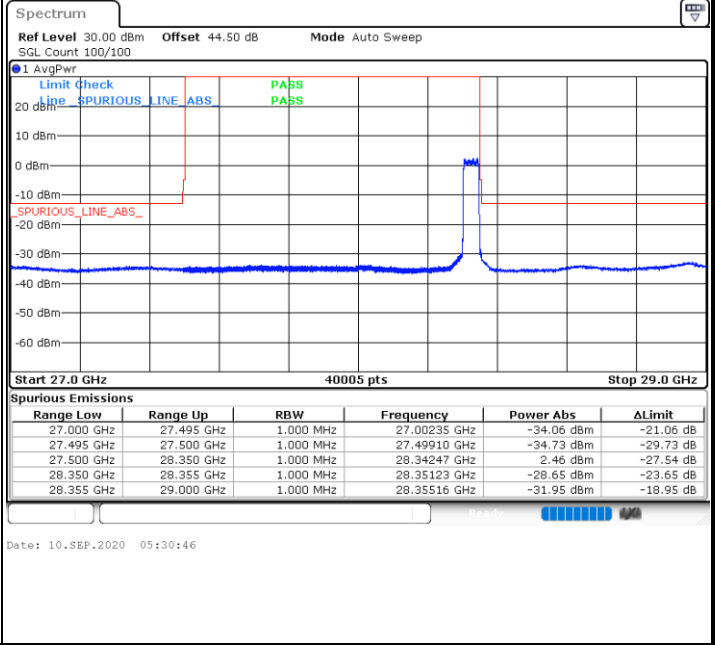
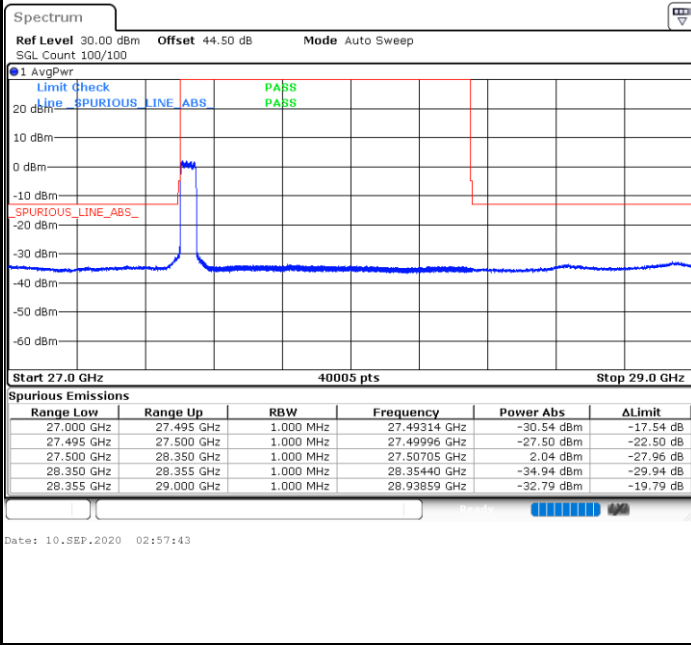


CP-OFDM Module 2

NR Band n261 / 50MHz / QPSK

Lowest Band Edge / Full RB

Highest Band Edge / Full RB



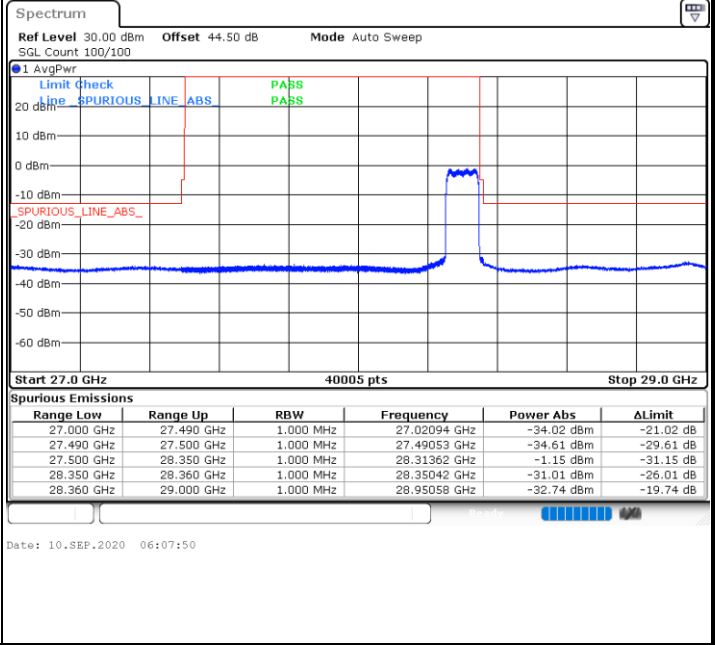
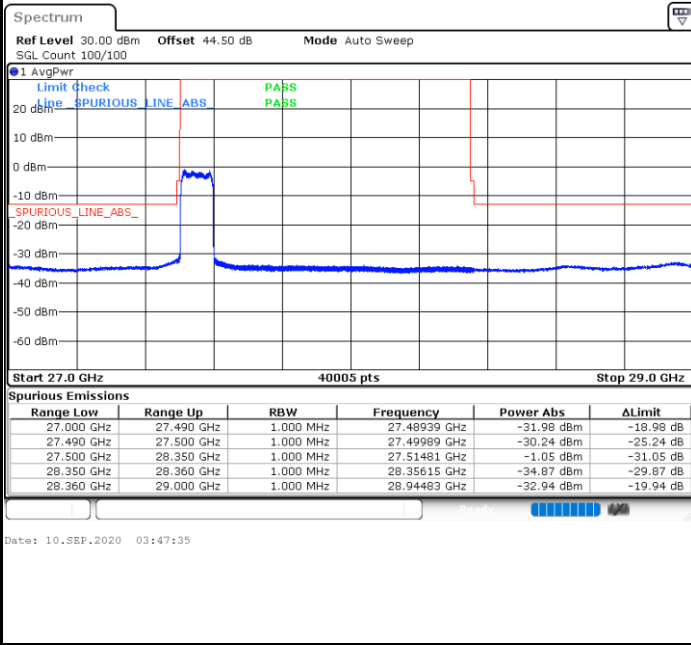


CP-OFDM Module 2

NR Band n261 / 100MHz / QPSK

Lowest Band Edge / Full RB

Highest Band Edge / Full RB



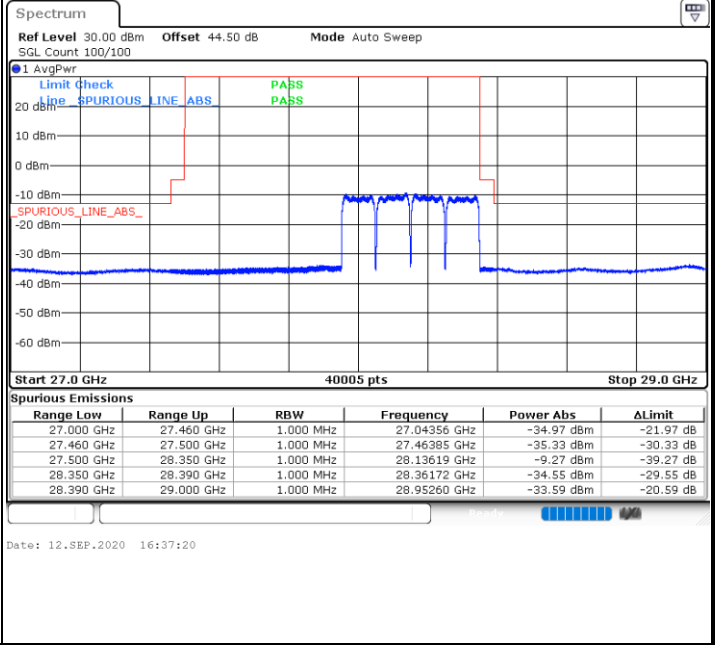
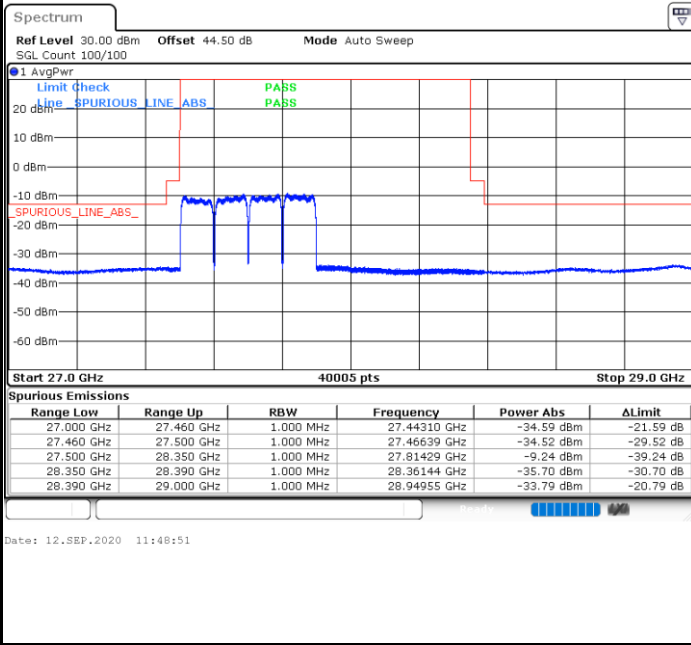


CP-OFDM Module 2

NR Band n261 / 400MHz / QPSK

Lowest Band Edge / Full RB

Highest Band Edge / Full RB





## **Spurious Emission**

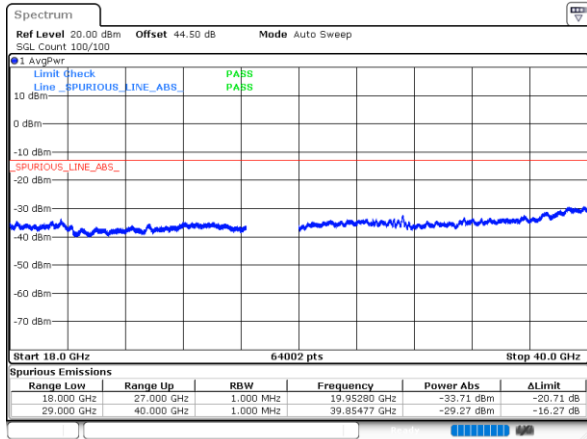


Spurious emission between 18GHz to 40GHz worst case plot is reported as following.

DFT-s-OFDM Module 2

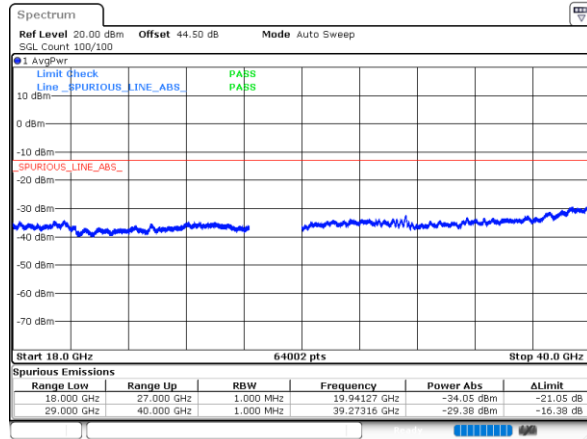
NR Band n261 BPSK (18-40GHz)

Lowest Channel / 50MHz



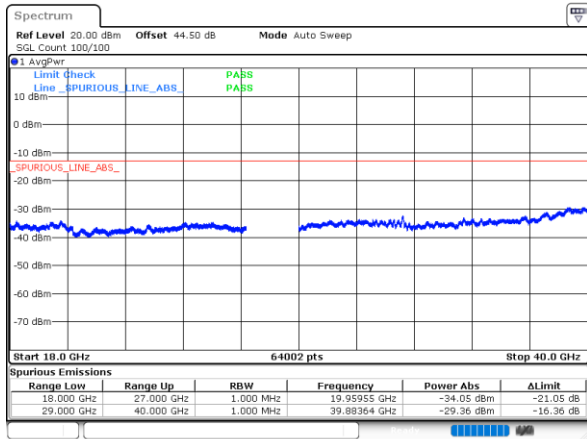
Date: 10\_SEP.2020 02:45:18

Lowest Channel / 100MHz



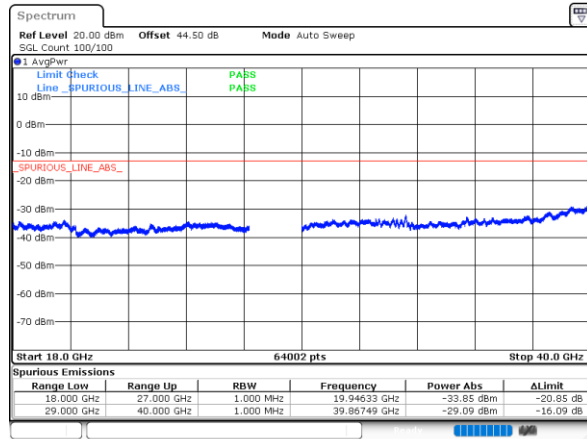
Date: 10\_SEP.2020 03:32:55

Middle Channel / 50MHz



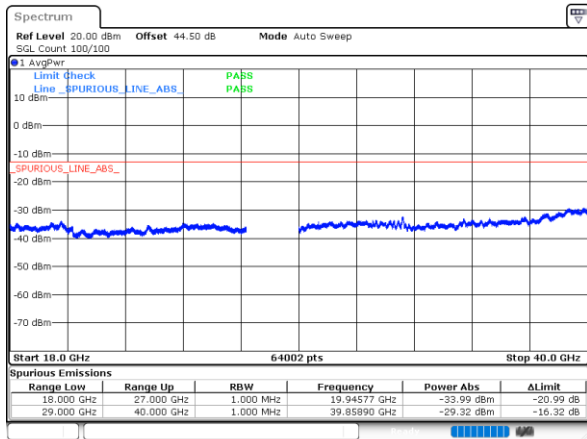
Date: 10\_SEP.2020 04:52:55

Middle Channel / 100MHz



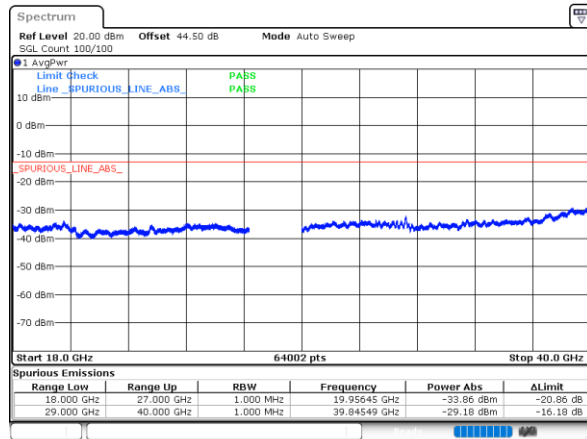
Date: 4\_SEP.2020 05:42:47

Highest Channel / 50MHz



Date: 10\_SEP.2020 05:19:31

Highest Channel / 100MHz



Date: 10\_SEP.2020 05:52:58

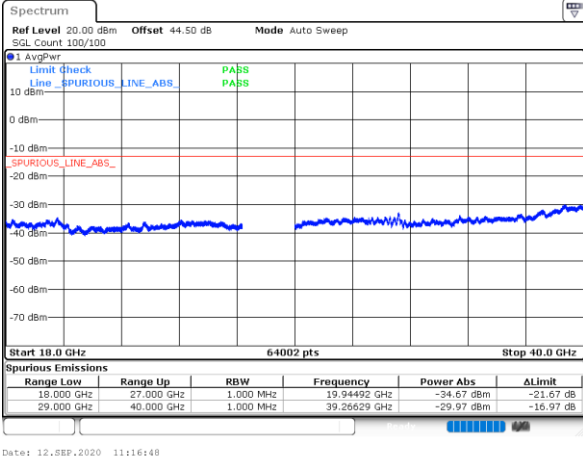




DFT-s-OFDM Module 2

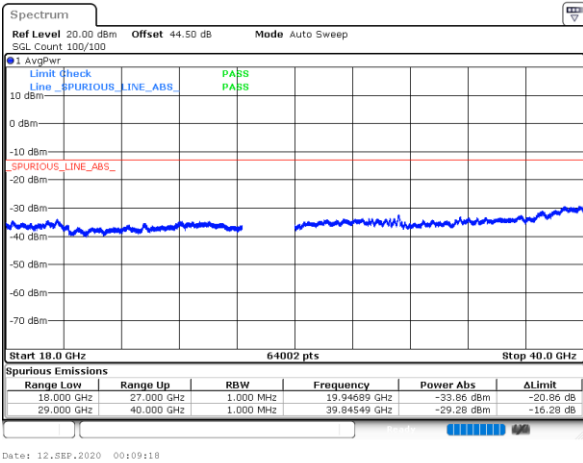
NR Band n261 BPSK (18-40GHz)

Lowest Channel / 400MHz



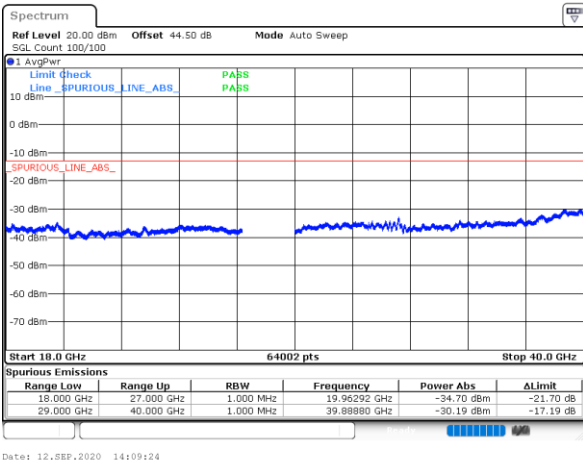
intentionally blank

Middle Channel / 400MHz



intentionally blank

Highest Channel / 400MHz



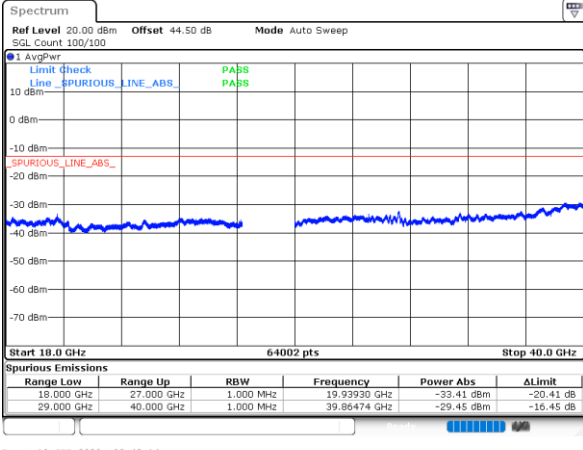
intentionally blank



DFT-s-OFDM Module 2

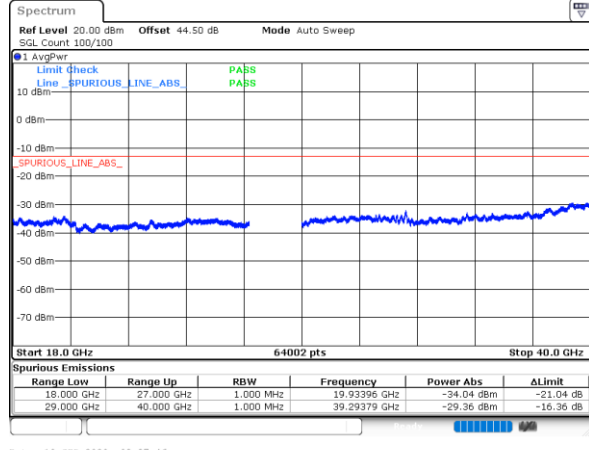
NR Band n261 QPSK (18-40GHz)

Lowest Channel / 50MHz



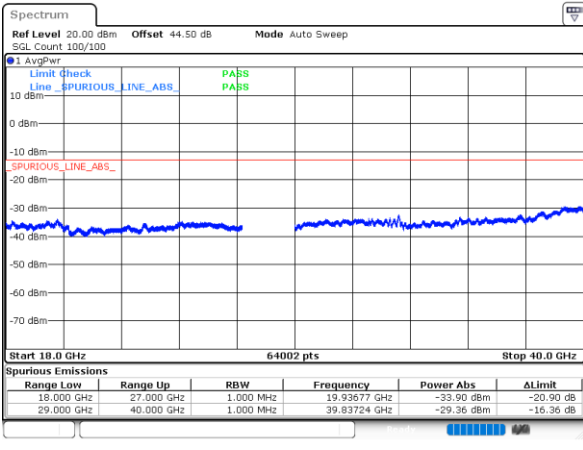
Date: 10\_SEP.2020 02:49:14

Lowest Channel / 100MHz



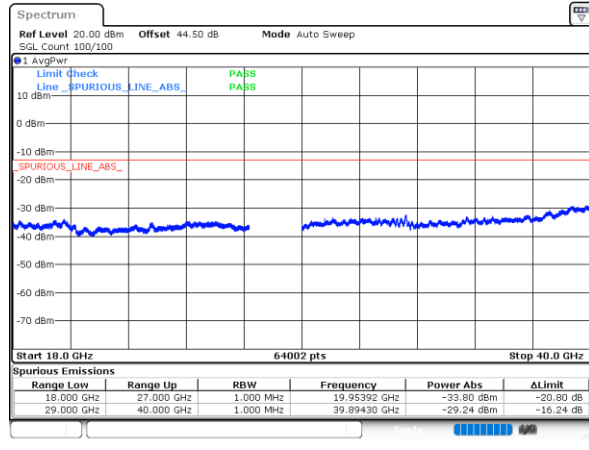
Date: 10\_SEP.2020 03:37:46

Middle Channel / 50MHz



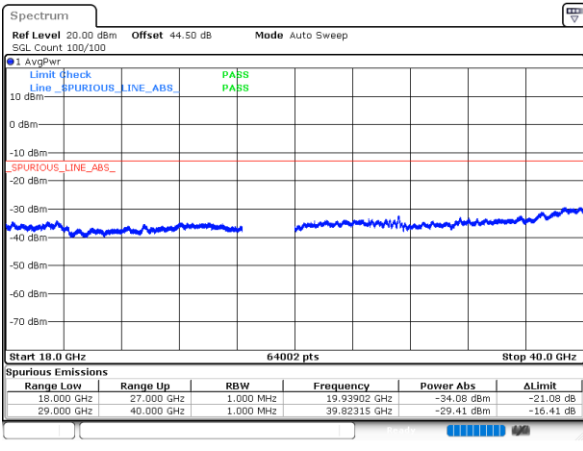
Date: 10\_SEP.2020 04:54:59

Middle Channel / 100MHz



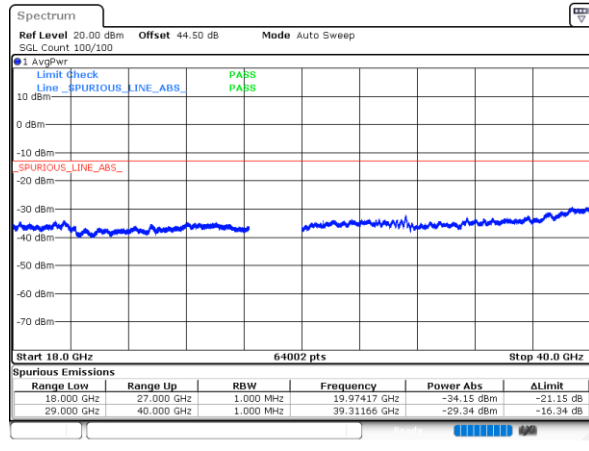
Date: 4\_SEP.2020 09:44:20

Highest Channel / 50MHz



Date: 10\_SEP.2020 05:21:27

Highest Channel / 100MHz



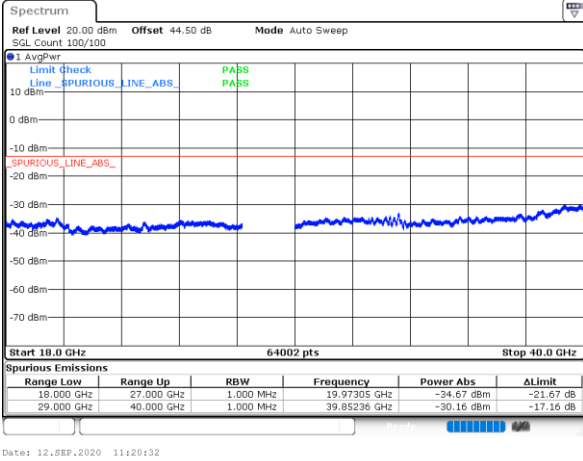
Date: 10\_SEP.2020 05:55:06



DFT-s-OFDM Module 2

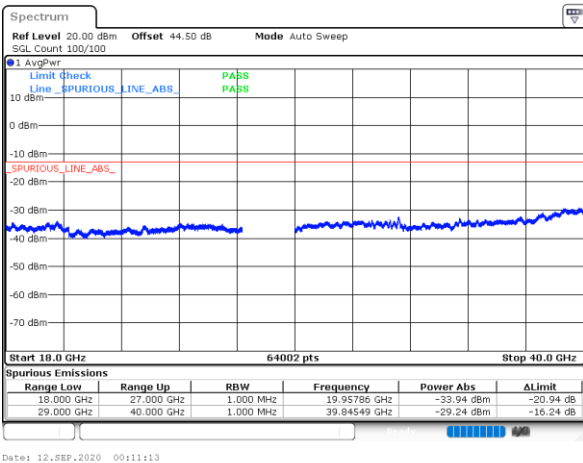
NR Band n261 QPSK (18-40GHz)

Lowest Channel / 400MHz



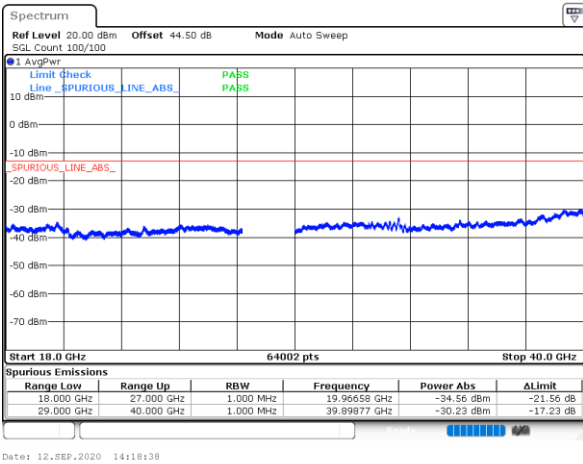
intentionally blank

Middle Channel / 400MHz



intentionally blank

Highest Channel / 400MHz



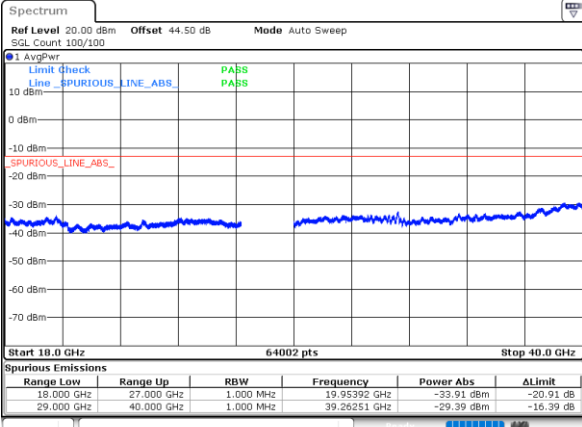
intentionally blank



CP-OFDM Module 2

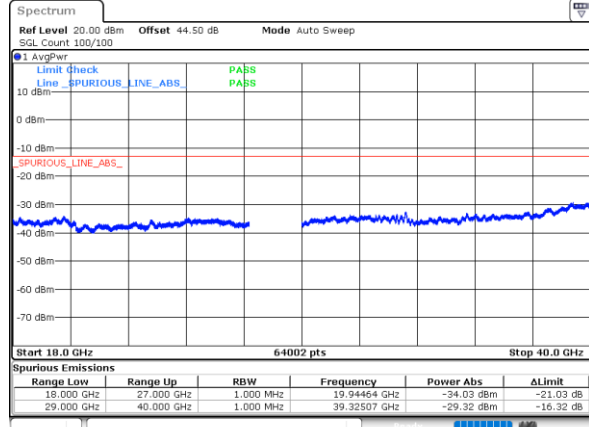
NR Band n261 QPSK (18-40GHz)

Lowest Channel / 50MHz



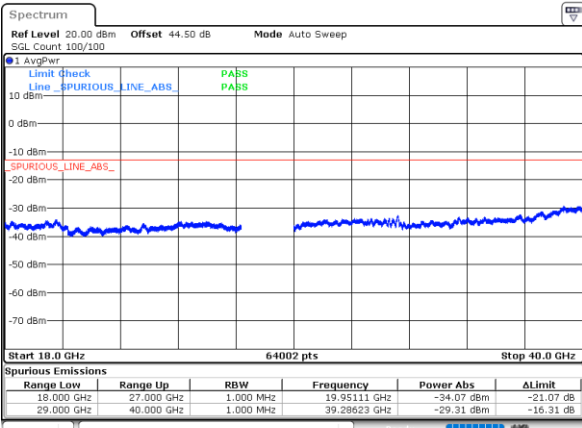
Date: 10\_SEP.2020 02:51:14

Lowest Channel / 100MHz



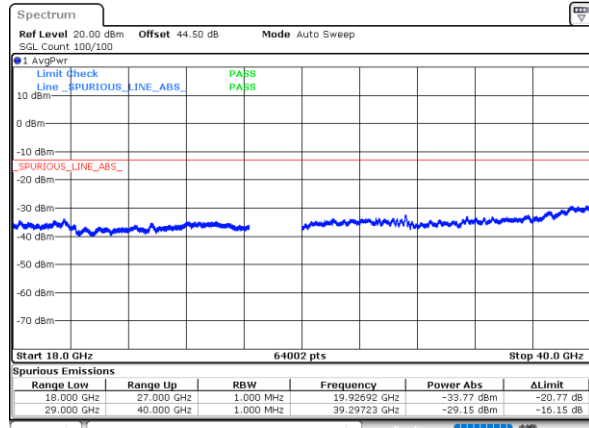
Date: 10\_SEP.2020 03:40:06

Middle Channel / 50MHz



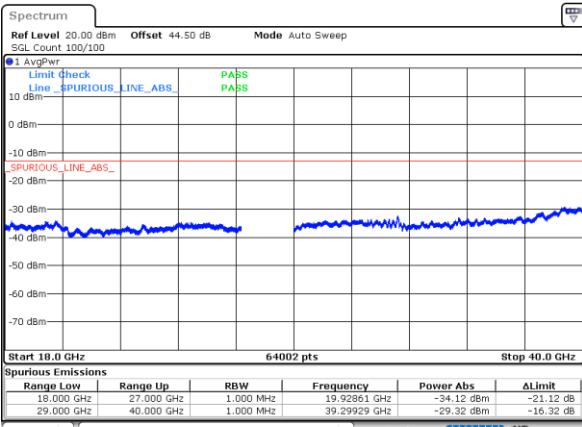
Date: 10\_SEP.2020 05:01:06

Middle Channel / 100MHz



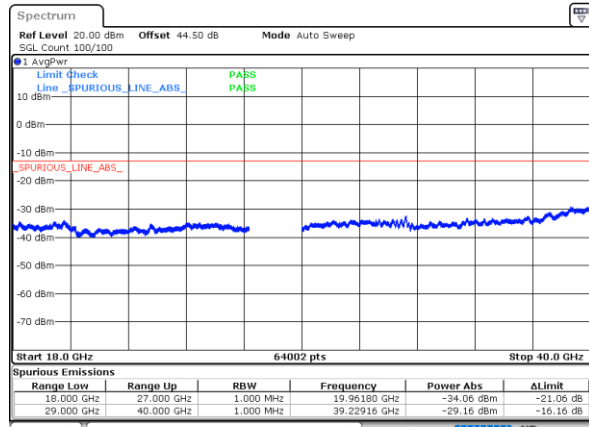
Date: 4\_SEP.2020 05:55:55

Highest Channel / 50MHz



Date: 10\_SEP.2020 05:29:19

Highest Channel / 100MHz



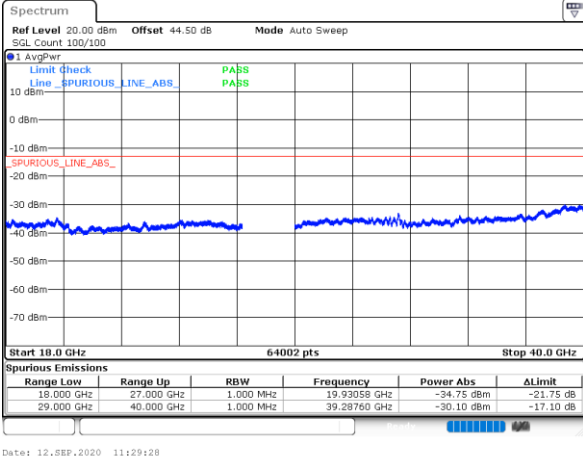
Date: 10\_SEP.2020 06:01:42



CP-OFDM Module 2

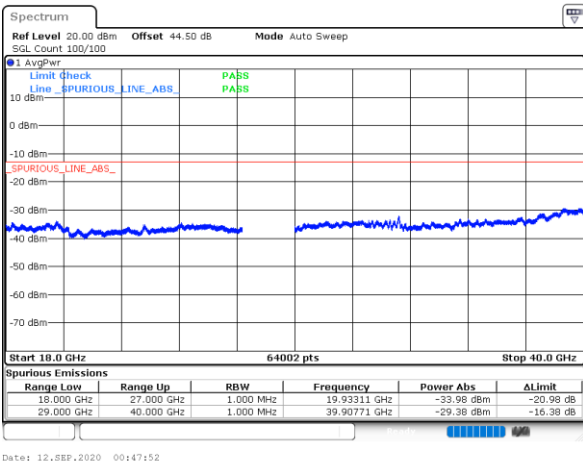
NR Band n261 QPSK (18-40GHz)

Lowest Channel / 400MHz



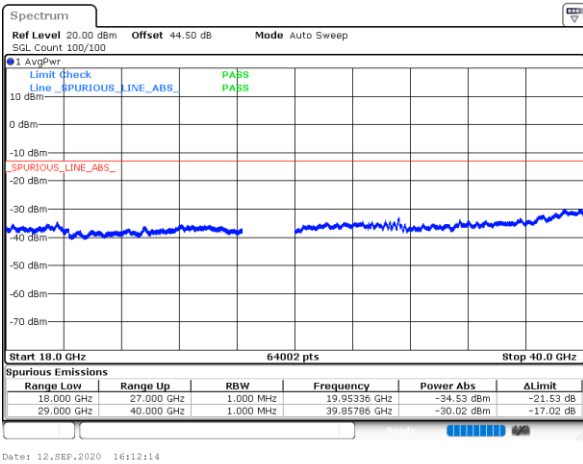
intentionally blank

Middle Channel / 400MHz



intentionally blank

Highest Channel / 400MHz



intentionally blank



# NR Band n261 Module 2 AG0+AG1

## Occupied Bandwidth

Mode	DFT-s-OFDM Module 2 NR Band n261 : 99%OBW(MHz)											
BW	50MHz				100MHz				400MHz			
Mod.	BPSK	QPSK	16QAM	64QAM	BPSK	QPSK	16QAM	64QAM	BPSK	QPSK	16QAM	64QAM
Lowest CH	45.10	45.22	-	-	90.20	90.72	-	-	387.68	388.00	-	-
Middle CH	45.24	45.22	45.12	45.10	90.48	90.44	90.28	90.20	386.56	386.40	386.24	386.40
Highest CH	45.02	45.22	-	-	90.16	90.68	-	-	386.24	386.88	-	-

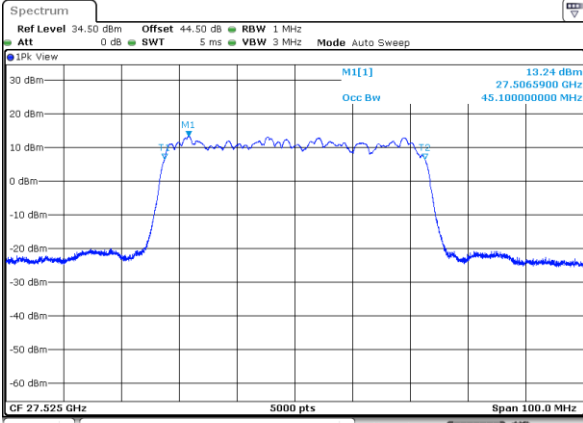
Mode	CP-OFDM Module 2 NR Band n261 : 99%OBW(MHz)								
BW	50MHz			100MHz			400MHz		
Mod.	QPSK	16QAM	64QAM	QPSK	16QAM	64QAM	QPSK	16QAM	64QAM
Lowest CH	45.26	-	-	92.72	-	-	389.44	-	-
Middle CH	45.28	45.36	45.32	93.08	92.84	92.72	388.32	388.80	390.40
Highest CH	45.32	-	-	92.64	-	-	389.28	-	-



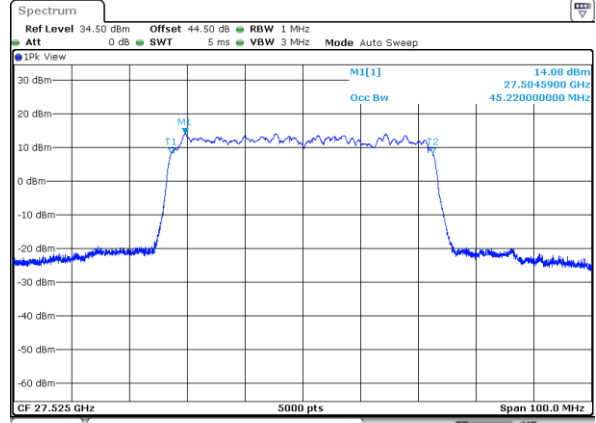
DFT-s-OFDM Module 2

NR Band n261

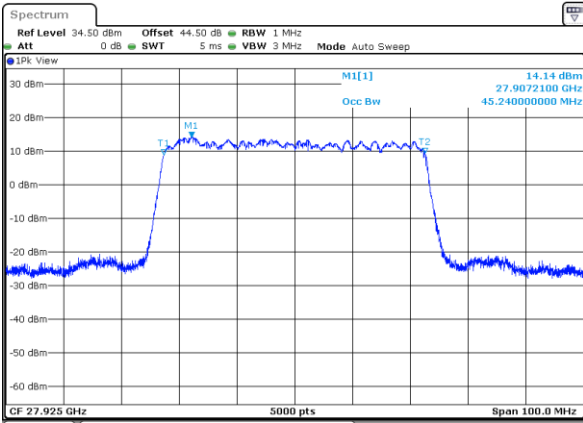
Lowest Channel / 50MHz / BPSK



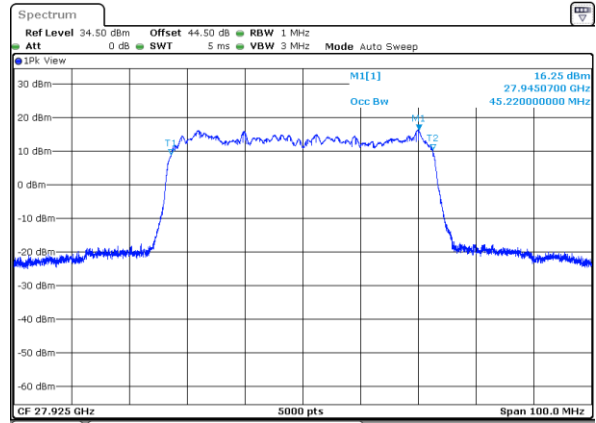
Lowest Channel / 50MHz / QPSK



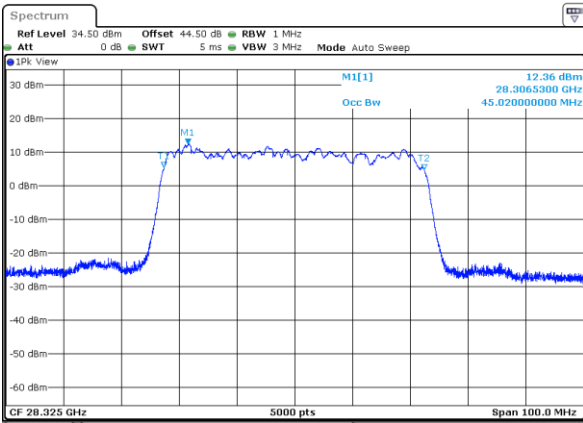
Middle Channel / 50MHz / BPSK



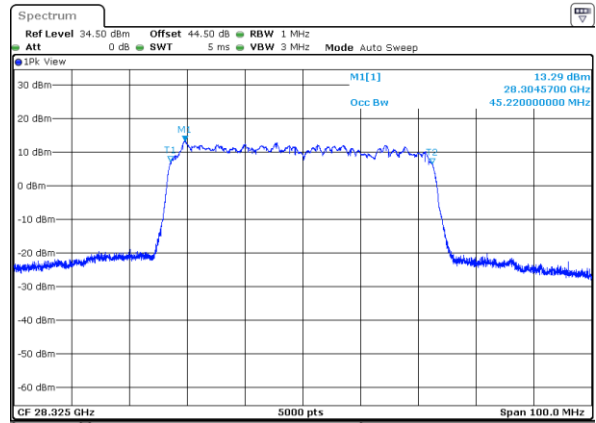
Middle Channel / 50MHz / QPSK



Highest Channel / 50MHz / BPSK

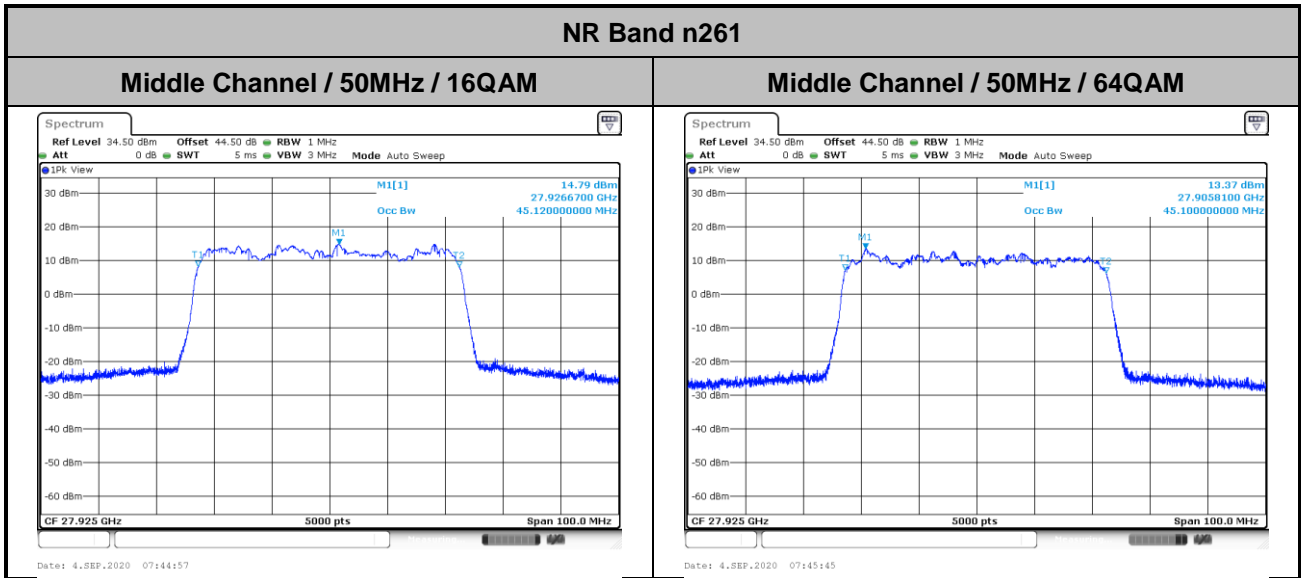


Highest Channel / 50MHz / QPSK





DFT-s-OFDM Module 2



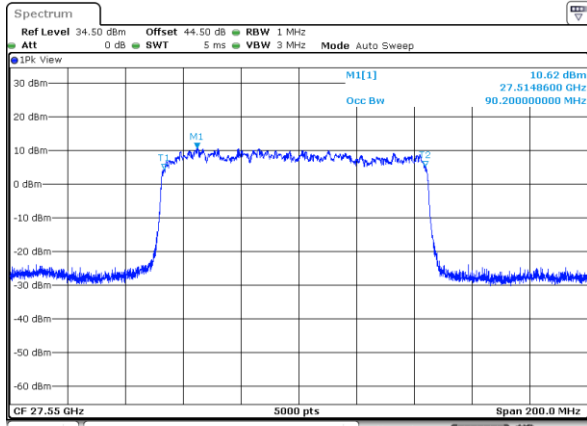




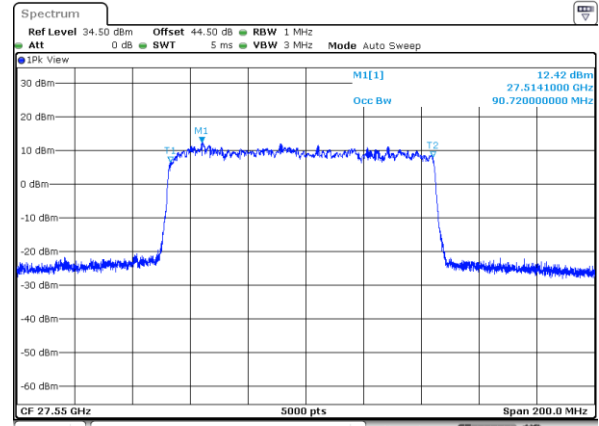
DFT-s-OFDM Module 2

NR Band n261

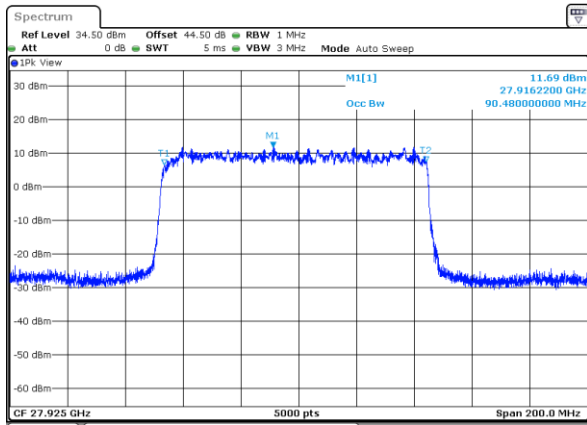
Lowest Channel / 100MHz / BPSK



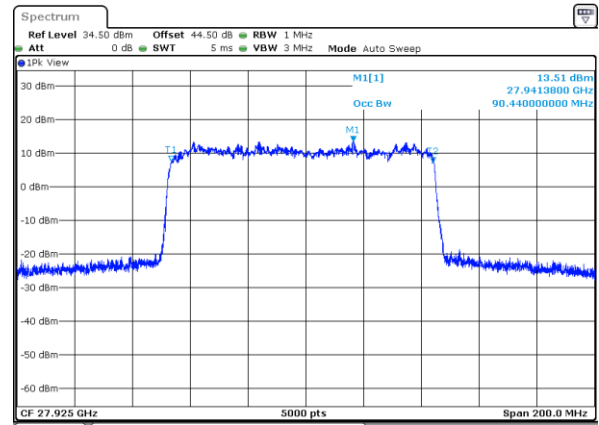
Lowest Channel / 100MHz / QPSK



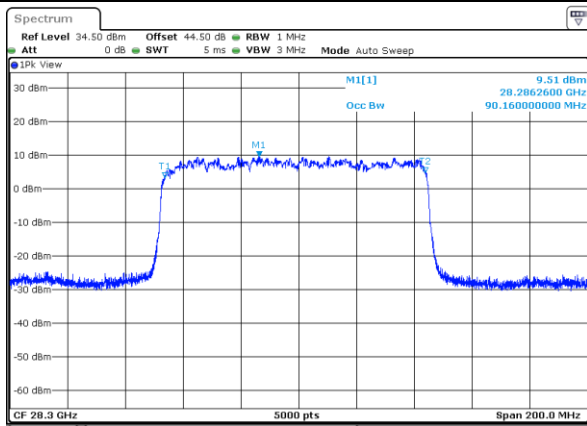
Middle Channel / 100MHz / BPSK



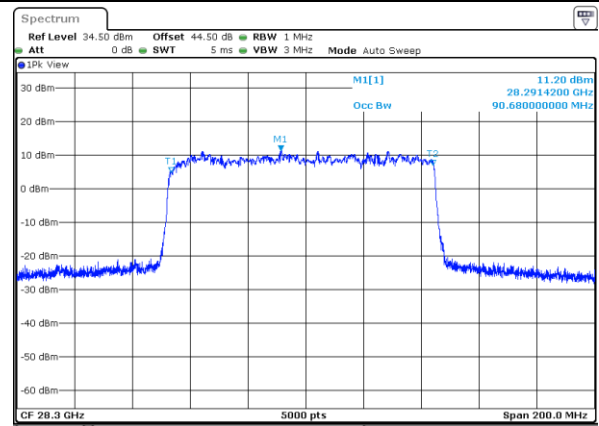
Middle Channel / 100MHz / QPSK



Highest Channel / 100MHz / BPSK

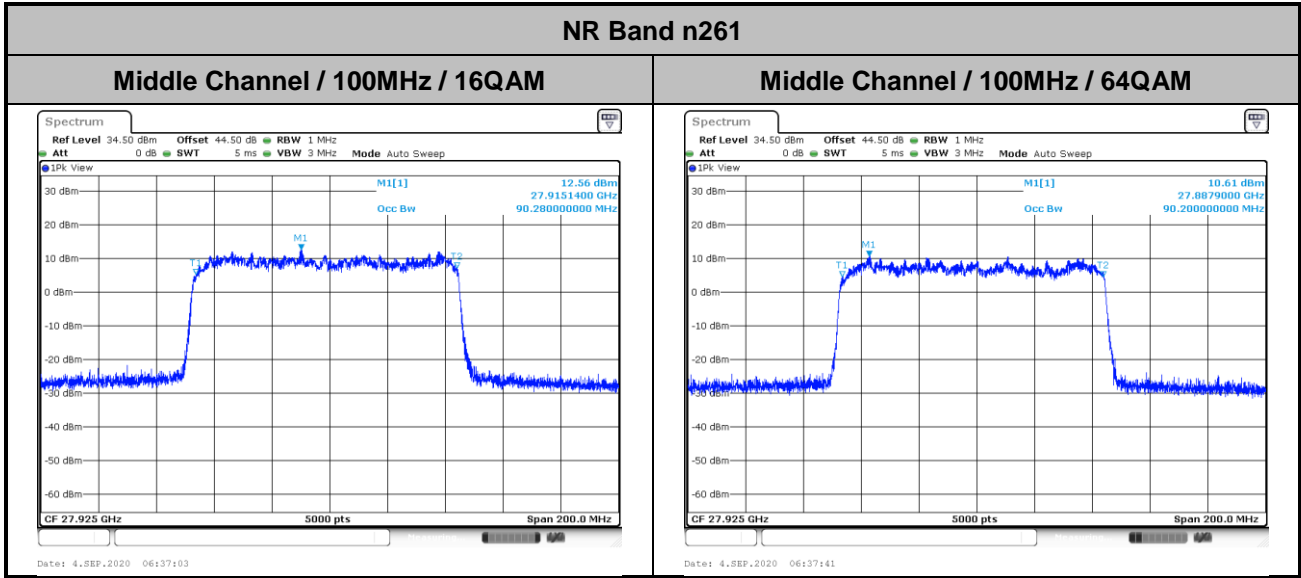


Highest Channel / 100MHz / QPSK





DFT-s-OFDM Module 2

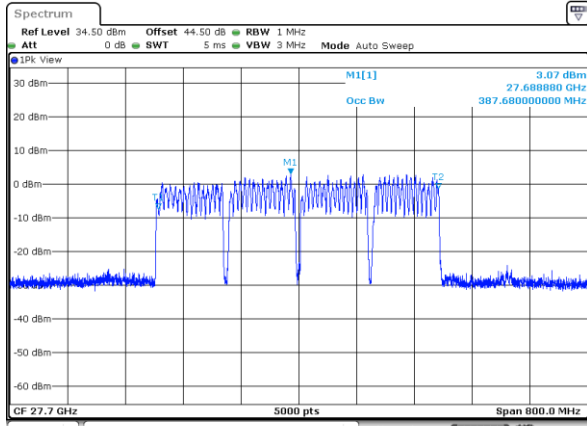




DFT-s-OFDM Module 2

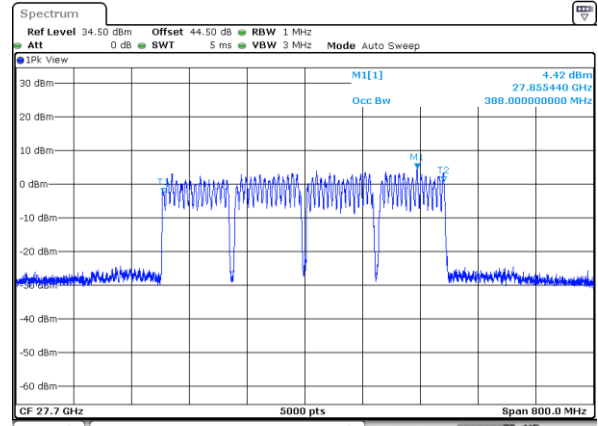
NR Band n261

Lowest Channel / 400MHz / BPSK



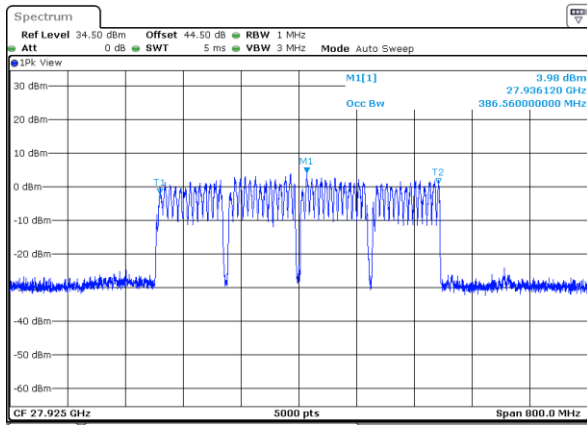
Date: 12\_SEP.2020 19:13:46

Lowest Channel / 400MHz / QPSK



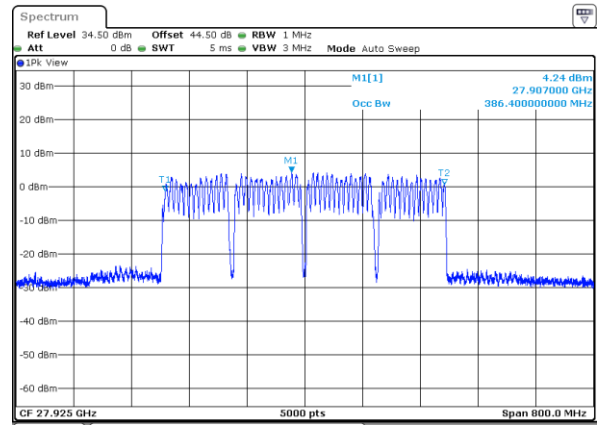
Date: 12\_SEP.2020 19:11:49

Middle Channel / 400MHz / BPSK



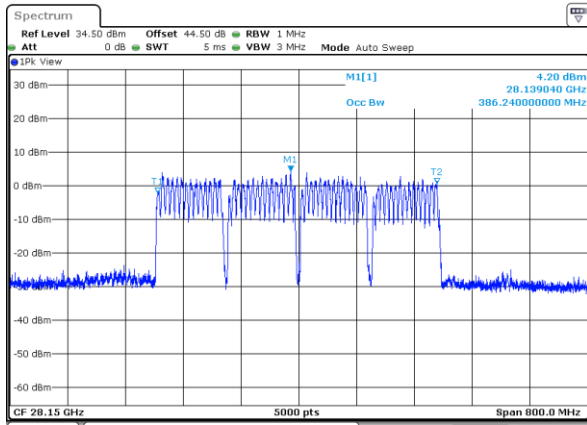
Date: 12\_SEP.2020 20:22:03

Middle Channel / 400MHz / QPSK



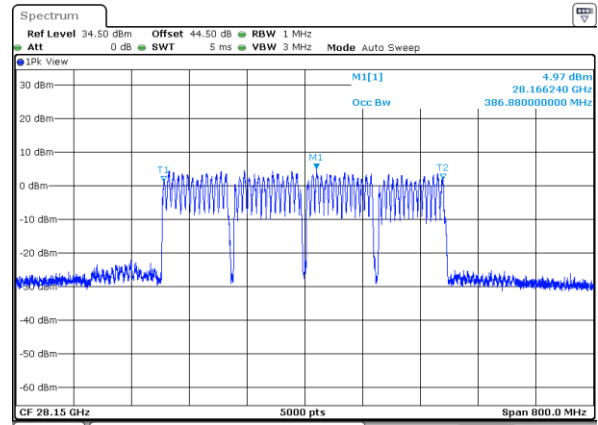
Date: 12\_SEP.2020 20:11:25

Highest Channel / 400MHz / BPSK



Date: 12\_SEP.2020 23:48:16

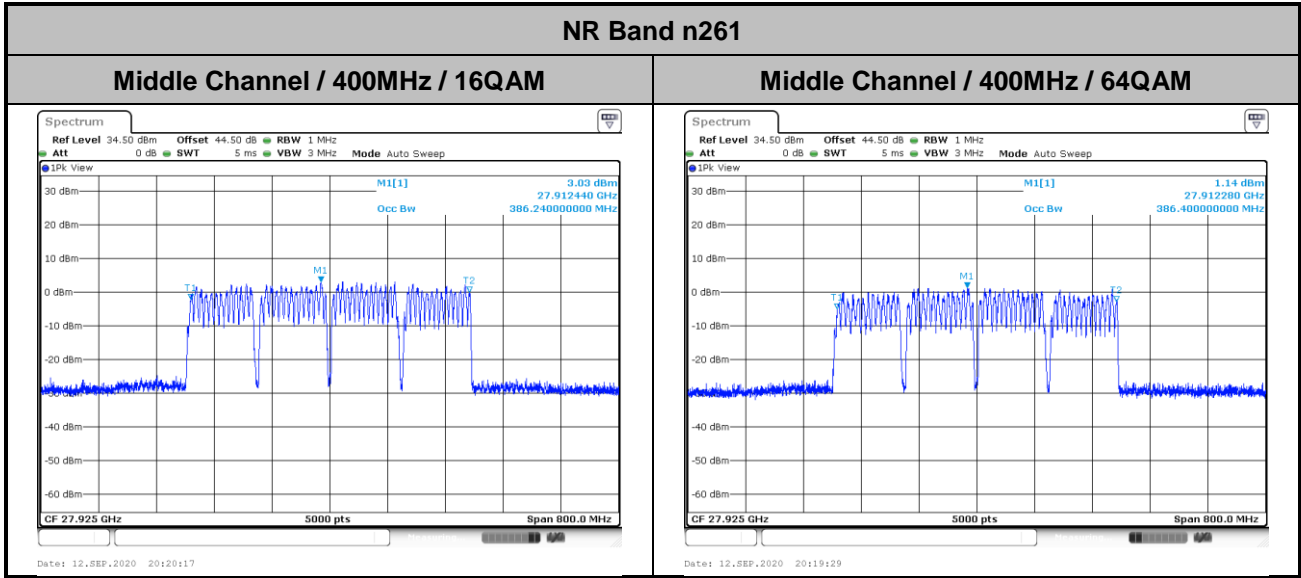
Highest Channel / 400MHz / QPSK



Date: 12\_SEP.2020 23:47:04



DFT-s-OFDM Module 2

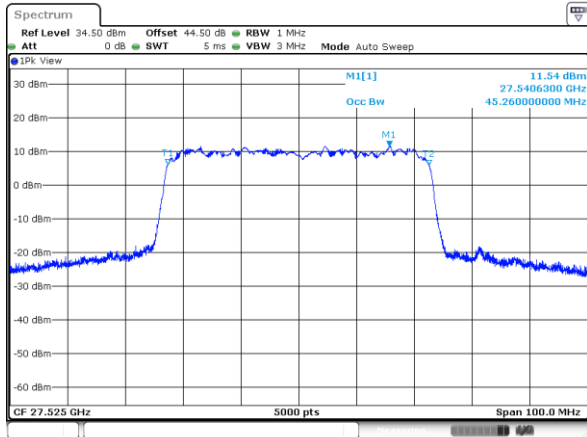




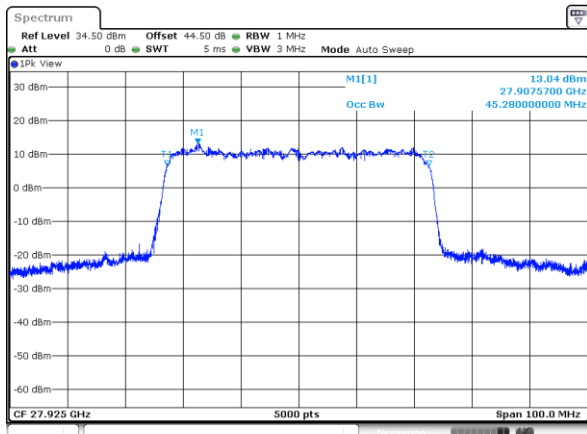
CP-OFDM Module 2

NR Band n261

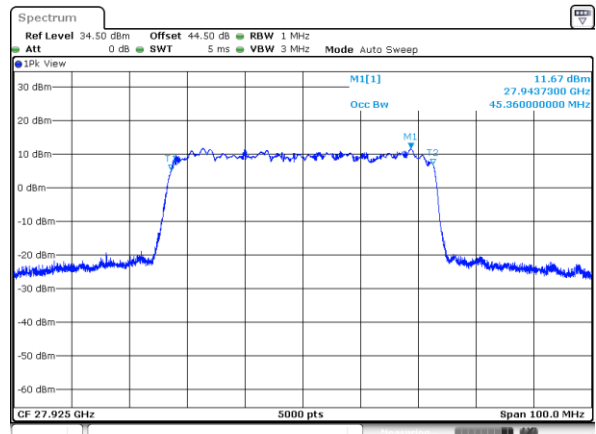
Lowest Channel / 50MHz / QPSK



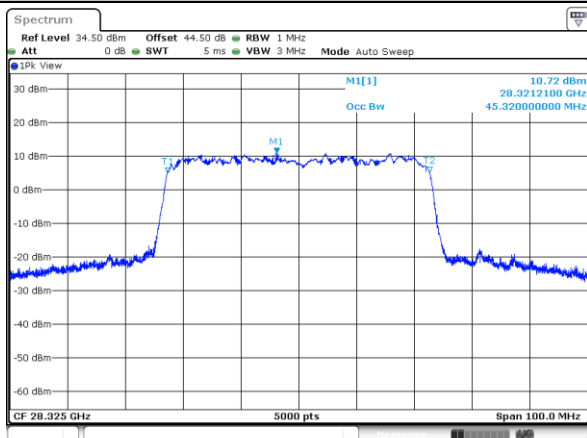
Middle Channel / 50MHz / QPSK



Middle Channel / 50MHz / 16QAM



Highest Channel / 50MHz / QPSK

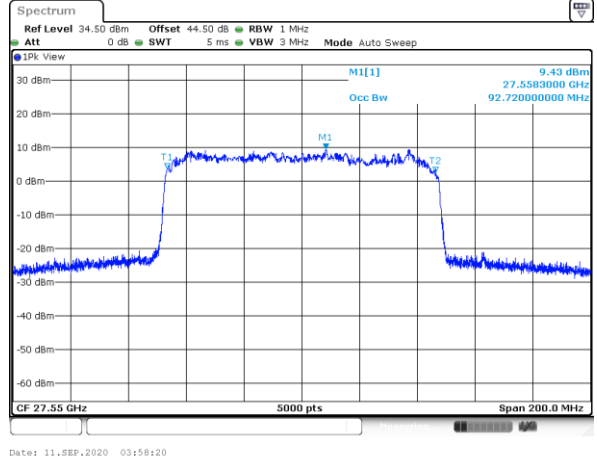




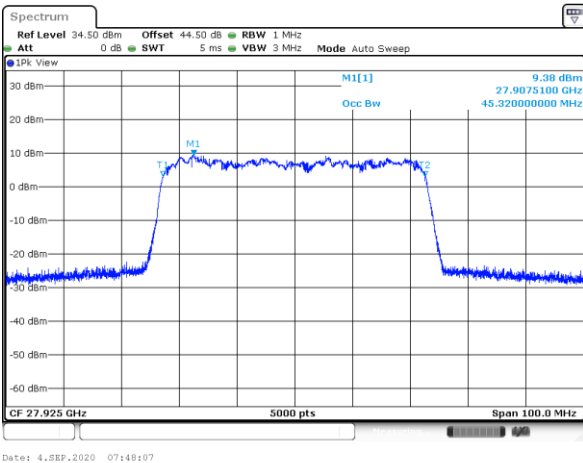
CP-OFDM Module 2

NR Band n261

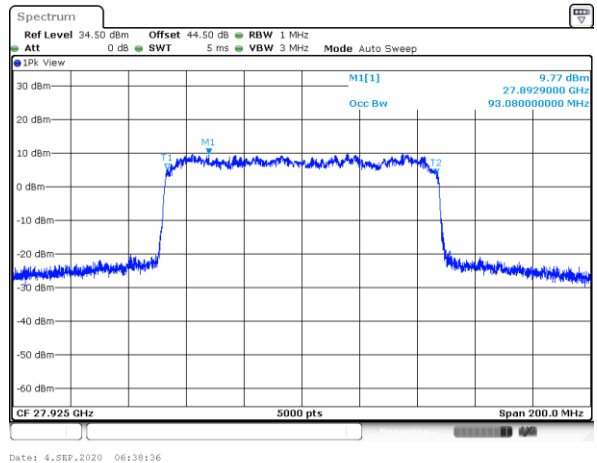
Lowest Channel / 100MHz / QPSK



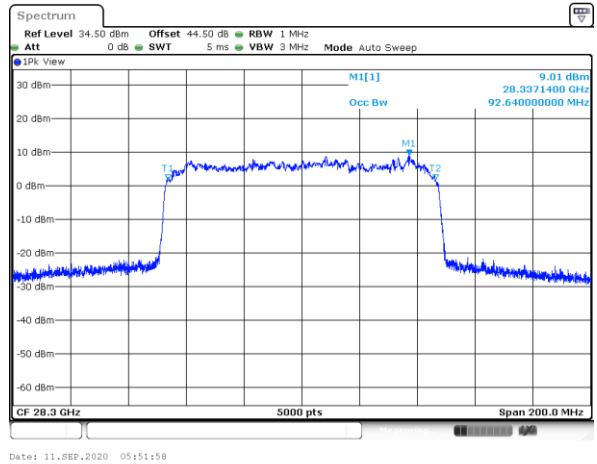
Middle Channel / 50MHz / 64QAM



Middle Channel / 100MHz / QPSK

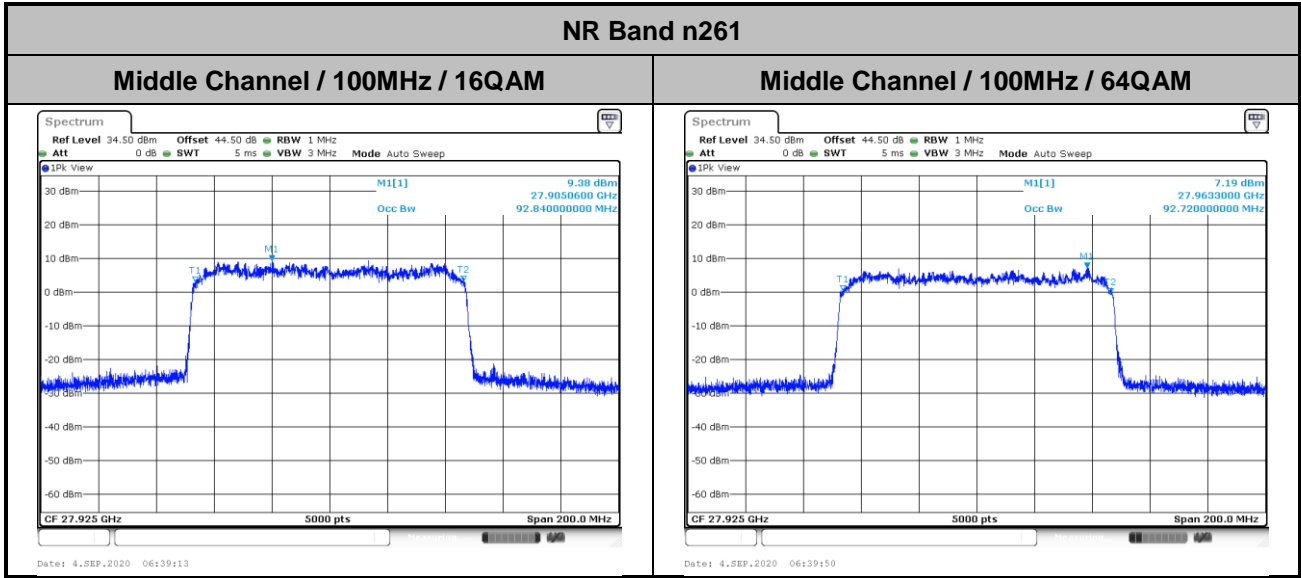


Highest Channel / 100MHz / QPSK





CP-OFDM Module 2

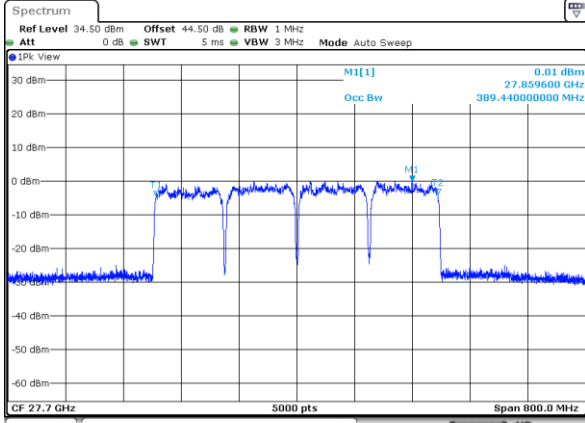




CP-OFDM Module 2

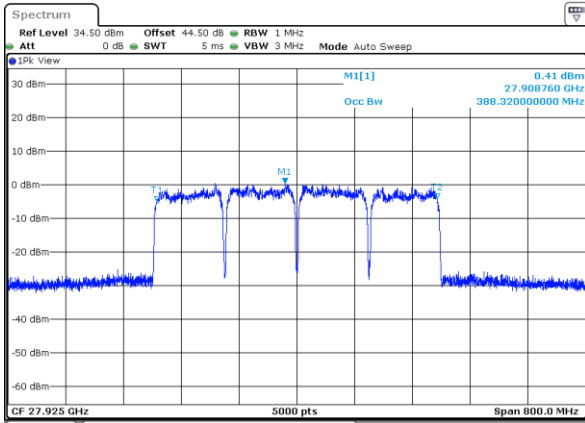
NR Band n261

Lowest Channel / 400MHz / QPSK



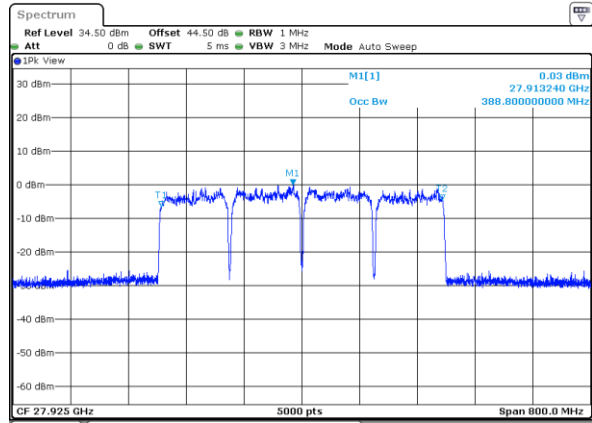
Date: 12\_SEP.2020 18:58:57

Middle Channel / 400MHz / QPSK



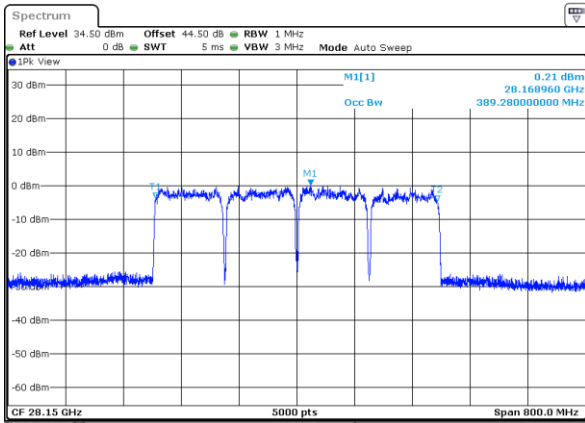
Date: 12\_SEP.2020 20:16:42

Middle Channel / 400MHz / 16QAM



Date: 12\_SEP.2020 20:17:48

Highest Channel / 400MHz / QPSK

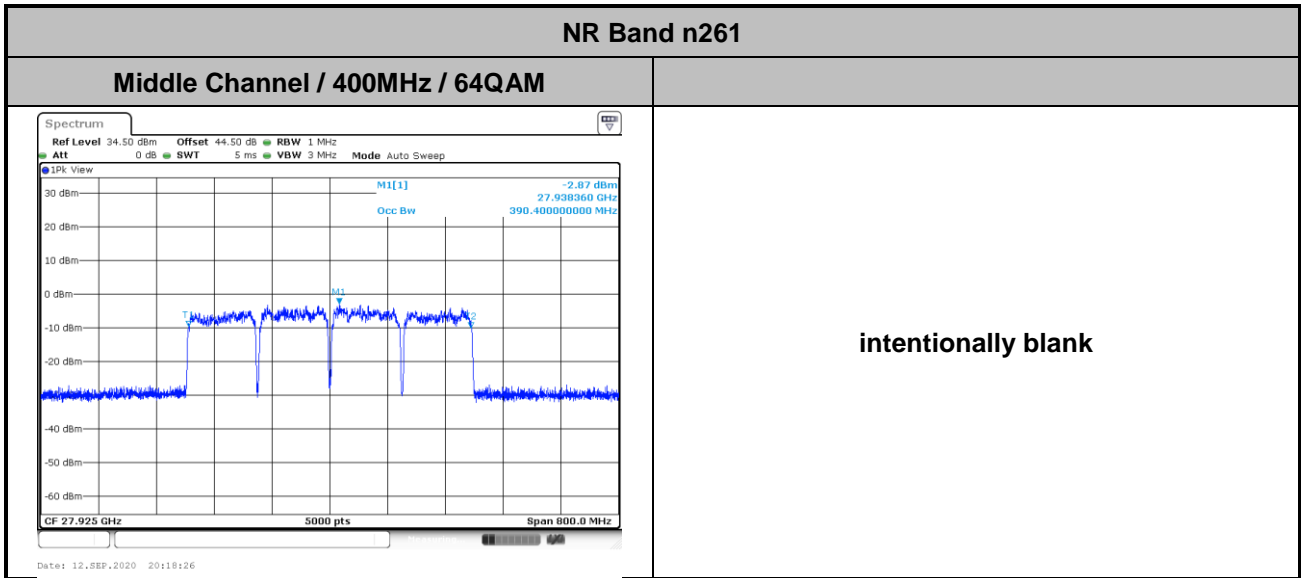


Date: 12\_SEP.2020 23:05:37





CP-OFDM Module 2





**Radiated Out of Band Emissions**

Mode			DFT-s-OFDM Module 2 NR Band n261 : BE (dBm) 1 RB											
BW			50MHz				100MHz				400MHz			
Limit (dBm)			BPSK	QPSK	16QAM	64QAM	BPSK	QPSK	16QAM	64QAM	BPSK	QPSK	16QAM	64QAM
Low CH	0~10%OB	≤ -5	-15.17	-15.59	-	-	-18.72	-18.28	-	-	-34.29	-33.79	-	-
	>10%OB	≤ -13	-32.03	-31.58	-	-	-32.89	-31.87	-	-	-34.85	-33.88	-	-
High CH	0~10%OB	≤ -5	-22.13	-18.24	-	-	-22.31	-20.55	-	-	-34.57	-34.09	-	-
	>10%OB	≤ -13	-32.73	-32.8	-	-	-32.84	-32.91	-	-	-33.84	-33.86	-	-
Result			Compliance											

Mode			CP-OFDM Module 2 NR Band n261 : BE (dBm) 1 RB								
BW			50MHz			100MHz			400MHz		
Limit (dBm)			QPSK	16QAM	64QAM	QPSK	16QAM	64QAM	QPSK	16QAM	64QAM
Low CH	0~10%OB	≤ -5	-19.4	-	-	-21.04	-	-	-33.1	-	-
	>10%OB	≤ -13	-33.03	-	-	-33.05	-	-	-32.14	-	-
High CH	0~10%OB	≤ -5	-21.84	-	-	-22.86	-	-	-32.35	-	-
	>10%OB	≤ -13	-32.87	-	-	-32.81	-	-	-33.19	-	-
Result			Compliance								

Mode			DFT-s-OFDM Module 2 NR Band n261 : BE (dBm) Full RB											
BW			50MHz				100MHz				400MHz			
Limit (dBm)			BPSK	QPSK	16QAM	64QAM	BPSK	QPSK	16QAM	64QAM	BPSK	QPSK	16QAM	64QAM
Low CH	0~10%OB	≤ -5	-28.07	-26.04	-	-	-30.37	-28.44	-	-	-34.27	-33.21	-	-
	>10%OB	≤ -13	-31.46	-28.19	-	-	-33.01	-30.87	-	-	-34.33	-33.41	-	-
High CH	0~10%OB	≤ -5	-29.67	-27.12	-	-	-32.44	-29.67	-	-	-34.09	-33.62	-	-
	>10%OB	≤ -13	-32.79	-31.09	-	-	-32.75	-32.08	-	-	-33.73	-33.67	-	-
Result			Compliance											

Mode			CP-OFDM Module 2 NR Band n261 : BE (dBm) Full RB								
BW			50MHz			100MHz			400MHz		
Limit (dBm)			QPSK	16QAM	64QAM	QPSK	16QAM	64QAM	QPSK	16QAM	64QAM
Low CH	0~10%OB	≤ -5	-26.89	-	-	-29.7	-	-	-34.63	-	-
	>10%OB	≤ -13	-29.11	-	-	-30.9	-	-	-34.6	-	-
High CH	0~10%OB	≤ -5	-27.64	-	-	-30.47	-	-	-34.62	-	-
	>10%OB	≤ -13	-30.81	-	-	-32.95	-	-	-33.74	-	-
Result			Compliance								

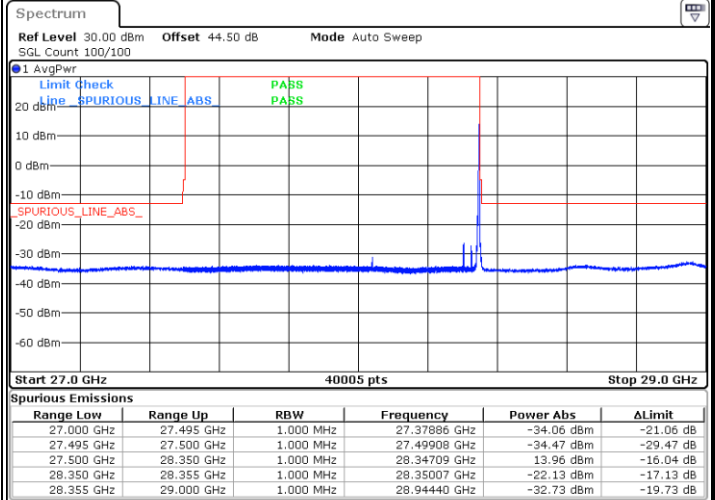
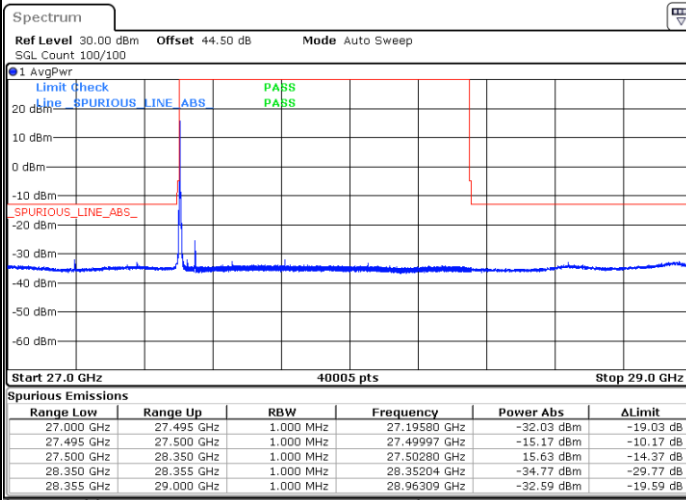


DFT-s-OFDM Module 2

NR Band n261 / 50MHz / BPSK

Lowest Band Edge / 1 RB

Highest Band Edge / 1 RB



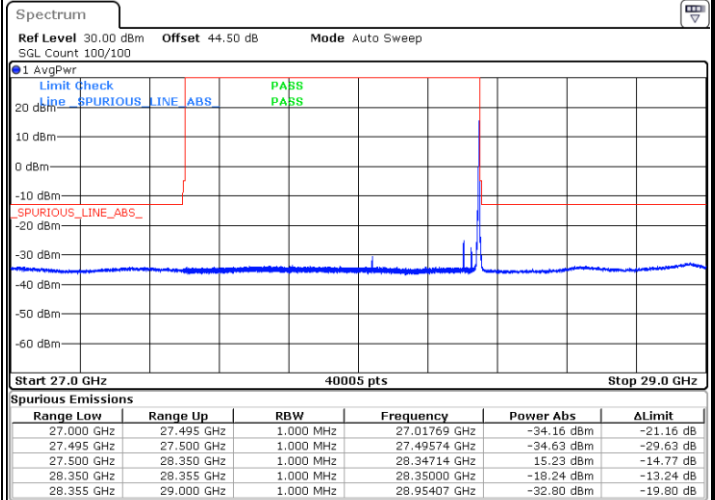
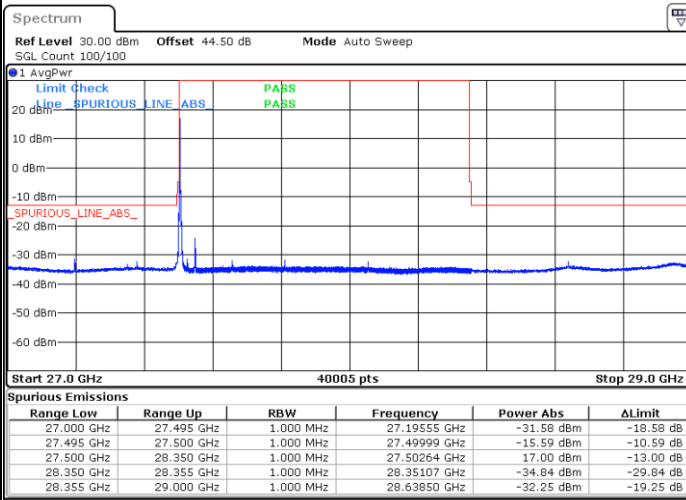
Date: 11.SEP.2020 02:46:53

Date: 11.SEP.2020 04:23:11

NR Band n261 / 50MHz / QPSK

Lowest Band Edge / 1 RB

Highest Band Edge / 1 RB



Date: 11.SEP.2020 02:51:51

Date: 11.SEP.2020 04:20:53

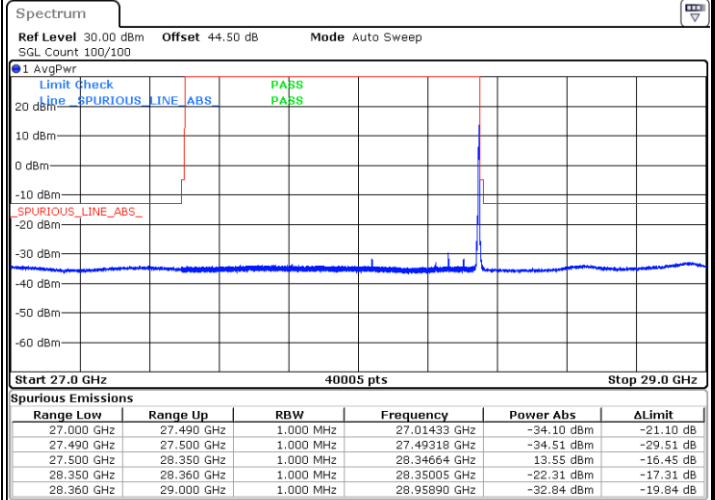
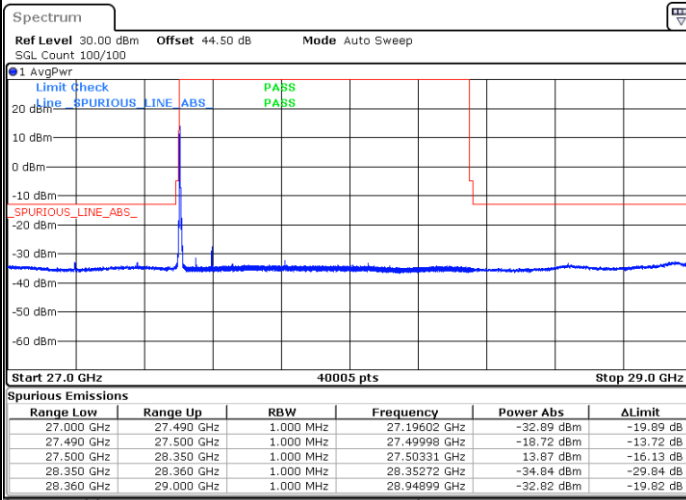


DFT-s-OFDM Module 2

NR Band n261 / 100MHz / BPSK

Lowest Band Edge / 1 RB

Highest Band Edge / 1 RB



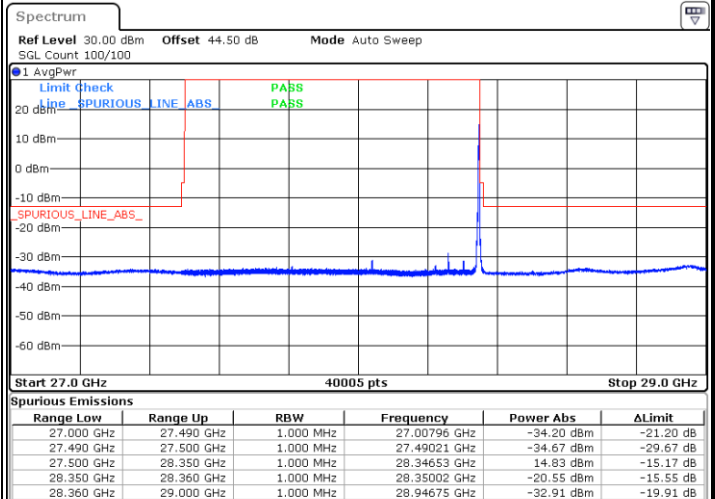
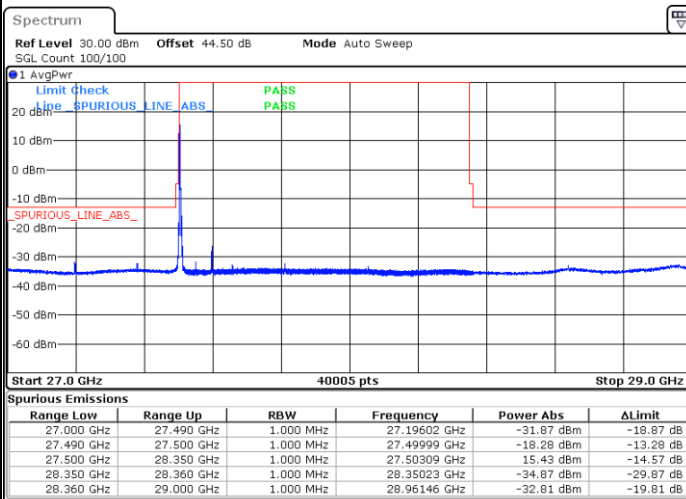
Date: 11.SEP.2020 03:19:41

Date: 11.SEP.2020 05:42:24

NR Band n261 / 100MHz / QPSK

Lowest Band Edge / 1 RB

Highest Band Edge / 1 RB



Date: 11.SEP.2020 03:23:39

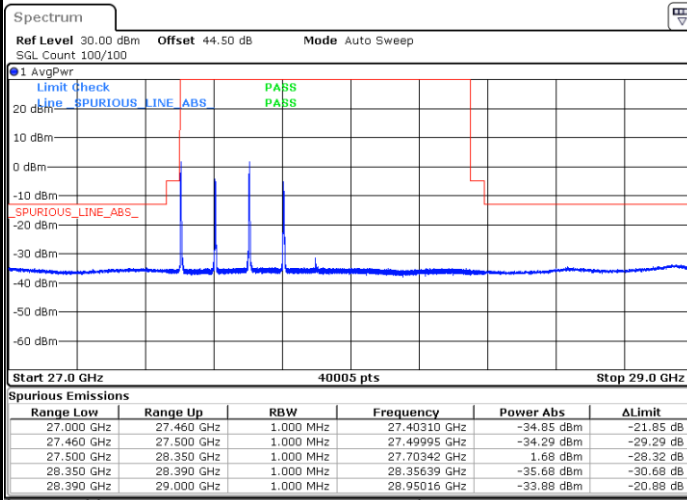
Date: 11.SEP.2020 05:40:09



DFT-s-OFDM Module 2

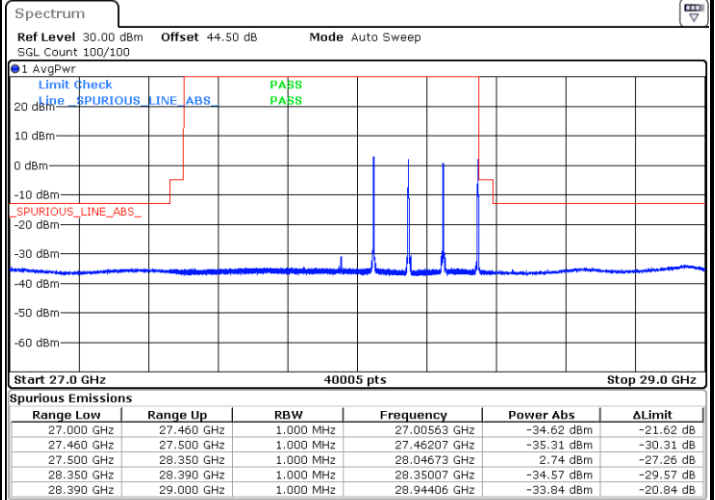
NR Band n261 / 400MHz / BPSK

Lowest Band Edge / 1 RB



Date: 12.SEP.2020 19:16:46

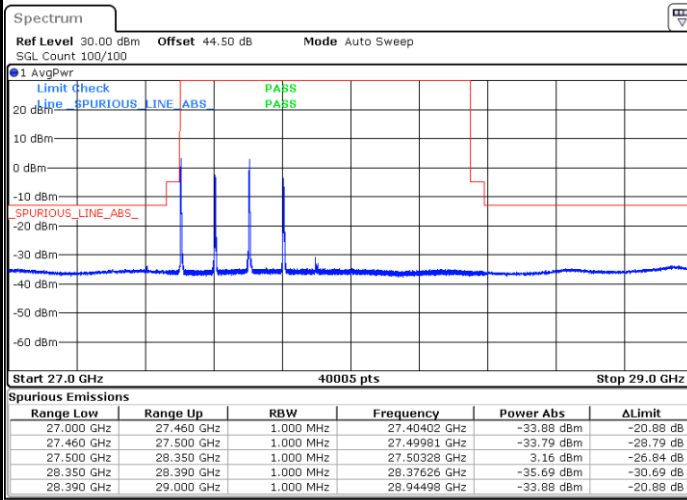
Highest Band Edge / 1 RB



Date: 12.SEP.2020 21:23:14

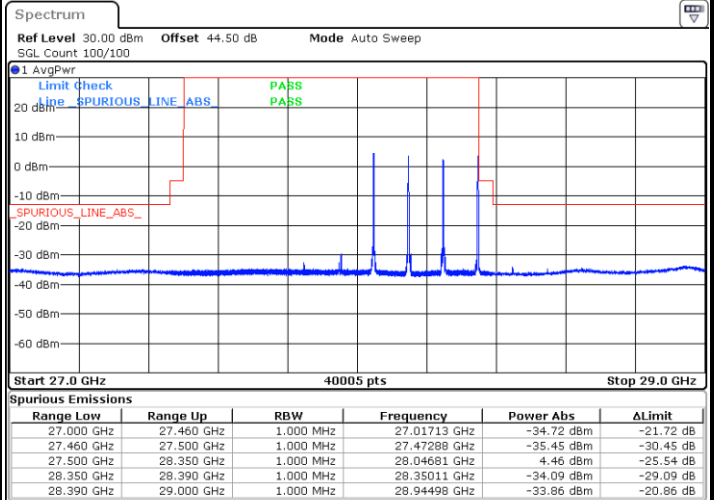
NR Band n261 / 50MHz / QPSK

Lowest Band Edge / 1 RB



Date: 12.SEP.2020 19:18:51

Highest Band Edge / 1 RB



Date: 12.SEP.2020 21:26:05

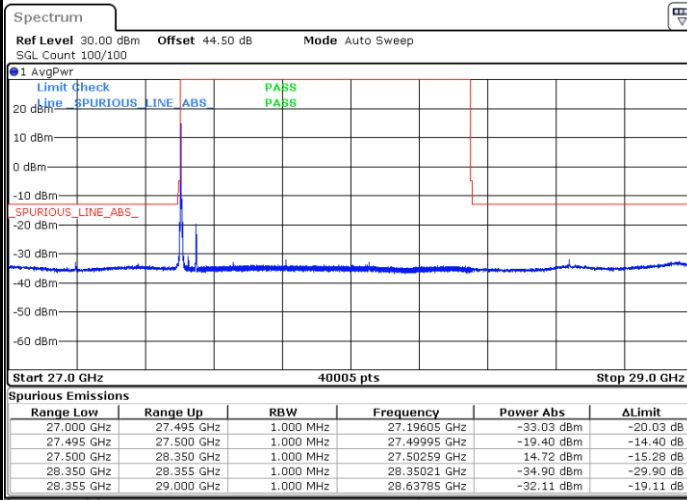


CP-OFDM Module 2

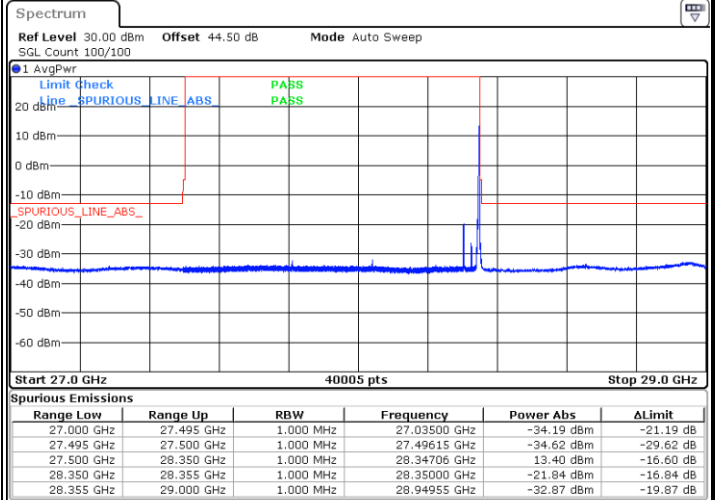
NR Band n261 / 50MHz / QPSK

Lowest Band Edge / 1 RB

Highest Band Edge / 1 RB



Date: 11.SEP.2020 02:53:57



Date: 11.SEP.2020 04:27:03

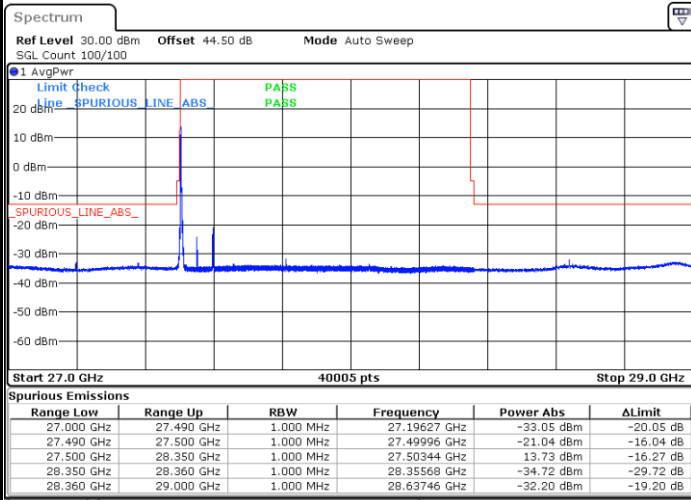


CP-OFDM Module 2

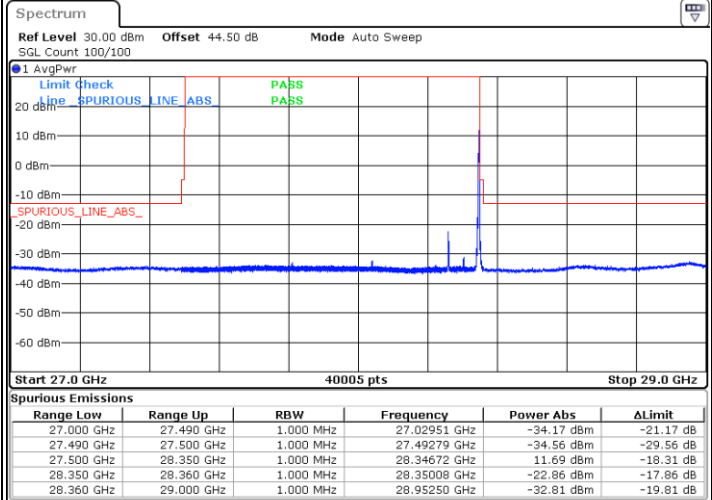
NR Band n261 / 100MHz / QPSK

Lowest Band Edge / 1 RB

Highest Band Edge / 1 RB



Date: 11.SEP.2020 03:51:54



Date: 11.SEP.2020 05:45:06

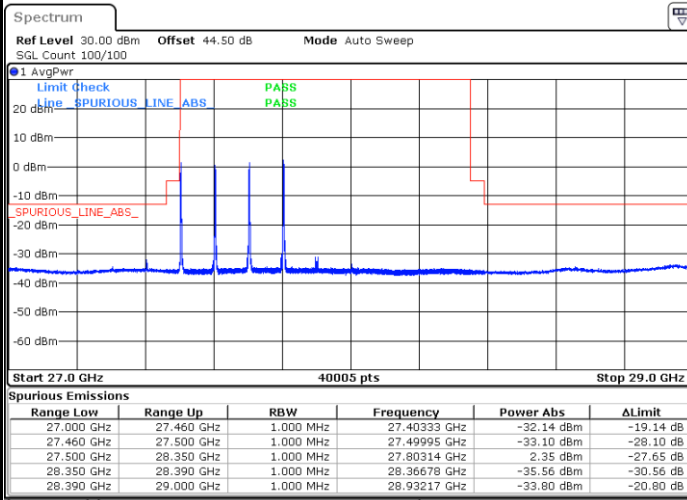


CP-OFDM Module 2

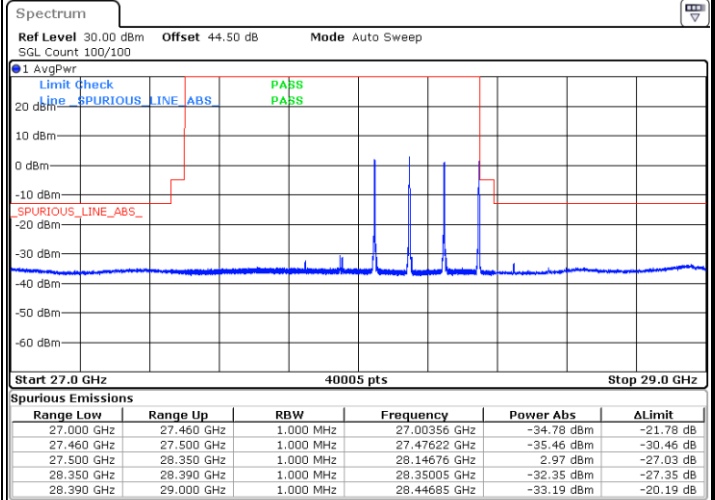
NR Band n261 / 400MHz / QPSK

Lowest Band Edge / 1 RB

Highest Band Edge / 1 RB



Date: 12.SEP.2020 19:26:22



Date: 12.SEP.2020 21:48:44

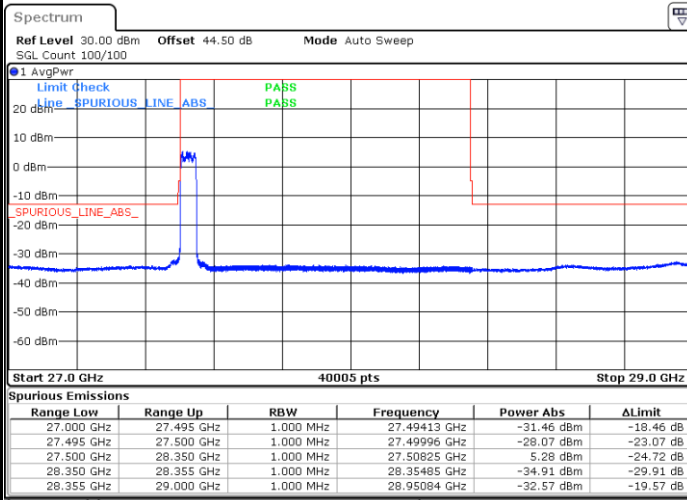




DFT-s-OFDM Module 2

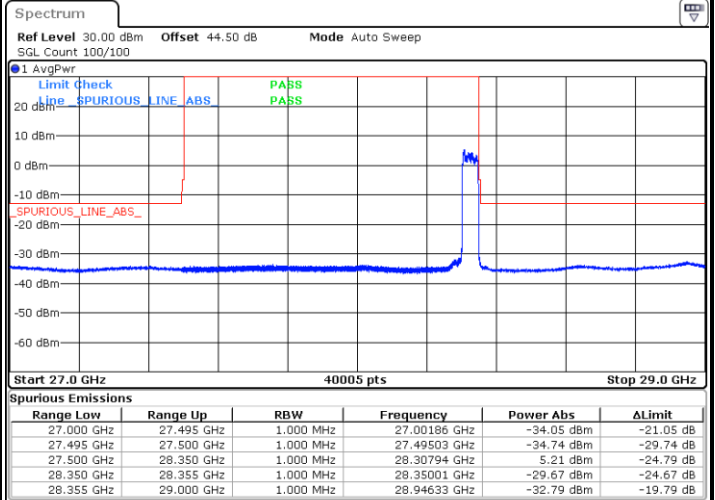
NR Band n261 / 50MHz / BPSK

Lowest Band Edge / Full RB



Date: 11.SEP.2020 02:45:44

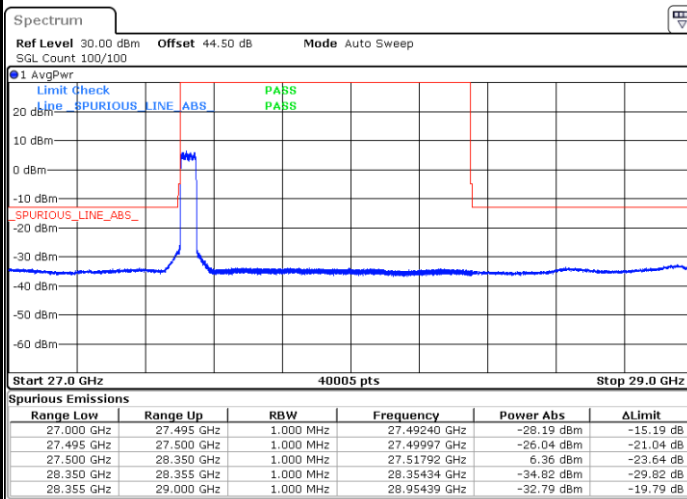
Highest Band Edge / Full RB



Date: 11.SEP.2020 04:15:48

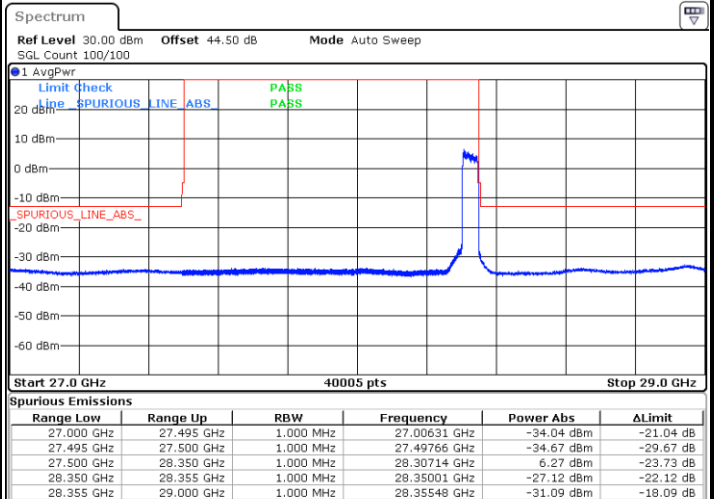
NR Band n261 / 50MHz / QPSK

Lowest Band Edge / Full RB



Date: 11.SEP.2020 02:34:12

Highest Band Edge / Full RB



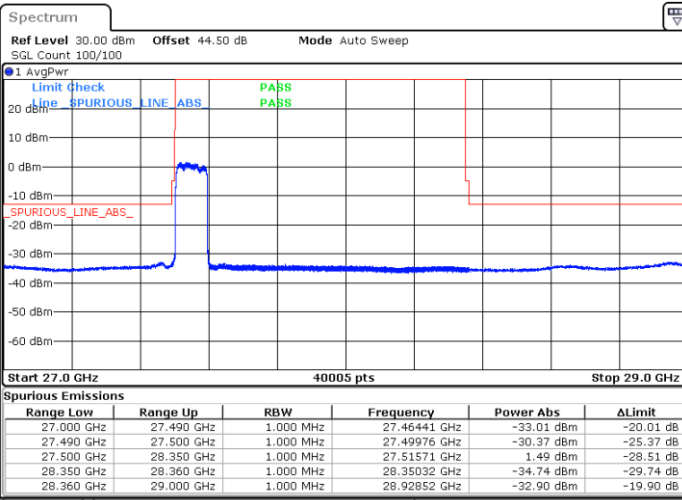
Date: 11.SEP.2020 04:11:43



DFT-s-OFDM Module 2

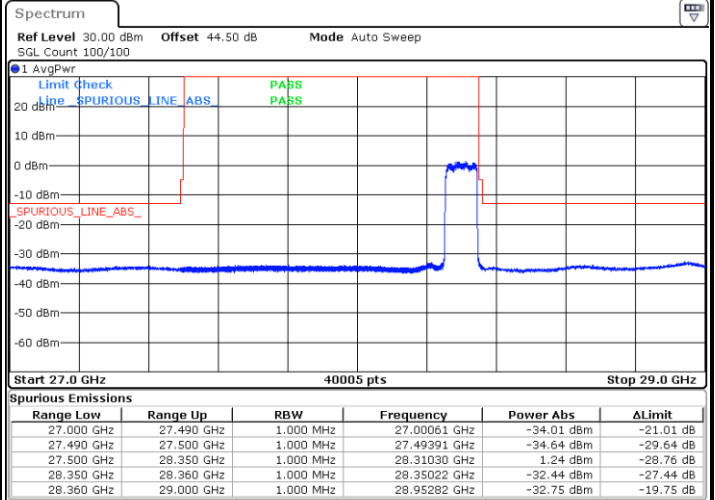
NR Band n261 / 100MHz / BPSK

Lowest Band Edge / Full RB



Date: 11.SEP.2020 03:18:22

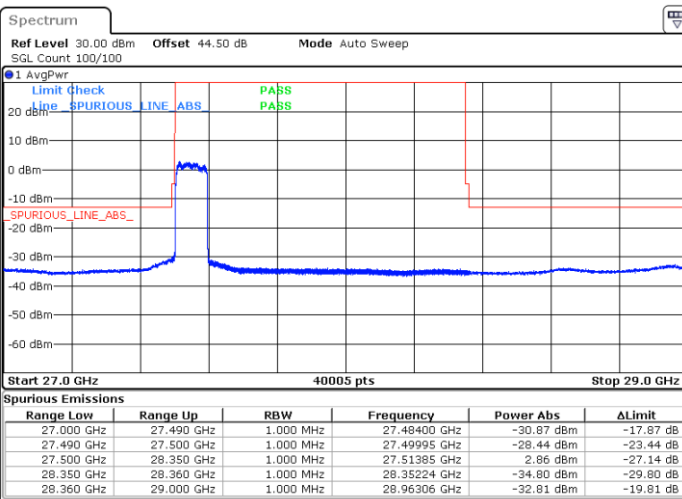
Highest Band Edge / Full RB



Date: 11.SEP.2020 05:21:39

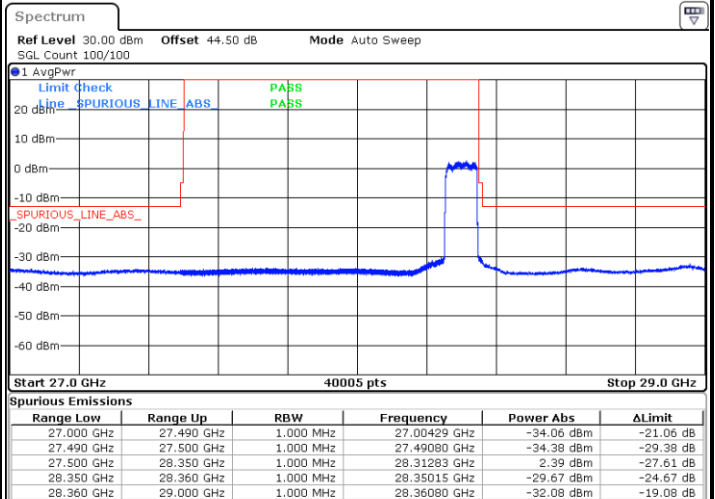
NR Band n261 / 100MHz / QPSK

Lowest Band Edge / Full RB



Date: 11.SEP.2020 03:13:43

Highest Band Edge / Full RB



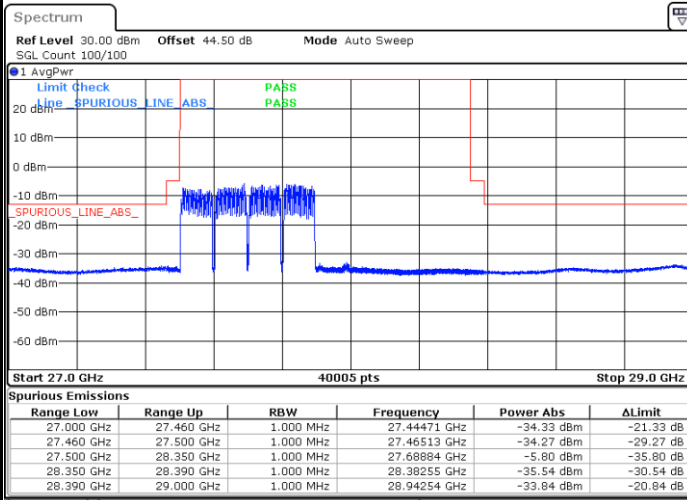
Date: 11.SEP.2020 05:17:28



DFT-s-OFDM Module 2

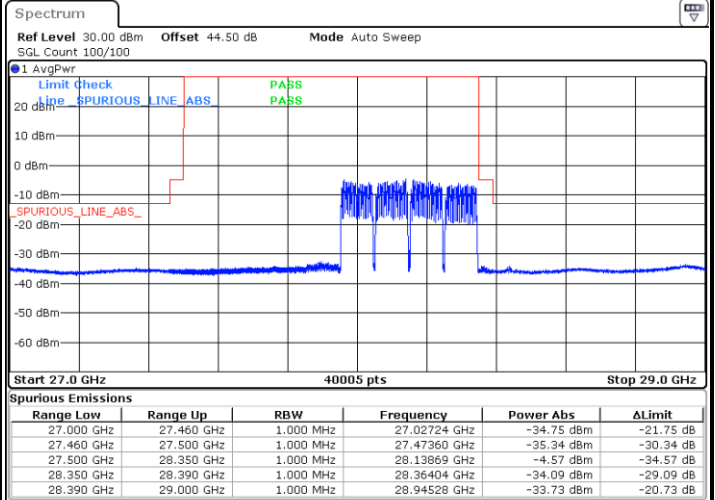
NR Band n261 / 400MHz / BPSK

Lowest Band Edge / Full RB



Date: 12.SEP.2020 19:13:30

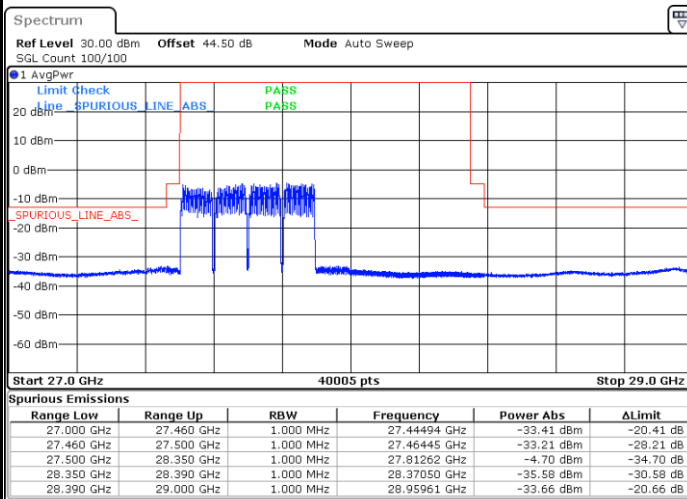
Highest Band Edge / Full RB



Date: 12.SEP.2020 23:48:01

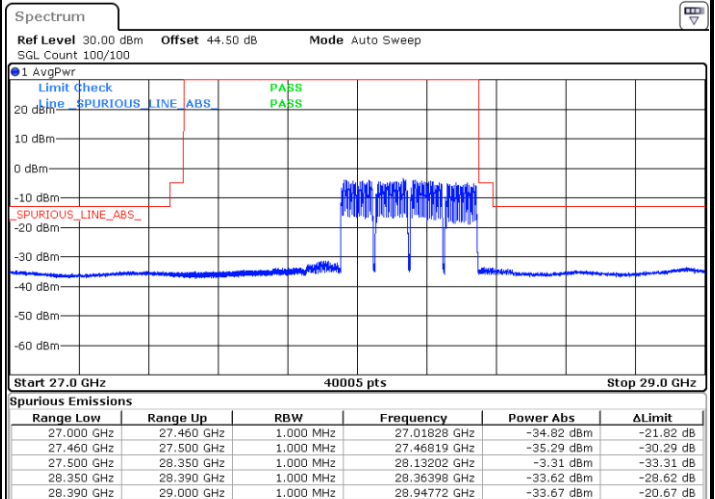
NR Band n261 / 50MHz / QPSK

Lowest Band Edge / Full RB



Date: 12.SEP.2020 19:11:23

Highest Band Edge / Full RB



Date: 12.SEP.2020 23:46:47

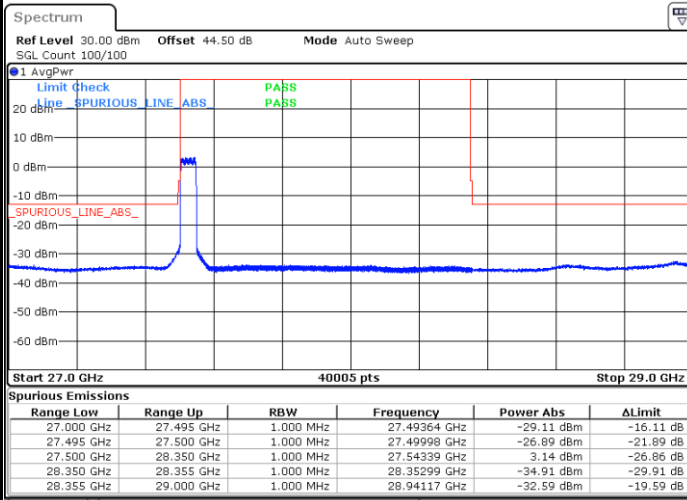


CP-OFDM Module 2

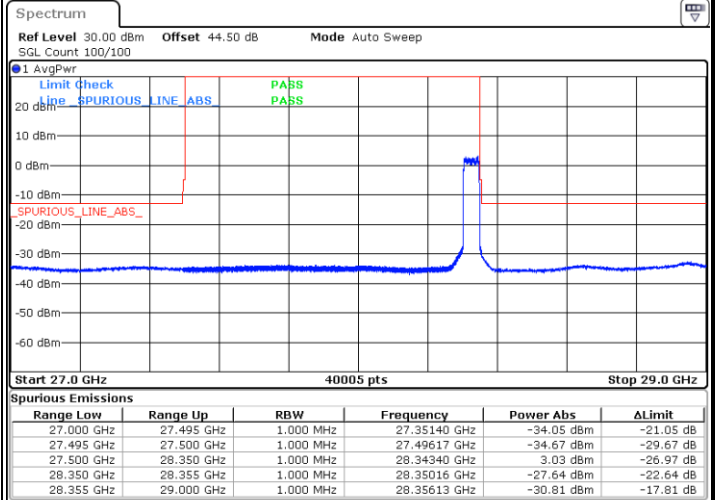
NR Band n261 / 50MHz / QPSK

Lowest Band Edge / Full RB

Highest Band Edge / Full RB



Date: 11.SEP.2020 03:01:27



Date: 11.SEP.2020 05:02:31

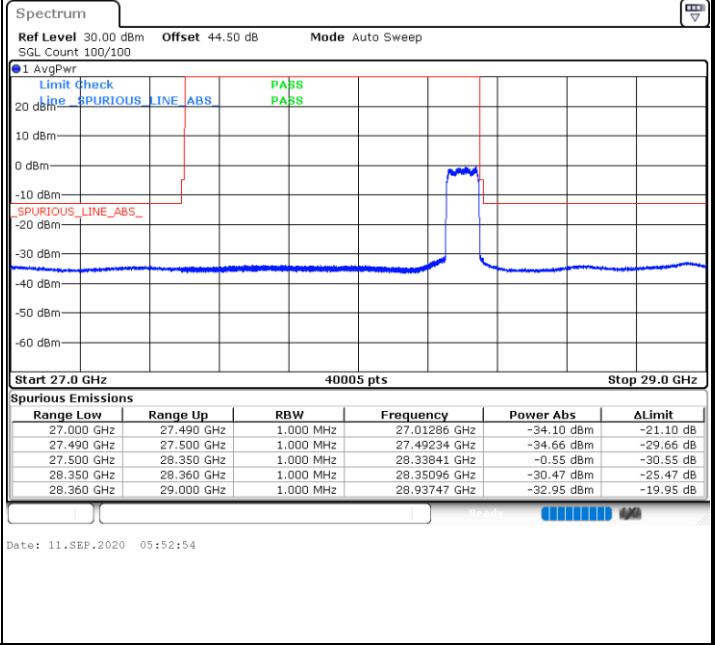
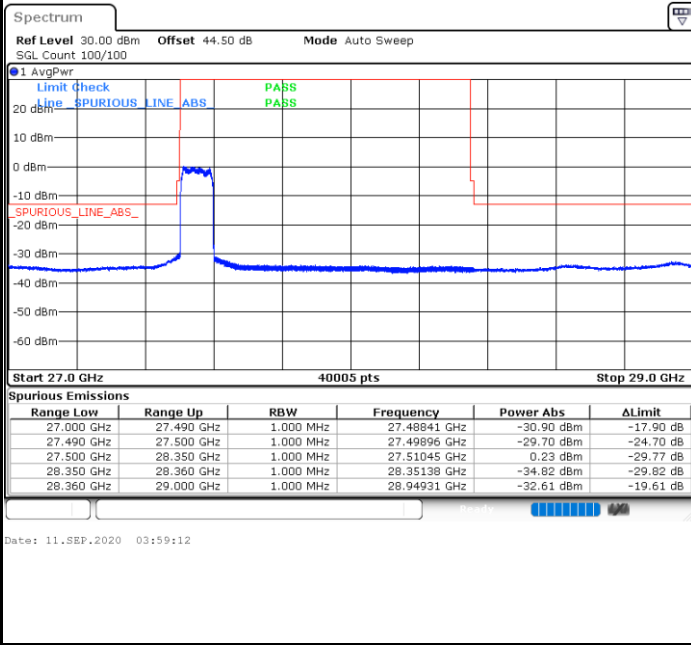


CP-OFDM Module 2

NR Band n261 / 100MHz / QPSK

Lowest Band Edge / Full RB

Highest Band Edge / Full RB



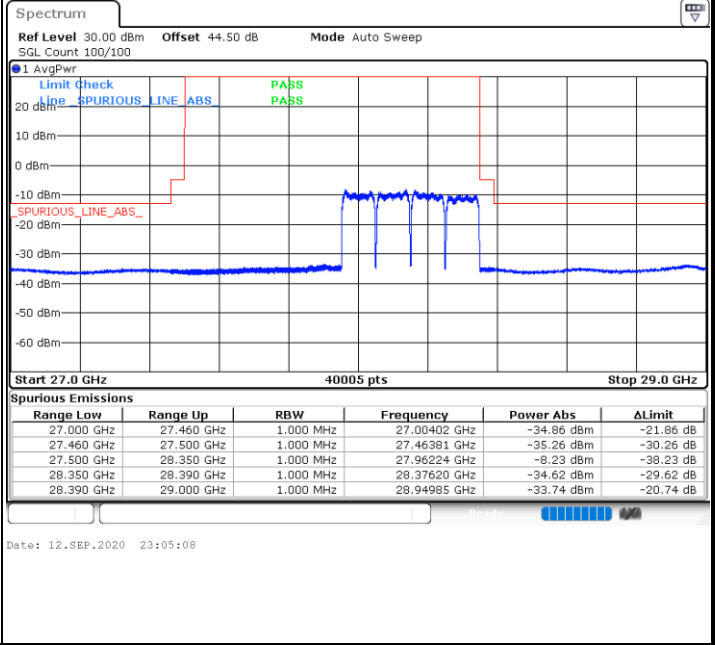
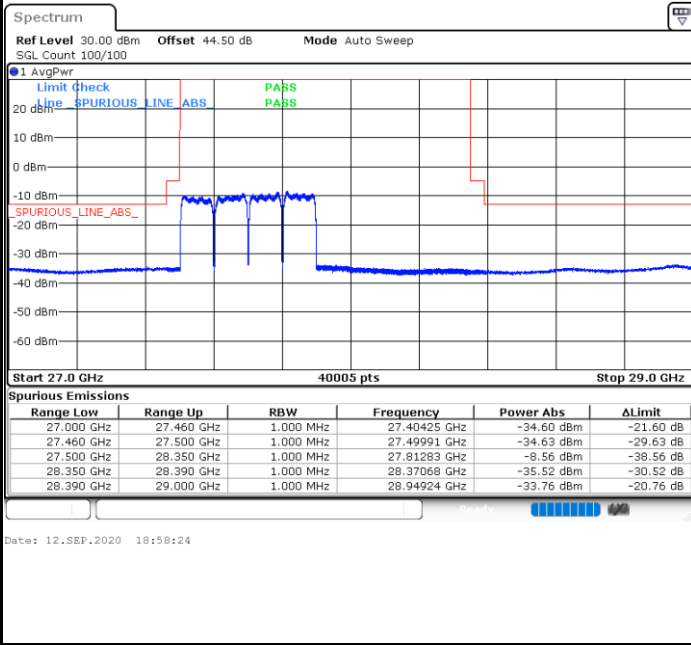


CP-OFDM Module 2

NR Band n261 / 400MHz / QPSK

Lowest Band Edge / Full RB

Highest Band Edge / Full RB





# Spurious Emission

There is no significant spurious emission signal found for frequency started from 30MHz up to 18GHz. Only the noise floor is reported.

