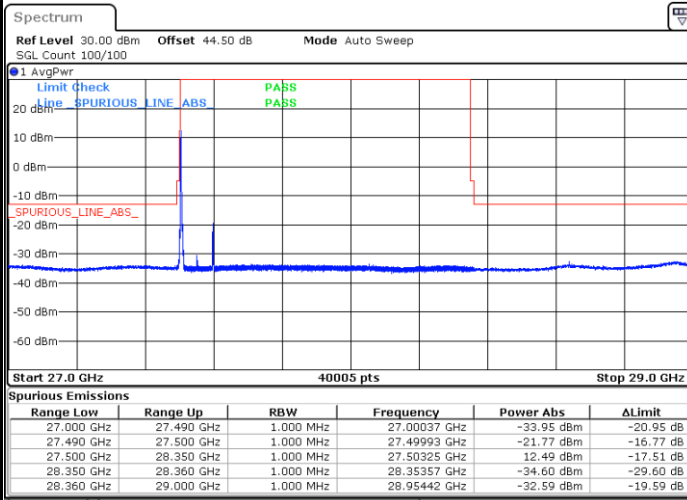




DFT-s-OFDM Module 0

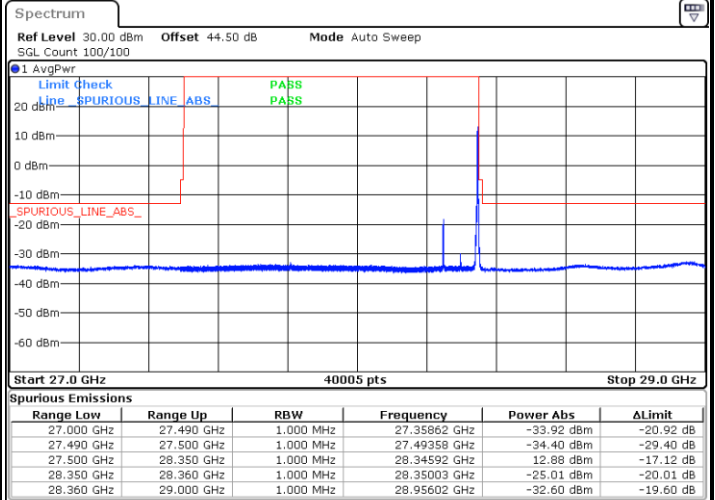
NR Band n261 / 100MHz / BPSK

Lowest Band Edge / 1 RB



Date: 5.SEP.2020 02:59:30

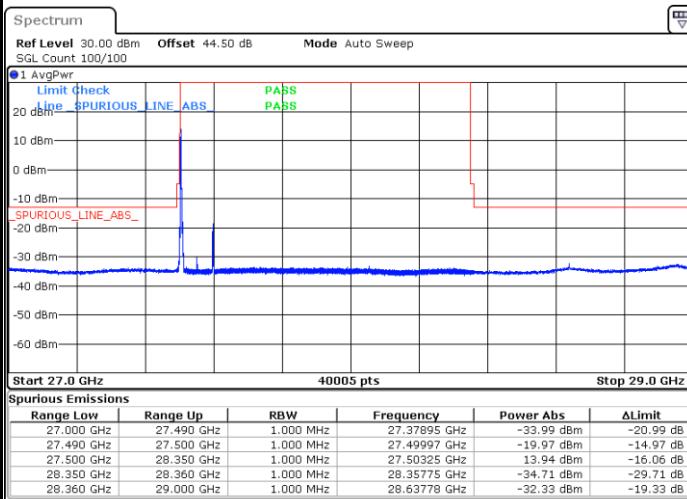
Highest Band Edge / 1 RB



Date: 5.SEP.2020 05:52:51

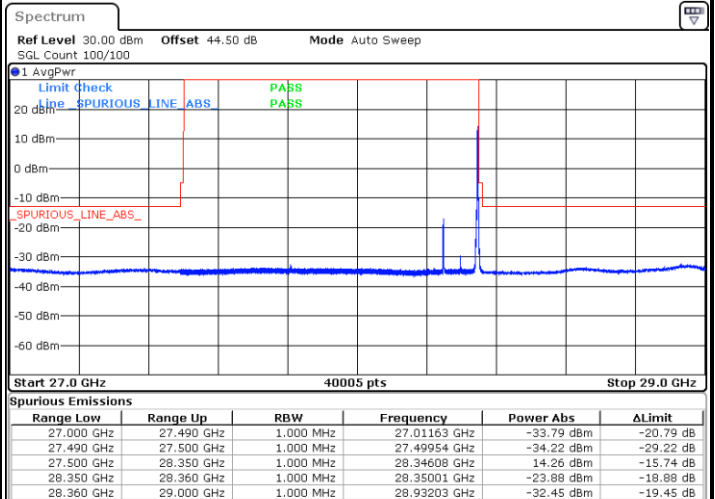
NR Band n261 / 100MHz / QPSK

Lowest Band Edge / 1 RB



Date: 5.SEP.2020 03:01:54

Highest Band Edge / 1 RB



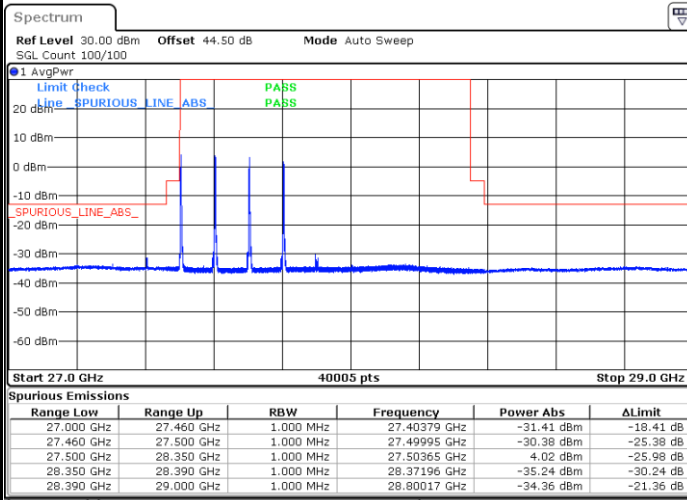
Date: 5.SEP.2020 05:53:55



DFT-s-OFDM Module 0

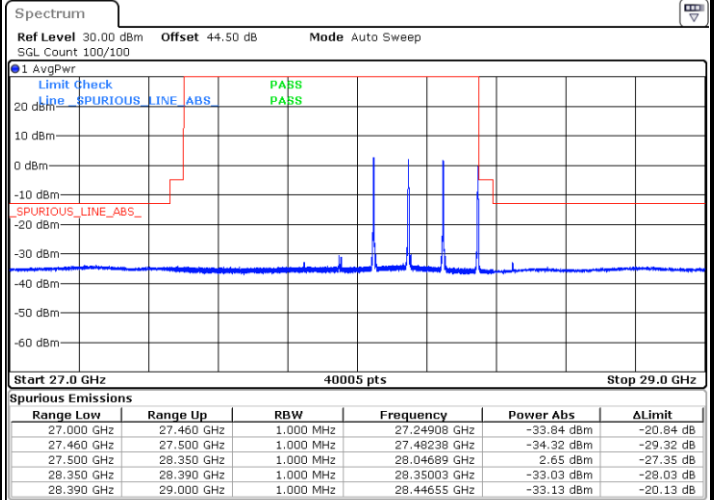
NR Band n261 / 400MHz / BPSK

Lowest Band Edge / 1 RB



Date: 14.SEP.2020 20:52:11

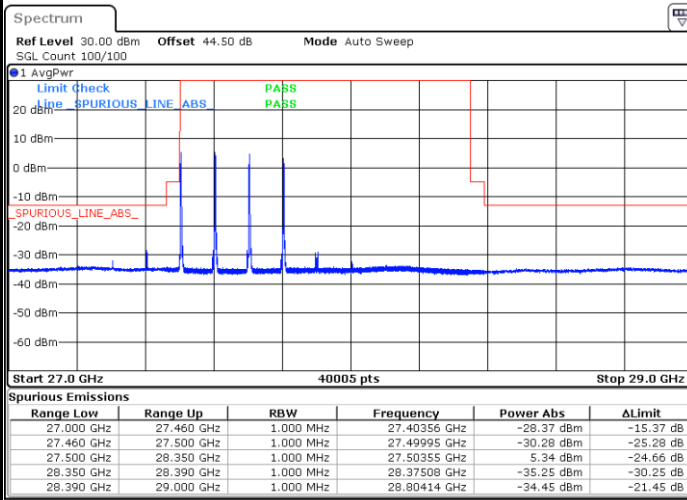
Highest Band Edge / 1 RB



Date: 14.SEP.2020 22:44:52

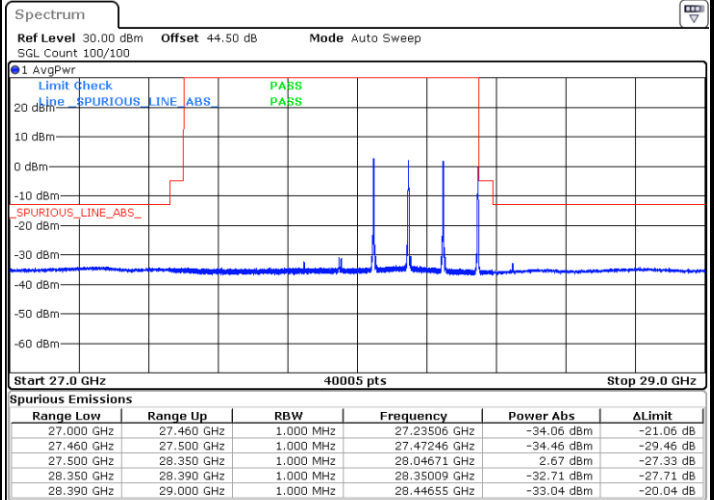
NR Band n261 / 50MHz / QPSK

Lowest Band Edge / 1 RB



Date: 14.SEP.2020 20:54:56

Highest Band Edge / 1 RB



Date: 14.SEP.2020 22:43:38

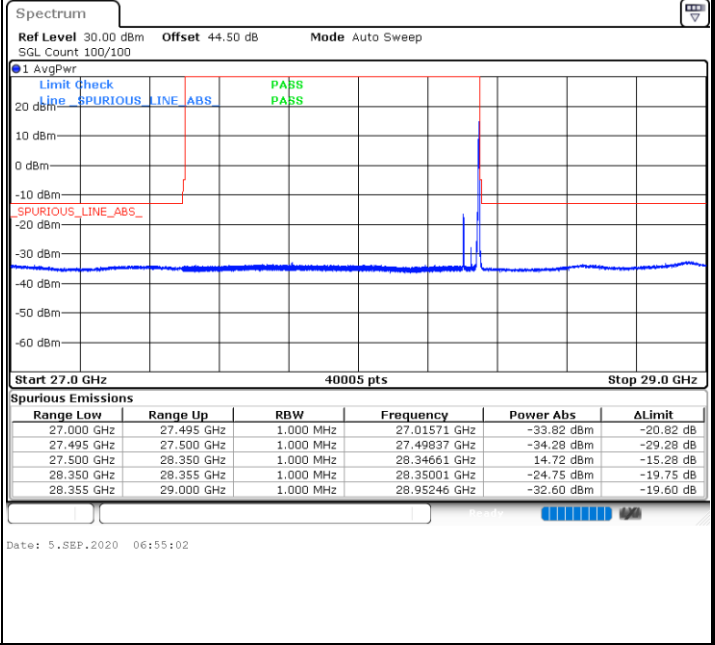
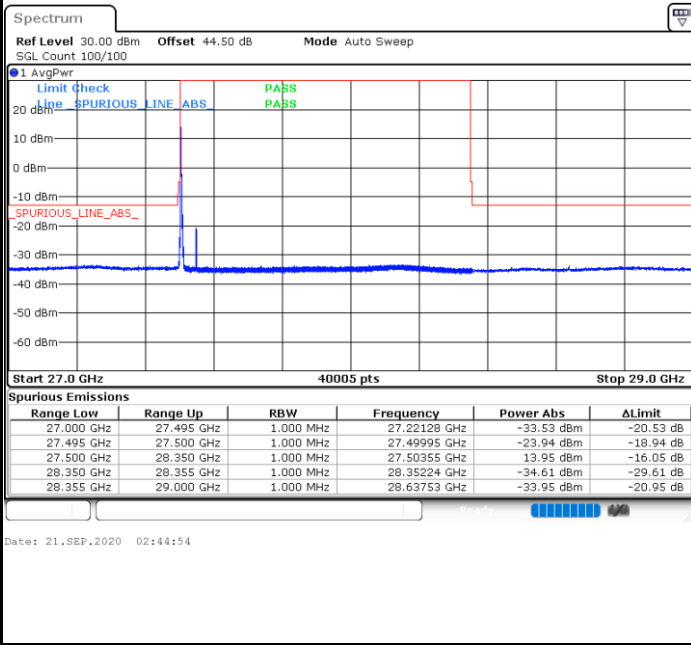


CP-OFDM Module 0

NR Band n261 / 50MHz / QPSK

Lowest Band Edge / 1 RB

Highest Band Edge / 1 RB



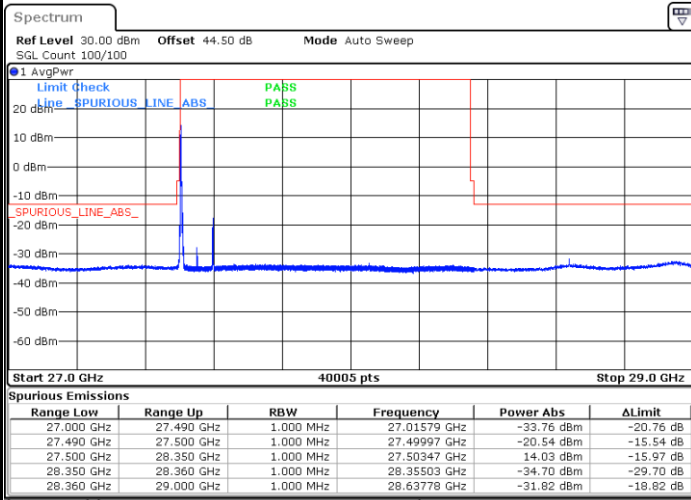


CP-OFDM Module 0

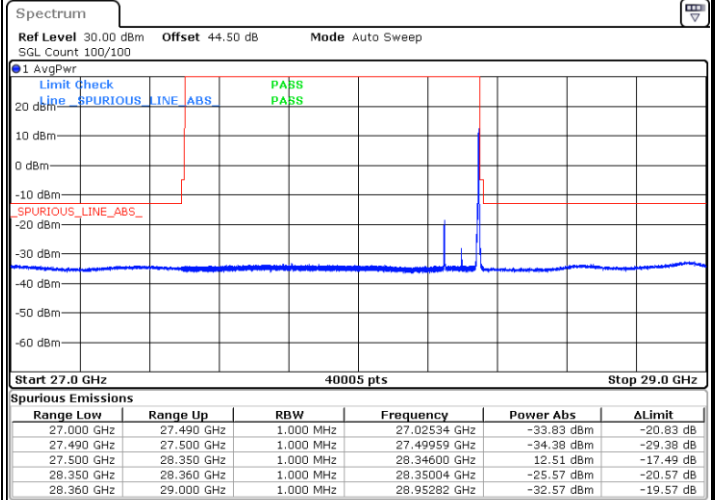
NR Band n261 / 100MHz / QPSK

Lowest Band Edge / 1 RB

Highest Band Edge / 1 RB



Date: 5.SEP.2020 03:31:26



Date: 5.SEP.2020 05:57:53

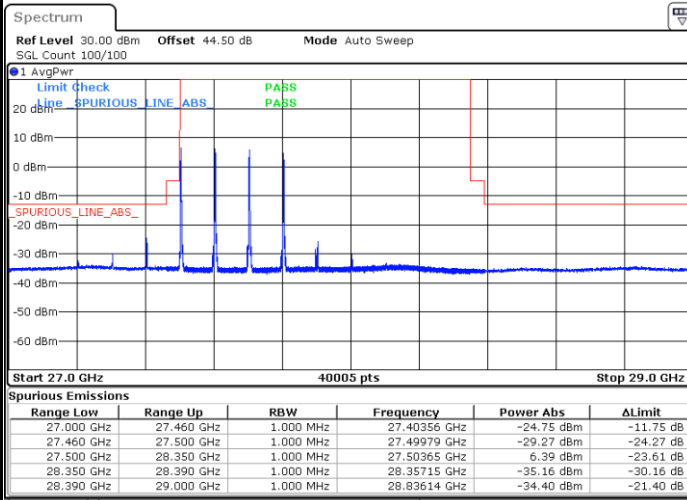


CP-OFDM Module 0

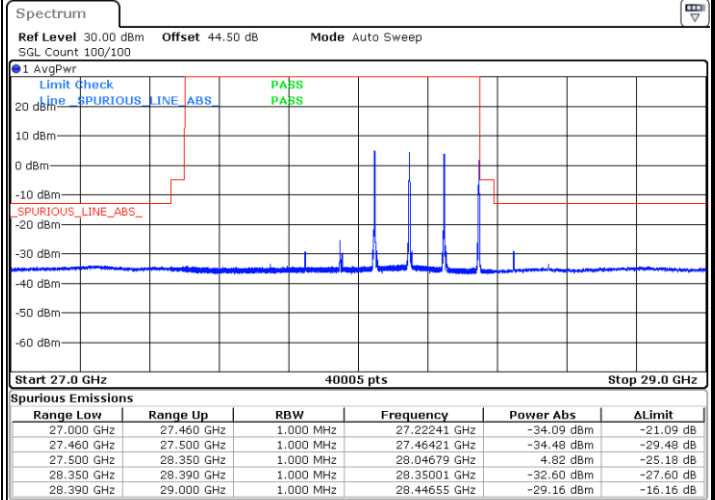
NR Band n261 / 400MHz / QPSK

Lowest Band Edge / 1 RB

Highest Band Edge / 1 RB



Date: 14.SEP.2020 21:19:06



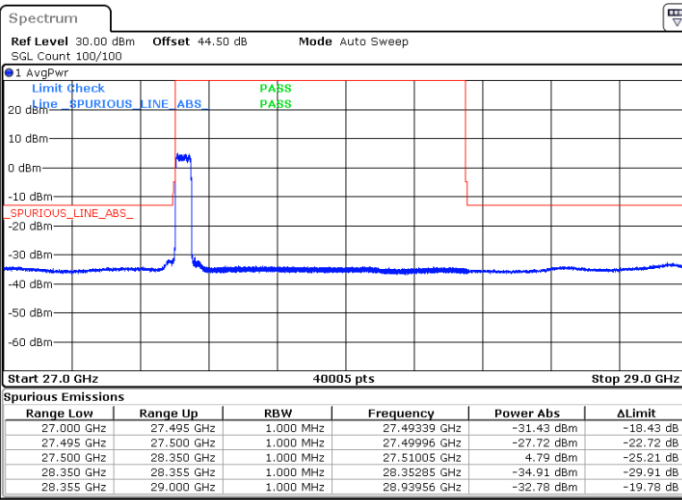
Date: 14.SEP.2020 23:12:55



DFT-s-OFDM Module 0

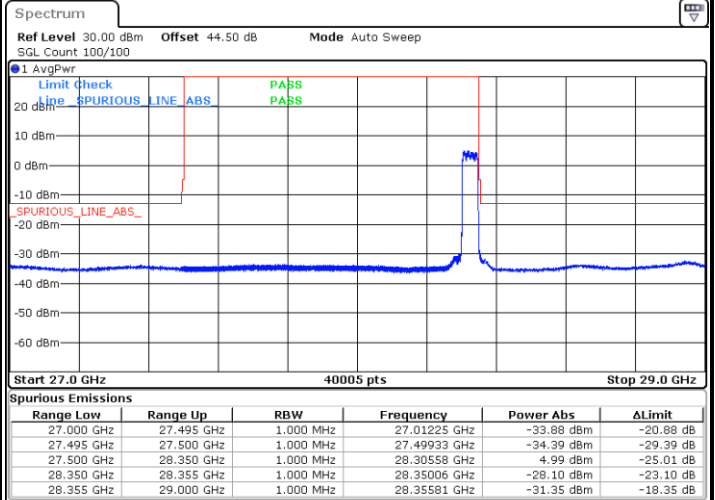
NR Band n261 / 50MHz / BPSK

Lowest Band Edge / Full RB



Date: 9.SEP.2020 20:52:49

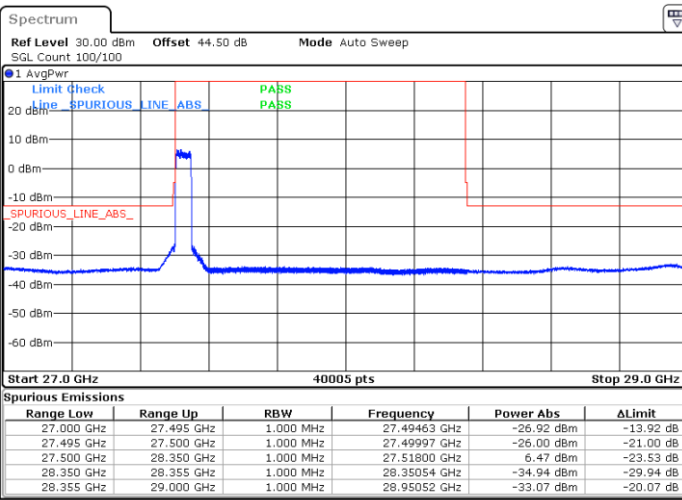
Highest Band Edge / Full RB



Date: 5.SEP.2020 06:28:02

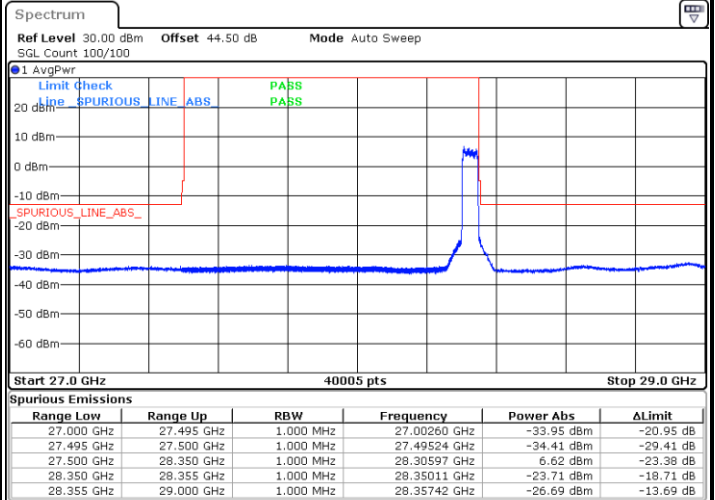
NR Band n261 / 50MHz / QPSK

Lowest Band Edge / Full RB



Date: 9.SEP.2020 20:51:37

Highest Band Edge / Full RB



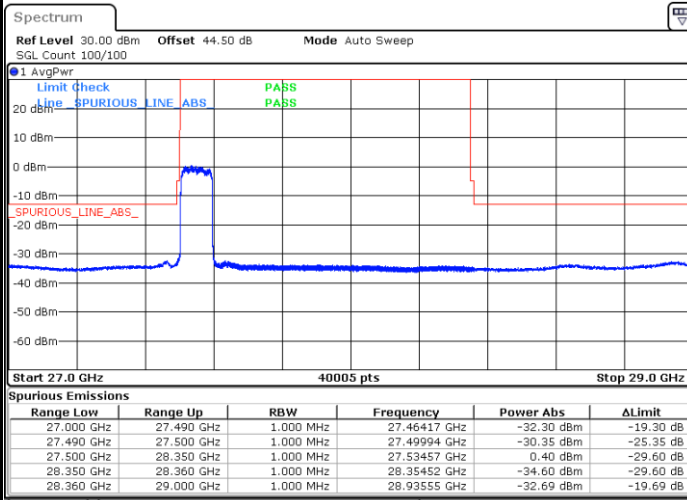
Date: 5.SEP.2020 06:24:43



DFT-s-OFDM Module 0

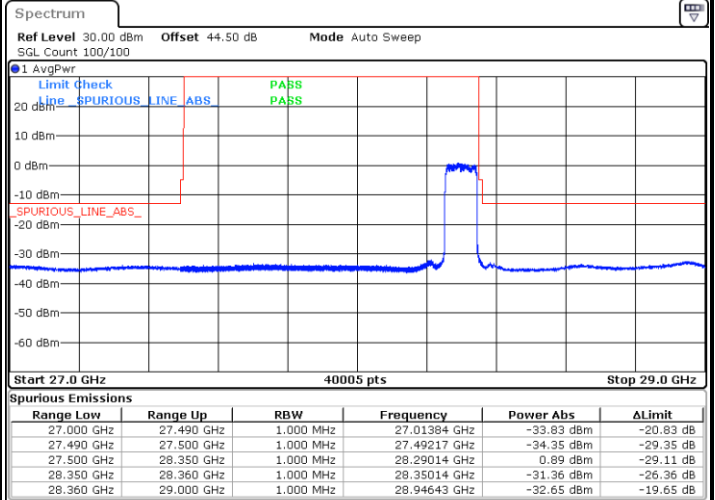
NR Band n261 / 100MHz / BPSK

Lowest Band Edge / Full RB



Date: 5.SEP.2020 03:14:19

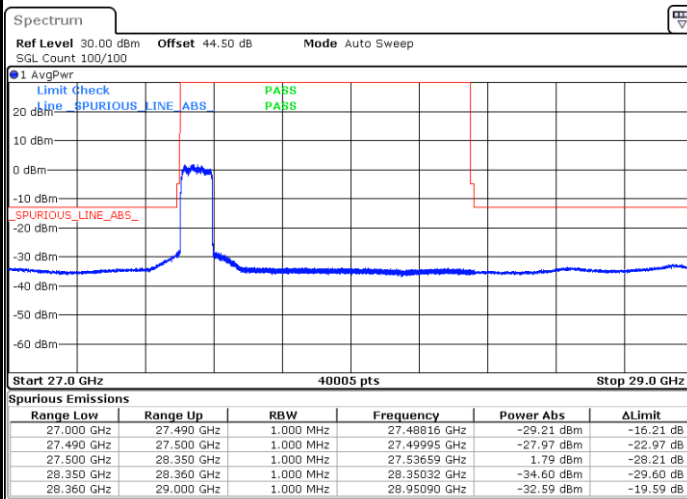
Highest Band Edge / Full RB



Date: 5.SEP.2020 05:45:40

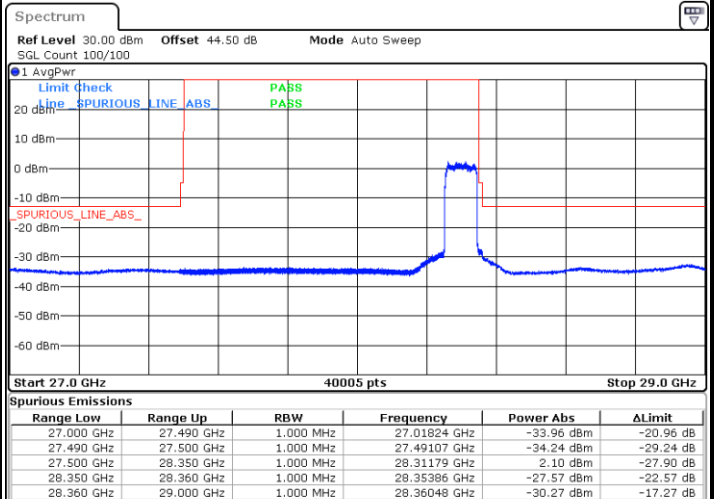
NR Band n261 / 100MHz / QPSK

Lowest Band Edge / Full RB



Date: 5.SEP.2020 03:07:03

Highest Band Edge / Full RB



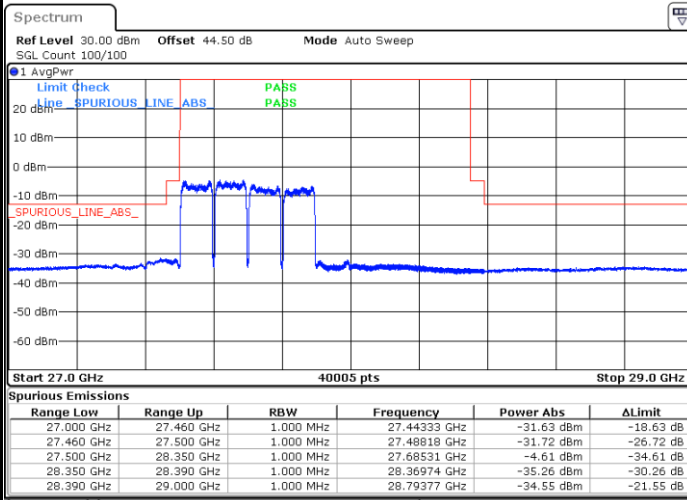
Date: 5.SEP.2020 05:41:34



DFT-s-OFDM Module 0

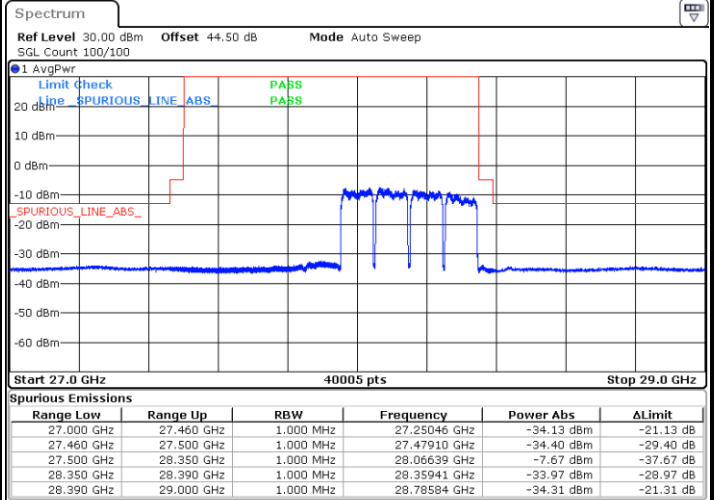
NR Band n261 / 400MHz / BPSK

Lowest Band Edge / Full RB



Date: 14.SEP.2020 21:06:58

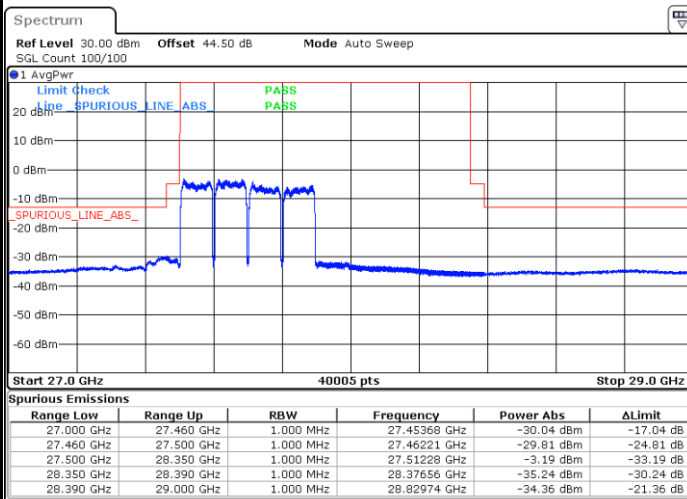
Highest Band Edge / Full RB



Date: 14.SEP.2020 22:46:38

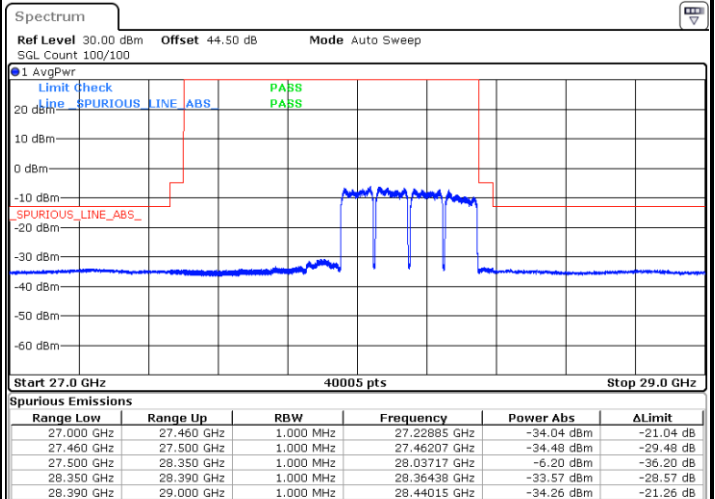
NR Band n261 / 50MHz / QPSK

Lowest Band Edge / Full RB



Date: 14.SEP.2020 21:04:36

Highest Band Edge / Full RB



Date: 14.SEP.2020 22:49:02

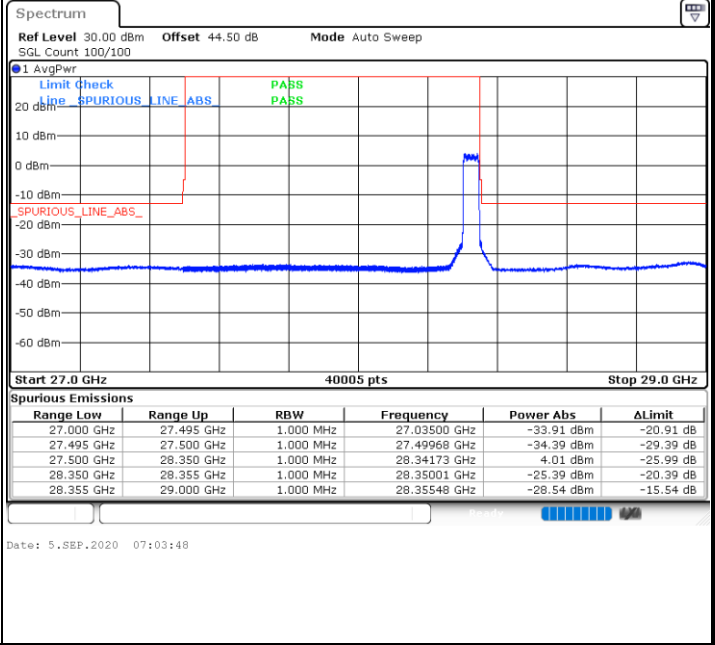
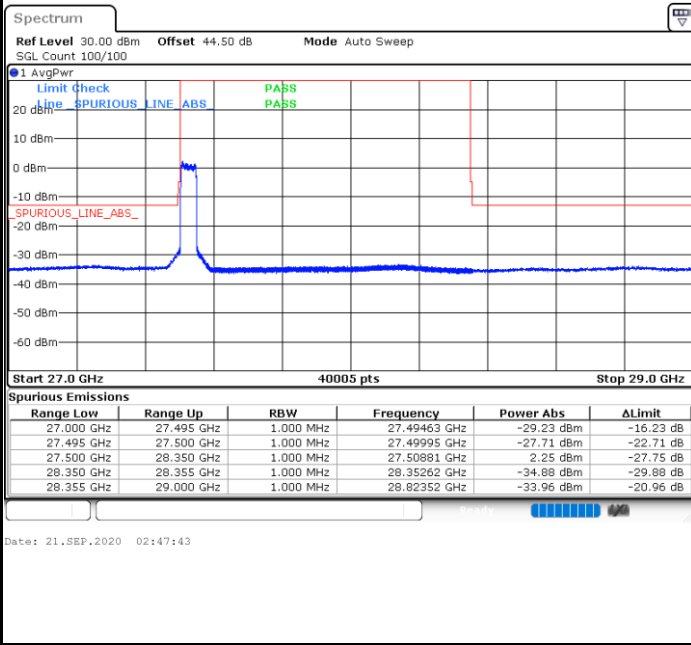


CP-OFDM Module 0

NR Band n261 / 50MHz / QPSK

Lowest Band Edge / Full RB

Highest Band Edge / Full RB



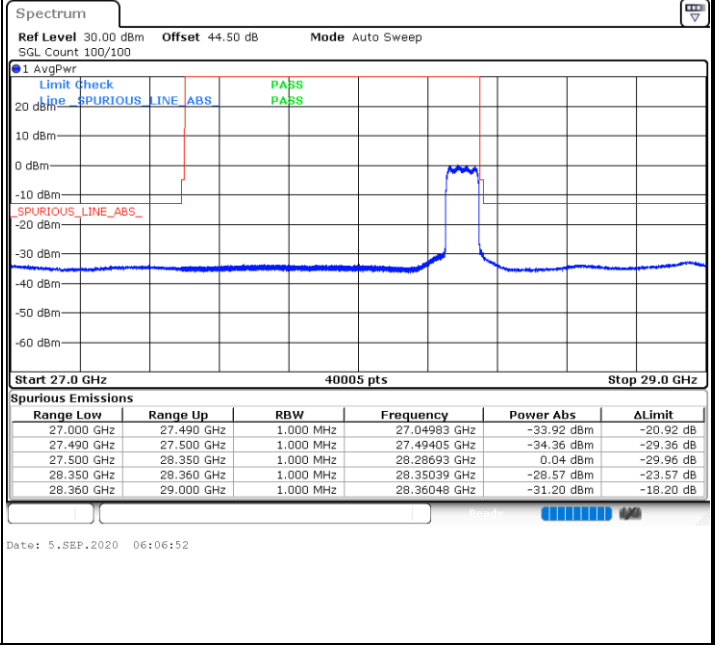
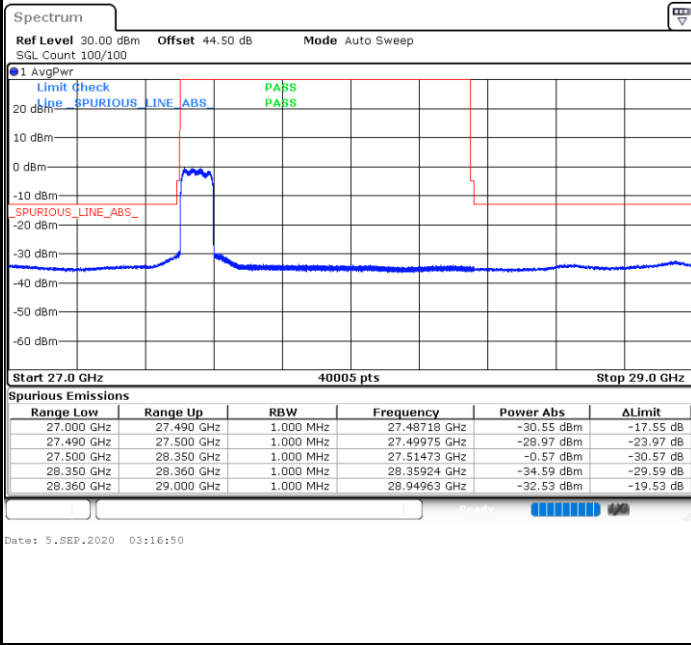


CP-OFDM Module 0

NR Band n261 / 100MHz / QPSK

Lowest Band Edge / Full RB

Highest Band Edge / Full RB



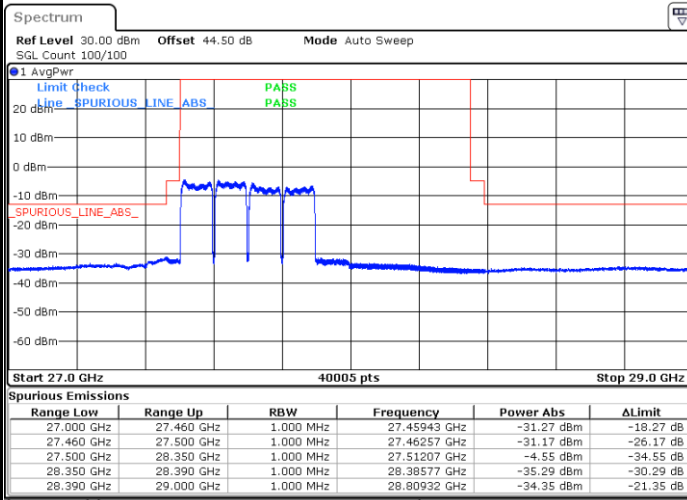


CP-OFDM Module 0

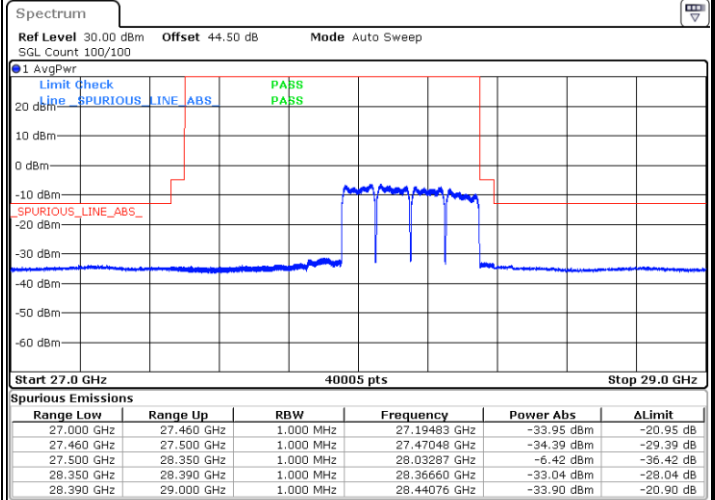
NR Band n261 / 400MHz / QPSK

Lowest Band Edge / Full RB

Highest Band Edge / Full RB



Date: 14.SEP.2020 21:44:25



Date: 14.SEP.2020 23:15:55



Spurious Emission

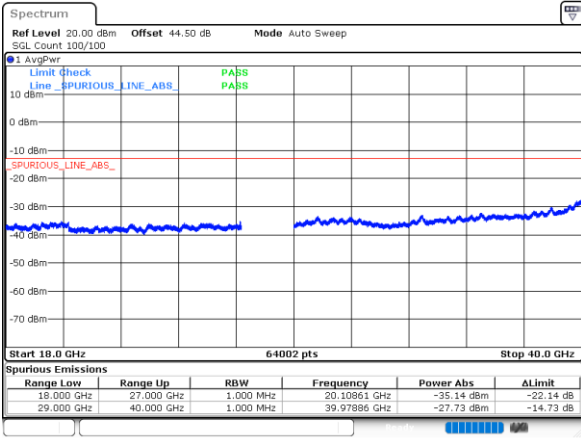


Spurious emission between 18GHz to 40GHz worst case plot is reported as following.

DFT-s-OFDM Module 0

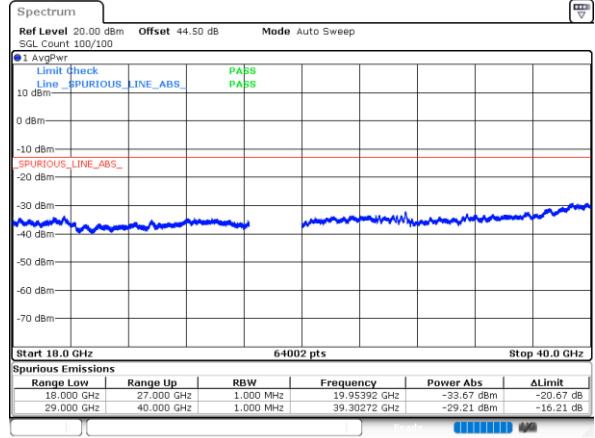
NR Band n261 BPSK (18-40GHz)

Lowest Channel / 50MHz



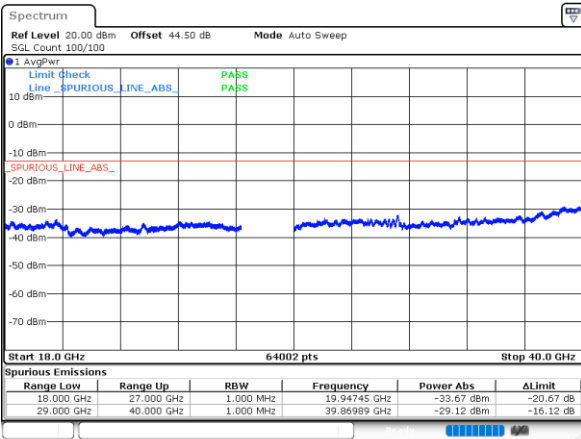
Date: 21_SEP.2020 01:30:59

Lowest Channel / 100MHz



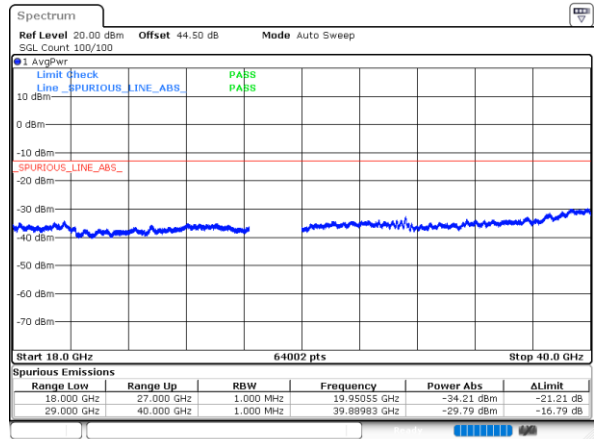
Date: 5_SEP.2020 03:00:27

Middle Channel / 50MHz



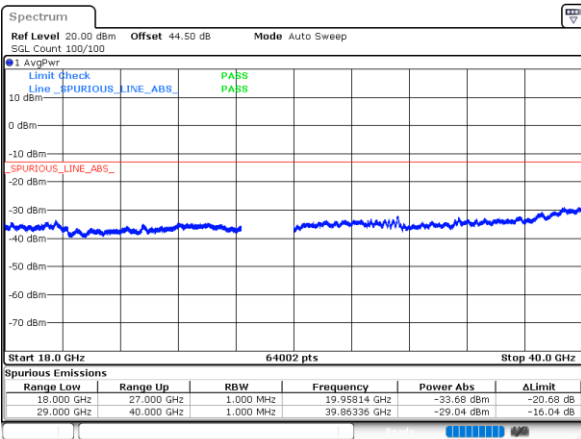
Date: 5_SEP.2020 05:13:24

Middle Channel / 100MHz



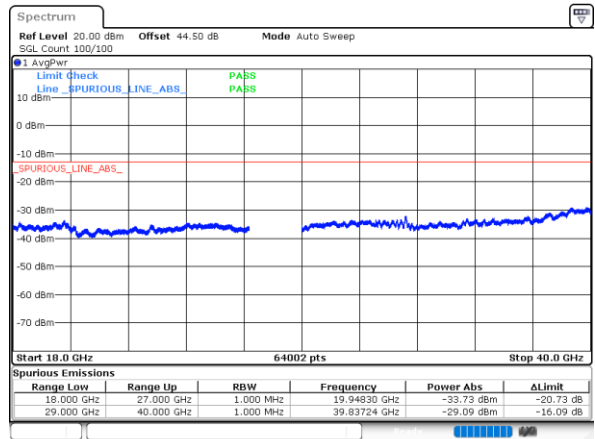
Date: 26_AUG.2020 14:18:22

Highest Channel / 50MHz



Date: 5_SEP.2020 06:14:50

Highest Channel / 100MHz



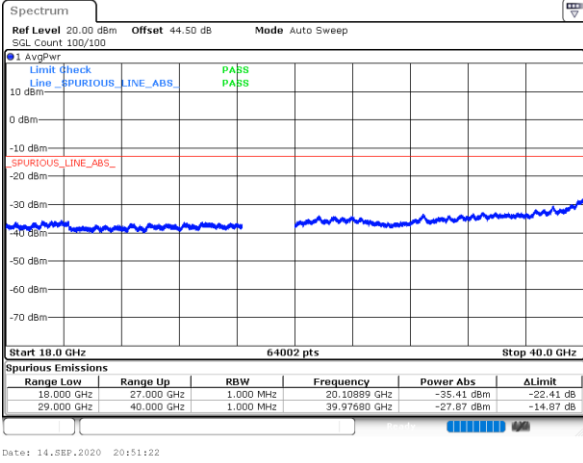
Date: 5_SEP.2020 05:14:35



DFT-s-OFDM Module 0

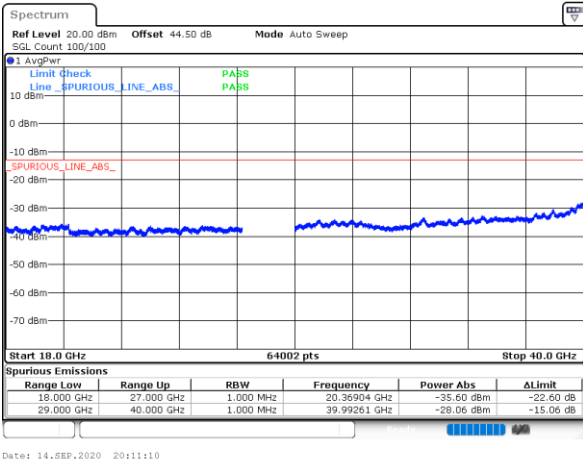
NR Band n261 BPSK (18-40GHz)

Lowest Channel / 400MHz



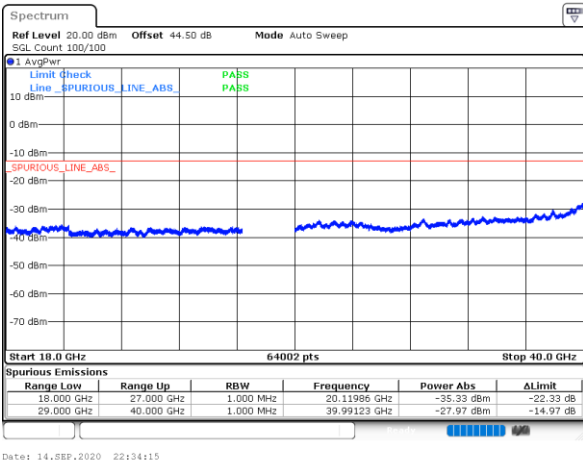
intentionally blank

Middle Channel / 400MHz



intentionally blank

Highest Channel / 400MHz



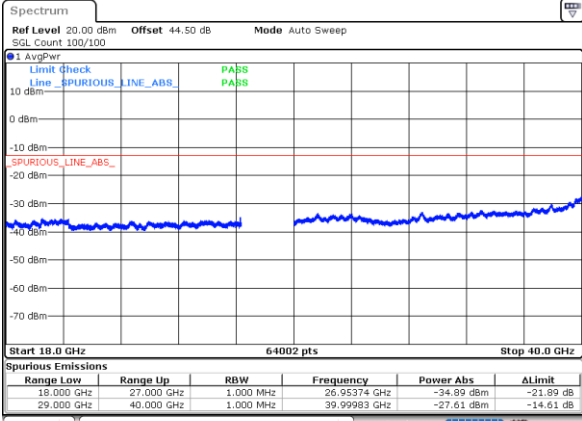
intentionally blank



DFT-s-OFDM Module 0

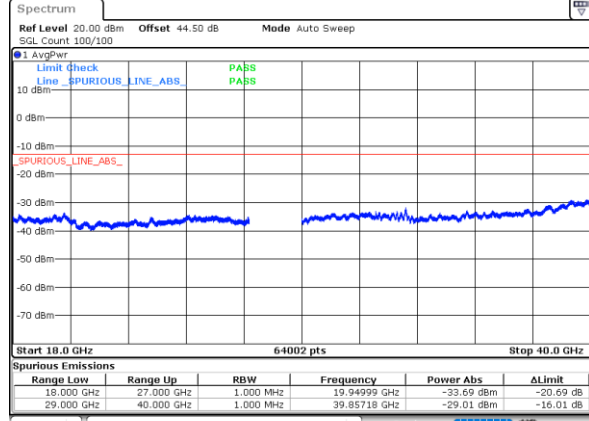
NR Band n261 QPSK (18-40GHz)

Lowest Channel / 50MHz



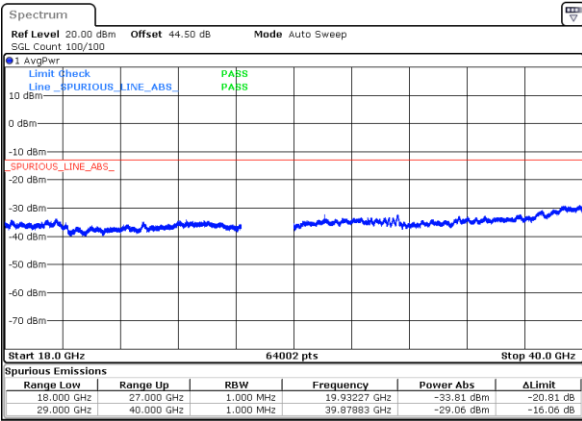
Date: 21_SEP.2020 01:26:07

Lowest Channel / 100MHz



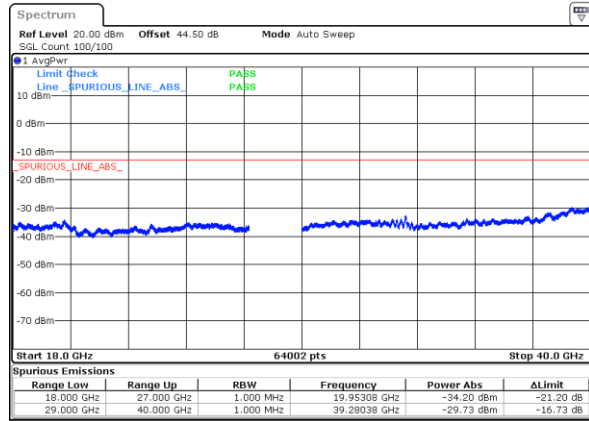
Date: 5_SEP.2020 03:02:59

Middle Channel / 50MHz



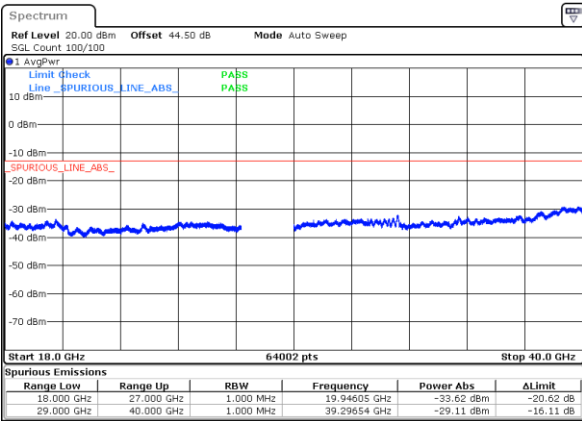
Date: 5_SEP.2020 05:11:50

Middle Channel / 100MHz



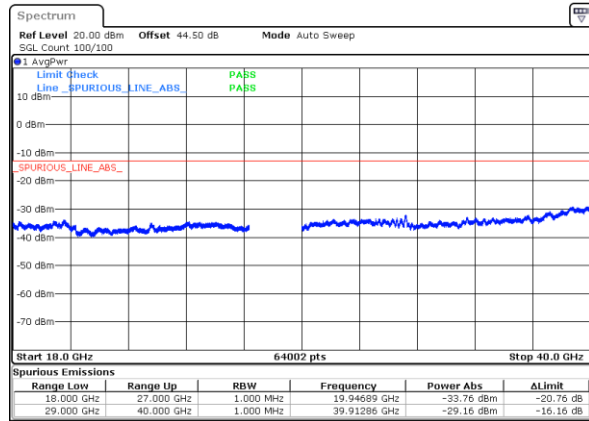
Date: 26_AUG.2020 14:17:23

Highest Channel / 50MHz



Date: 5_SEP.2020 06:19:41

Highest Channel / 100MHz



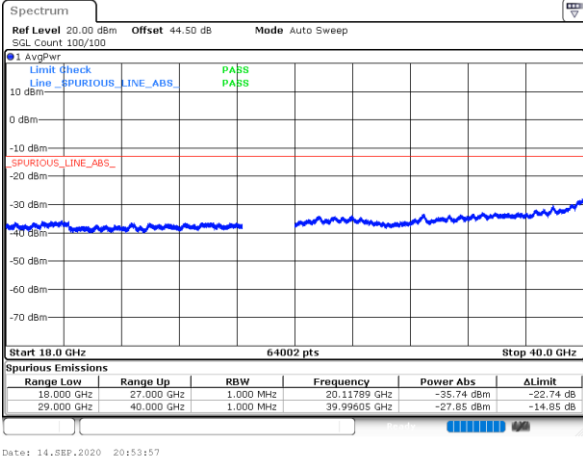
Date: 5_SEP.2020 05:50:02



DFT-s-OFDM Module 0

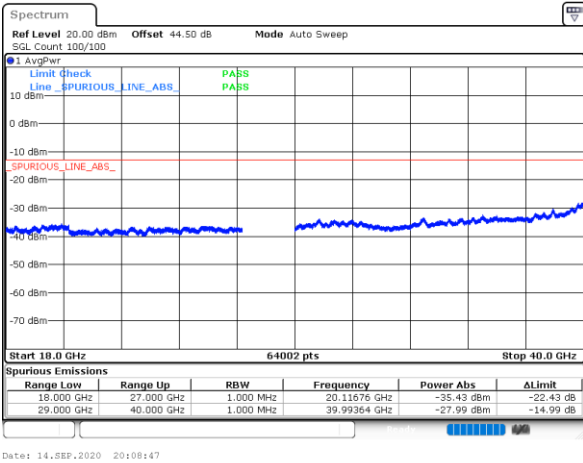
NR Band n261 QPSK (18-40GHz)

Lowest Channel / 400MHz



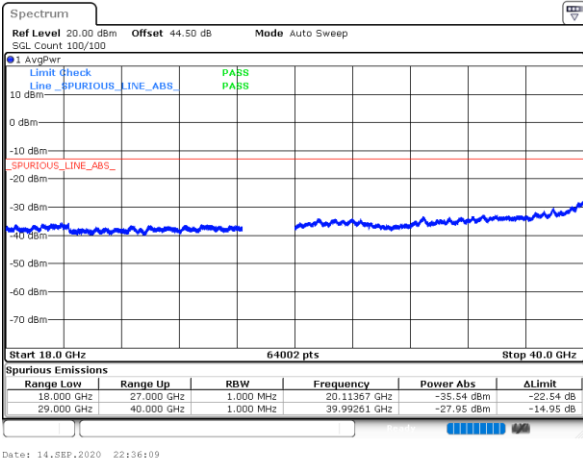
intentionally blank

Middle Channel / 400MHz



intentionally blank

Highest Channel / 400MHz



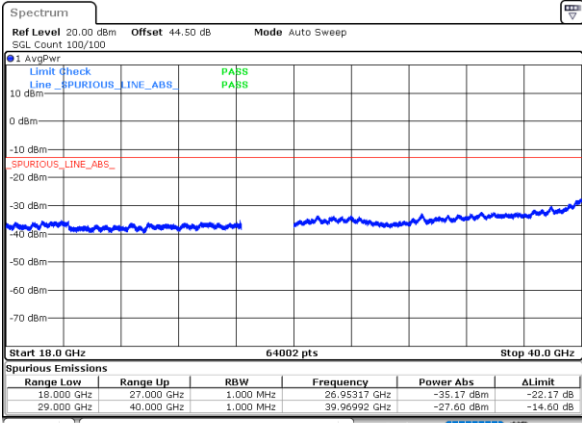
intentionally blank



CP-OFDM Module 0

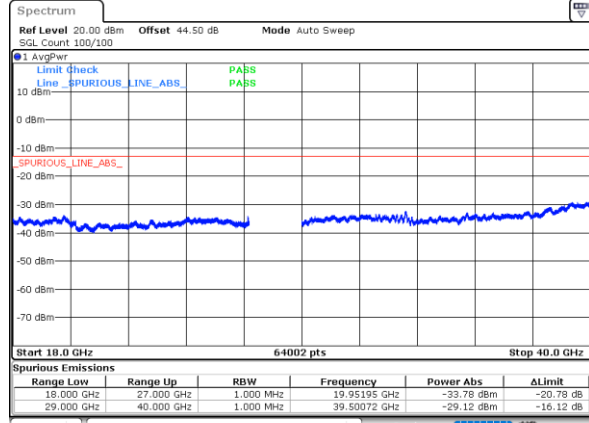
NR Band n261 QPSK (18-40GHz)

Lowest Channel / 50MHz



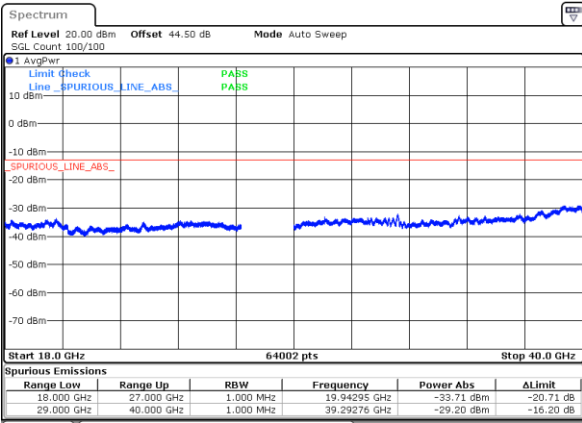
Date: 21_SEP.2020 02:46:19

Lowest Channel / 100MHz



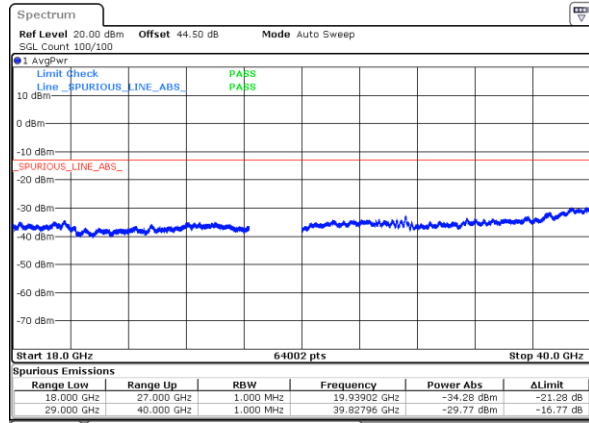
Date: 5_SEP.2020 03:32:29

Middle Channel / 50MHz



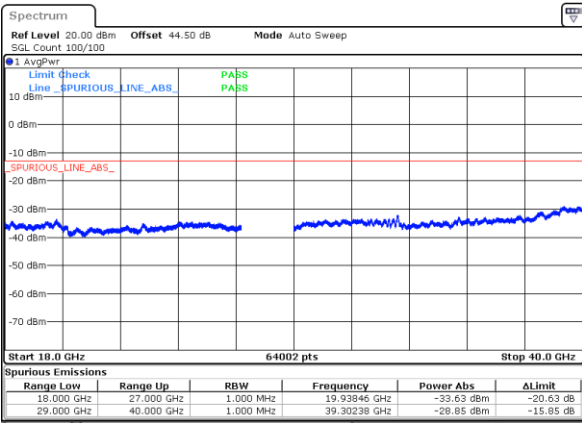
Date: 5_SEP.2020 05:23:32

Middle Channel / 100MHz



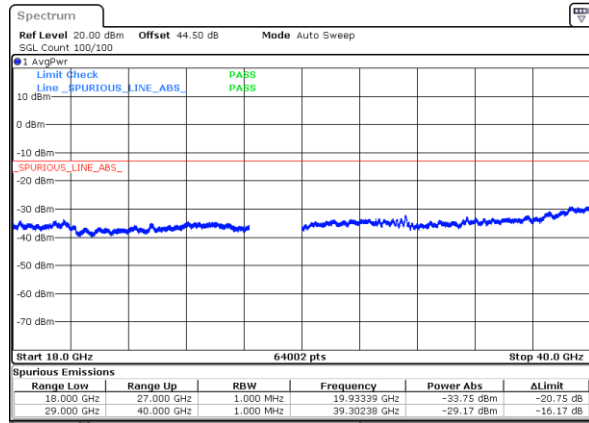
Date: 26_AUG.2020 14:22:13

Highest Channel / 50MHz



Date: 5_SEP.2020 06:15:49

Highest Channel / 100MHz



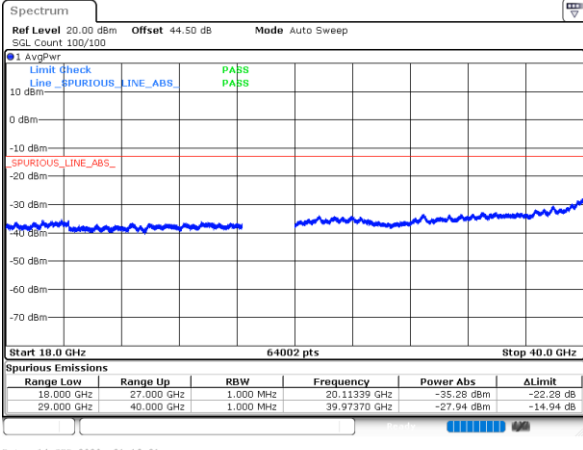
Date: 5_SEP.2020 05:57:06



CP-OFDM Module 0

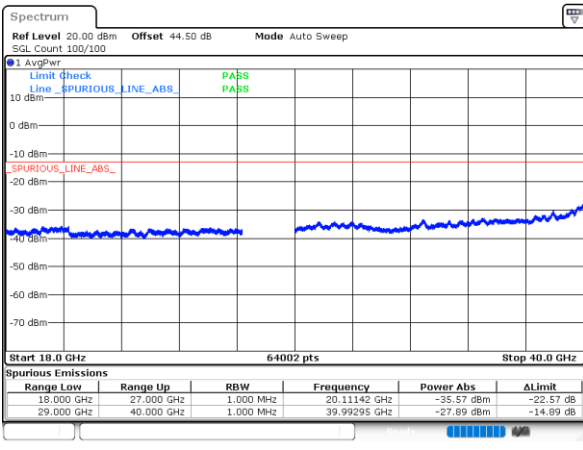
NR Band n261 QPSK (18-40GHz)

Lowest Channel / 400MHz



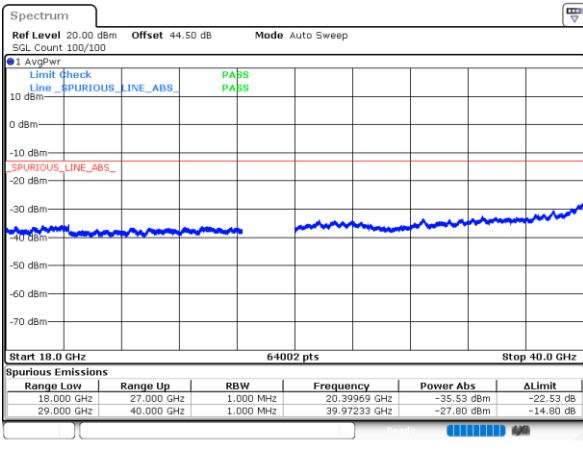
intentionally blank

Middle Channel / 400MHz



intentionally blank

Highest Channel / 400MHz



intentionally blank



NR Band n261 Module 0 AG1

Occupied Bandwidth

Mode	DFT-s-OFDM Module 0 NR Band n261 : 99%OBW(MHz)											
BW	50MHz				100MHz				400MHz			
Mod.	BPSK	QPSK	16QAM	64QAM	BPSK	QPSK	16QAM	64QAM	BPSK	QPSK	16QAM	64QAM
Lowest CH	45.28	45.28	-	-	90.36	90.52	-	-	386.72	386.72	-	-
Middle CH	45.34	45.36	45.26	45.16	90.76	90.72	90.48	90.52	386.56	386.56	387.36	387.04
Highest CH	45.34	45.36	-	-	90.32	90.52	-	-	387.84	387.68	-	-

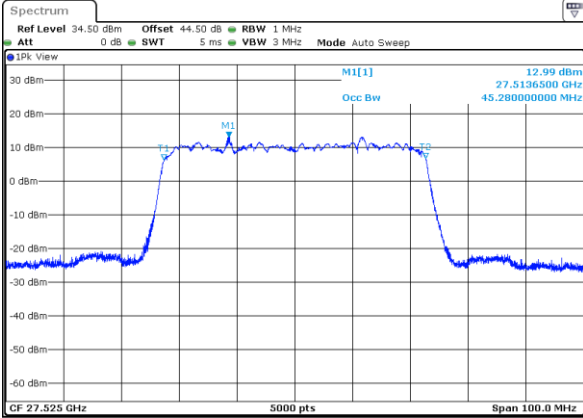
Mode	CP-OFDM Module 0 NR Band n261 : 99%OBW(MHz)								
BW	50MHz			100MHz			400MHz		
Mod.	QPSK	16QAM	64QAM	QPSK	16QAM	64QAM	QPSK	16QAM	64QAM
Lowest CH	45.18	-	-	92.76	-	-	388.64	-	-
Middle CH	45.38	45.36	45.50	92.80	92.60	92.84	388.96	389.28	390.72
Highest CH	45.28	-	-	92.76	-	-	389.76	-	-



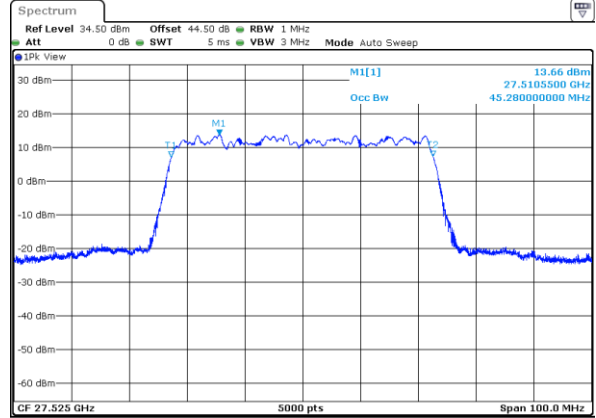
DFT-s-OFDM Module 0

NR Band n261

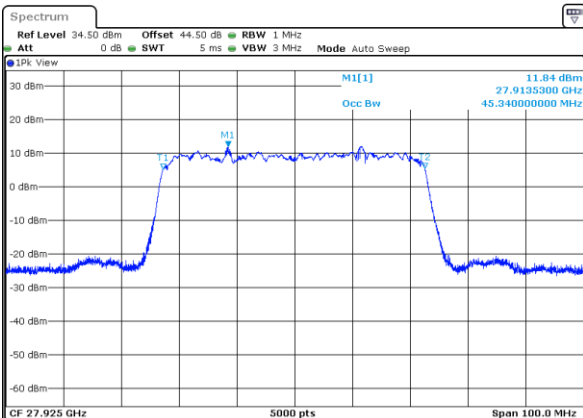
Lowest Channel / 50MHz / BPSK



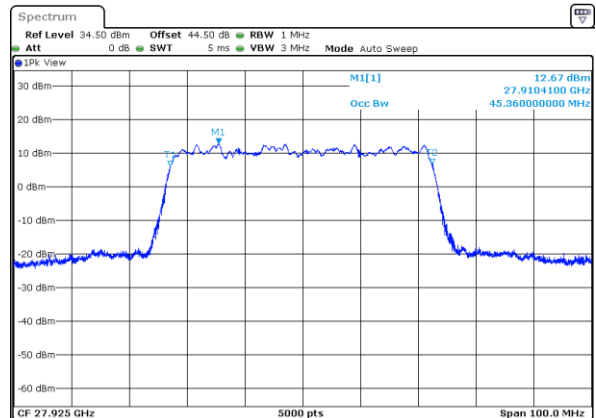
Lowest Channel / 50MHz / QPSK



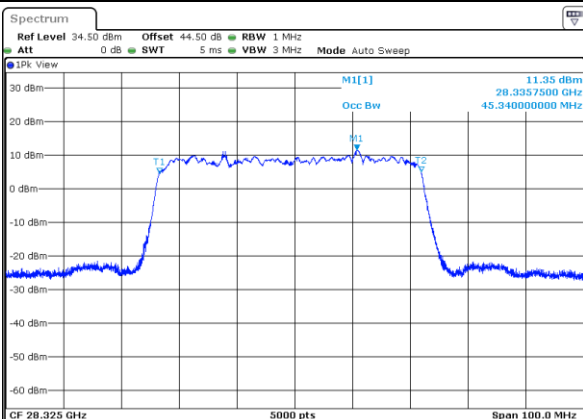
Middle Channel / 50MHz / BPSK



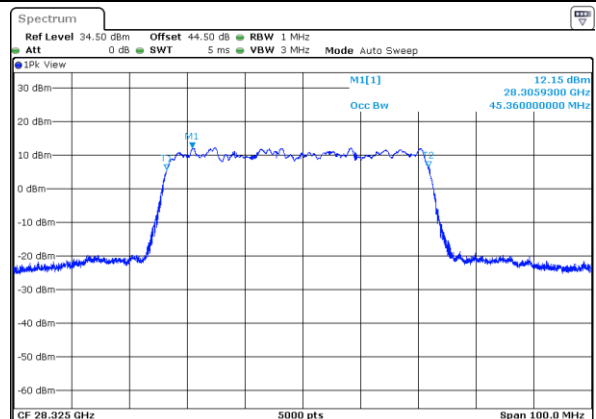
Middle Channel / 50MHz / QPSK



Highest Channel / 50MHz / BPSK

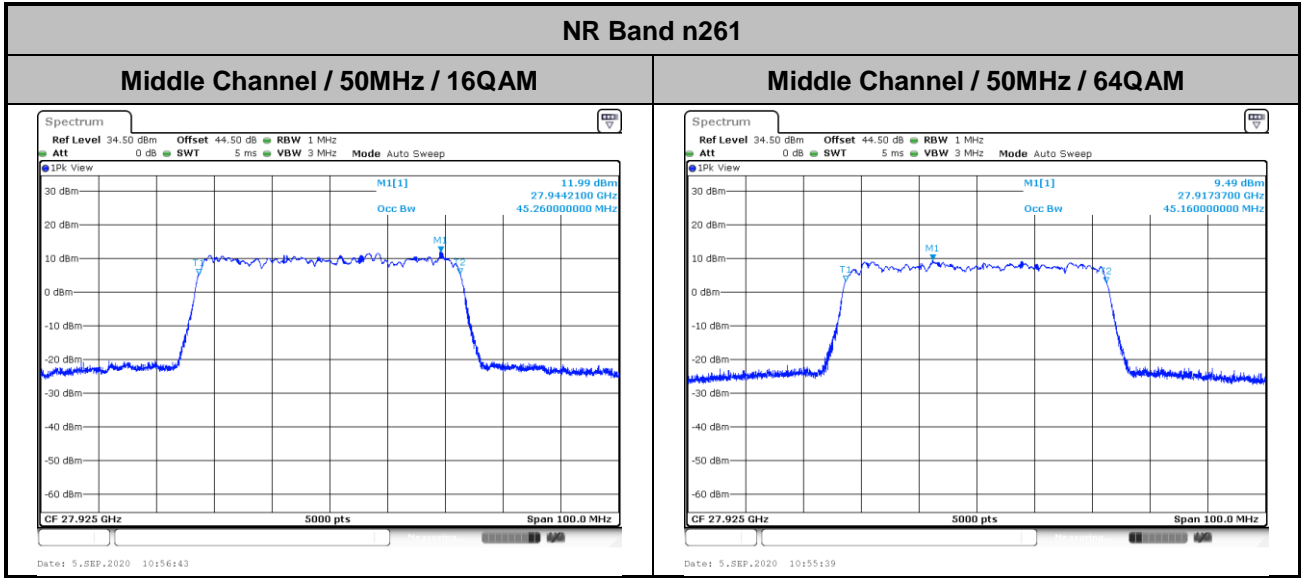


Highest Channel / 50MHz / QPSK





DFT-s-OFDM Module 0

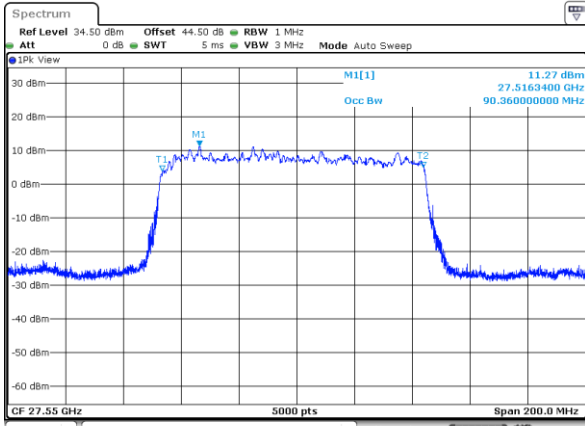




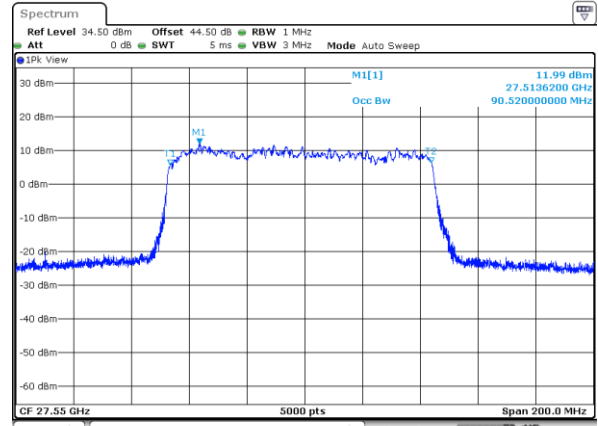
DFT-s-OFDM Module 0

NR Band n261

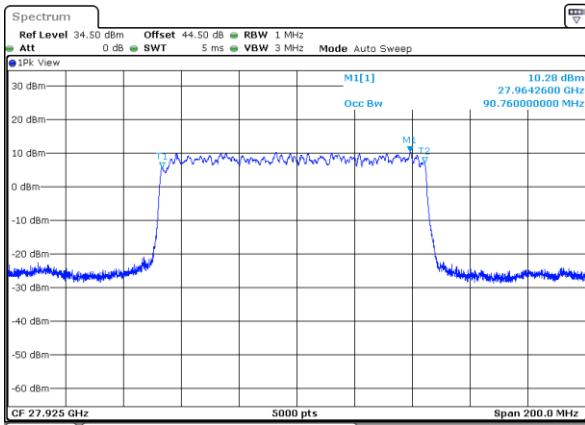
Lowest Channel / 100MHz / BPSK



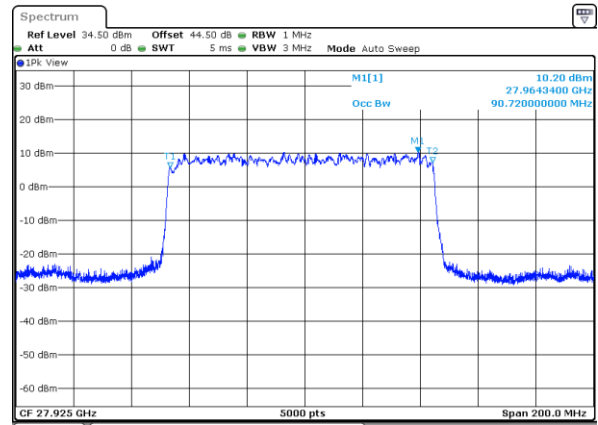
Lowest Channel / 100MHz / QPSK



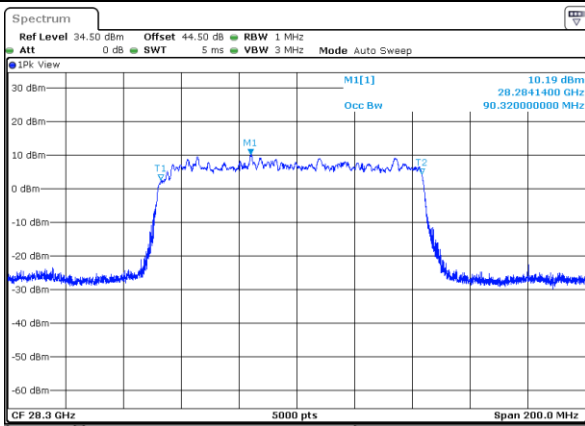
Middle Channel / 100MHz / BPSK



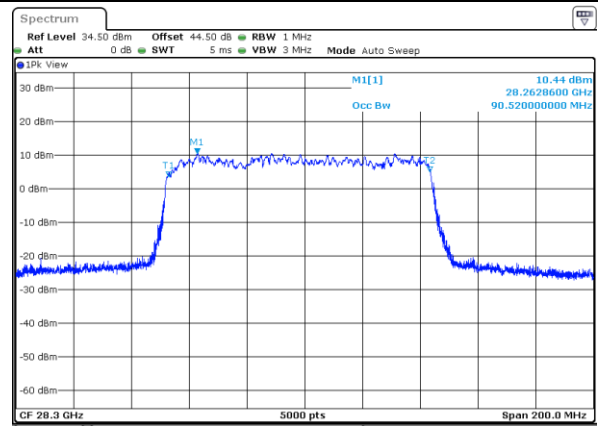
Middle Channel / 100MHz / QPSK



Highest Channel / 100MHz / BPSK

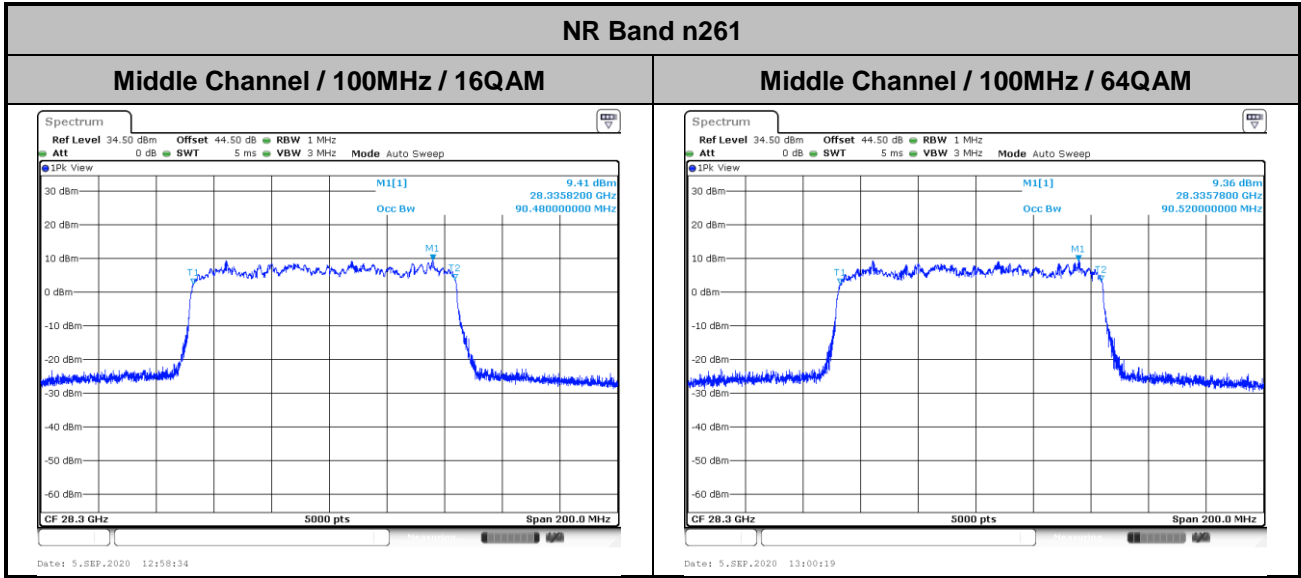


Highest Channel / 100MHz / QPSK





DFT-s-OFDM Module 0

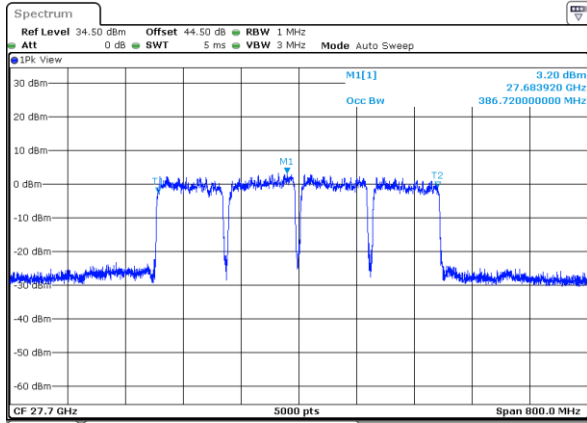




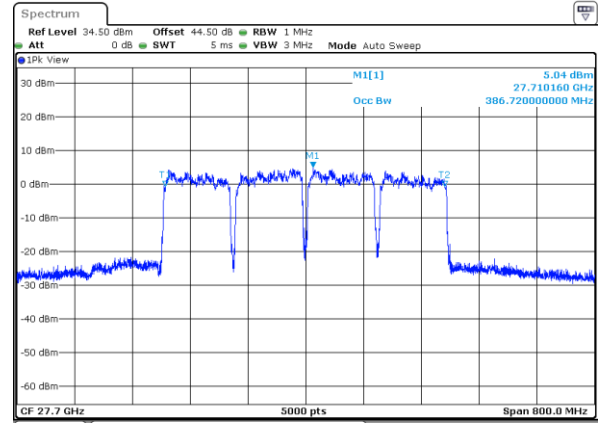
DFT-s-OFDM Module 0

NR Band n261

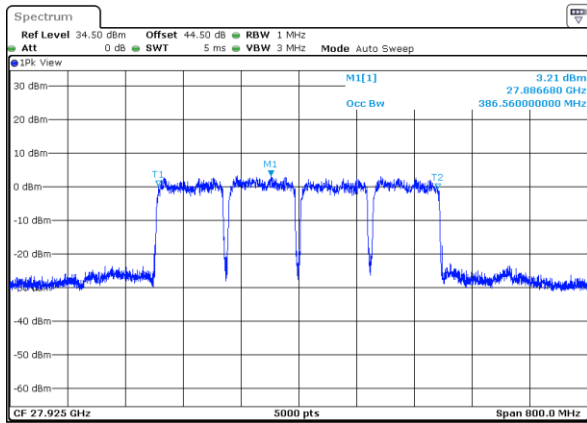
Lowest Channel / 400MHz / BPSK



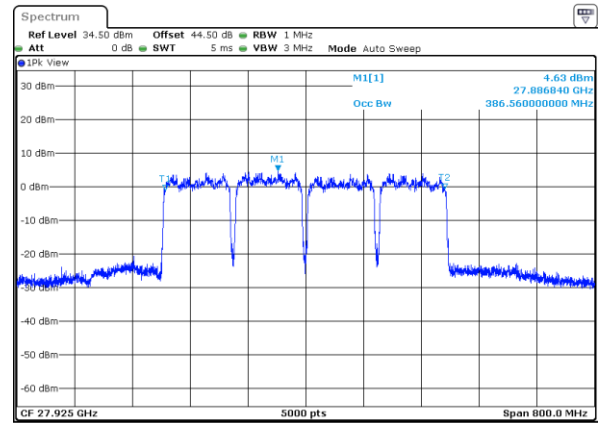
Lowest Channel / 400MHz / QPSK



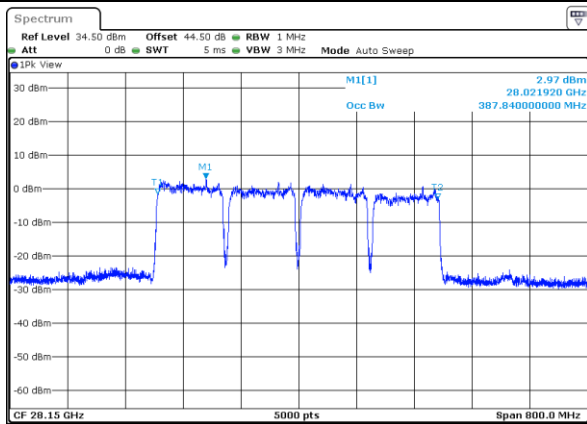
Middle Channel / 400MHz / BPSK



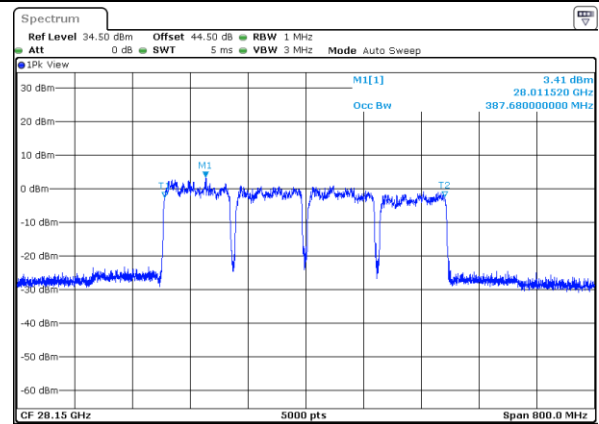
Middle Channel / 400MHz / QPSK



Highest Channel / 400MHz / BPSK

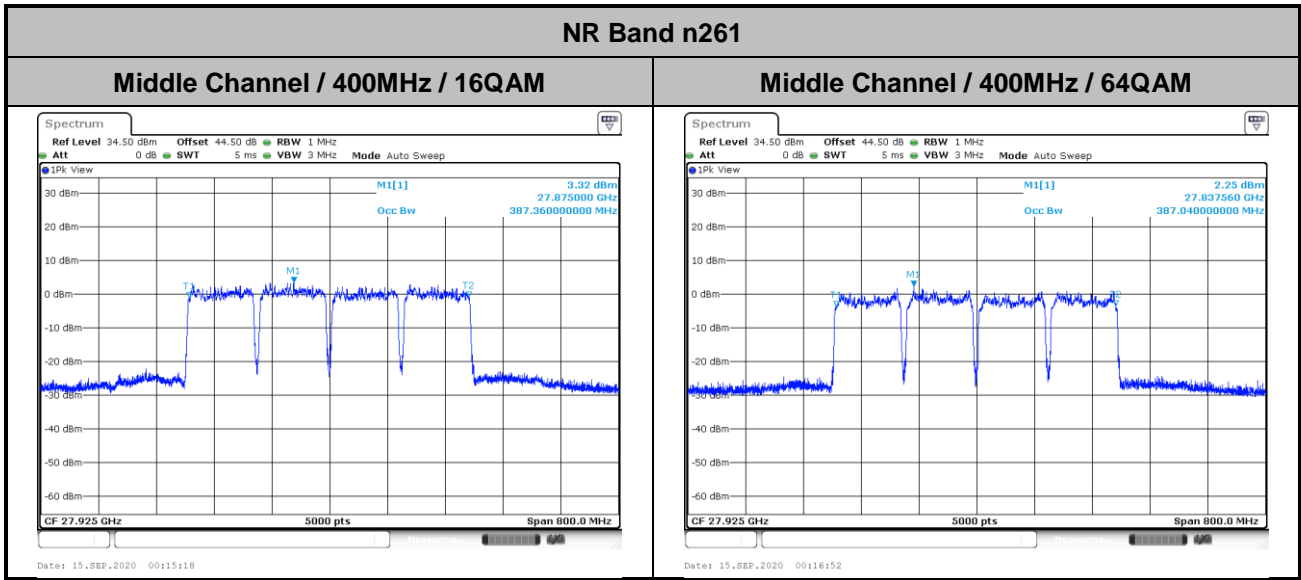


Highest Channel / 400MHz / QPSK





DFT-s-OFDM Module 0

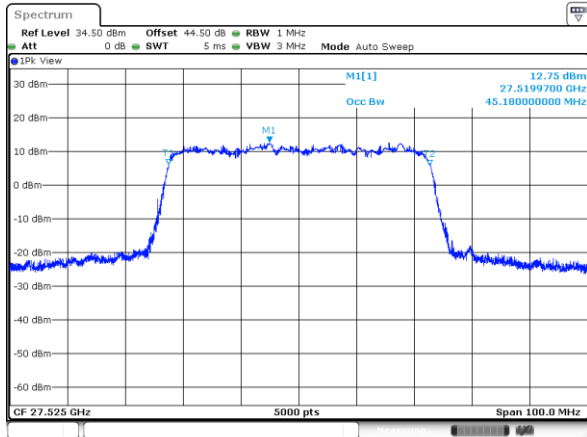




CP-OFDM Module 0

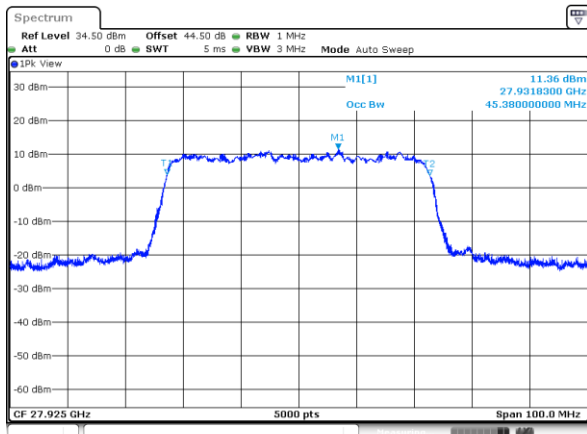
NR Band n261

Lowest Channel / 50MHz / QPSK



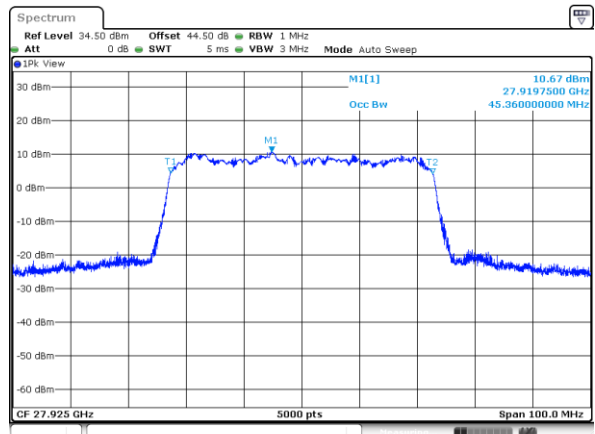
Date: 5,SEP,2020 12:25:46

Middle Channel / 50MHz / QPSK



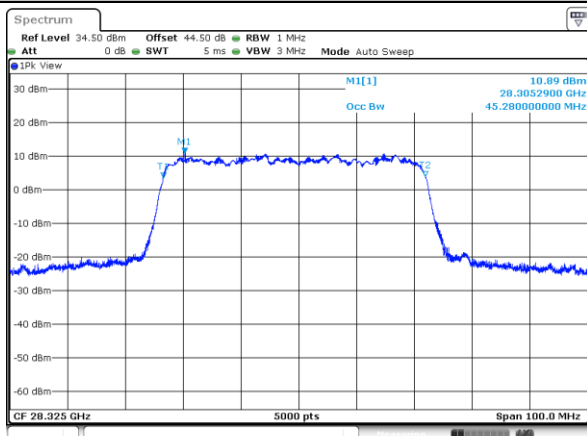
Date: 5,SEP,2020 11:09:15

Middle Channel / 50MHz / 16QAM



Date: 5,SEP,2020 11:08:08

Highest Channel / 50MHz / QPSK



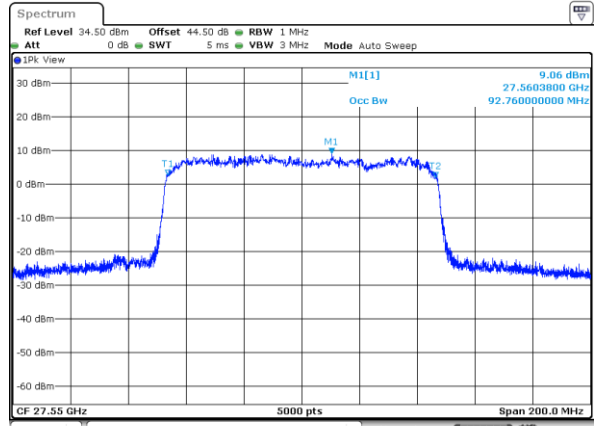
Date: 5,SEP,2020 15:13:37



CP-OFDM Module 0

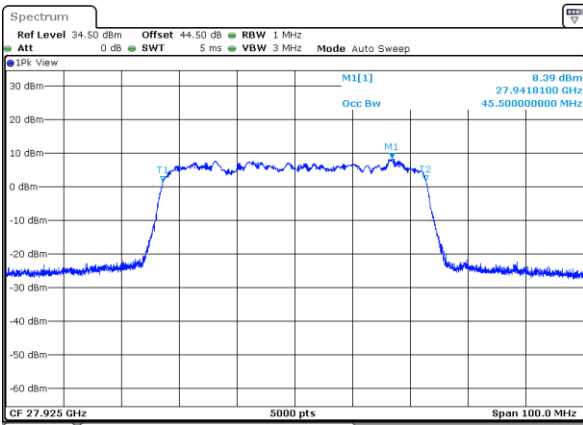
NR Band n261

Lowest Channel / 100MHz / QPSK



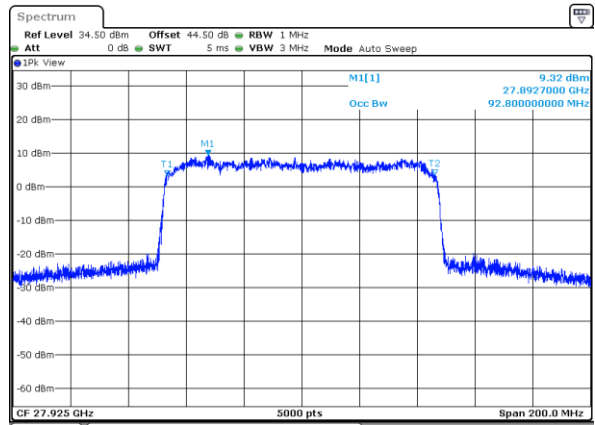
Date: 5,SEP,2020 11:46:43

Middle Channel / 50MHz / 64QAM



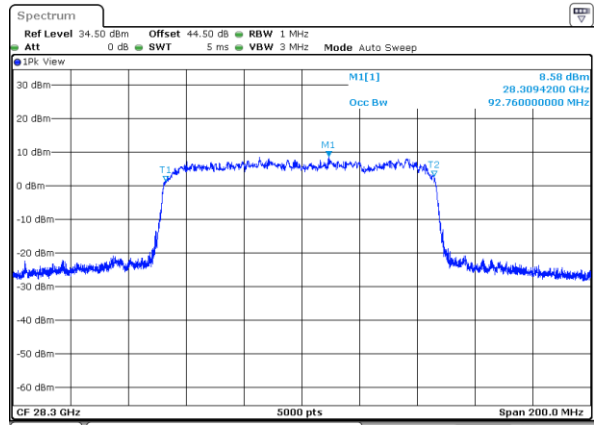
Date: 5,SEP,2020 11:07:20

Middle Channel / 100MHz / QPSK



Date: 26,AUG,2020 15:45:32

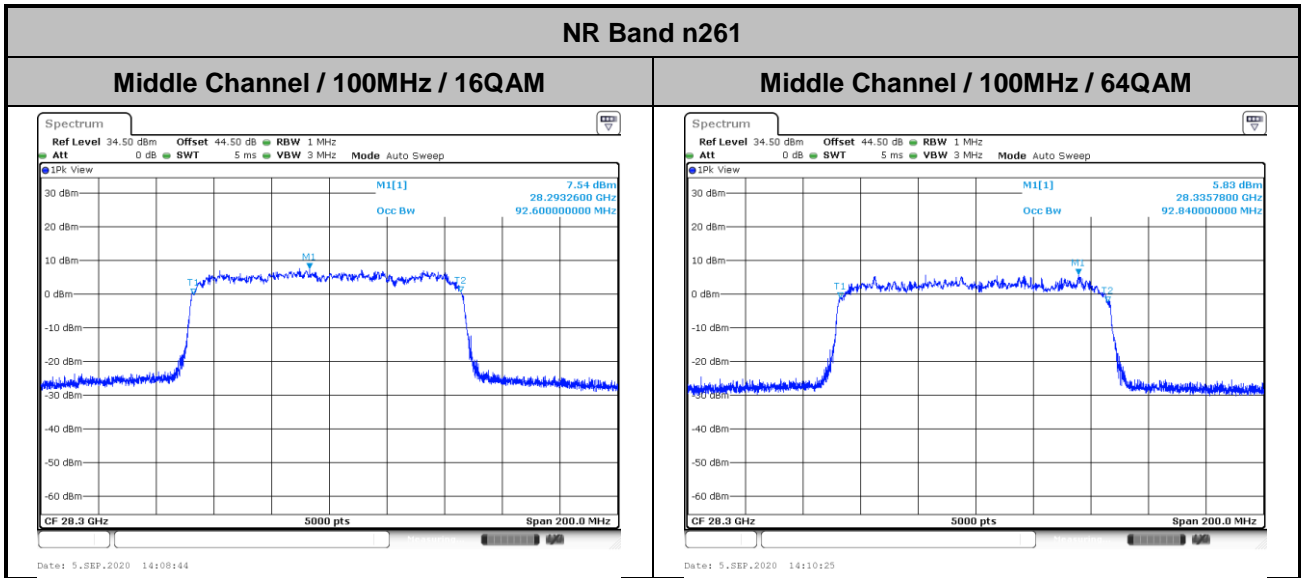
Highest Channel / 100MHz / QPSK



Date: 5,SEP,2020 13:15:59



CP-OFDM Module 0

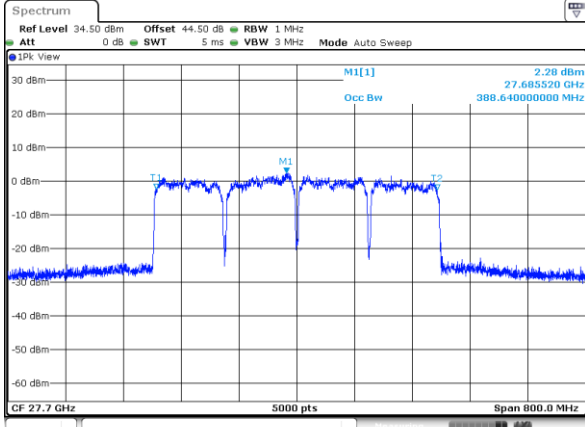




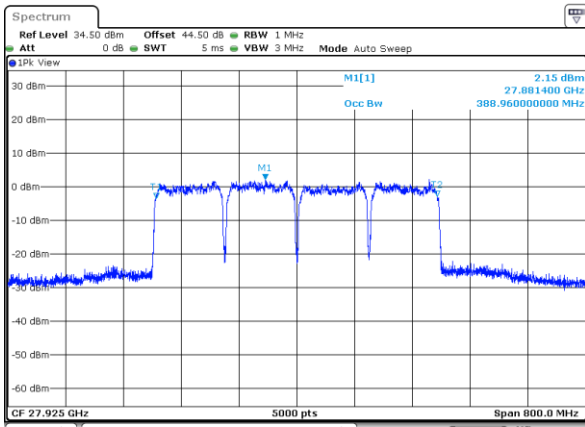
CP-OFDM Module 0

NR Band n261

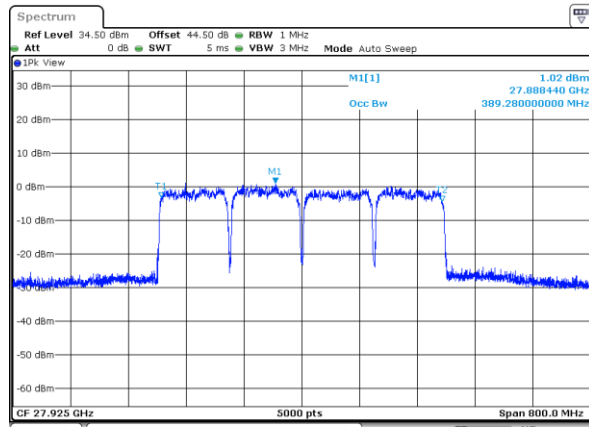
Lowest Channel / 400MHz / QPSK



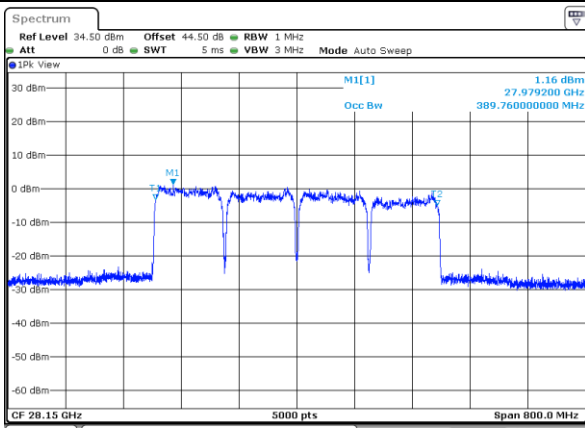
Middle Channel / 400MHz / QPSK



Middle Channel / 400MHz / 16QAM

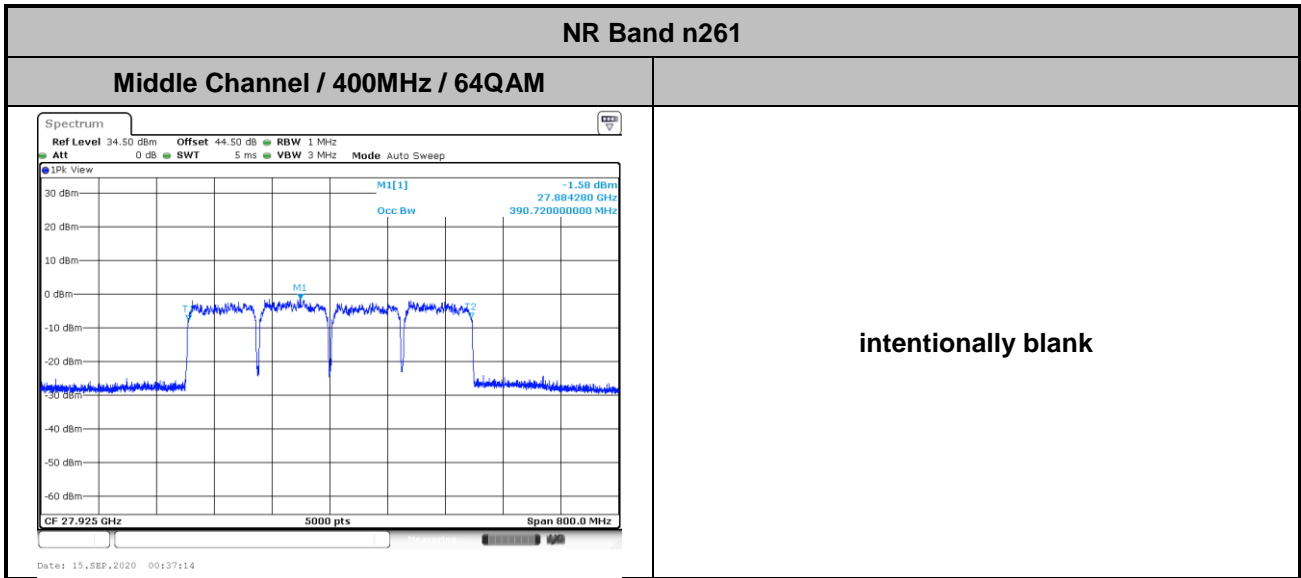


Highest Channel / 400MHz / QPSK





CP-OFDM Module 0





Radiated Out of Band Emissions

Mode			DFT-s-OFDM Module 0 NR Band n261 : BE (dBm) 1 RB											
BW			50MHz				100MHz				400MHz			
Limit (dBm)			BPSK	QPSK	16QAM	64QAM	BPSK	QPSK	16QAM	64QAM	BPSK	QPSK	16QAM	64QAM
Low CH	0~10%OB	≤-5	-17.3	-15.97	-	-	-18.4	-16.5	-	-	-29.52	-28.82	-	-
	>10%OB	≤-13	-29.93	-29.46	-	-	-31.01	-30.09	-	-	-31.96	-29.01	-	-
High CH	0~10%OB	≤-5	-24.50	-24.03	-	-	-22.29	-21.18	-	-	-30.89	-29	-	-
	>10%OB	≤-13	-32.25	-32.25	-	-	-32.56	-32.34	-	-	-32.71	-32.39	-	-
Result			Compliance											

Mode			CP-OFDM Module 0 NR Band n261 : BE (dBm) 1 RB								
BW			50MHz			100MHz			400MHz		
Limit (dBm)			QPSK	16QAM	64QAM	QPSK	16QAM	64QAM	QPSK	16QAM	64QAM
Low CH	0~10%OB	≤-5	-18.57	-	-	-19.77	-	-	-28.37	-	-
	>10%OB	≤-13	-29.84	-	-	-31.63	-	-	-28.28	-	-
High CH	0~10%OB	≤-5	-23.82	-	-	-24.95	-	-	-29.82	-	-
	>10%OB	≤-13	-32.36	-	-	-32.5	-	-	-32.14	-	-
Result			Compliance								

Mode			DFT-s-OFDM Module 0 NR Band n261 : BE (dBm) Full RB											
BW			50MHz				100MHz				400MHz			
Limit (dBm)			BPSK	QPSK	16QAM	64QAM	BPSK	QPSK	16QAM	64QAM	BPSK	QPSK	16QAM	64QAM
Low CH	0~10%OB	≤-5	-27.4	-25.51	-	-	-29.27	-26.97	-	-	-31.74	-30.87	-	-
	>10%OB	≤-13	-31.19	-28.32	-	-	-32.6	-30.53	-	-	-32.52	-31.16	-	-
High CH	0~10%OB	≤-5	-30.3	-27.36	-	-	-32.39	-29.93	-	-	-33.13	-33.21	-	-
	>10%OB	≤-13	-32.35	-29.69	-	-	-32.6	-32.02	-	-	-32.52	-32.78	-	-
Result			Compliance											

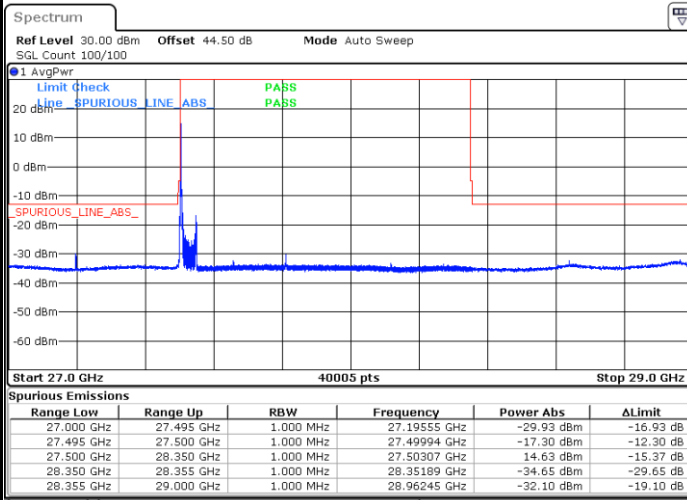
Mode			CP-OFDM Module 0 NR Band n261 : BE (dBm) Full RB								
BW			50MHz			100MHz			400MHz		
Limit (dBm)			QPSK	16QAM	64QAM	QPSK	16QAM	64QAM	QPSK	16QAM	64QAM
Low CH	0~10%OB	≤-5	-26.76	-	-	-28.91	-	-	-32.66	-	-
	>10%OB	≤-13	-28.7	-	-	-31.01	-	-	-32.95	-	-
High CH	0~10%OB	≤-5	-28.19	-	-	-30.1	-	-	-33.43	-	-
	>10%OB	≤-13	-31.25	-	-	-32.63	-	-	-32.8	-	-
Result			Compliance								



DFT-s-OFDM Module 0

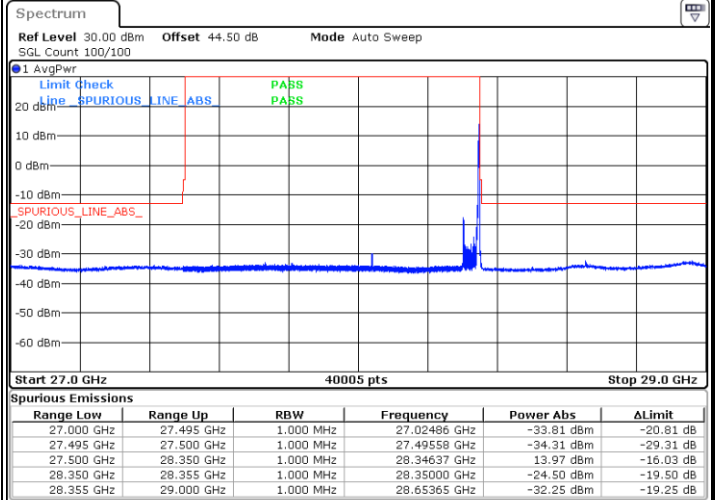
NR Band n261 / 50MHz / BPSK

Lowest Band Edge / 1 RB



Date: 5.SEP.2020 11:56:28

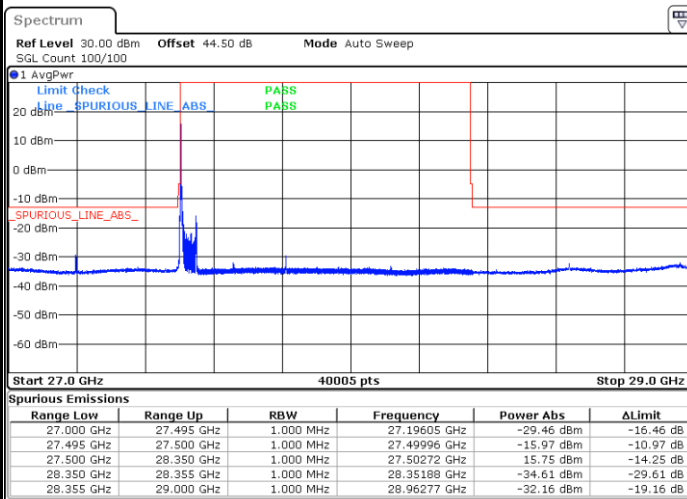
Highest Band Edge / 1 RB



Date: 5.SEP.2020 14:28:12

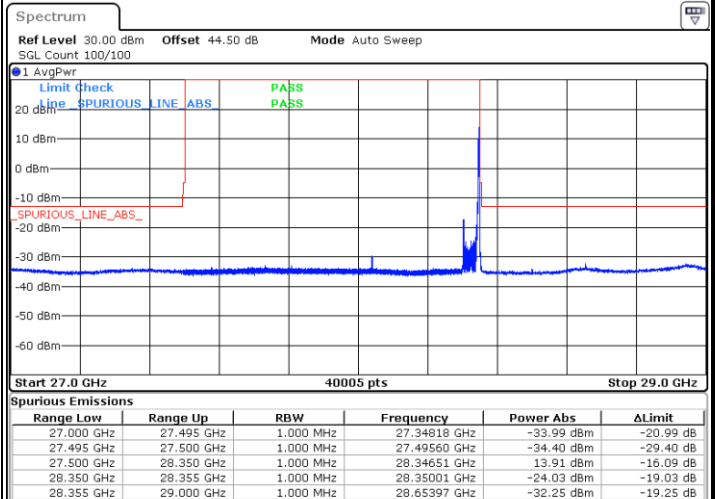
NR Band n261 / 50MHz / QPSK

Lowest Band Edge / 1 RB



Date: 5.SEP.2020 11:58:55

Highest Band Edge / 1 RB



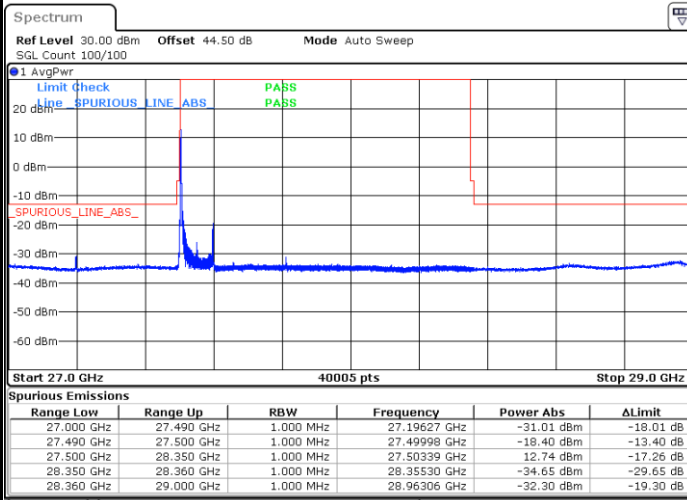
Date: 5.SEP.2020 14:27:04



DFT-s-OFDM Module 0

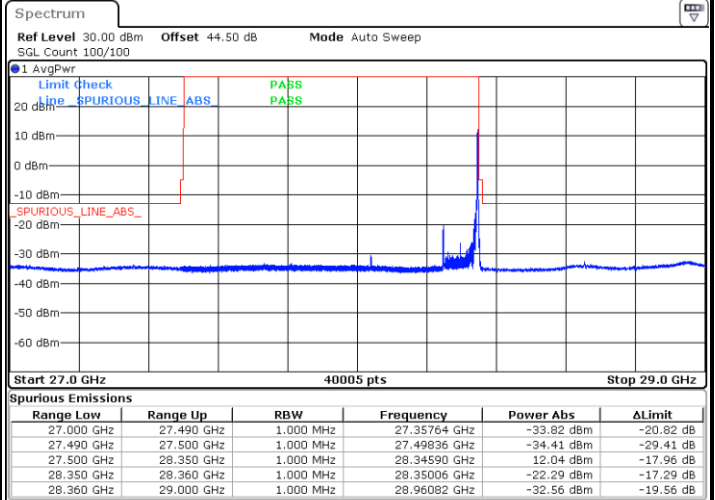
NR Band n261 / 100MHz / BPSK

Lowest Band Edge / 1 RB



Date: 5.SEP.2020 11:20:02

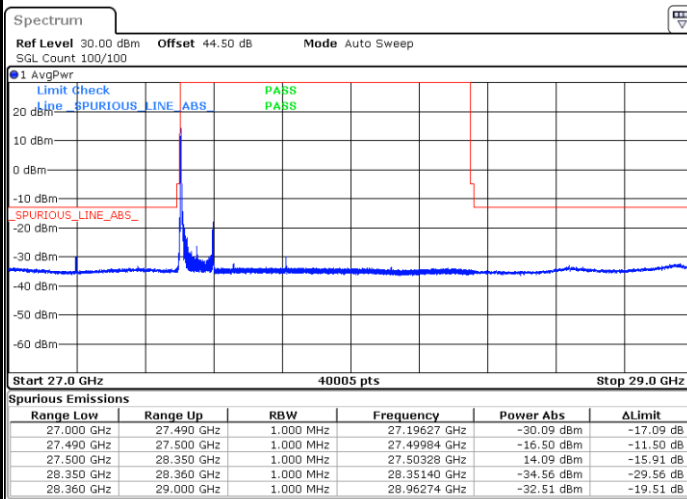
Highest Band Edge / 1 RB



Date: 5.SEP.2020 12:50:57

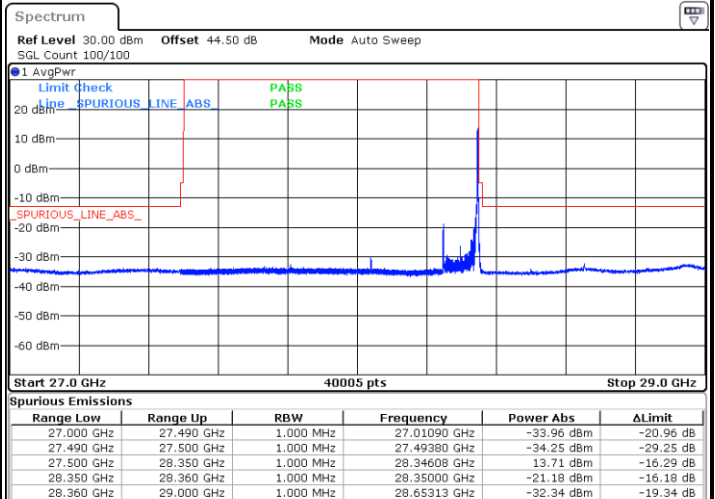
NR Band n261 / 100MHz / QPSK

Lowest Band Edge / 1 RB



Date: 5.SEP.2020 11:22:56

Highest Band Edge / 1 RB



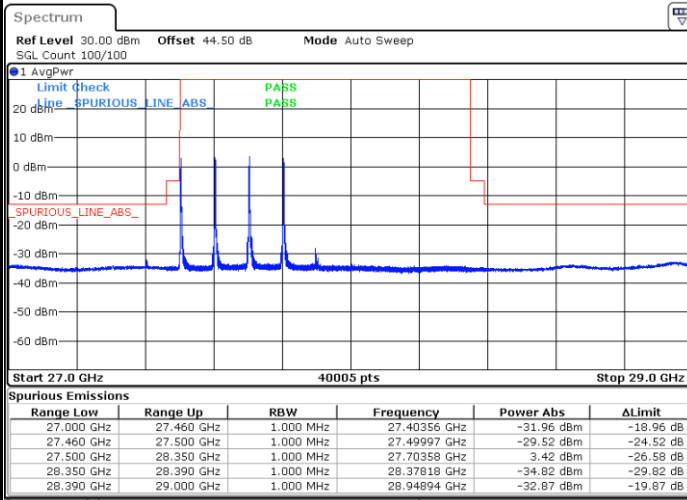
Date: 5.SEP.2020 12:50:09



DFT-s-OFDM Module 0

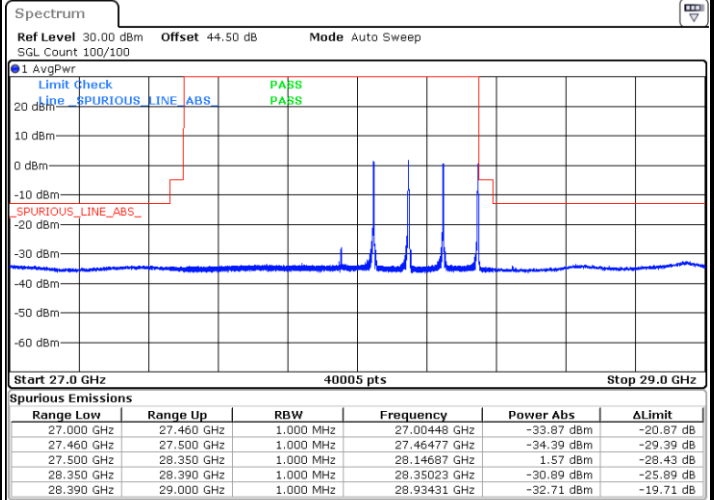
NR Band n261 / 400MHz / BPSK

Lowest Band Edge / 1 RB



Date: 16.SEP.2020 21:31:40

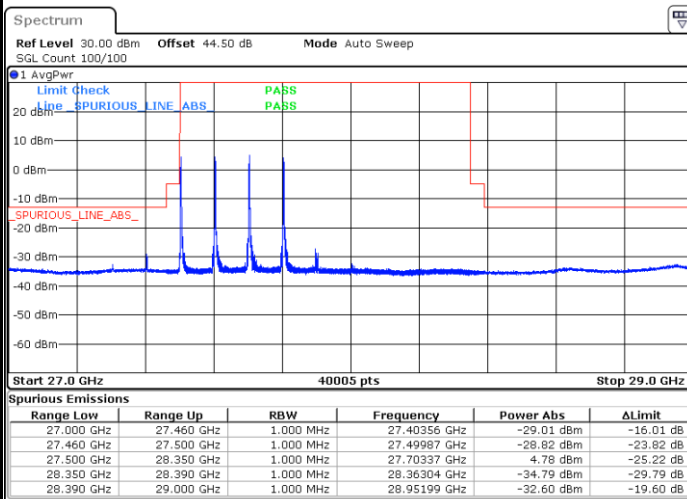
Highest Band Edge / 1 RB



Date: 16.SEP.2020 23:32:21

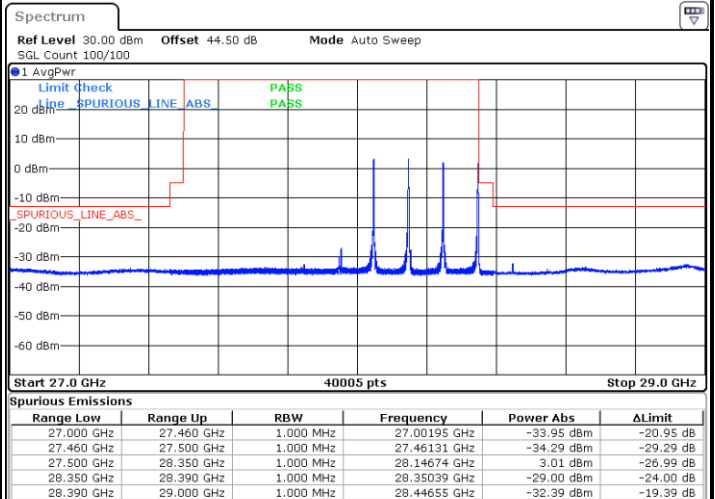
NR Band n261 / 50MHz / QPSK

Lowest Band Edge / 1 RB



Date: 16.SEP.2020 21:34:56

Highest Band Edge / 1 RB



Date: 16.SEP.2020 23:31:24

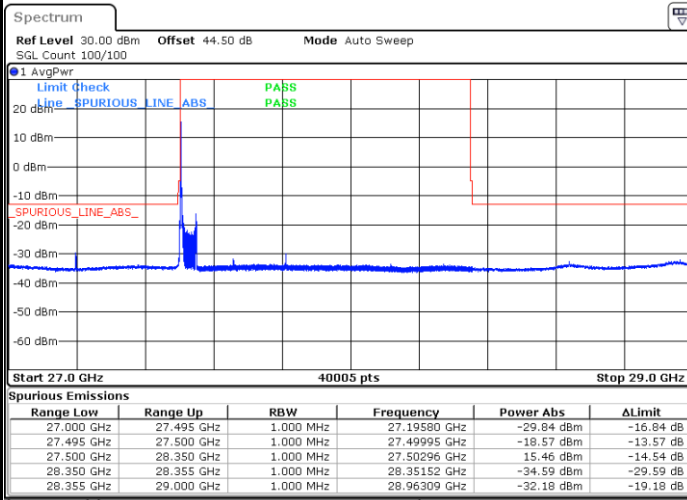


CP-OFDM Module 0

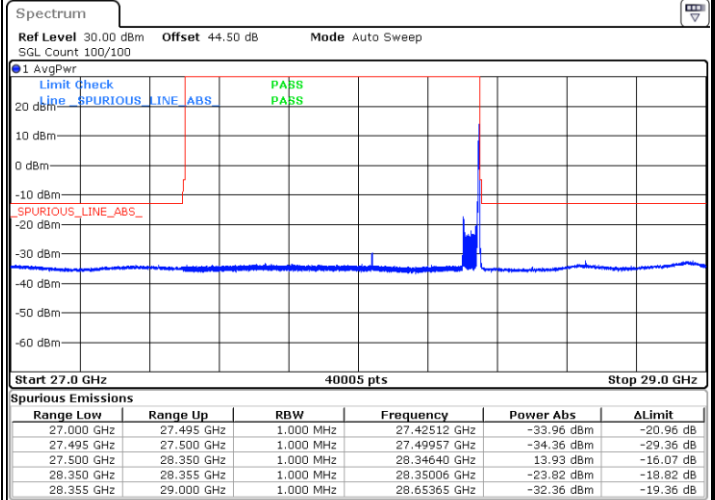
NR Band n261 / 50MHz / QPSK

Lowest Band Edge / 1 RB

Highest Band Edge / 1 RB



Date: 5.SEP.2020 12:19:23



Date: 5.SEP.2020 15:12:37

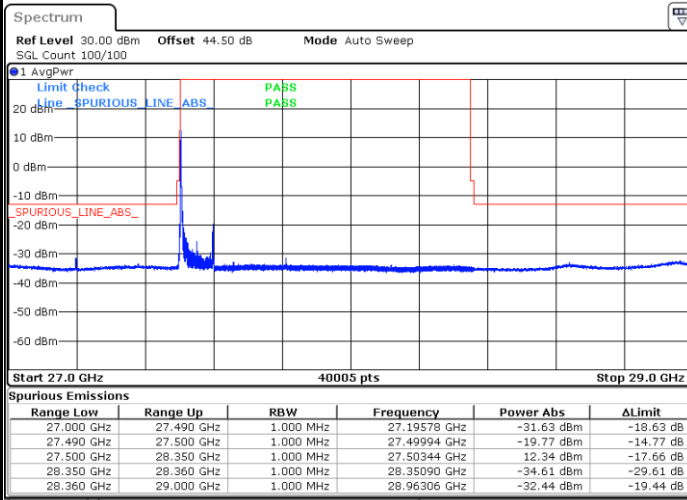


CP-OFDM Module 0

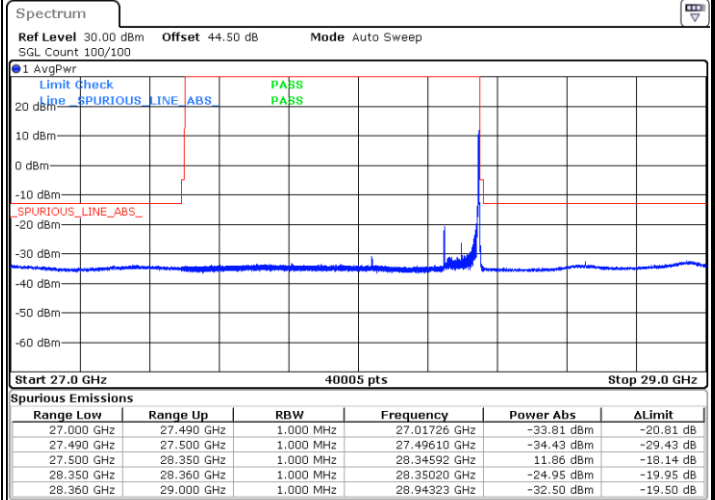
NR Band n261 / 100MHz / QPSK

Lowest Band Edge / 1 RB

Highest Band Edge / 1 RB



Date: 5.SEP.2020 11:40:01



Date: 5.SEP.2020 13:15:18

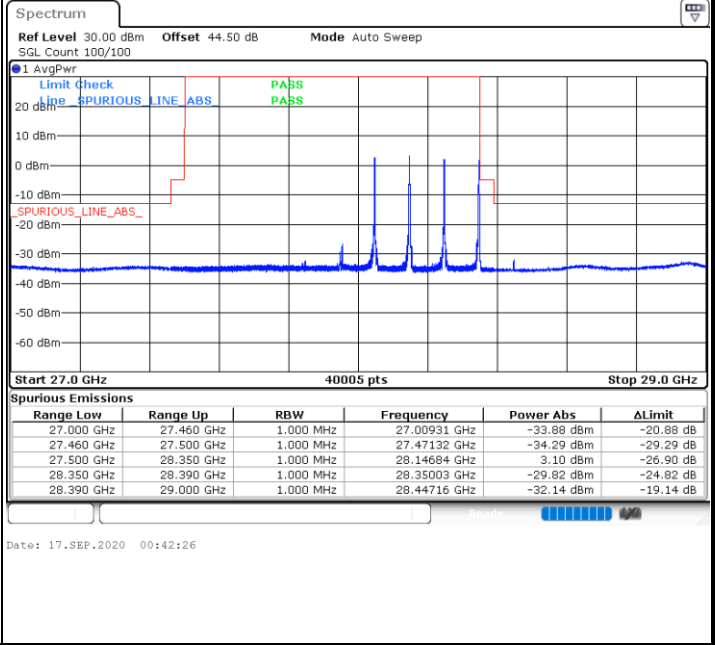
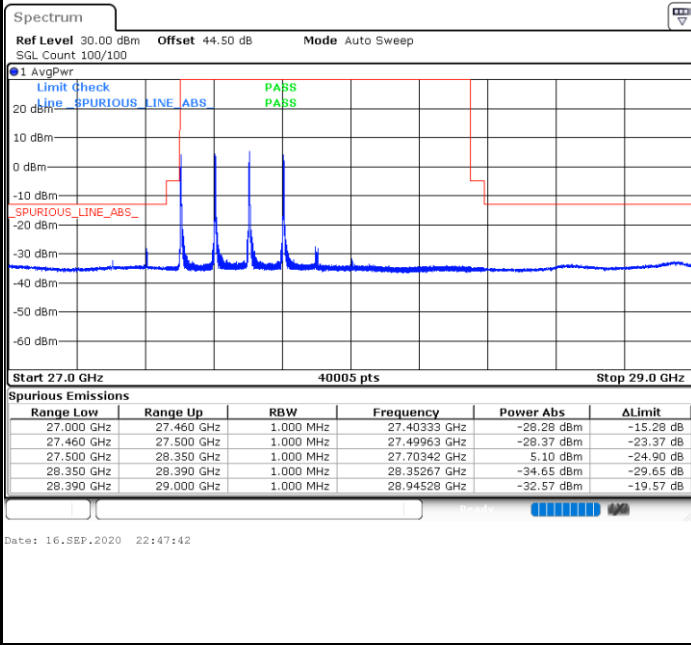


CP-OFDM Module 0

NR Band n261 / 400MHz / QPSK

Lowest Band Edge / 1 RB

Highest Band Edge / 1 RB

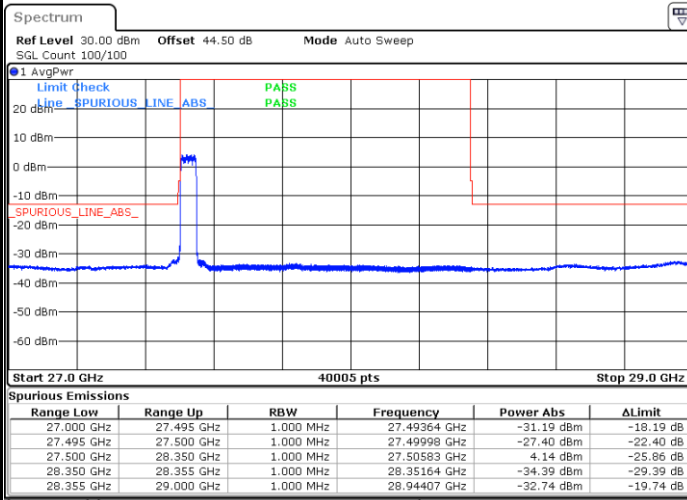




DFT-s-OFDM Module 0

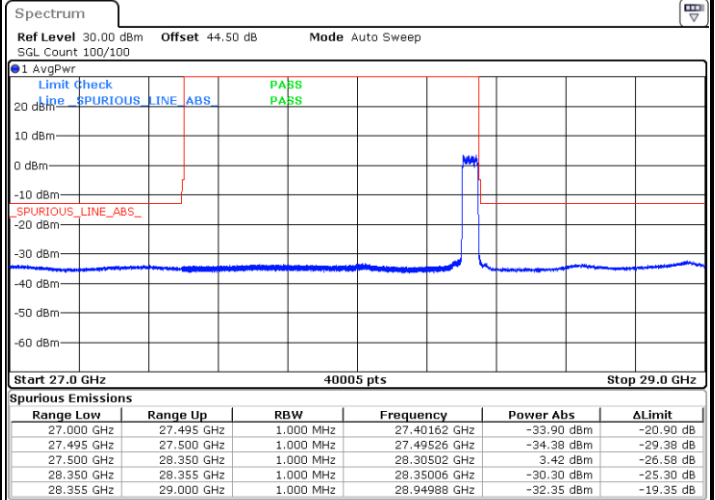
NR Band n261 / 50MHz / BPSK

Lowest Band Edge / Full RB



Date: 5.SEP.2020 12:09:24

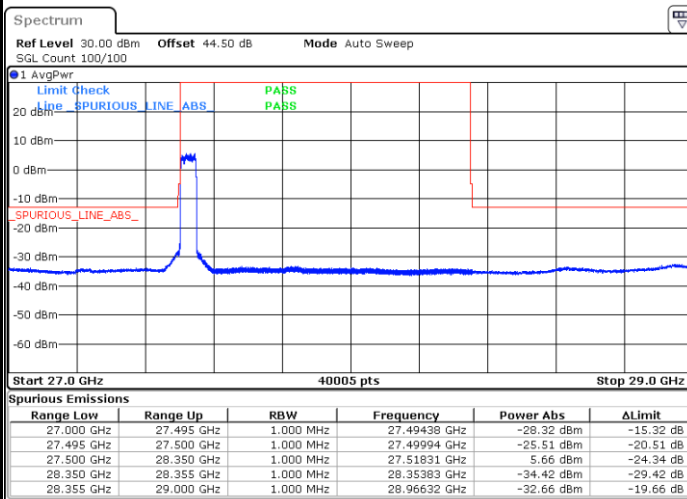
Highest Band Edge / Full RB



Date: 5.SEP.2020 14:29:13

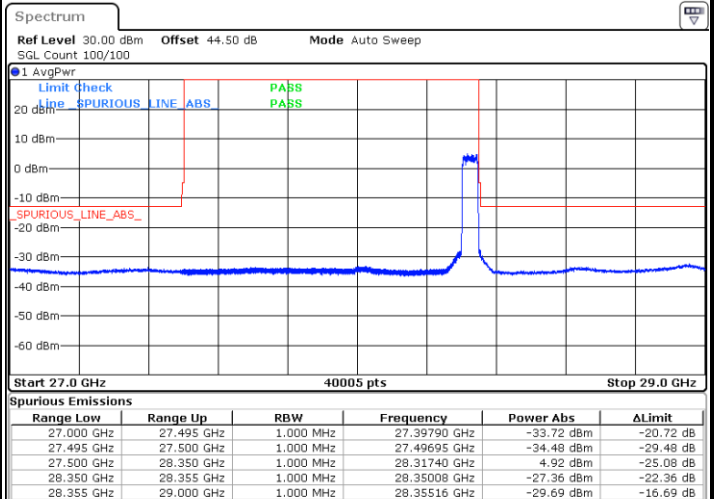
NR Band n261 / 50MHz / QPSK

Lowest Band Edge / Full RB



Date: 5.SEP.2020 12:07:39

Highest Band Edge / Full RB



Date: 5.SEP.2020 14:45:17