


## Appendix B. Test Setup Photos

<Radiated Emission>


<NB Mode>

LF





**HF**



**1GHz ~ 18GHz**



**18GHz ~ 40GHz**




**40GHz ~ 60GHz****60GHz ~ 90GHz**

**90GHz ~ 140GHz****140GHz ~ 200GHz**




<TB Mode>

LF






**HF**



**1GHz ~ 18GHz**



**18GHz ~ 40GHz**



**40GHz ~ 60GHz****60GHz ~ 90GHz**

**90GHz ~ 140GHz****140GHz ~ 200GHz**

—————THE END—————