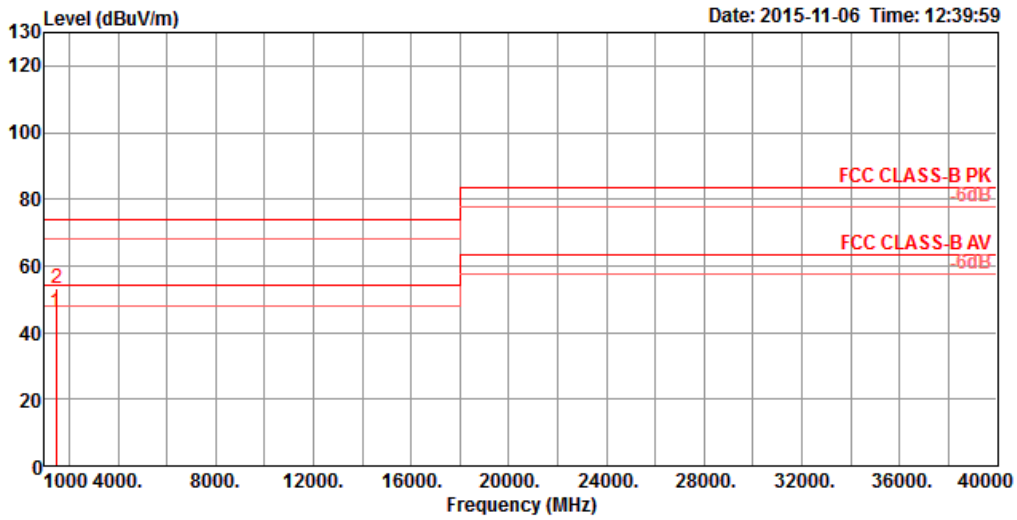


Appendix B. Radiated Emission Co-location Report

1. Results of Radiated Emissions for Co-located

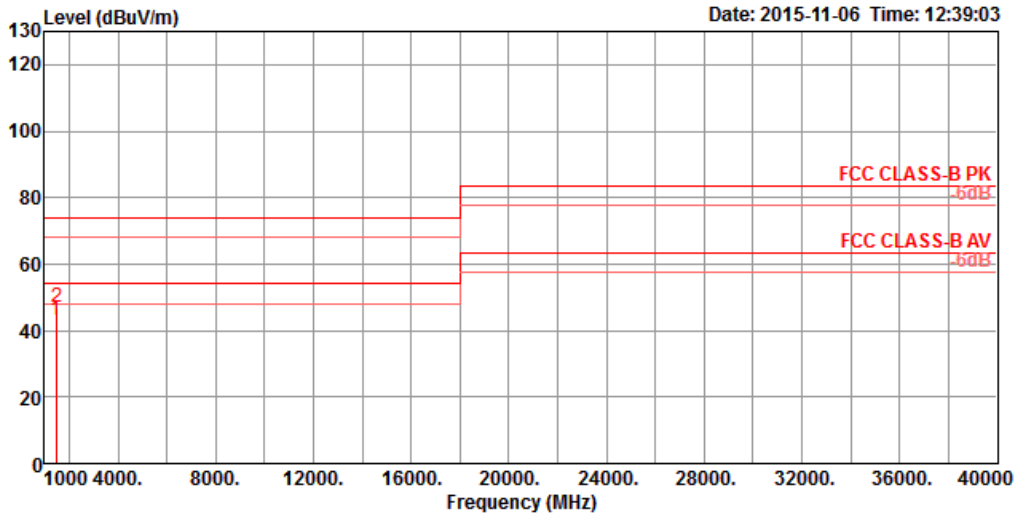
Temperature	27°C	Humidity	53%
Test Engineer	YC Chen	Configurations	Mode 1. 2.4GHz WLAN function + 60GHz WiGig function

Horizontal



	Freq	Level	Limit	Over	Read	Cable	Preamp	Antenna	A/Pos	T/Pos	Remark
	MHz	dBuV/m	dBuV/m	dB	dBuV	dB	dB	dB/m	cm	deg	
1	1483.56	45.92	54.00	-8.08	51.77	4.16	35.28	25.27	HORIZONTAL	104	187 Average
2	1483.92	53.44	74.00	-20.56	59.28	4.16	35.28	25.28	HORIZONTAL	104	187 Peak

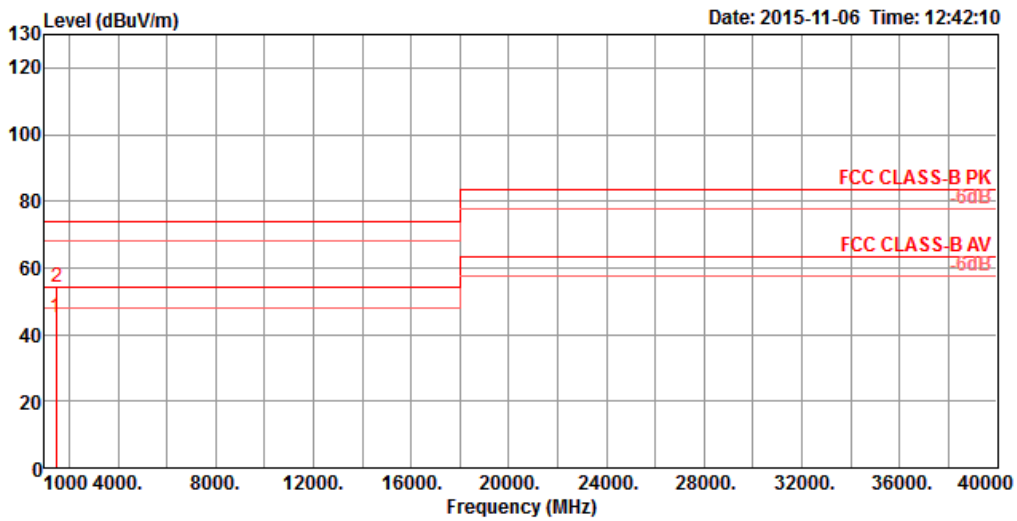
Vertical



	Freq	Level	Limit Line	Over Limit	Read Level	Cable Loss	Preamp Factor	Antenna Factor	Pol/Phase	A/Pos	T/Pos	Remark
	MHz	dBuV/m	dBuV/m	dB	dBuV	dB	dB	dB/m		cm	deg	
1	1483.58	43.29	54.00	-10.71	49.14	4.16	35.28	25.27	VERTICAL	120	148	Average
2	1483.80	46.89	74.00	-27.11	52.73	4.16	35.28	25.28	VERTICAL	120	148	Peak

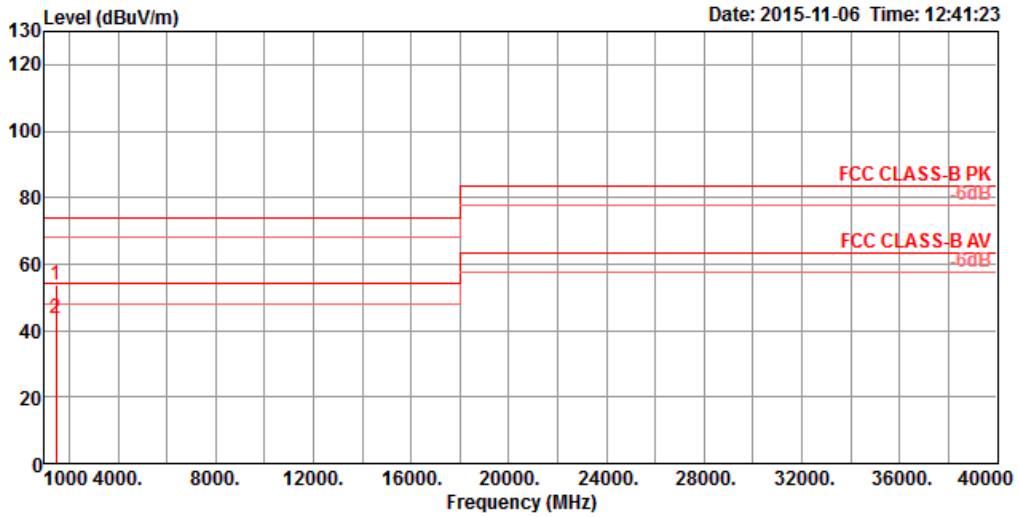
Temperature	27°C	Humidity	53%
Test Engineer	YC Chen	Configurations	Mode 2. 5GHz WLAN function + 60GHz WiGig function

Horizontal



	Freq	Level	Limit	Over	Read	Cable	Preamp	Antenna		A/Pos	T/Pos	Remark
	MHz	dBuV/m	dBuV/m	dB	dBuV	dB	dB	dB/m		cm	deg	
1	1483.58	45.12	54.00	-8.88	50.97	4.16	35.28	25.27	HORIZONTAL	100	158	Average
2	1483.88	54.28	74.00	-19.72	60.12	4.16	35.28	25.28	HORIZONTAL	100	158	Peak

Vertical



	Freq	Level	Limit	Over	Read	Cable	Preamp	Antenna		A/Pos	T/Pos	Remark
	MHz	dBuV/m	dBuV/m	dB	dBuV	dB	dB	dB/m	Pol/Phase	cm	deg	
1	1483.32	53.55	74.00	-20.45	59.40	4.16	35.28	25.27	VERTICAL	100	218	Peak
2	1483.54	43.61	54.00	-10.39	49.46	4.16	35.28	25.27	VERTICAL	100	218	Average