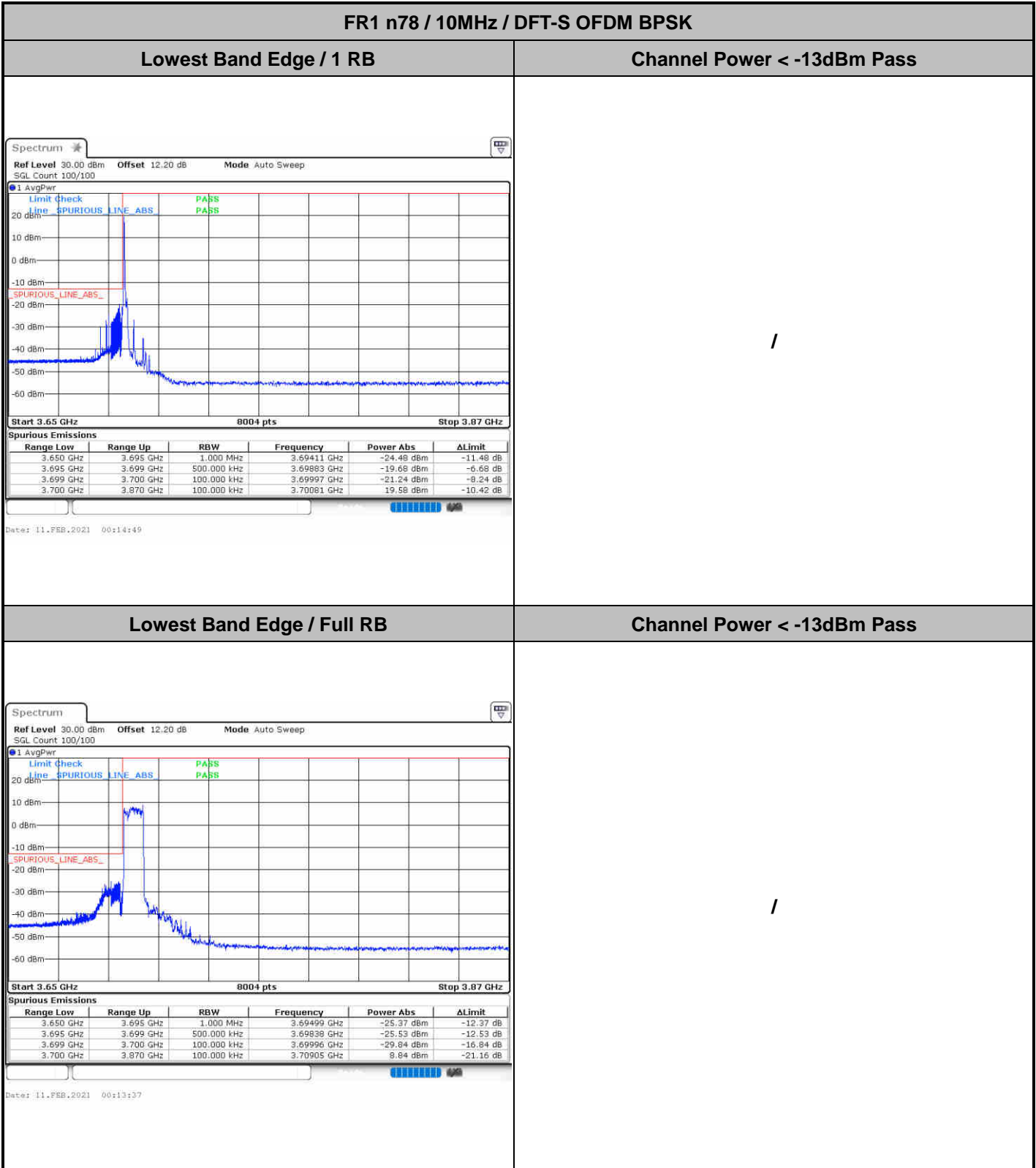




# Conducted Band Edge

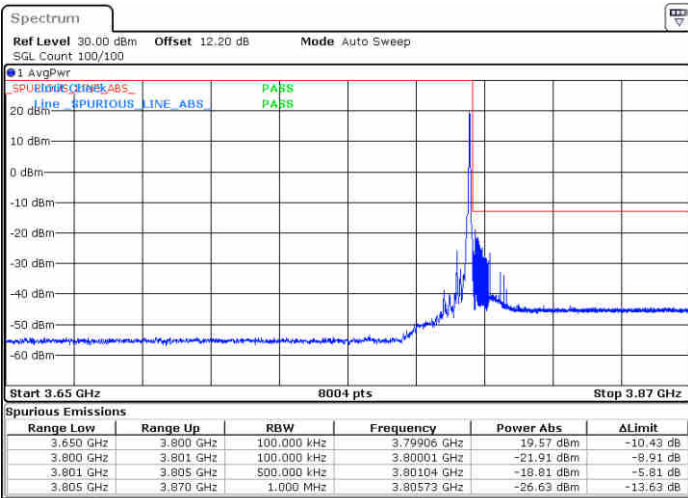




FR1 n78 / 10MHz / DFT-S OFDM BPSK

Highest Band Edge / 1 RB

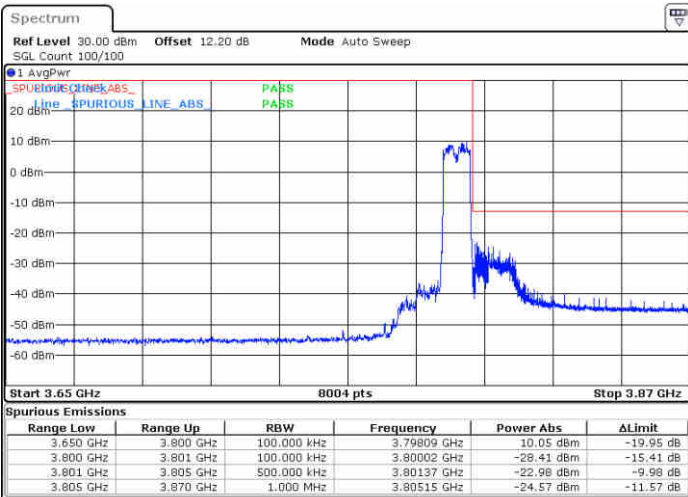
Channel Power < -13dBm Pass



Date: 11.FEB.2021 00:16:09

Highest Band Edge / Full RB

Channel Power < -13dBm Pass



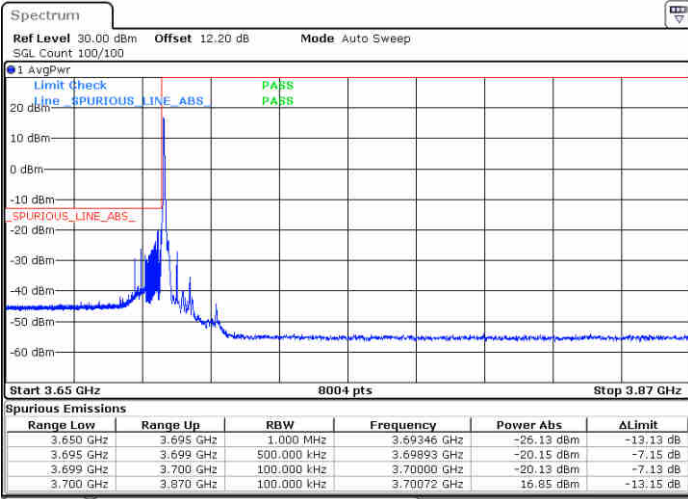
Date: 11.FEB.2021 00:16:31



FR1 n78 / 10MHz / DFT-S OFDM QPSK

Lowest Band Edge / 1 RB

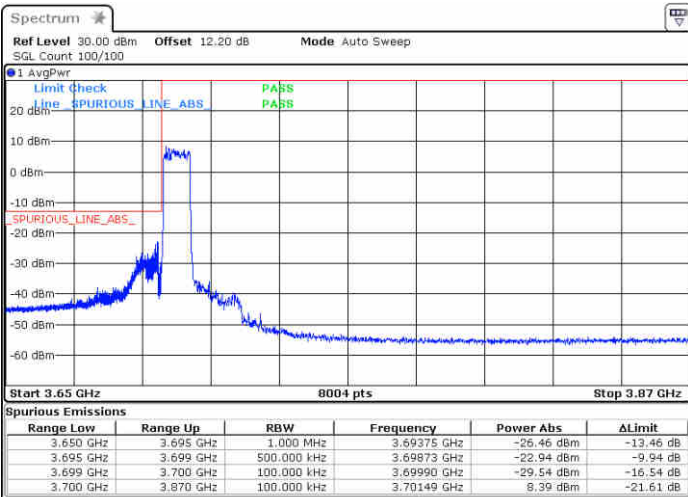
Channel Power < -13dBm Pass



Date: 11.FEB.2021 00:15:00

Lowest Band Edge / Full RB

Channel Power < -13dBm Pass



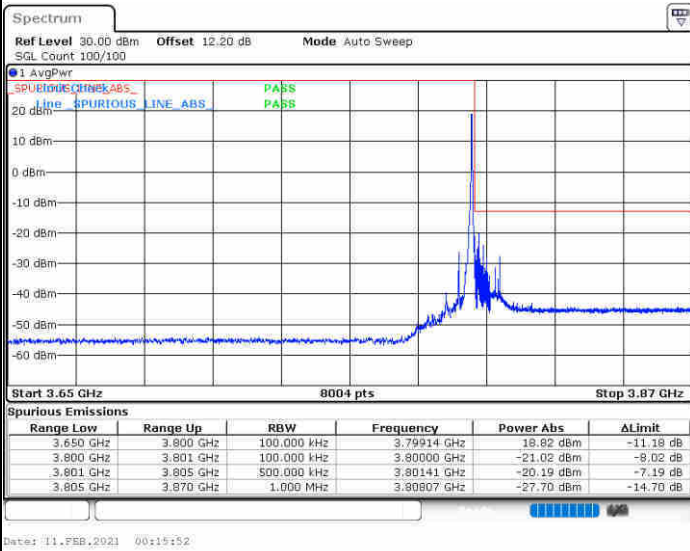
Date: 11.FEB.2021 00:08:35



FR1 n78 / 10MHz / DFT-S OFDM QPSK

Highest Band Edge / 1 RB

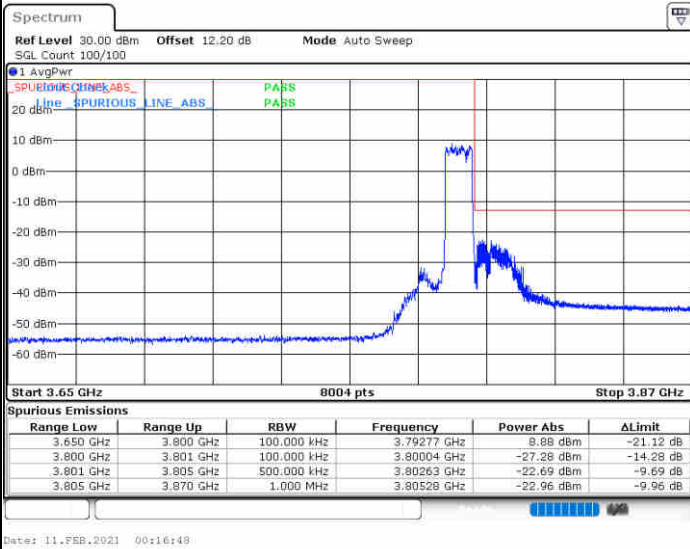
Channel Power < -13dBm Pass



/

Highest Band Edge / Full RB

Channel Power < -13dBm Pass



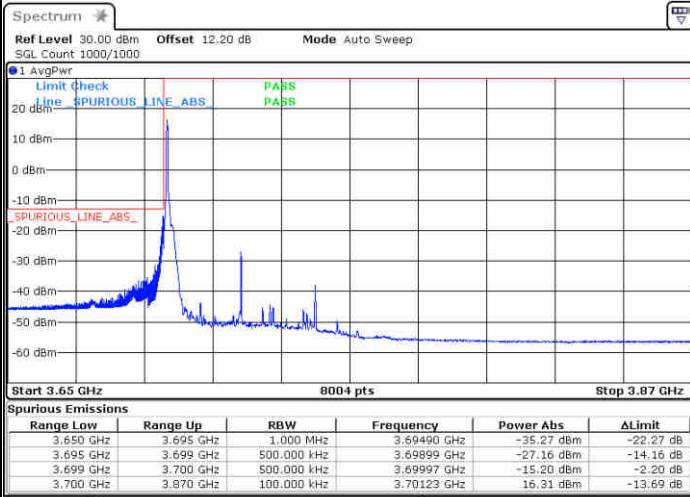
/



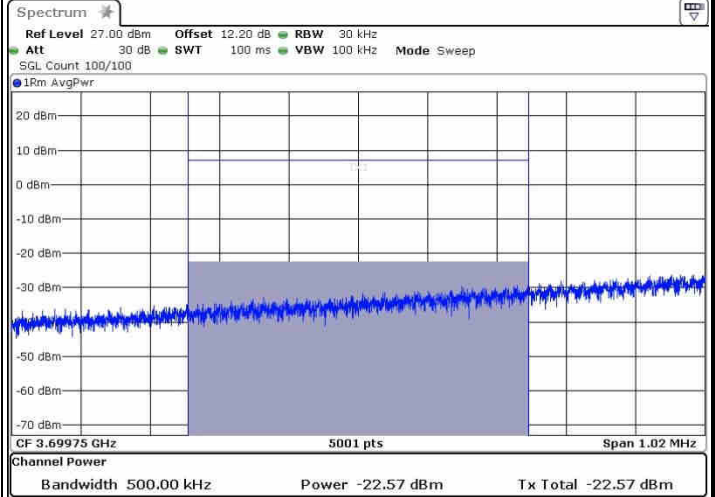
FR1 n78 / 50MHz / DFT-S OFDM BPSK

Lowest Band Edge / 1 RB

Channel Power < -13dBm Pass



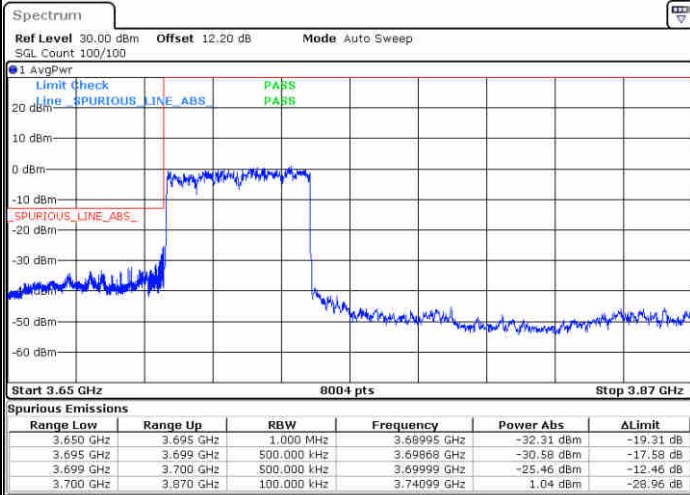
Date: 30.JAN.2021 03:55:27



Date: 30.JAN.2021 04:26:21

Lowest Band Edge / Full RB

Channel Power < -13dBm Pass



Date: 30.JAN.2021 03:57:05

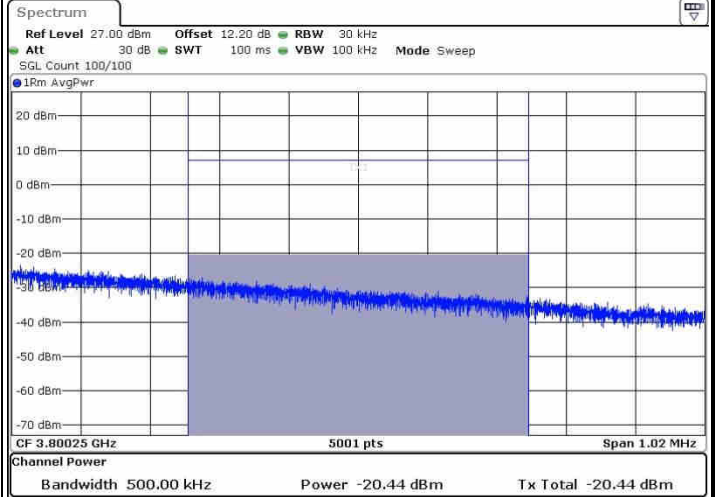
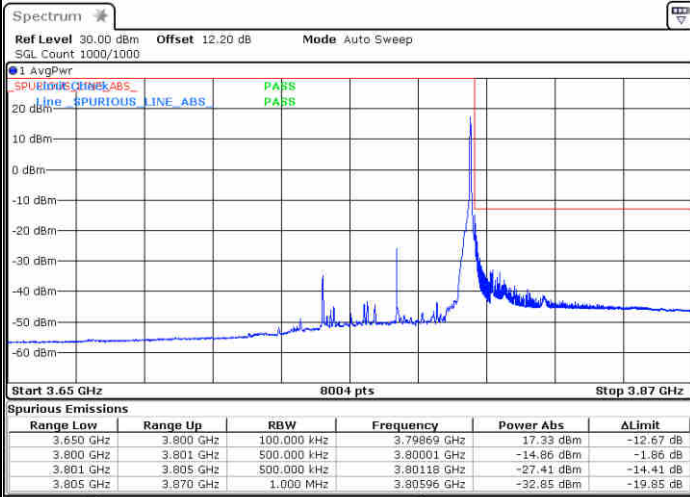




FR1 n78 / 50MHz / DFT-S OFDM BPSK

Highest Band Edge / 1 RB

Channel Power < -13dBm Pass

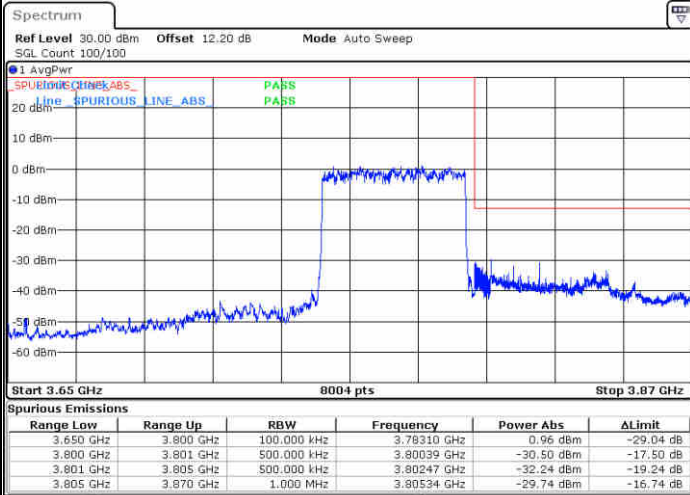


Date: 30.JAN.2021 04:01:55

Date: 30.JAN.2021 04:23:10

Highest Band Edge / Full RB

Channel Power < -13dBm Pass



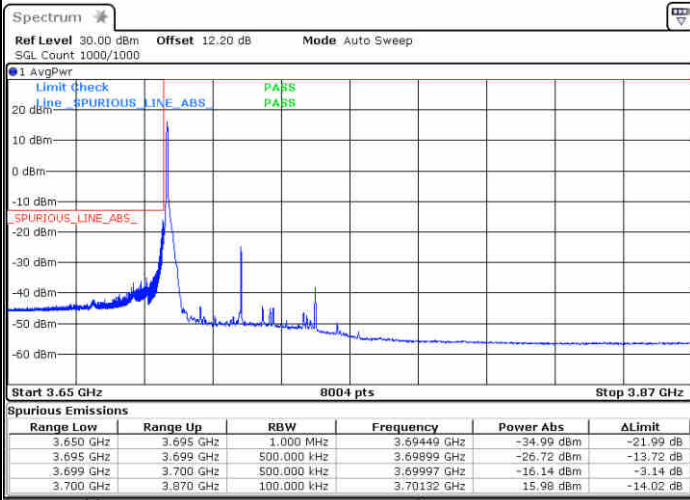
Date: 30.JAN.2021 03:59:11



FR1 n78 / 50MHz / DFT-S OFDM QPSK

Lowest Band Edge / 1 RB

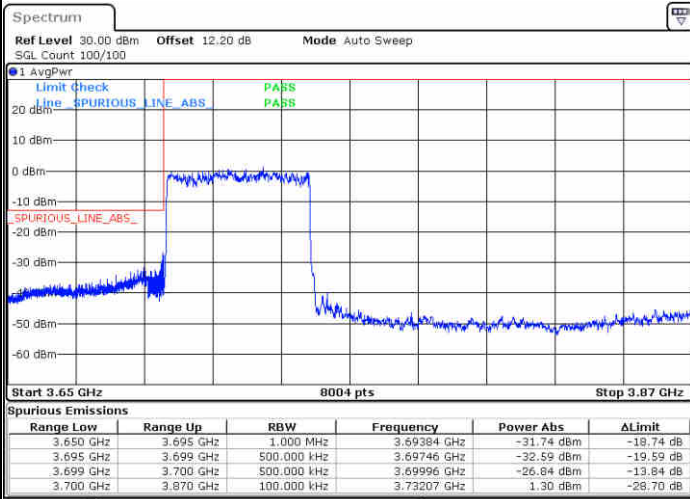
Channel Power < -13dBm Pass



Date: 30 JAN 2021 03:41:07

Lowest Band Edge / Full RB

Channel Power < -13dBm Pass



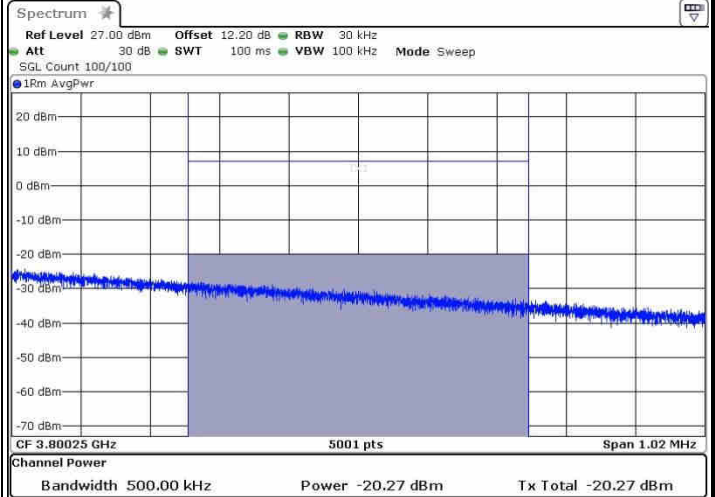
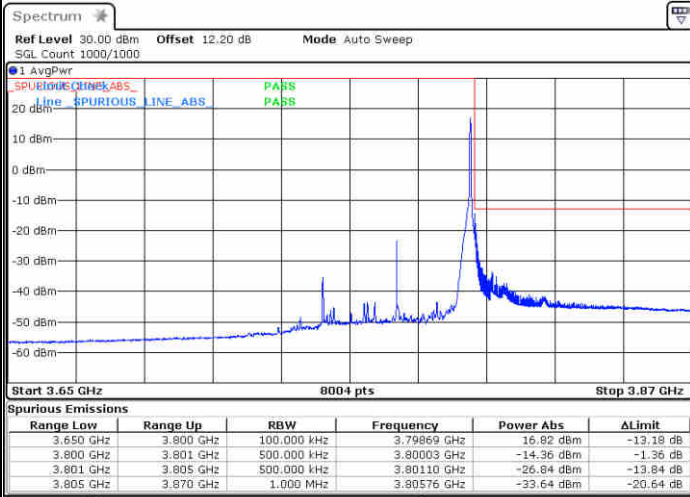
Date: 30 JAN 2021 03:57:28



FR1 n78 / 50MHz / DFT-S OFDM QPSK

Highest Band Edge / 1 RB

Channel Power < -13dBm Pass

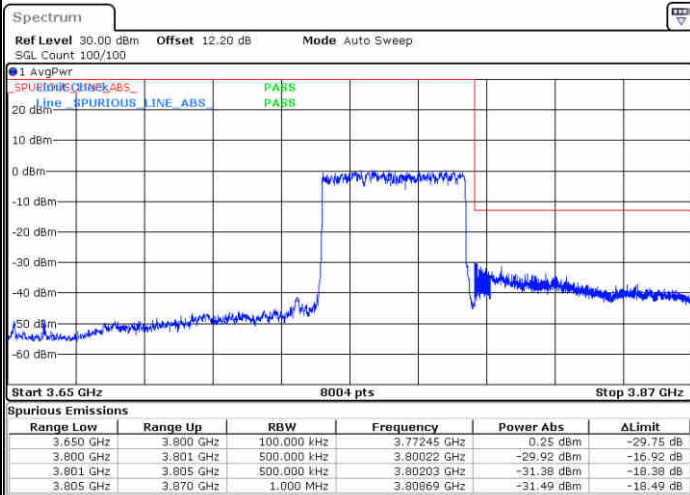


Date: 30.JAN.2021 04:09:13

Date: 30.JAN.2021 04:19:49

Highest Band Edge / Full RB

Channel Power < -13dBm Pass



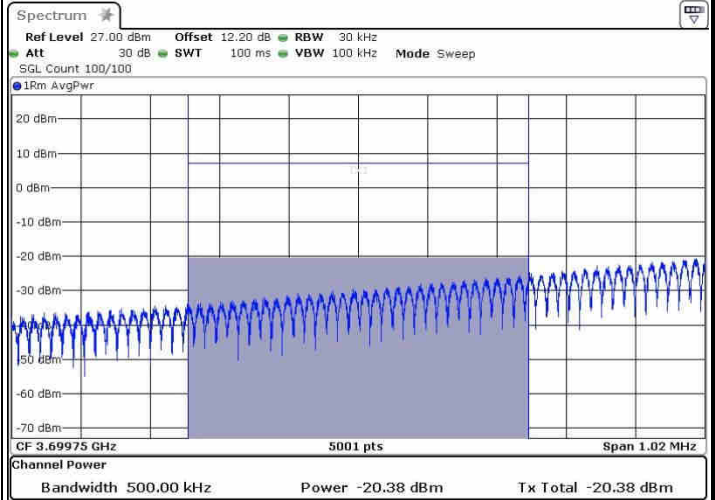
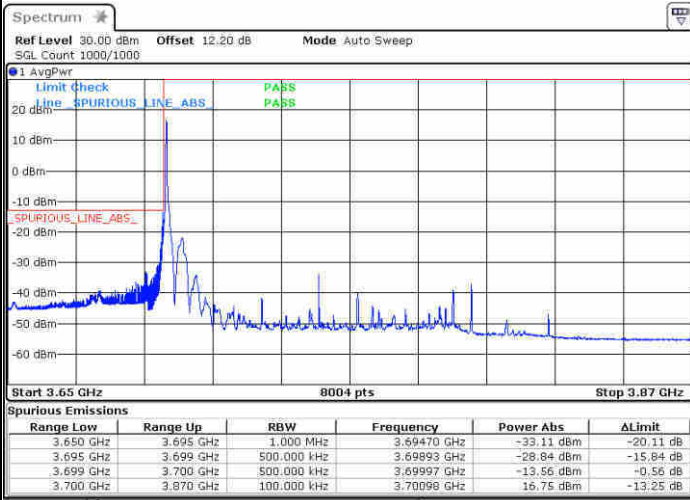
Date: 30.JAN.2021 03:57:46



FR1 n78 / 100MHz / DFT-S OFDM BPSK

Lowest Band Edge / 1 RB

Channel Power < -13dBm Pass

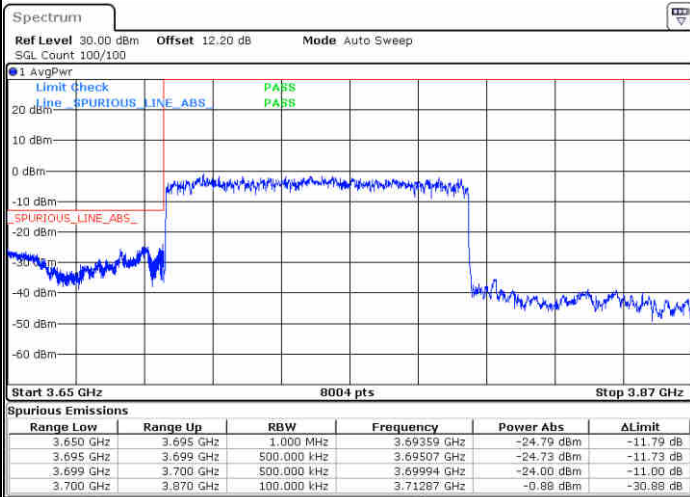


Date: 11.FEB.2021 00:28:40

Date: 11.FEB.2021 00:29:48

Lowest Band Edge / Full RB

Channel Power < -13dBm Pass



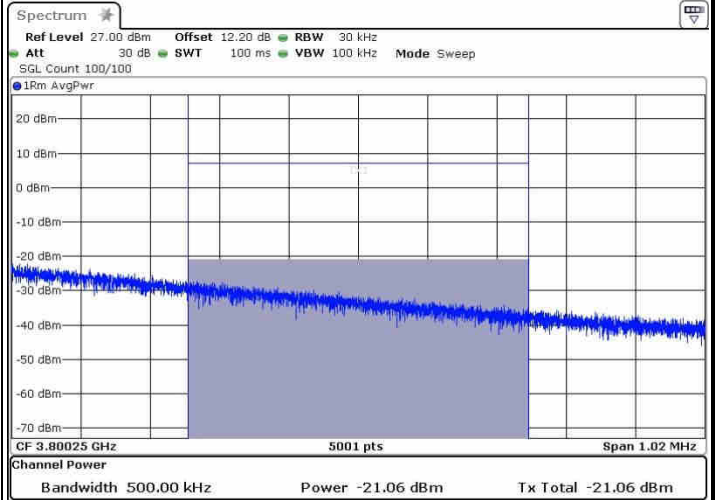
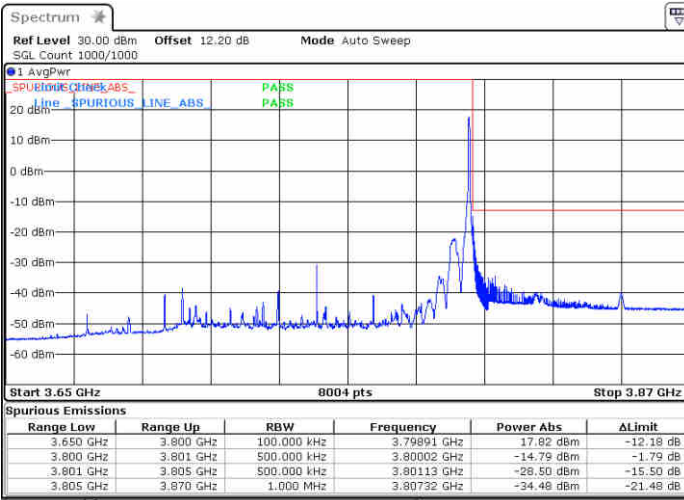
Date: 11.FEB.2021 00:31:55



FR1 n78 / 100MHz / DFT-S OFDM BPSK

Highest Band Edge / 1 RB

Channel Power < -13dBm Pass

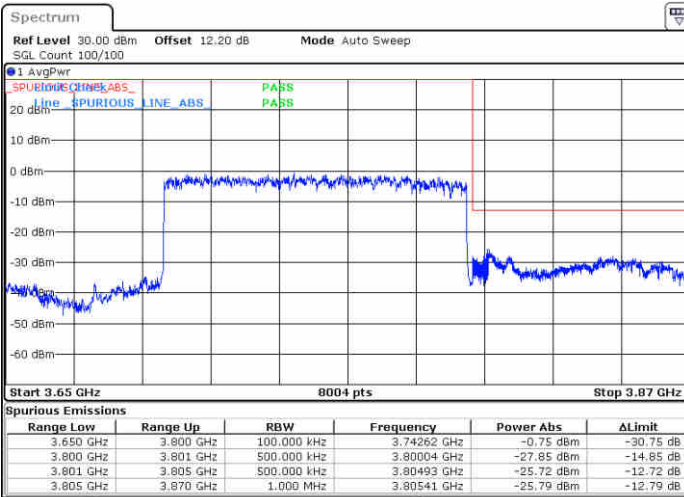


Date: 11.FEB.2021 00:35:11

Date: 11.FEB.2021 00:36:47

Highest Band Edge / Full RB

Channel Power < -13dBm Pass



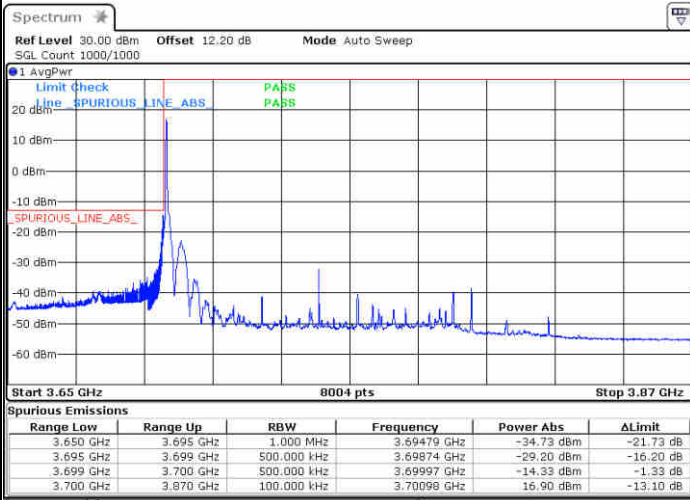
Date: 11.FEB.2021 00:32:14



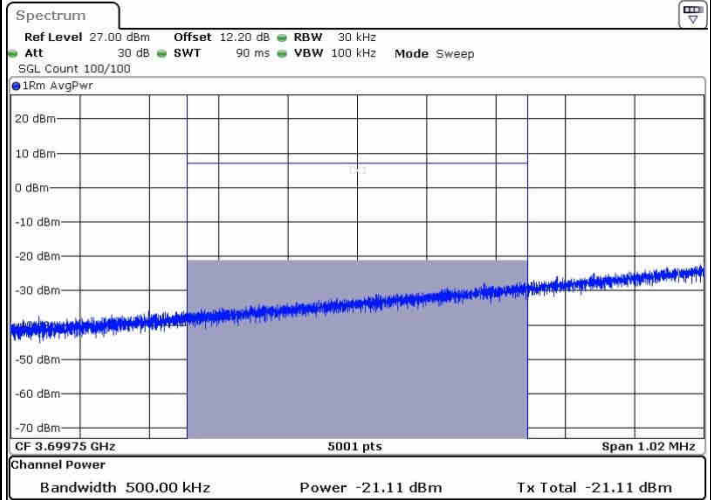
FR1 n78 / 100MHz / DFT-S OFDM QPSK

Lowest Band Edge / 1 RB

Channel Power < -13dBm Pass



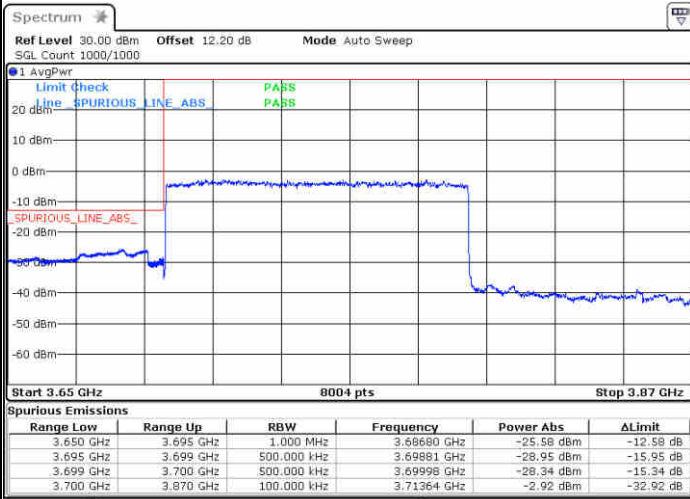
Date: 11.FEB.2021 00:27:26



Date: 11.FEB.2021 00:30:18

Lowest Band Edge / Full RB

Channel Power < -13dBm Pass



Date: 11.FEB.2021 00:31:36

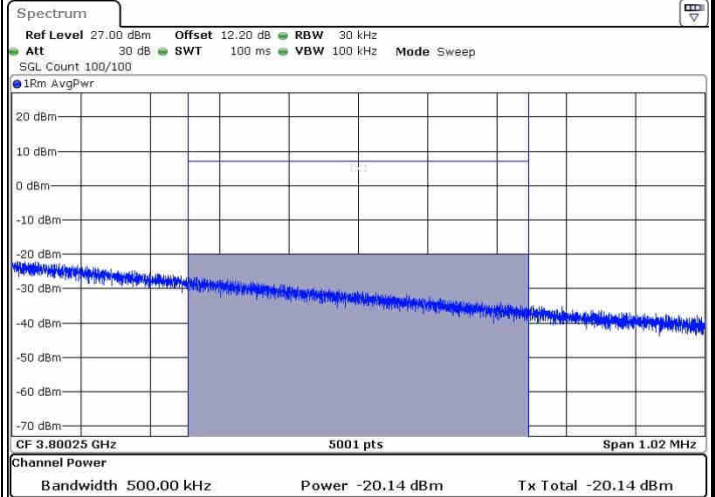
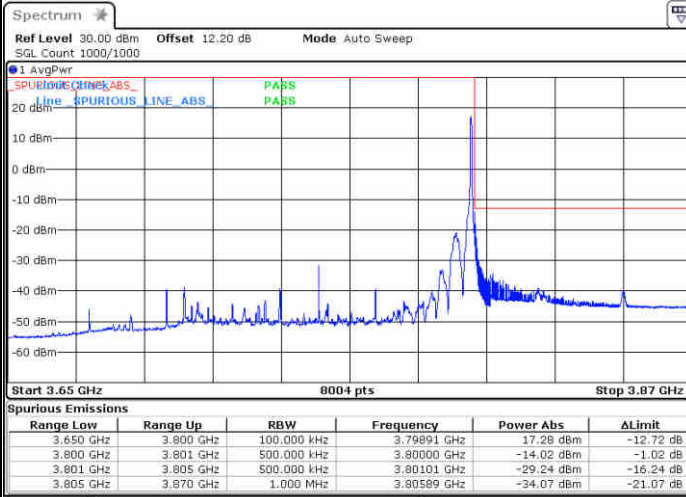
/



FR1 n78 / 100MHz / DFT-S OFDM QPSK

Highest Band Edge / 1 RB

Channel Power < -13dBm Pass

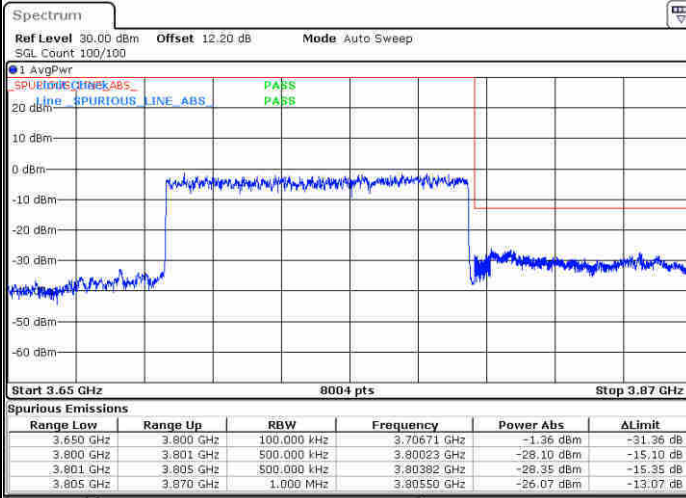


Date: 11.FEB.2021 00:33:21

Date: 11.FEB.2021 00:37:07

Highest Band Edge / Full RB

Channel Power < -13dBm Pass



Date: 11.FEB.2021 00:32:32

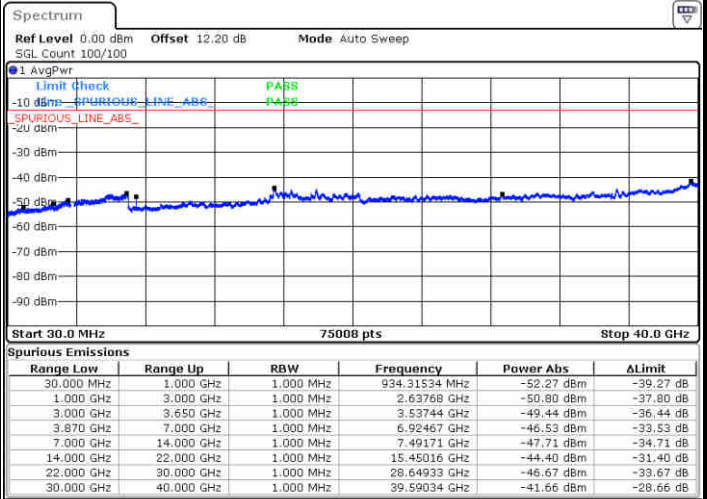
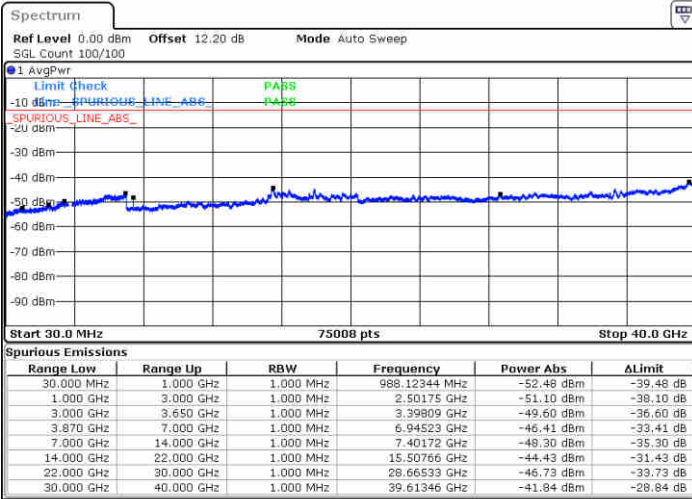


# Conducted Spurious Emission

FR1 n78 / 10MHz / DFT-S OFDM / BPSK

Lowest Channel / 1RB

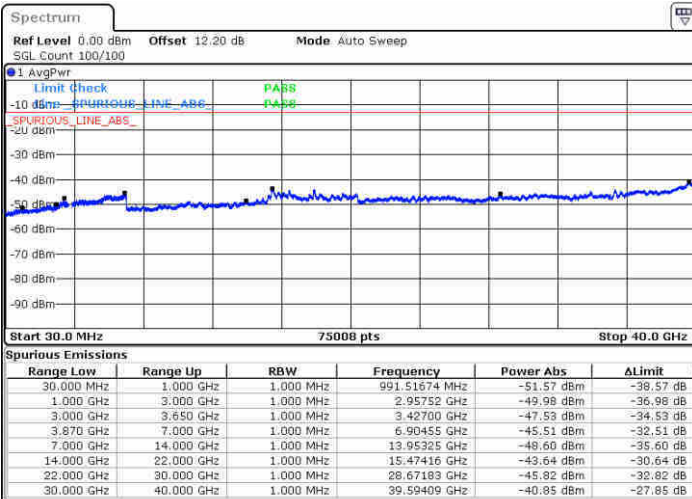
Middle Channel / 1RB



Date: 2.FEB.2021 06:52:30

Date: 2.FEB.2021 06:47:10

Highest Channel / 1RB



Date: 11.FEB.2021 00:20:11

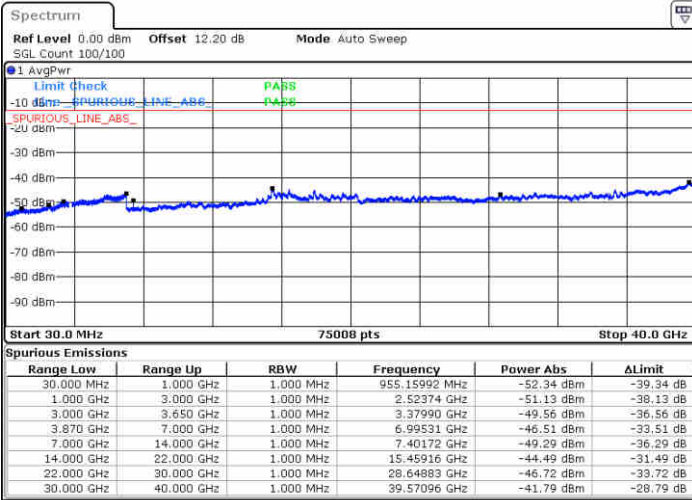




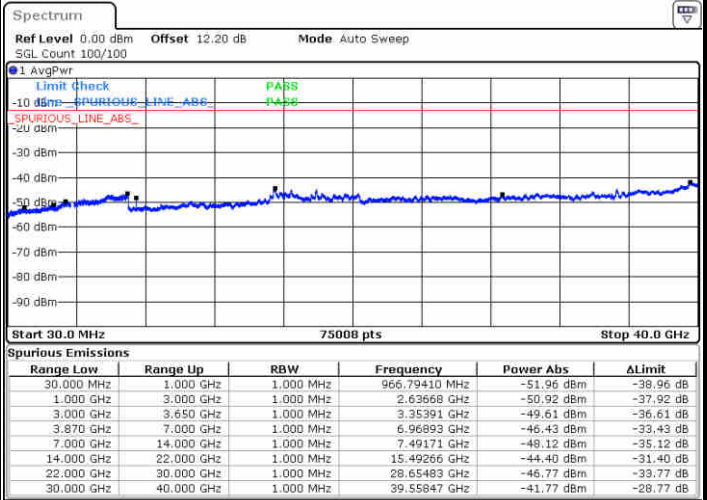
FR1 n78 / 10MHz / DFT-S OFDM / QPSK

Lowest Channel / 1RB

Middle Channel / 1RB

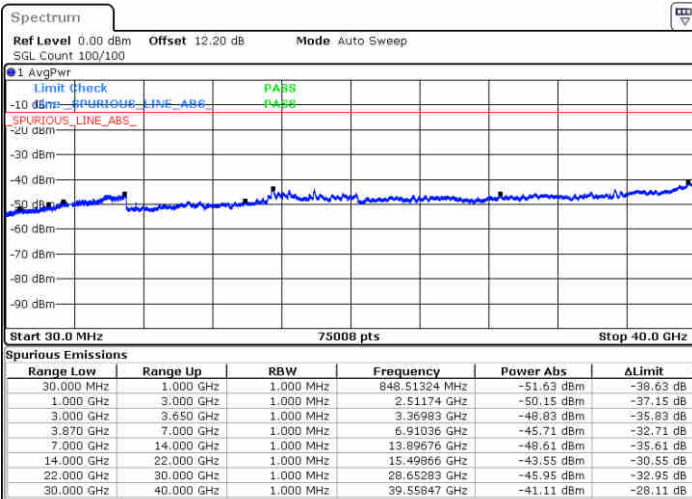


Date: 2.FEB.2021 06:51:03



Date: 2.FEB.2021 06:49:24

Highest Channel / 1RB



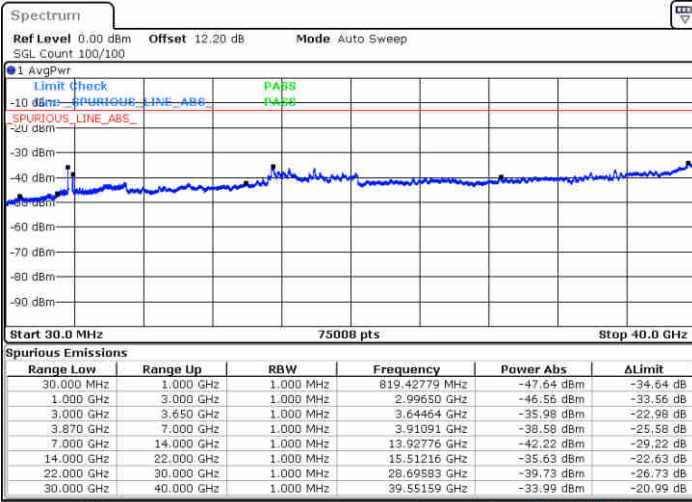
Date: 11.FEB.2021 00:18:35



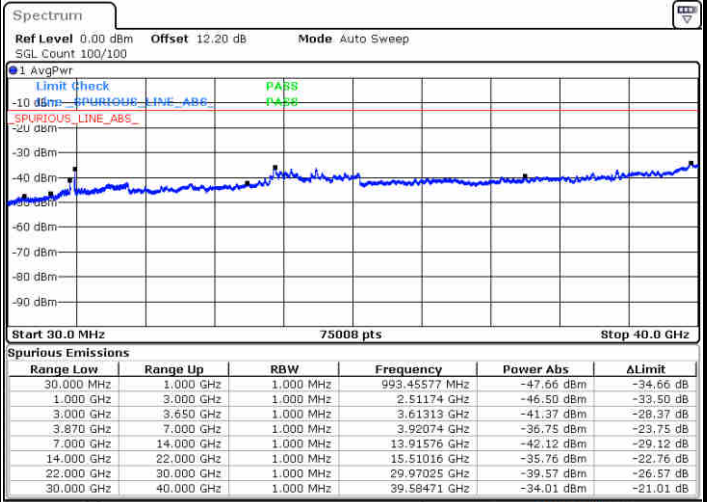
FR1 n78 / 50MHz / DFT-S OFDM / BPSK

Lowest Channel / 1RB

Middle Channel / 1RB

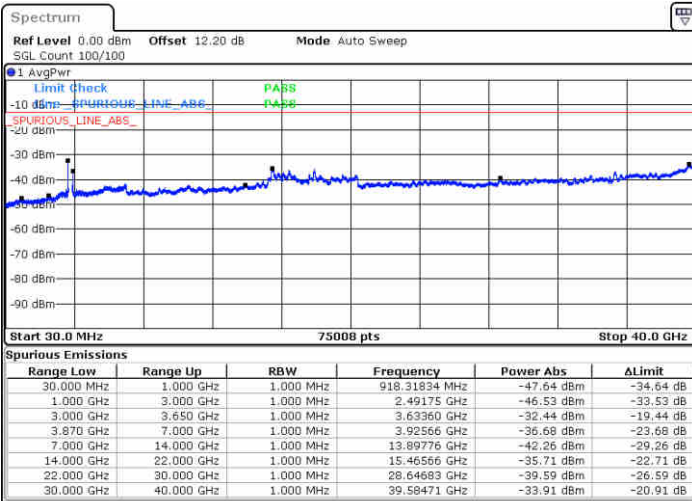


Date: 30.JAN.2021 02:48:18



Date: 30.JAN.2021 02:56:24

Highest Channel / 1RB



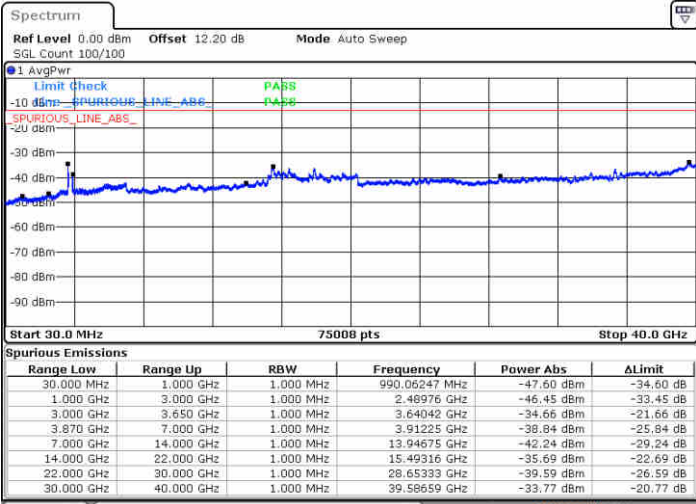
Date: 30.JAN.2021 03:00:11



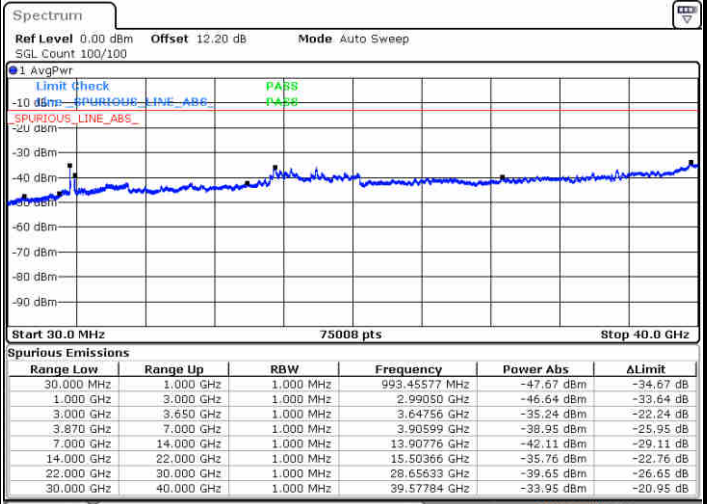
FR1 n78 / 50MHz / DFT-S OFDM / QPSK

Lowest Channel / 1RB

Middle Channel / 1RB

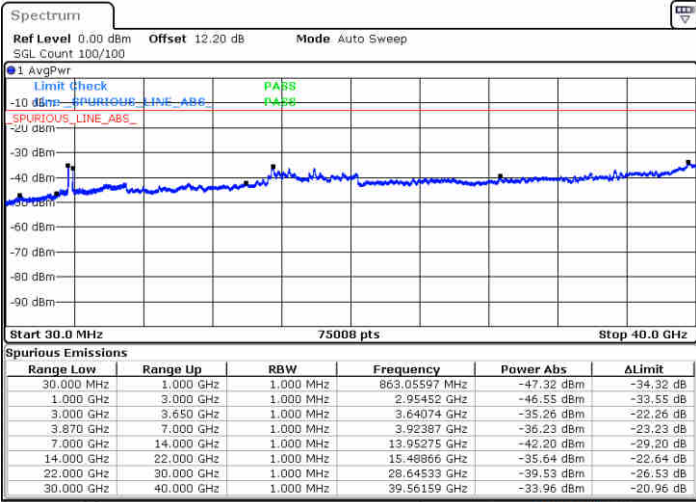


Date: 30.JAN.2021 02:49:34



Date: 30.JAN.2021 02:52:10

Highest Channel / 1RB

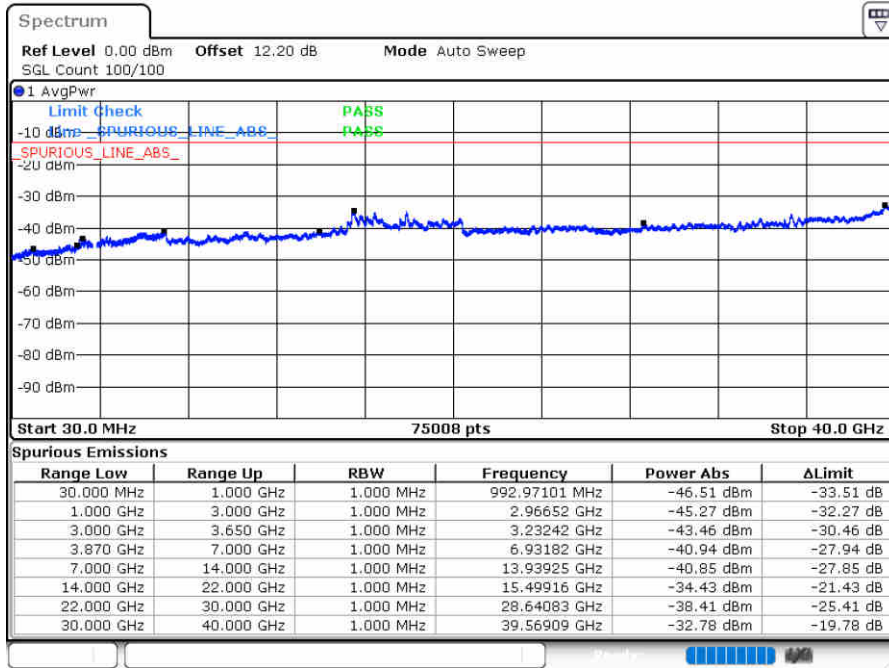


Date: 30.JAN.2021 03:01:30



FR1 n78 / 100MHz / DFT-S OFDM / BPSK

Middle Channel / 1RB

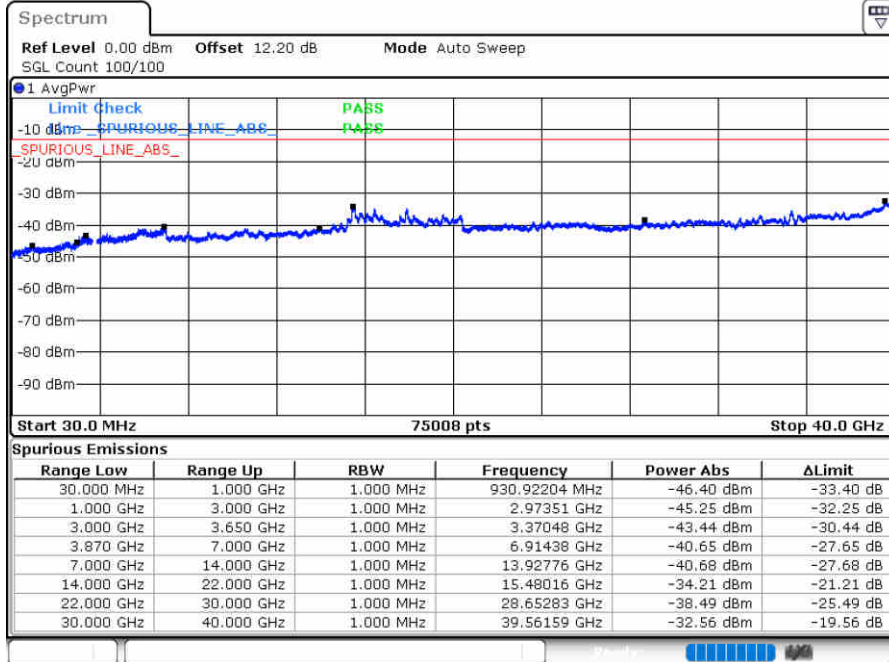


Date: 11, FEB, 2021 00:25:07



FR1 n78 / 100MHz / DFT-S OFDM / QPSK

Middle Channel / 1RB



Date: 11, FEB, 2021 00:26:24



### Frequency Stability

Test Conditions		NR n78 (BPSK) / Middle Channel	Limit
Temperature (°C)	Voltage (Volt)	BW 20MHz	Within Band
		Deviation (ppm)	Result
50	Normal Voltage	0.0018	PASS
40	Normal Voltage	0.0022	
30	Normal Voltage	0.0012	
20(Ref.)	Normal Voltage	0.0013	
10	Normal Voltage	0.0035	
0	Normal Voltage	0.0012	
-10	Normal Voltage	0.0019	
-20	Normal Voltage	0.0025	
-30	Normal Voltage	0.0017	
20	Maximum Voltage	0.0019	
20	Normal Voltage	0.0013	
20	Battery End Point	0.0018	

**Note:**

1. Normal Voltage =3.3 V. ; Battery End Point (BEP) =3.14 V. ; Maximum Voltage =4.4 V.
2. Note: The frequency fundamental emissions stay within the authorized frequency block.



## Appendix B. Test Results of Radiated Test

### Radiated Spurious Emission for SA mode

5G NR n7 / NR 20MHz / QPSK DFT-s-OFDM									
Channel	Frequency ( MHz )	EIRP ( dBm )	Limit ( dBm )	Over Limit ( dB )	SPA Reading (dBm)	S.G. Power ( dBm )	TX Cable loss ( dB )	TX Antenna Gain (dBi)	Polarization (H/V)
Lowest	5001.40	-59.20	-25	-34.20	-76.57	-64.76	7.12	12.68	H
	7502.10	-54.86	-25	-29.86	-77.19	-58.19	8.26	11.59	H
	10002.80	-50.88	-25	-25.88	-78.01	-52.41	10.45	11.98	H
	5001.40	-59.54	-25	-34.54	-76.83	-65.10	7.12	12.68	V
	7502.10	-54.67	-25	-29.67	-76.91	-58.00	8.26	11.59	V
	10002.80	-51.71	-25	-26.71	-78.23	-53.24	10.45	11.98	V
Middle	5051.50	-59.91	-25	-34.91	-77.33	-65.47	7.14	12.70	H
	7577.25	-55.17	-25	-30.17	-77.36	-58.47	8.30	11.60	H
	10103.00	-51.30	-25	-26.30	-78.39	-52.82	10.48	12.00	H
	5051.50	-60.03	-25	-35.03	-77.38	-65.59	7.14	12.70	V
	7577.25	-55.56	-25	-30.56	-77.56	-58.86	8.30	11.60	V
	10103.00	-51.79	-25	-26.79	-78.39	-53.31	10.48	12.00	V
Highest	5101.50	-59.73	-25	-34.73	-77.20	-65.29	7.16	12.72	H
	7652.25	-54.69	-25	-29.69	-77.02	-57.99	8.33	11.63	H
	10203.00	-50.96	-25	-25.96	-78.02	-52.56	10.50	12.10	H
	5101.50	-59.87	-25	-34.87	-77.27	-65.43	7.16	12.72	V
	7652.25	-54.78	-25	-29.78	-76.94	-58.08	8.33	11.63	V
	10203.00	-51.51	-25	-26.51	-78.19	-53.11	10.50	12.10	V

Remark: Spurious emissions within 30-1000MHz were found more than 20dB below limit line.



5G NR n38 / NR 20MHz / QPSK DFT-s-OFDM									
Channel	Frequency ( MHz )	EIRP ( dBm )	Limit ( dBm )	Over Limit ( dB )	SPA Reading (dBm)	S.G. Power ( dBm )	TX Cable loss ( dB )	TX Antenna Gain (dBi)	Polarization (H/V)
Lowest	5143.00	-60.29	-25	-35.29	-77.79	-65.85	7.12	12.68	H
	7714.50	-54.51	-25	-29.51	-77.03	-57.84	8.26	11.59	H
	10286.00	-51.94	-25	-26.94	-78.96	-53.47	10.45	11.98	H
	5143.00	-60.57	-25	-35.57	-78.01	-66.13	7.12	12.68	V
	7714.50	-54.68	-25	-29.68	-77.12	-58.01	8.26	11.59	V
	10286.00	-52.28	-25	-27.28	-79.02	-53.81	10.45	11.98	V
Middle	5173.00	-59.75	-25	-34.75	-77.29	-65.31	7.14	12.70	H
	7759.50	-54.01	-25	-29.01	-76.69	-57.31	8.30	11.60	H
	10346.00	-51.47	-25	-26.47	-78.48	-52.99	10.48	12.00	H
	5173.00	-60.00	-25	-35.00	-77.48	-65.56	7.14	12.70	V
	7759.50	-53.77	-25	-28.77	-76.43	-57.07	8.30	11.60	V
	10346.00	-51.72	-25	-26.72	-78.51	-53.24	10.48	12.00	V
Highest	5203.00	-60.56	-25	-35.56	-78.08	-66.12	7.16	12.72	H
	7804.50	-54.72	-25	-29.72	-77.57	-58.02	8.33	11.63	H
	10406.00	-51.94	-25	-26.94	-78.92	-53.54	10.50	12.10	H
	5203.00	-60.33	-25	-35.33	-77.8	-65.89	7.16	12.72	V
	7804.50	-54.60	-25	-29.60	-77.48	-57.90	8.33	11.63	V
	10406.00	-52.28	-25	-27.28	-79.12	-53.88	10.50	12.10	V

Remark: Spurious emissions within 30-1000MHz were found more than 20dB below limit line.





5G NR n41_HPUE / NR 80MHz / QPSK DFT-s-OFDM									
Channel	Frequency ( MHz )	EIRP ( dBm )	Limit ( dBm )	Over Limit ( dB )	SPA Reading (dBm)	S.G. Power ( dBm )	TX Cable loss ( dB )	TX Antenna Gain (dBi)	Polarization (H/V)
Lowest	4995.00	-60.50	-25	-35.50	-77.88	-66.06	7.12	12.68	H
	7492.50	-55.44	-25	-30.44	-77.80	-58.77	8.26	11.59	H
	9990.00	-52.54	-25	-27.54	-79.65	-54.07	10.45	11.98	H
	4995.00	-60.26	-25	-35.26	-77.56	-65.82	7.12	12.68	V
	7494.00	-55.53	-25	-30.53	-77.8	-58.86	8.26	11.59	V
	9990.00	-53.33	-25	-28.33	-79.85	-54.86	10.45	11.98	V
Middle	5108.94	-60.71	-25	-35.71	-78.18	-66.27	7.14	12.70	H
	7663.41	-54.77	-25	-29.77	-77.12	-58.07	8.30	11.60	H
	10217.88	-51.38	-25	-26.38	-78.43	-52.90	10.48	12.00	H
	5108.94	-60.71	-25	-35.71	-78.12	-66.27	7.14	12.70	V
	7663.41	-55.24	-25	-30.24	-77.44	-58.54	8.30	11.60	V
	10217.88	-52.73	-25	-27.73	-79.42	-54.25	10.48	12.00	V
Highest	5222.94	-60.88	-25	-35.88	-78.17	-66.44	7.16	12.72	H
	7834.41	-54.81	-25	-29.81	-77.82	-58.11	8.33	11.63	H
	10445.88	-51.88	-25	-26.88	-78.85	-53.48	10.50	12.10	H
	5222.94	-60.81	-25	-35.81	-78.04	-66.37	7.16	12.72	V
	7834.41	-55.07	-25	-30.07	-78.12	-58.37	8.33	11.63	V
	10445.88	-52.36	-25	-27.36	-79.23	-53.96	10.50	12.10	V

Remark: Spurious emissions within 30-1000MHz were found more than 20dB below limit line.

5G NR n41_UL_MIMO HPUE / NR 80MHz / QPSK CP OFDM									
Channel	Frequency ( MHz )	EIRP ( dBm )	Limit ( dBm )	Over Limit ( dB )	SPA Reading (dBm)	S.G. Power ( dBm )	TX Cable loss ( dB )	TX Antenna Gain (dBi)	Polarization (H/V)
Middle	5108.94	-59.82	-25	-34.82	-77.29	-65.38	7.14	12.70	H
	7663.41	-55.01	-25	-30.01	-77.36	-58.31	8.30	11.60	H
	10217.88	-51.86	-25	-26.86	-78.91	-53.38	10.48	12.00	H
	5108.94	-59.76	-25	-34.76	-77.17	-65.32	7.14	12.70	V
	7663.41	-55.11	-25	-30.11	-77.31	-58.41	8.30	11.60	V
	10217.88	-52.17	-25	-27.17	-78.86	-53.69	10.48	12.00	V

Remark: Spurious emissions within 30-1000MHz were found more than 20dB below limit line.



5G NR n71 / NR 20MHz / QPSK DFT-s-OFDM									
Channel	Frequency ( MHz )	EIRP ( dBm )	Limit ( dBm )	Over Limit ( dB )	SPA Reading (dBm)	S.G. Power ( dBm )	TX Cable loss ( dB )	TX Antenna Gain (dBi)	Polarization (H/V)
Lowest	1327	-59.10	-13	-46.10	-65.89	-62.33	3.98	9.36	H
	1990.5	-66.90	-13	-53.90	-74.71	-70.45	4.85	10.55	H
	2654	-64.11	-13	-51.11	-74.91	-69.04	5.50	12.58	H
	1327	-59.74	-13	-46.74	-66.45	-62.97	3.98	9.36	V
	1990.5	-66.05	-13	-53.05	-74.27	-69.60	4.85	10.55	V
	2654	-63.64	-13	-50.64	-74.76	-68.57	5.50	12.58	V
Middle	1342	-57.42	-13	-44.42	-64.43	-60.67	4.00	9.40	H
	2013	-66.29	-13	-53.29	-74.37	-69.86	4.88	10.60	H
	2684	-63.59	-13	-50.59	-74.63	-68.52	5.52	12.60	H
	1342	-61.54	-13	-48.54	-68.50	-64.79	4.00	9.40	V
	2013	-66.11	-13	-53.11	-74.62	-69.68	4.88	10.60	V
	2684	-63.24	-13	-50.24	-74.59	-68.17	5.52	12.60	V
Highest	1357	-62.79	-13	-49.79	-70.12	-65.96	4.10	9.42	H
	2035.5	-65.70	-13	-52.70	-74.18	-69.28	4.90	10.63	H
	2714	-63.33	-13	-50.33	-74.62	-68.25	5.55	12.62	H
	1357	-61.85	-13	-48.85	-69.16	-65.02	4.10	9.42	V
	2035.5	-65.58	-13	-52.58	-74.47	-69.16	4.90	10.63	V
	2714	-63.00	-13	-50.00	-74.58	-67.92	5.55	12.62	V

Remark: Spurious emissions within 30-1000MHz were found more than 20dB below limit line.



5G NR n77_HPUE / NR 100MHz / QPSK DFT-s-OFDM									
Channel	Frequency ( MHz )	EIRP ( dBm )	Limit ( dBm )	Over Limit ( dB )	SPA Reading (dBm)	S.G. Power ( dBm )	TX Cable loss ( dB )	TX Antenna Gain (dBi)	Polarization (H/V)
Lowest	7402.60	-57.78	-13	-44.78	-55.23	-63.34	7.12	12.68	H
	11103.90	-52.24	-13	-39.24	-56.66	-55.57	8.26	11.59	H
	14805.20	-50.65	-13	-37.65	-57.23	-52.18	10.45	11.98	H
	7402.60	-56.19	-13	-43.19	-53.69	-61.75	7.12	12.68	V
	11103.90	-52.36	-13	-39.36	-56.48	-55.69	8.26	11.59	V
	14805.20	-50.21	-13	-37.21	-56.98	-51.74	10.45	11.98	V
Middle	7582.80	-57.91	-13	-44.91	-54.78	-63.47	7.14	12.70	H
	11374.20	-51.54	-13	-38.54	-57.21	-54.84	8.30	11.60	H
	15165.60	-52.23	-13	-39.23	-57.41	-53.75	10.48	12.00	H
	7582.80	-54.85	-13	-41.85	-51.51	-60.41	7.14	12.70	V
	11374.20	-51.44	-13	-38.44	-56.91	-54.74	8.30	11.60	V
	15165.60	-51.45	-13	-38.45	-56.94	-52.97	10.48	12.00	V
Highest	7763.00	-57.88	-13	-44.88	-55.01	-63.44	7.16	12.72	H
	11644.50	-51.47	-13	-38.47	-57.10	-54.77	8.33	11.63	H
	15526.00	-54.04	-13	-41.04	-57.45	-55.64	10.50	12.10	H
	7763.00	-56.84	-13	-43.84	-53.95	-62.40	7.16	12.72	V
	11644.50	-51.88	-13	-38.88	-57.54	-55.18	8.33	11.63	V
	15526.00	-53.98	-13	-40.98	-57.59	-55.58	10.50	12.10	V

Remark: Spurious emissions within 30-1000MHz were found more than 20dB below limit line.

5G NR n77_UL_MIMO HPUE / NR 100MHz / QPSK CP OFDM									
Channel	Frequency ( MHz )	EIRP ( dBm )	Limit ( dBm )	Over Limit ( dB )	SPA Reading (dBm)	S.G. Power ( dBm )	TX Cable loss ( dB )	TX Antenna Gain (dBi)	Polarization (H/V)
Middle	7582.80	-58.09	-13	-45.09	-54.96	-63.65	7.14	12.70	H
	11374.20	-52.33	-13	-39.33	-58.00	-55.63	8.30	11.60	H
	15165.60	-52.90	-13	-39.90	-58.08	-54.42	10.48	12.00	H
	7582.80	-58.18	-13	-45.18	-54.84	-63.74	7.14	12.70	V
	11374.20	-51.79	-13	-38.79	-57.26	-55.09	8.30	11.60	V
	15165.60	-52.45	-13	-39.45	-57.94	-53.97	10.48	12.00	V

Remark: Spurious emissions within 30-1000MHz were found more than 20dB below limit line.



5G NR n78_HPUE / NR 100MHz / QPSK DFT-s-OFDM									
Channel	Frequency ( MHz )	EIRP ( dBm )	Limit ( dBm )	Over Limit ( dB )	SPA Reading (dBm)	S.G. Power ( dBm )	TX Cable loss ( dB )	TX Antenna Gain (dBi)	Polarization (H/V)
Middle	7402.50	-57.18	-13	-44.18	-54.63	-62.74	7.14	12.70	H
	11103.75	-51.98	-13	-38.98	-56.40	-55.28	8.30	11.60	H
	14805.00	-50.90	-13	-37.90	-57.48	-52.42	10.48	12.00	H
	7402.50	-52.65	-13	-39.65	-50.15	-58.21	7.14	12.70	V
	11103.75	-52.53	-13	-39.53	-56.65	-55.83	8.30	11.60	V
	14805.00	-50.65	-13	-37.65	-57.42	-52.17	10.48	12.00	V

Remark: Spurious emissions within 30-1000MHz were found more than 20dB below limit line.

5G NR n78_UL_MIMO HPUE / NR 100MHz / QPSK CP OFDM									
Channel	Frequency ( MHz )	EIRP ( dBm )	Limit ( dBm )	Over Limit ( dB )	SPA Reading (dBm)	S.G. Power ( dBm )	TX Cable loss ( dB )	TX Antenna Gain (dBi)	Polarization (H/V)
Middle	7402.50	-57.49	-13	-44.49	-54.94	-63.05	7.14	12.70	H
	11103.75	-52.22	-13	-39.22	-56.64	-55.52	8.30	11.60	H
	14805.00	-51.30	-13	-38.30	-57.88	-52.82	10.48	12.00	H
	7402.50	-52.79	-13	-39.79	-50.29	-58.35	7.14	12.70	V
	11103.75	-52.93	-13	-39.93	-57.05	-56.23	8.30	11.60	V
	14805.00	-50.74	-13	-37.74	-57.51	-52.26	10.48	12.00	V

Remark: Spurious emissions within 30-1000MHz were found more than 20dB below limit line.



Radiated Spurious Emission for NSA mode

Table with 10 columns: Channel, Frequency (MHz), EIRP (dBm), Limit (dBm), Over Limit (dB), SPA Reading (dBm), S.G. Power (dBm), TX Cable loss (dB), TX Antenna Gain (dBi), Polarization (H/V). Rows are categorized by mode (NR n41, LTE Band41) and frequency range (Lowest, Middle, Highest).

Remark: Spurious emissions within 30-1000MHz were found more than 20dB below limit line.



EN-DC_2A_n71A / LTE 20MHz + NR 20MHz / QPSK DFT-s-OFDM									
Channel	Frequency ( MHz )	EIRP ( dBm )	Limit ( dBm )	Over Limit ( dB )	SPA Reading (dBm)	S.G. Power ( dBm )	TX Cable loss ( dB )	TX Antenna Gain (dBi)	Polarization (H/V)
NR n71 Lowest	1327.46	-65.51	-13	-52.51	-72.31	-70.89	3.98	9.36	H
	1991.19	-66.18	-13	-53.18	-73.99	-71.88	4.85	10.55	H
	2654.92	-63.55	-13	-50.55	-74.35	-70.63	5.50	12.58	H
	1327.46	-65.21	-13	-52.21	-71.93	-70.59	3.98	9.36	V
	1991.19	-65.44	-13	-52.44	-73.66	-71.14	4.85	10.55	V
	2654.92	-63.37	-13	-50.37	-74.5	-70.45	5.50	12.58	V
LTE Band2 Lowest	3742.18	-61.56	-13	-48.56	-76.19	-68.31	5.85	12.60	H
	5613.27	-60.70	-13	-47.70	-78.42	-66.50	7.30	13.10	H
	7484.36	-55.53	-13	-42.53	-77.94	-58.68	8.35	11.50	H
	3742.18	-61.50	-13	-48.50	-76.34	-68.25	5.85	12.60	V
	5613.27	-60.71	-13	-47.71	-78.34	-66.51	7.30	13.10	V
	7484.36	-55.72	-13	-42.72	-78.06	-58.87	8.35	11.50	V
NR n71 Middle	1342.46	-64.80	-13	-51.80	-71.82	-70.20	4.00	9.40	H
	2013.69	-65.96	-13	-52.96	-74.05	-71.68	4.88	10.60	H
	2684.92	-63.15	-13	-50.15	-74.20	-70.23	5.52	12.60	H
	1342.46	-65.16	-13	-52.16	-72.12	-70.56	4.00	9.40	V
	2013.69	-65.49	-13	-52.49	-74.01	-71.21	4.88	10.60	V
	2684.92	-62.80	-13	-49.80	-74.16	-69.88	5.52	12.60	V
LTE Band2 Middle	3742.18	-61.23	-13	-48.23	-75.86	-67.98	5.85	12.60	H
	5613.27	-60.42	-13	-47.42	-78.14	-66.22	7.30	13.10	H
	7484.36	-55.21	-13	-42.21	-77.62	-58.36	8.35	11.50	H
	3742.18	-61.45	-13	-48.45	-76.29	-68.20	5.85	12.60	V
	5613.27	-60.40	-13	-47.40	-78.03	-66.20	7.30	13.10	V
	7484.36	-55.42	-13	-42.42	-77.76	-58.57	8.35	11.50	V
NR n71 Highest	1357.46	-64.38	-13	-51.38	-71.71	-69.70	4.10	9.42	H
	2036.19	-65.18	-13	-52.18	-73.67	-70.91	4.90	10.63	H
	2714.92	-63.02	-13	-50.02	-74.32	-70.09	5.55	12.62	H
	1357.46	-64.44	-13	-51.44	-71.75	-69.76	4.10	9.42	V
	2036.19	-65.23	-13	-52.23	-74.13	-70.96	4.90	10.63	V
	2714.92	-62.70	-13	-49.70	-74.28	-69.77	5.55	12.62	V
LTE Band2 Highest	3742.18	-61.74	-13	-48.74	-71.75	-68.49	5.85	12.60	H
	5613.27	-60.79	-13	-47.79	-74.13	-66.59	7.30	13.10	H
	7484.36	-55.69	-13	-42.69	-74.28	-58.84	8.35	11.50	H
	3742.18	-61.29	-13	-48.29	-76.13	-68.04	5.85	12.60	V
	5613.27	-60.96	-13	-47.96	-78.59	-66.76	7.30	13.10	V
	7484.36	-55.90	-13	-42.90	-78.24	-59.05	8.35	11.50	V

Remark: Spurious emissions within 30-1000MHz were found more than 20dB below limit line.



EN-DC_2A_n77A / LTE 20MHz + NR 100MHz / QPSK DFT-s-OFDM									
Channel	Frequency ( MHz )	EIRP ( dBm )	Limit ( dBm )	Over Limit ( dB )	SPA Reading (dBm)	S.G. Power ( dBm )	TX Cable loss ( dB )	TX Antenna Gain (dBi)	Polarization (H/V)
NR n77 Lowest	7402.80	-55.72	-13	-42.72	-78.43	-61.28	7.12	12.68	H
	11104.20	-49.77	-13	-36.77	-79.02	-53.10	8.26	11.59	H
	14805.60	-46.38	-13	-33.38	-78.42	-47.91	10.45	11.98	H
	7402.80	-55.50	-13	-42.50	-78.26	-61.06	7.12	12.68	V
	11104.20	-49.86	-13	-36.86	-78.81	-53.19	8.26	11.59	V
	14805.60	-46.04	-13	-33.04	-78.27	-47.57	10.45	11.98	V
LTE Band2 Lowest	3742.18	-58.73	-13	-45.73	-73.36	-65.48	5.85	12.60	H
	5613.27	-60.46	-13	-47.46	-78.18	-66.26	7.30	13.10	H
	7484.36	-56.04	-13	-43.04	-78.45	-59.19	8.35	11.50	H
	3742.18	-59.28	-13	-46.28	-74.12	-66.03	5.85	12.60	V
	5613.27	-60.98	-13	-47.98	-78.61	-66.78	7.30	13.10	V
	7484.36	-56.02	-13	-43.02	-78.36	-59.17	8.35	11.50	V
NR n77 Middle	7582.80	-56.03	-13	-43.03	-78.21	-61.59	7.14	12.70	H
	11374.20	-49.31	-13	-36.31	-79.35	-52.61	8.30	11.60	H
	15165.60	-47.81	-13	-34.81	-78.51	-49.33	10.48	12.00	H
	7582.80	-56.36	-13	-43.36	-78.33	-61.92	7.14	12.70	V
	11374.20	-49.38	-13	-36.38	-79.22	-52.68	8.30	11.60	V
	15165.60	-46.95	-13	-33.95	-77.96	-48.47	10.48	12.00	V
LTE Band2 Middle	3742.18	-61.80	-13	-48.80	-76.43	-68.55	5.85	12.60	H
	5613.27	-60.69	-13	-47.69	-78.41	-66.49	7.30	13.10	H
	7484.36	-55.76	-13	-42.76	-78.17	-58.91	8.35	11.50	H
	3742.18	-61.08	-13	-48.08	-75.92	-67.83	5.85	12.60	V
	5613.27	-60.98	-13	-47.98	-78.61	-66.78	7.30	13.10	V
	7484.36	-55.97	-13	-42.97	-78.31	-59.12	8.35	11.50	V
NR n77 Highest	7762.80	-55.34	-13	-42.34	-78.03	-60.90	7.16	12.72	H
	11644.20	-49.04	-13	-36.04	-78.66	-52.34	8.33	11.63	H
	15525.60	-49.51	-13	-36.51	-78.56	-51.11	10.50	12.10	H
	7762.80	-55.18	-13	-42.18	-77.85	-60.74	7.16	12.72	V
	11644.20	-49.19	-13	-36.19	-78.84	-52.49	8.33	11.63	V
	15525.60	-49.17	-13	-36.17	-78.42	-50.77	10.50	12.10	V
LTE Band2 Highest	3742.18	-61.70	-13	-48.70	-76.33	-68.45	5.85	12.60	H
	5613.27	-60.71	-13	-47.71	-78.43	-66.51	7.30	13.10	H
	7484.36	-55.94	-13	-42.94	-78.35	-59.09	8.35	11.50	H
	3742.18	-61.79	-13	-48.79	-76.63	-68.54	5.85	12.60	V
	5613.27	-61.01	-13	-48.01	-78.64	-66.81	7.30	13.10	V
	7484.36	-55.95	-13	-42.95	-78.29	-59.10	8.35	11.50	V

Remark: Spurious emissions within 30-1000MHz were found more than 20dB below limit line.



EN-DC_2A_n78A / LTE 20MHz + NR 50MHz / QPSK DFT-s-OFDM									
Channel	Frequency ( MHz )	EIRP ( dBm )	Limit ( dBm )	Over Limit ( dB )	SPA Reading (dBm)	S.G. Power ( dBm )	TX Cable loss ( dB )	TX Antenna Gain (dBi)	Polarization (H/V)
NR n78 Middle	7402.50	-57.12	-13	-44.12	-54.57	-62.68	7.14	12.70	H
	11103.75	-53.40	-13	-40.40	-57.82	-56.70	8.30	11.60	H
	14805.00	-51.25	-13	-38.25	-57.83	-52.77	10.48	12.00	H
	7402.50	-57.36	-13	-44.36	-54.86	-62.92	7.14	12.70	V
	11103.75	-53.33	-13	-40.33	-57.45	-56.63	8.30	11.60	V
	14805.00	-50.50	-13	-37.50	-57.27	-52.02	10.48	12.00	V
LTE Band2 Middle	3742.18	-63.72	-13	-50.72	-54.25	-70.47	5.85	12.60	H
	5613.27	-62.42	-13	-49.42	-55.04	-68.22	7.30	13.10	H
	7484.36	-58.04	-13	-45.04	-55.23	-61.19	8.35	11.50	H
	3742.18	-63.92	-13	-50.92	-54.66	-70.67	5.85	12.60	V
	5613.27	-62.51	-13	-49.51	-55.04	-68.31	7.30	13.10	V
	7484.36	-57.73	-13	-44.73	-54.85	-60.88	8.35	11.50	V

Remark: Spurious emissions within 30-1000MHz were found more than 20dB below limit line.