



FCC RF Test Report

APPLICANT : Acer Incorporated
EQUIPMENT : Notebook computer
BRAND NAME : acer
MODEL NAME : N18H2
FCC ID : Contains FCC ID : HLZL850GLA
STANDARD : 47 CFR Part 2, 22(H), 24(E), 27(L), 27(M), 27(H), 27(F)
CLASSIFICATION : PCS Licensed Transmitter (PCB)

The product was installed a LTE module (Brand Name: acer, Model Name: L850-GL, FCC ID: HLZL850GLA) during test.

The product was received on Aug. 23, 2018 and completely tested on Nov. 20, 2018. We, Sporton International (Shenzhen) Inc., would like to declare that the tested sample has been evaluated in accordance with the procedures given in ANSI C63.26-2015 and shown compliance with the applicable technical standards.

The test results in this report apply exclusively to the tested model / sample. Without written approval of Sporton International (Shenzhen) Inc., the test report shall not be reproduced except in full.



Approved by: Eric Shih / Manager

Sporton International (Shenzhen) Inc.

**1/F, 2/F, Bldg 5, Shiling Industrial Zone, Xinwei Village, Xili, Nanshan Shenzhen City
Guangdong Province 518055 China**



TABLE OF CONTENTS

REVISION HISTORY.....3
SUMMARY OF TEST RESULT4
1 GENERAL DESCRIPTION6
1.1 Applicant.....6
1.2 Manufacturer.....6
1.3 Product Feature of Equipment Under Test.....6
1.4 Product Specification of Equipment Under Test.....7
1.5 Modification of EUT8
1.6 Maximum ERP/EIRP Power, Frequency Tolerance, and Emission Designator9
1.7 Testing Location12
1.8 Applicable Standards.....12
2 TEST CONFIGURATION OF EQUIPMENT UNDER TEST13
2.1 Test Mode.....13
2.2 Connection Diagram of Test System.....15
2.3 Support Unit used in test configuration and system15
2.4 Frequency List of Low/Middle/High Channels16
3 CONDUCTED TEST ITEMS20
3.1 Measuring Instruments20
3.2 Test Setup20
3.3 Test Result of Conducted Test20
3.4 Conducted Output Power and ERP/EIRP21
4 RADIATED TEST ITEMS22
4.1 Measuring Instruments22
4.2 Test Setup22
4.3 Test Result of Radiated Test22
4.4 Radiated Spurious Emission23
5 LIST OF MEASURING EQUIPMENT24
6 UNCERTAINTY OF EVALUATION25
APPENDIX A. TEST RESULTS OF CONDUCTED TEST
APPENDIX B. TEST RESULTS OF RADIATED TEST
APPENDIX C. TEST SETUP PHOTOGRAPHS



REVISION HISTORY

REPORT NO.	VERSION	DESCRIPTION	ISSUED DATE
FG882306B	Rev. 01	Initial issue of report	Nov. 28, 2018



SUMMARY OF TEST RESULT

Report Section	FCC Rule	Description	Limit	Result	Remark
3.4	§2.1046	Conducted Output Power	Reporting Only	PASS	-
	§22.913(a)(5)	Effective Radiated Power (Band 5) (Band 26)	ERP < 7 Watt	PASS	-
	§27.50(b)(10) §27.50(c)(10)	Effective Radiated Power (Band 12) (Band 13) (Band 17)	ERP < 3 Watt	PASS	-
	§24.232(c) §27.50(h)(2)	Equivalent Isotropic Radiated Power (Band 2) (Band 7) (Band 38) (Band 41)	EIRP < 2Watt	PASS	-
	§27.50(d)(4)	Equivalent Isotropic Radiated Power (Band 4) (Band 66)	EIRP < 1Watt	PASS	-
-	§24.232(d)	Peak-to-Average Ratio	<13 dB	Pass	1
-	§2.1049	Occupied Bandwidth	Reporting Only	Pass	1
-	§2.1051 §22.917(a) §24.238(a) §27.53(c)(2)(4) §27.53(g) §27.53(h)	Conducted Band Edge Measurement (Band 2) (Band 4) (Band 5) (Band 12) (Band 13) (Band 17) (Band 26) (Band 66)	< 43+10log ₁₀ (P[Watts])	Pass	1
	§27.53(m)(4)	Conducted Band Edge Measurement (Band 7) (Band 38) (Band 41)	§27.53(m)(4)		
-	§2.1051 §22.917(a) §24.238(a) §27.53(c)(2) §27.53(g) §27.53(h)	Conducted Spurious Emission (Band 2) (Band 4) (Band 5) (Band 12) (Band 13) (Band 17) (Band 26) (Band 66)	< 43+10log ₁₀ (P[Watts])	Pass	1
	§2.1051 §27.53(m)(4)	Conducted Spurious Emission (Band 7) (Band 38) (Band 41)	< 55+10log ₁₀ (P[Watts])		
-	§2.1055 §22.355	Frequency Stability Temperature & Voltage	< 2.5 ppm for Part 22	Pass	1
	§2.1055 §24.235 §27.54		Within Authorized Band		



Report Section	FCC Rule	Description	Limit	Result	Remark
4.4	§2.1053 §22.917(a) §24.238(a) §27.53(c)(2) §27.53(f) §27.53(g) §27.53(h)	Radiated Spurious Emission (Band 2) (Band 4) (Band 5) (Band 12) (Band 13) (Band 17) (Band 26) (Band 66)	$< 43+10\log_{10}(P[\text{Watts}])$	PASS	Under limit 10.50 dB at 7489.02 MHz
	§2.1053 §27.53(m)(4)	Radiated Spurious Emission (Band 7) (Band 38) (Band 41)	$< 55+10\log_{10}(P[\text{Watts}])$		
Remark 1: The test items were leverage from module RF report which can refer to Report No. "RF170106C02, RF170106C02-1, RF170106C02-2, RF170106C02-4".					



1 General Description

1.1 Applicant

Acer Incorporated

8F, 88, Sec.1 Xintai 5th Rd. Xizhi, New Taipei City 221, Taiwan, R.O.C

1.2 Manufacturer

Acer Incorporated

8F, 88, Sec.1 Xintai 5th Rd. Xizhi, New Taipei City 221, Taiwan, R.O.C

1.3 Product Feature of Equipment Under Test

Product Feature	
Equipment	Notebook computer
Brand Name	acer
Model Name	N18H2
FCC ID	Contains FCC ID: HLZL850GLA
EUT supports Radios application	WCDMA/HSPA/DC-HSDPA/ HSPA+(16QAM uplink is not supported)/LTE WLAN 2.4GHz 802.11b/g/n/ac HT20/HT40/VHT20/VHT40 WLAN 5GHz 802.11a/n HT20/HT40 WLAN 5GHz 802.11ac VHT20/VHT40/VHT80 Bluetooth BR/EDR/LE
EUT Stage	Identical Prototype

Module Feature & Specification	
Equipment	LTE module
Brand Name	acer
Model Name	L850-GL
FCC ID	HLZL850GLA

Remark:

The above EUT's information was declared by manufacturer. Please refer to the specifications or user's manual for more detailed description.



1.4 Product Specification of Equipment Under Test

Standards-related Product Specification	
Tx Frequency	LTE Band 2 : 1850.7 MHz ~ 1909.3 MHz LTE Band 4 : 1710.7 MHz ~ 1754.3 MHz LTE Band 5 : 824.7 MHz ~ 848.3 MHz LTE Band 7 : 2502.5 MHz ~ 2567.5 MHz LTE Band 12 : 699.7 MHz ~ 715.3 MHz LTE Band 13 : 779.5 MHz ~ 784.5 MHz LTE Band 17 : 706.5 MHz ~ 713.5 MHz LTE Band 26 : 824.7MHz ~ 848.3 MHz LTE Band 38 : 2572.5MHz ~ 2617.5MHz LTE Band 41 : 2498.5 MHz ~ 2687.5 MHz LTE Band 66 : 1710.7 MHz ~ 1779.3 MHz
Rx Frequency	LTE Band 2 : 1930.7 MHz ~ 1989.3 MHz LTE Band 4 : 2110.7 MHz ~ 2154.3 MHz LTE Band 5 : 869.7 MHz ~ 893.3 MHz LTE Band 7 : 2622.5MHz ~ 2687.5 MHz LTE Band 12 : 729.7 MHz ~ 745.3 MHz LTE Band 13 : 748.5 MHz ~ 753.5 MHz LTE Band 17 : 736.5 MHz ~ 743.5 MHz LTE Band 26 : 869.7MHz ~ 893.3MHz LTE Band 38 : 2572.5MHz ~ 2617.5MHz LTE Band 41 : 2498.5 MHz ~ 2687.5 MHz LTE Band 66 : 2110.7 MHz~ 2179.3 MHz
Bandwidth	LTE Band 2 : 1.4MHz / 3MHz / 5MHz / 10MHz / 15MHz / 20MHz LTE Band 4 : 1.4MHz / 3MHz / 5MHz / 10MHz / 15MHz / 20MHz LTE Band 5 : 1.4MHz / 3MHz / 5MHz / 10MHz LTE Band 7 : 5MHz / 10MHz / 15MHz / 20MHz LTE Band 12 : 1.4MHz / 3MHz / 5MHz / 10MHz LTE Band 13 : 5MHz / 10MHz LTE Band 17 : 5MHz / 10MHz LTE Band 26 : 1.4MHz / 3MHz / 5MHz / 10MHz / 15MHz LTE Band 38 : 5MHz / 10MHz / 15MHz / 20MHz LTE Band 41 : 5MHz / 10MHz / 15MHz / 20MHz LTE Band 66 : 1.4MHz / 3MHz / 5MHz / 10MHz / 15MHz / 20MHz
Maximum Output Power to Antenna	LTE Band 2 : 22.72 dBm LTE Band 4 : 23.06 dBm LTE Band 5 : 22.71 dBm LTE Band 7 : 22.62 dBm LTE Band 12 : 22.83 dBm LTE Band 13 : 22.78 dBm LTE Band 17 : 23.00 dBm LTE Band 26 : 22.71 dBm LTE Band 38 : 22.43 dBm LTE Band 41 : 22.61 dBm LTE Band 66 : 22.96 dBm



<p>Antenna Gain</p>	<p>Top Antenna: LTE Band 2 : 3.49 dBi LTE Band 4 : 3.69 dBi LTE Band 5 : 2.02 dBi LTE Band 7 : 3.37 dBi LTE Band 12 : 1.28 dBi LTE Band 13 : 1.53 dBi LTE Band 17 : 1.05 dBi LTE Band 26 : 2.02 dBi LTE Band 38 : 3.48 dBi LTE Band 41 : 3.54 dBi LTE Band 66 : 3.69 dBi</p> <p>Bottom Antenna: LTE Band 2 : 0.26 dBi LTE Band 4 : 1.69 dBi LTE Band 5 : 1.35 dBi LTE Band 7 : 0.25 dBi LTE Band 12 : -0.65 dBi LTE Band 13 : -0.07 dBi LTE Band 17 : -0.59 dBi LTE Band 26 : 1.35 dBi LTE Band 38 : 0.42 dBi LTE Band 41 : 0.49 dBi LTE Band 66 : 1.71 dBi</p>
<p>Type of Modulation</p>	<p>QPSK / 16QAM</p>

1.5 Modification of EUT

No modifications are made to the EUT during all test items.



1.6 Maximum ERP/EIRP Power, Frequency Tolerance, and Emission Designator

LTE Band 2		QPSK				16QAM			
BW (MHz)	Frequency Range (MHz)	Emission Designator (99%OBW)	Frequency Tolerance (ppm)	Maximum EIRP(W)		Emission Designator (99%OBW)	Frequency Tolerance (ppm)	Maximum EIRP(W)	
				Top	-			Top	-
1.4	1850.7 ~ 1909.3	-	-	0.4169	-	-	-	0.3963	-
3	1851.5 ~ 1908.5	-	-	0.4074	-	-	-	0.3936	-
5	1852.5 ~ 1907.5	-	-	0.4046	-	-	-	0.3963	-
10	1855.0 ~ 1905.0	-	-	0.4102	-	-	-	0.3899	-
15	1857.5 ~ 1902.5	-	-	0.4130	-	-	-	0.3899	-
20	1860.0 ~ 1900.0	-	-	0.4178	-	-	-	0.3954	-
LTE Band 4		QPSK				16QAM			
BW (MHz)	Frequency Range (MHz)	Emission Designator (99%OBW)	Frequency Tolerance (ppm)	Maximum EIRP(W)		Emission Designator (99%OBW)	Frequency Tolerance (ppm)	Maximum EIRP(W)	
				Top	-			Top	-
1.4	1710.7 ~ 1754.3	-	-	0.4688	-	-	-	0.4074	-
3	1711.5 ~ 1753.5	-	-	0.4688	-	-	-	0.3945	-
5	1712.5 ~ 1752.5	-	-	0.4721	-	-	-	0.4055	-
10	1715.0 ~ 1750.0	-	-	0.4656	-	-	-	0.4102	-
15	1717.5 ~ 1747.5	-	-	0.4613	-	-	-	0.4036	-
20	1720.0 ~ 1745.0	-	-	0.4732	-	-	-	0.4046	-
LTE Band 5		QPSK				16QAM			
BW (MHz)	Frequency Range (MHz)	Emission Designator (99%OBW)	Frequency Tolerance (ppm)	Maximum ERP(W)		Emission Designator (99%OBW)	Frequency Tolerance (ppm)	Maximum ERP(W)	
				Top	-			Top	-
1.4	824.7 ~ 848.3	-	-	0.1791	-	-	-	0.1538	-
3	825.5 ~ 847.5	-	-	0.1782	-	-	-	0.1570	-
5	826.5 ~ 846.5	-	-	0.1807	-	-	-	0.1581	-
10	829.0 ~ 844.0	-	-	0.1811	-	-	-	0.1607	-
LTE Band 7		QPSK				16QAM			
BW (MHz)	Frequency Range (MHz)	Emission Designator (99%OBW)	Frequency Tolerance (ppm)	Maximum EIRP(W)		Emission Designator (99%OBW)	Frequency Tolerance (ppm)	Maximum EIRP(W)	
				Top	-			Top	-
5	2502.5 ~ 2567.5	-	-	0.3784	-	-	-	0.3214	-
10	2505.0 ~ 2565.0	-	-	0.3837	-	-	-	0.3228	-
15	2507.5 ~ 2562.5	-	-	0.3837	-	-	-	0.3221	-
20	2510.0 ~ 2560.0	-	-	0.3972	-	-	-	0.3289	-



LTE Band 12		QPSK				16QAM			
BW (MHz)	Frequency Range (MHz)	Emission Designator (99%OBW)	Frequency Tolerance (ppm)	Maximum ERP(W)		Emission Designator (99%OBW)	Frequency Tolerance (ppm)	Maximum ERP(W)	
				Top	-			Top	-
1.4	699.7 ~ 715.3	-	-	0.1563	-	-	-	0.1346	-
3	700.5 ~ 714.5	-	-	0.1563	-	-	-	0.1349	-
5	701.5 ~ 713.5	-	-	0.1567	-	-	-	0.1374	-
10	704.0 ~ 711.0	-	-	0.1570	-	-	-	0.1368	-
LTE Band 13		QPSK				16QAM			
BW (MHz)	Frequency Range (MHz)	Emission Designator (99%OBW)	Frequency Tolerance (ppm)	Maximum ERP(W)		Emission Designator (99%OBW)	Frequency Tolerance (ppm)	Maximum ERP(W)	
				Top	-			Top	-
5	779.5 ~ 784.5	-	-	0.1641	-	-	-	0.1452	-
10	782.0	-	-	0.1644	-	-	-	0.1432	-
LTE Band 17		QPSK				16QAM			
BW (MHz)	Frequency Range (MHz)	Emission Designator (99%OBW)	Frequency Tolerance (ppm)	Maximum ERP(W)		Emission Designator (99%OBW)	Frequency Tolerance (ppm)	Maximum ERP(W)	
				Top	-			Top	-
5	706.5 ~ 713.5	-	-	0.1514	-	-	-	0.1312	-
10	709.0 ~ 711.0	-	-	0.1556	-	-	-	0.1340	-
LTE Band 26		QPSK				16QAM			
BW (MHz)	Frequency Range (MHz)	Emission Designator (99%OBW)	Frequency Tolerance (ppm)	Maximum EIRP(W)		Emission Designator (99%OBW)	Frequency Tolerance (ppm)	Maximum EIRP(W)	
				Top	-			Top	-
1.4	824.7 ~ 848.3	-	-	0.1795	-	-	-	0.1552	-
3	825.5 ~ 847.5	-	-	0.1782	-	-	-	0.1528	-
5	826.5 ~ 846.5	-	-	0.1782	-	-	-	0.1570	-
10	829.0 ~ 844.0	-	-	0.1795	-	-	-	0.1578	-
15	831.5 ~ 841.5	-	-	0.1811	-	-	-	0.1514	-
CH26765	821.5	-	-	0.1687	-	-	-	0.1426	-
LTE Band 38		QPSK				16QAM			
BW (MHz)	Frequency Range (MHz)	Emission Designator (99%OBW)	Frequency Tolerance (ppm)	Maximum EIRP(W)		Emission Designator (99%OBW)	Frequency Tolerance (ppm)	Maximum EIRP(W)	
				Top	-			Top	-
5	2572.5 ~ 2617.5	-	-	0.3811	-	-	-	0.3319	-
10	2575.0 ~ 2615.0	-	-	0.3873	-	-	-	0.3342	-
15	2577.5 ~ 2612.5	-	-	0.3819	-	-	-	0.3350	-
20	2580.0 ~ 2610.0	-	-	0.3899	-	-	-	0.3311	-



LTE Band 41		QPSK				16QAM			
BW (MHz)	Frequency Range (MHz)	Emission Designator (99%OBW)	Frequency Tolerance (ppm)	Maximum EIRP(W)		Emission Designator (99%OBW)	Frequency Tolerance (ppm)	Maximum EIRP(W)	
				Top	-			Top	-
5	2498.5 ~ 2687.5	-	-	0.3758	-	-	-	0.3289	-
10	2501.0 ~ 2685.0	-	-	0.3828	-	-	-	0.3334	-
15	2503.5 ~ 2682.5	-	-	0.3837	-	-	-	0.3373	-
20	2506.0 ~ 2680.0	-	-	0.4121	-	-	-	0.3459	-
LTE Band 66		QPSK				16QAM			
BW (MHz)	Frequency Range (MHz)	Emission Designator (99%OBW)	Frequency Tolerance (ppm)	Maximum EIRP(W)		Emission Designator (99%OBW)	Frequency Tolerance (ppm)	Maximum EIRP(W)	
				Top	-			Top	-
1.4	1710.7 ~ 1779.3	-	-	0.4477	-	-	-	0.3855	-
3	1711.5 ~ 1778.5	-	-	0.4416	-	-	-	0.3758	-
5	1712.5 ~ 1777.5	-	-	0.4457	-	-	-	0.3819	-
10	1715.0 ~ 1775.0	-	-	0.4603	-	-	-	0.3954	-
15	1717.5 ~ 1772.5	-	-	0.4603	-	-	-	0.4018	-
20	1720.0 ~ 1770.0	-	-	0.4624	-	-	-	0.4102	-



1.7 Testing Location

Sporton International (Shenzhen) Inc. is accredited to ISO 17025 by National Voluntary Laboratory Accreditation Program (NVLAP code: 600156-0) and the FCC designation No. are CN5018 and CN5019.

Test Site	Sporton International (Shenzhen) Inc.	
Test Site Location	1/F, 2/F, Bldg 5, Shiling Industrial Zone, Xinwei Village, Xili, Nanshan Shenzhen City Guangdong Province 518055 China TEL: +86-755-8637-9589 FAX: +86-755-8637-9595	
Test Site No.	Sporton Site No.	FCC Test Firm Registration No.
	TH01-SZ	337463

Test Site	Sporton International (Shenzhen) Inc.	
Test Site Location	No. 3 Bldg the third floor of south, Shahe River west, Fengzeyuan Warehouse, Nanshan District Shenzhen City Guangdong Province 518055 China TEL: +86-755-3320-2398	
Test Site No.	Sporton Site No.	FCC Test Firm Registration No.
	03CH03-SZ	577730

1.8 Applicable Standards

According to the specifications of the manufacturer, the EUT must comply with the requirements of the following standards:

- ♦ 47 CFR Part 2, 22(H), 24(E), 27(L), 27(M), 27(H), 27(F)
- ♦ ANSI C63.26-2015
- ♦ FCC KDB 971168 D01 Power Meas License Digital Systems v03r01
- ♦ FCC KDB 412172 D01 Determining ERP and EIRP v01r01

Remark:

1. All test items were verified and recorded according to the standards and without any deviation during the test.
2. This EUT has also been tested and complied with the requirements of FCC Part 15, Subpart B, recorded in a separate test report.



2 Test Configuration of Equipment Under Test

2.1 Test Mode

Antenna port conducted and radiated test items listed below are performed according to KDB 971168 D01 Power Meas License Digital Systems v03r01 with maximum output power.

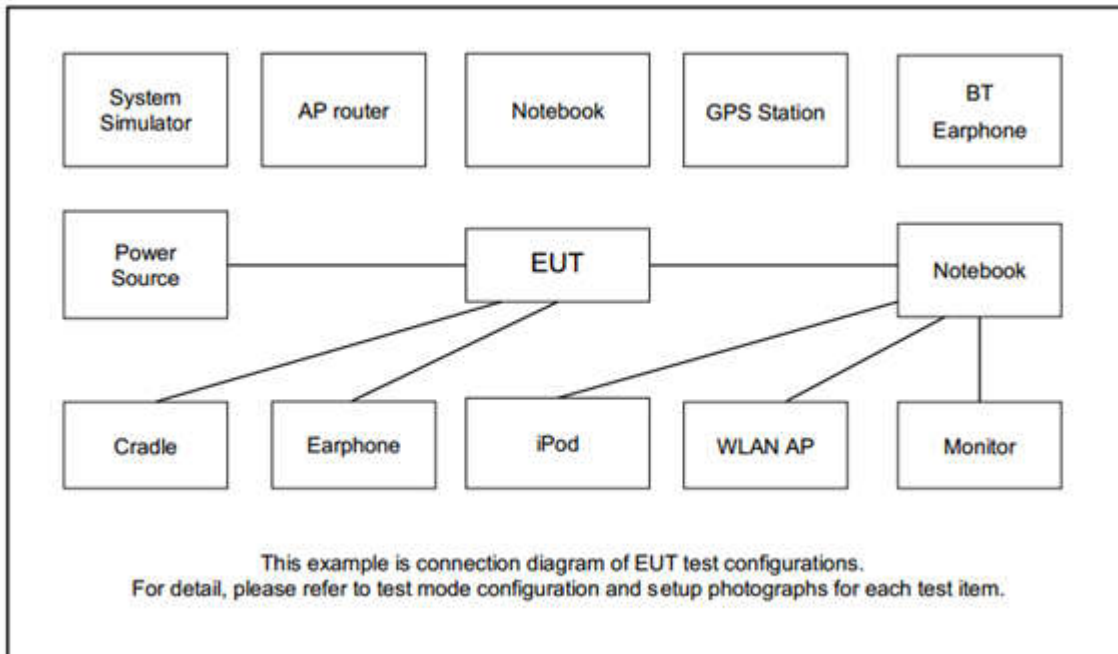
Radiated measurements are performed by rotating the EUT in three different orthogonal test planes to find the maximum emission.

Test Items	Band	Bandwidth (MHz)						Modulation		RB #			Test Channel		
		1.4	3	5	10	15	20	QPSK	16QAM	1	Half	Full	L	M	H
Max. Output Power	2	v	v	v	v	v	v	v	v	v	v	v	v	v	v
	4	v	v	v	v	v	v	v	v	v	v	v	v	v	v
	5	v	v	v	v	-	-	v	v	v	v	v	v	v	v
	7	-	-	v	v	v	v	v	v	v	v	v	v	v	v
	12	v	v	v	v	-	-	v	v	v	v	v	v	v	v
	13	-	-	v	v	-	-	v	v	v	v	v	v	v	v
	17	-	-	v	v	-	-	v	v	v	v	v	v	v	v
	26	v	v	v	v	v	-	v	v	v	v	v	v	v	v
	38	-	-	v	v	v	v	v	v	v	v	v	v	v	v
	41	-	-	v	v	v	v	v	v	v	v	v	v	v	v
	66	v	v	v	v	v	v	v	v	v	v	v	v	v	v



Test Items	Band	Bandwidth (MHz)						Modulation			RB #			Test Channel		
		1.4	3	5	10	15	20	QPSK	16QAM	64QAM	1	Half	Full	L	M	H
E.R.P / E.I.R.P	2	v	v	v	v	v	v	v	v	v	v			v	v	v
	4	v	v	v	v	v	v	v	v	v	v			v	v	v
	5	v	v	v	v	-	-	v	v	v	v			v	v	v
	7	-	-	v	v	v	v	v	v	v	v			v	v	v
	12	v	v	v	v	-	-	v	v	v	v			v	v	v
	13	-	-	v	v	-	-	v	v	v	v			v	v	v
	17	-	-	v	v	-	-	v	v	v	v			v	v	v
	26	v	v	v	v	v	-	v	v	v	v			v	v	v
	38	-	-	v	v	v	v	v	v	v	v			v	v	v
	41	-	-	v	v	v	v	v	v	v	v			v	v	v
66	v	v	v	v	v	v	v	v	v	v			v	v	v	
Radiated Spurious Emission	2	v	v	v	v	v	v	v	v	v	v			v	v	v
	4	v	v	v	v	v	v	v	v	v	v			v	v	v
	5	v	v	v	v	-	-	v	v	v	v			v	v	v
	7	-	-	v	v	v	v	v	v	v	v			v	v	v
	12	v	v	v	v	-	-	v	v	v	v			v	v	v
	13	-	-	v	v	-	-	v	v	v	v			v	v	v
	17	-	-	v	v	-	-	v	v	v	v			v	v	v
	26	v	v	v	v	v	-	v	v	v	v			v	v	v
	38	-	-	v	v	v	v	v	v	v	v			v	v	v
	41	-	-	v	v	v	v	v	v	v	v			v	v	v
66	v	v	v	v	v	v	v	v	v	v			v	v	v	
Note	<ol style="list-style-type: none"> The mark "v" means that this configuration is chosen for testing The mark "-" means that this bandwidth is not supported. The device is investigated from 30MHz to 10 times of fundamental signal for radiated spurious emission test under different RB size/offset and modulations in exploratory test. Subsequently, only the worst case emissions are reported. 															

2.2 Connection Diagram of Test System



2.3 Support Unit used in test configuration and system

Item	Equipment	Trade Name	Model No.	FCC ID	Data Cable	Power Cord
1.	LTE Base Station	Anritsu	MT8820C	N/A	N/A	Unshielded, 1.8 m
2.	DC Power Supply	GW INSTEK	GPS-3030D	N/A	N/A	Unshielded, 1.8 m



2.4 Frequency List of Low/Middle/High Channels

LTE Band 2 Channel and Frequency List				
BW [MHz]	Channel/Frequency(MHz)	Lowest	Middle	Highest
20	Channel	18700	18900	19100
	Frequency	1860	1880	1900
15	Channel	18675	18900	19125
	Frequency	1857.5	1880	1902.5
10	Channel	18650	18900	19150
	Frequency	1855	1880	1905
5	Channel	18625	18900	19175
	Frequency	1852.5	1880	1907.5
3	Channel	18615	18900	19185
	Frequency	1851.5	1880	1908.5
1.4	Channel	18607	18900	19193
	Frequency	1850.7	1880	1909.3

LTE Band 4 Channel and Frequency List				
BW [MHz]	Channel/Frequency(MHz)	Lowest	Middle	Highest
20	Channel	20050	20175	20300
	Frequency	1720	1732.5	1745
15	Channel	20025	20175	20325
	Frequency	1717.5	1732.5	1747.5
10	Channel	20000	20175	20350
	Frequency	1715	1732.5	1750
5	Channel	19975	20175	20375
	Frequency	1712.5	1732.5	1752.5
3	Channel	19965	20175	20385
	Frequency	1711.5	1732.5	1753.5
1.4	Channel	19957	20175	20393
	Frequency	1710.7	1732.5	1754.3



LTE Band 5 Channel and Frequency List				
BW [MHz]	Channel/Frequency(MHz)	Lowest	Middle	Highest
10	Channel	20450	20525	20600
	Frequency	829	836.5	844
5	Channel	20425	20525	20625
	Frequency	826.5	836.5	846.5
3	Channel	20415	20525	20635
	Frequency	825.5	836.5	847.5
1.4	Channel	20407	20525	20643
	Frequency	824.7	836.5	848.3

LTE Band 7 Channel and Frequency List				
BW [MHz]	Channel/Frequency(MHz)	Lowest	Middle	Highest
20	Channel	20850	21100	21350
	Frequency	2510	2535	2560
15	Channel	20825	21100	21375
	Frequency	2507.5	2535	2562.5
10	Channel	20800	21100	21400
	Frequency	2505	2535	2565
5	Channel	20775	21100	21425
	Frequency	2502.5	2535	2567.5

LTE Band 12 Channel and Frequency List				
BW [MHz]	Channel/Frequency(MHz)	Lowest	Middle	Highest
10	Channel	23060	23095	23130
	Frequency	704	707.5	711
5	Channel	23035	23095	23155
	Frequency	701.5	707.5	713.5
3	Channel	23025	23095	23165
	Frequency	700.5	707.5	714.5
1.4	Channel	23017	23095	23173
	Frequency	699.7	707.5	715.3



LTE Band 13 Channel and Frequency List				
BW [MHz]	Channel/Frequency(MHz)	Lowest	Middle	Highest
10	Channel	-	23230	-
	Frequency	-	782	-
5	Channel	23205	23230	23255
	Frequency	779.5	782	784.5

LTE Band 17 Channel and Frequency List				
BW [MHz]	Channel/Frequency(MHz)	Lowest	Middle	Highest
10	Channel	23780	23790	23800
	Frequency	709	710	711
5	Channel	23755	23790	23825
	Frequency	706.5	710	713.5

LTE Band 26 Channel and Frequency List				
BW [MHz]	Channel/Frequency(MHz)	Lowest	Middle	Highest
15	Channel	26865	26915	26965
	Frequency	831.5	836.5	841.5
10	Channel	26840	26915	26990
	Frequency	829	836.5	844
5	Channel	26815	26915	27015
	Frequency	826.5	836.5	846.5
3	Channel	26805	26915	27025
	Frequency	825.5	836.5	847.5
1.4	Channel	26797	26915	27033
	Frequency	824.7	836.5	848.3



LTE Band 38 Channel and Frequency List				
BW [MHz]	Channel/Frequency(MHz)	Lowest	Middle	Highest
20	Channel	37850	38000	38150
	Frequency	2580	2595	2610
15	Channel	37825	38000	38175
	Frequency	2577.5	2595	2612.5
10	Channel	37800	38000	38200
	Frequency	2575	2595	2615
5	Channel	37775	38000	38225
	Frequency	2572.5	2595	2617.5

LTE Band 41 Channel and Frequency List				
BW [MHz]	Channel/Frequency(MHz)	Lowest	Middle	Highest
20	Channel	39750	40620	41490
	Frequency	2506	2593	2680
15	Channel	39725	40620	41515
	Frequency	2503.5	2593	2682.5
10	Channel	39700	40620	41540
	Frequency	2501	2593	2685
5	Channel	39675	40620	41565
	Frequency	2498.5	2593	2687.5

LTE Band 66 Channel and Frequency List				
BW [MHz]	Channel/Frequency(MHz)	Lowest	Middle	Highest
20	Channel	132072	132322	132572
	Frequency	1720	1745	1770
15	Channel	132047	132322	132597
	Frequency	1717.5	1745	1772.5
10	Channel	132022	132322	132622
	Frequency	1715	1745	1775
5	Channel	131997	132322	132647
	Frequency	1712.5	1745	1777.5
3	Channel	131987	132322	132657
	Frequency	1711.5	1745	1778.5
1.4	Channel	131979	132322	132665
	Frequency	1710.7	1745	1779.3

3 Conducted Test Items

3.1 Measuring Instruments

See list of measuring instruments of this test report.

3.2 Test Setup

Conducted Output Power



3.3 Test Result of Conducted Test

Please refer to Appendix A.



3.4 Conducted Output Power and ERP/EIRP

Description of the Conducted Output Power Measurement and ERP/EIRP Measurement

A system simulator was used to establish communication with the EUT. Its parameters were set to force the EUT transmitting at maximum output power. The measured power in the radio frequency on the transmitter output terminals shall be reported.

The ERP of mobile transmitters must not exceed 7 Watts for LTE Band 5 and Band 26.

The ERP of mobile transmitters must not exceed 3 Watts for LTE Band 12, Band 13 and Band 17.

The EIRP of mobile transmitters must not exceed 2 Watts for LTE Band 2 and Band 7 and Band 38 and Band 41.

The EIRP of mobile transmitters must not exceed 1 Watts for LTE Band 4 and Band 66.

According to KDB 412172 D01 Power Approach,

$EIRP = P_T + G_T - L_C$, $ERP = EIRP - 2.15$, where

P_T = transmitter output power in dBm

G_T = gain of the transmitting antenna in dBi

L_C = signal attenuation in the connecting cable between the transmitter and antenna in dB

Test Procedures

1. The testing follows ANSI C63.26 Section 5.2
2. The transmitter output port was connected to the system simulator.
3. Set EUT at maximum power through the system simulator.
4. Select lowest, middle, and highest channels for each band and different modulation.
5. Measure and record the power level from the system simulator.

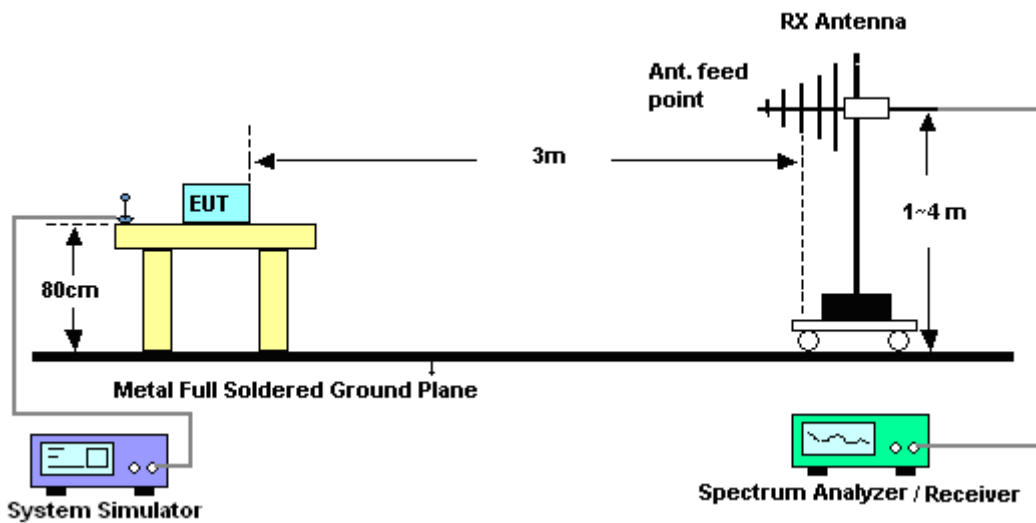
4 Radiated Test Items

4.1 Measuring Instruments

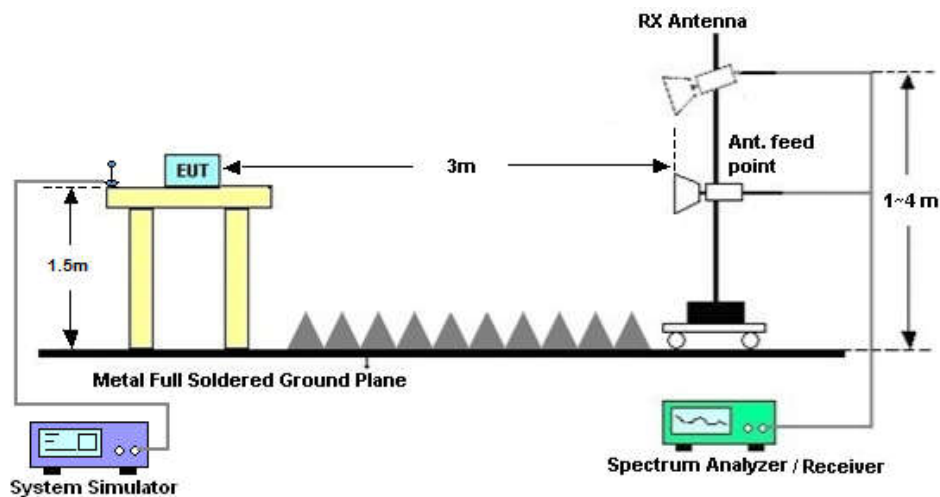
See list of measuring instruments of this test report.

4.2 Test Setup

For radiated test from 30MHz to 1GHz



For radiated test above 1GHz



4.3 Test Result of Radiated Test

Please refer to Appendix B.



4.4 Radiated Spurious Emission

Description of Radiated Spurious Emission

The radiated spurious emission was measured by substitution method according to ANSI C63.26. The power of any emission outside of the authorized operating frequency ranges must be attenuated below the transmitter power (P) by a factor of at least $43 + 10 \log (P)$ dB.

For Band 7, 38, 41

The power of any emission outside of the authorized operating frequency ranges must be attenuated below the transmitter power (P) by a factor of at least $55 + 10 \log (P)$ dB.

For LTE Band 13

For operations in the 746-758 MHz, 775-788 MHz, and 805-806 MHz bands, emissions in the band 1559-1610 MHz shall be limited to -70 dBW/MHz equivalent isotropically radiated power (EIRP) for wideband signals, and -80 dBW EIRP for discrete emissions of less than 700 Hz bandwidth.

The spectrum is scanned from 30 MHz up to a frequency including its 10th harmonic.

Test Procedures

1. The testing follows ANSI C63.26 Section 5.5
2. The EUT was placed on a turntable with 0.8 meter height for frequency below 1GHz and 1.5 meter height for frequency above 1GHz respectively above ground.
3. The EUT was set 3 meters from the receiving antenna mounted on the antenna tower.
4. The table was rotated 360 degrees to determine the position of the highest spurious emission.
5. The height of the receiving antenna is varied between 1m to 4m to search the maximum spurious emission for both horizontal and vertical polarizations.
6. During the measurement, the system simulator parameters were set to force the EUT transmitting at maximum output power.
7. Make the measurement with the spectrum analyzer's RBW = 1MHz, VBW = 3MHz, taking the record of maximum spurious emission.
8. A horn antenna was substituted in place of the EUT and was driven by a signal generator.
9. Tune the output power of signal generator to the same emission level with EUT maximum spurious emission.
10. $EIRP (dBm) = S.G. Power - Tx Cable Loss + Tx Antenna Gain$
11. $ERP (dBm) = EIRP - 2.15$
12. The RF fundamental frequency should be excluded against the limit line in the operating frequency band.

The limit line is derived from $43 + 10\log(P)$ dB below the transmitter power P(Watts)
 $= P(W) - [43 + 10\log(P)] (dB)$
 $= [30 + 10\log(P)] (dBm) - [43 + 10\log(P)] (dB)$
 $= -13dBm.$

13. For Band 7, 38, 41:

The limit line is derived from $55 + 10\log(P)$ dB below the transmitter power P(Watts)



5 List of Measuring Equipment

Instrument	Manufacturer	Model No.	Serial No.	Characteristics	Calibration Date	Test Date	Due Date	Remark
Base Station	R&S	CMW500	132727	2G/3G/4G	Dec. 26, 2017	Nov. 20, 2018	Dec. 25, 2018	Conducted (TH01-SZ)
EMI Test Receiver&SA	KEYSIGHT	N9038A	MY54450083	20Hz~8.4GHz	Apr. 19, 2018	Oct. 24, 2018~Nov. 12, 2018	Apr. 18, 2019	Radiation (03CH03-SZ)
EXA Spectrum Analyzer	KEYSIGHT	N9010A	MY55150246	10Hz~44GHz;	Apr. 19, 2018	Oct. 24, 2018~Nov. 12, 2018	Apr. 18, 2019	Radiation (03CH03-SZ)
Bilog Antenna	TeseQ	CBL6112D	35408	30MHz-2GHz	Apr. 19, 2018	Oct. 24, 2018~Nov. 12, 2018	Apr. 18, 2019	Radiation (03CH03-SZ)
Double Ridge Horn Antenna	SCHWARZBECK	BBHA9120D	9120D-1355	1GHz~18GHz	Mar. 29 2018	Oct. 24, 2018~Nov. 12, 2018	Mar. 28, 2019	Radiation (03CH03-SZ)
SHF-EHF Horn	com-power	AH-840	101071	18Ghz-40GHz	Mar. 30, 2018	Oct. 24, 2018~Nov. 12, 2018	Mar. 29, 2019	Radiation (03CH03-SZ)
Amplifier	Burgeon	BPA-530	102210	0.01Hz ~3000MHz	Oct. 18, 2018	Oct. 24, 2018~Nov. 12, 2018	Oct. 17, 2019	Radiation (03CH03-SZ)
Amplifier	Agilent Technologies	83017A	MY39501302	500MHz~26.5GHz	Dec. 27, 2017	Oct. 24, 2018~Nov. 12, 2018	Dec. 26, 2018	Radiation (03CH03-SZ)
HF Amplifier	MITEQ	TTA1840-35-HG	1871923	18GHz~40GHz	Jul. 30, 2018	Oct. 24, 2018~Nov. 12, 2018	Jul. 30, 2019	Radiation (03CH03-SZ)
AC Power Source	Chroma	61601	616010001985	N/A	NCR	Oct. 24, 2018~Nov. 12, 2018	NCR	Radiation (03CH03-SZ)
Turn Table	EM	EM1000	N/A	0~360 degree	NCR	Oct. 24, 2018~Nov. 12, 2018	NCR	Radiation (03CH03-SZ)
Antenna Mast	EM	EM1000	N/A	1 m~4 m	NCR	Oct. 24, 2018~Nov. 12, 2018	NCR	Radiation (03CH03-SZ)

NCR: No Calibration Required



6 Uncertainty of Evaluation

Uncertainty of Radiated Emission Measurement (30 MHz ~ 1000 MHz)

Measuring Uncertainty for a Level of Confidence of 95% ($U = 2Uc(y)$)	3.0dB
---	-------

Uncertainty of Radiated Emission Measurement (1 GHz ~ 18 GHz)

Measuring Uncertainty for a Level of Confidence of 95% ($U = 2Uc(y)$)	3.6dB
---	-------

Uncertainty of Radiated Emission Measurement (18 GHz ~ 40 GHz)

Measuring Uncertainty for a Level of Confidence of 95% ($U = 2Uc(y)$)	3.8dB
---	-------



Appendix A. Test Results of Conducted Test

Conducted Output Power(Average power)

LTE Band 2 Maximum Average Power [dBm]						
BW [MHz]	RB Size	RB Offset	Mod	Lowest	Middle	Highest
20	1	0	QPSK	22.55	22.72	22.45
20	1	49		22.45	22.64	22.44
20	1	99		22.35	22.64	22.36
20	50	0		21.97	22.13	21.98
20	50	24		21.96	22.10	21.95
20	50	50		21.82	22.11	21.92
20	100	0		21.93	22.11	21.91
20	1	0	16-QAM	22.34	22.48	22.18
20	1	49		22.31	22.39	22.17
20	1	99		22.19	22.41	22.09
20	50	0		21.06	21.19	20.96
20	50	24		21.01	21.20	20.96
20	50	50		20.99	21.21	20.93
20	100	0		21.02	21.15	20.97
15	1	0	QPSK	22.52	22.67	22.55
15	1	37		22.35	22.58	22.39
15	1	74		22.37	22.43	22.32
15	36	0		21.77	22.08	21.96
15	36	20		21.81	22.05	21.94
15	36	39		21.86	21.98	21.93
15	75	0		21.83	22.06	22.04
15	1	0	16-QAM	22.30	22.37	22.42
15	1	37		22.18	22.39	22.24
15	1	74		22.20	22.22	22.14
15	36	0		20.80	21.12	20.97
15	36	20		20.84	21.11	20.93
15	36	39		20.87	21.04	20.98
15	75	0		20.87	21.10	21.09



LTE Band 2 Maximum Average Power [dBm]						
BW [MHz]	RB Size	RB Offset	Mod	Lowest	Middle	Highest
10	1	0	QPSK	22.58	22.64	22.50
10	1	25		22.39	22.59	22.39
10	1	49		22.44	22.56	22.45
10	25	0		21.92	22.15	21.78
10	25	12		21.84	22.11	21.79
10	25	25		21.85	22.04	21.90
10	50	0		21.83	22.07	21.90
10	1	0	16-QAM	22.37	22.42	21.95
10	1	25		22.13	22.40	21.99
10	1	49		22.21	22.40	21.96
10	25	0		20.99	21.21	21.00
10	25	12		20.94	21.13	21.05
10	25	25		20.94	21.09	21.08
10	50	0		20.88	21.07	21.01
5	1	0	QPSK	22.45	22.58	22.52
5	1	12		22.22	22.52	22.45
5	1	24		22.36	22.30	22.35
5	12	0		21.68	22.03	22.02
5	12	7		21.67	22.00	21.94
5	12	13		21.73	21.94	21.91
5	25	0		21.82	22.09	22.19
5	1	0	16-QAM	22.21	22.33	22.49
5	1	12		22.02	22.24	22.19
5	1	24		22.10	22.07	22.13
5	12	0		20.77	21.06	21.05
5	12	7		20.75	21.01	20.96
5	12	13		20.82	20.94	20.95
5	25	0		20.89	21.10	21.24



LTE Band 2 Maximum Average Power [dBm]						
BW [MHz]	RB Size	RB Offset	Mod	Lowest	Middle	Highest
3	1	0	QPSK	22.42	22.55	22.45
3	1	8		22.45	22.61	22.41
3	1	14		22.33	22.58	22.30
3	8	0		21.96	22.10	21.88
3	8	4		21.93	22.10	21.83
3	8	7		21.95	22.11	21.83
3	15	0		21.97	22.11	21.87
3	1	0	16-QAM	22.25	22.40	22.19
3	1	8		22.29	22.46	22.17
3	1	14		22.22	22.42	22.11
3	8	0		21.05	21.20	20.91
3	8	4		21.03	21.20	20.88
3	8	7		21.01	21.22	20.91
3	15	0		21.00	21.15	20.89
1.4	1	0	QPSK	22.42	22.68	22.48
1.4	1	3		22.49	22.66	22.38
1.4	1	5		22.52	22.71	22.37
1.4	3	0		22.46	22.68	22.39
1.4	3	1		22.43	22.69	22.38
1.4	3	3		22.45	22.64	22.36
1.4	6	0		21.92	22.12	21.88
1.4	1	0	16-QAM	22.26	22.49	22.24
1.4	1	3		22.26	22.45	22.18
1.4	1	5		22.32	22.49	22.17
1.4	3	0		22.05	22.32	21.94
1.4	3	1		22.05	22.30	22.00
1.4	3	3		22.07	22.32	21.93
1.4	6	0		21.08	21.18	20.91



LTE Band 4 Maximum Average Power [dBm]						
BW [MHz]	RB Size	RB Offset	Mod	Lowest	Middle	Highest
20	1	0	QPSK	22.89	22.99	22.86
20	1	49		22.78	22.84	22.89
20	1	99		22.83	22.96	23.06
20	50	0		21.74	21.73	21.78
20	50	24		21.73	21.64	21.85
20	50	50		21.82	21.94	22.12
20	100	0		21.82	21.93	22.08
20	1	0	16-QAM	22.02	22.10	22.07
20	1	49		22.16	21.93	22.13
20	1	99		22.04	21.97	22.38
20	50	0		20.85	20.78	20.84
20	50	24		20.87	20.70	20.93
20	50	50		20.71	20.69	21.09
20	100	0		20.85	20.75	21.16
15	1	0	QPSK	22.67	22.84	22.81
15	1	37		22.82	22.63	22.89
15	1	74		22.64	22.69	22.95
15	36	0		21.76	21.71	21.86
15	36	20		21.80	21.69	22.03
15	36	39		21.71	21.68	22.02
15	75	0		21.85	21.69	22.12
15	1	0	16-QAM	21.88	22.14	22.08
15	1	37		22.07	21.97	22.19
15	1	74		21.92	21.93	22.37
15	36	0		20.83	20.75	20.92
15	36	20		20.87	20.71	21.10
15	36	39		20.80	20.69	21.06
15	75	0		20.88	20.65	21.14



LTE Band 4 Maximum Average Power [dBm]						
BW [MHz]	RB Size	RB Offset	Mod	Lowest	Middle	Highest
10	1	0	QPSK	22.73	22.78	22.99
10	1	25		22.79	22.64	22.90
10	1	49		22.81	22.62	22.79
10	25	0		21.82	21.70	22.09
10	25	12		21.86	21.70	22.07
10	25	25		21.83	21.69	22.09
10	50	0		21.75	21.67	22.08
10	1	0	16-QAM	22.01	22.09	22.24
10	1	25		22.11	21.97	22.29
10	1	49		22.16	21.97	22.44
10	25	0		20.88	20.81	21.15
10	25	12		20.91	20.79	21.15
10	25	25		20.91	20.80	21.19
10	50	0		20.83	20.73	21.13
5	1	0	QPSK	22.62	22.67	23.01
5	1	12		22.67	22.57	23.00
5	1	24		22.79	22.63	23.05
5	12	0		21.58	21.63	22.00
5	12	7		21.62	21.67	22.03
5	12	13		21.65	21.63	22.02
5	25	0		21.66	21.66	22.06
5	1	0	16-QAM	22.01	21.94	22.39
5	1	12		21.93	22.01	22.36
5	1	24		22.04	22.05	22.30
5	12	0		20.65	20.67	21.09
5	12	7		20.75	20.69	21.13
5	12	13		20.77	20.67	21.12
5	25	0		20.77	20.65	21.10



LTE Band 4 Maximum Average Power [dBm]						
BW [MHz]	RB Size	RB Offset	Mod	Lowest	Middle	Highest
3	1	0	QPSK	22.67	22.65	22.99
3	1	8		22.69	22.65	23.01
3	1	14		22.73	22.63	23.02
3	8	0		21.67	21.69	22.05
3	8	4		21.68	21.67	21.97
3	8	7		21.70	21.68	21.98
3	15	0		21.64	21.68	21.98
3	1	0	16-QAM	21.90	21.84	22.22
3	1	8		21.93	21.93	22.27
3	1	14		22.01	21.98	22.25
3	8	0		20.70	20.75	21.09
3	8	4		20.69	20.71	21.06
3	8	7		20.79	20.71	21.04
3	15	0		20.68	20.71	21.03
1.4	1	0	QPSK	22.50	22.69	22.95
1.4	1	3		22.61	22.66	22.96
1.4	1	5		22.60	22.65	22.90
1.4	3	0		22.60	22.63	23.01
1.4	3	1		22.59	22.62	23.02
1.4	3	3		22.59	22.63	23.01
1.4	6	0		21.57	21.66	22.06
1.4	1	0	16-QAM	22.10	22.00	22.28
1.4	1	3		22.16	22.21	22.37
1.4	1	5		22.15	22.01	22.41
1.4	3	0		21.78	21.84	22.16
1.4	3	1		21.76	21.76	22.18
1.4	3	3		21.76	21.76	22.22
1.4	6	0		20.66	20.77	21.08



LTE Band 5 Maximum Average Power [dBm]						
BW [MHz]	RB Size	RB Offset	Mod	Lowest	Middle	Highest
10	1	0	QPSK	22.48	22.54	22.66
10	1	25		22.45	22.59	22.57
10	1	49		22.55	22.68	22.71
10	25	0		21.29	21.59	21.69
10	25	12		21.41	21.63	21.64
10	25	25		21.60	21.68	21.69
10	50	0		21.53	21.63	21.70
10	1	0	16-QAM	21.74	21.91	22.08
10	1	25		21.70	21.95	21.97
10	1	49		21.94	22.06	22.19
10	25	0		20.52	20.67	20.73
10	25	12		20.49	20.69	20.72
10	25	25		20.69	20.75	20.85
10	50	0		20.58	20.68	20.85
5	1	0	QPSK	22.38	22.61	22.60
5	1	12		22.32	22.60	22.60
5	1	24		22.33	22.62	22.70
5	12	0		21.34	21.54	21.58
5	12	7		21.30	21.55	21.57
5	12	13		21.28	21.58	21.62
5	25	0		21.34	21.58	21.62
5	1	0	16-QAM	21.76	21.94	21.94
5	1	12		21.70	21.96	21.91
5	1	24		21.70	22.05	22.12
5	12	0		20.44	20.69	20.64
5	12	7		20.39	20.65	20.64
5	12	13		20.38	20.65	20.75
5	25	0		20.37	20.60	20.68



LTE Band 5 Maximum Average Power [dBm]						
BW [MHz]	RB Size	RB Offset	Mod	Lowest	Middle	Highest
3	1	0	QPSK	22.28	22.49	22.53
3	1	8		22.36	22.54	22.64
3	1	14		22.27	22.52	22.64
3	8	0		21.30	21.51	21.57
3	8	4		21.33	21.51	21.61
3	8	7		21.34	21.54	21.67
3	15	0		21.36	21.50	21.67
3	1	0	16-QAM	21.67	21.84	21.90
3	1	8		21.69	21.87	22.07
3	1	14		21.69	21.90	22.09
3	8	0		20.38	20.56	20.67
3	8	4		20.40	20.56	20.74
3	8	7		20.41	20.56	20.80
3	15	0		20.38	20.54	20.69
1.4	1	0	QPSK	22.42	22.48	22.63
1.4	1	3		22.34	22.44	22.61
1.4	1	5		22.37	22.48	22.66
1.4	3	0		22.31	22.46	22.63
1.4	3	1		22.29	22.45	22.62
1.4	3	3		22.29	22.46	22.60
1.4	6	0		21.29	21.47	21.64
1.4	1	0	16-QAM	21.74	21.87	21.98
1.4	1	3		21.78	21.85	22.00
1.4	1	5		21.83	21.87	22.00
1.4	3	0		21.48	21.66	21.69
1.4	3	1		21.40	21.62	21.76
1.4	3	3		21.39	21.63	21.69
1.4	6	0		20.33	20.59	20.67



LTE Band 26 Maximum Average Power [dBm]						
BW [MHz]	RB Size	RB Offset	Mod	Lowest	Middle	Highest
15	1	0	QPSK	22.31	22.03	22.44
15	1	37		22.39	22.11	22.54
15	1	74		22.50	22.22	22.71
15	36	0		21.21	20.93	21.48
15	36	20		21.41	21.13	21.52
15	36	39		21.43	21.15	21.59
15	75	0		21.54	21.26	21.64
15	1	0	16-QAM	21.56	21.28	21.75
15	1	37		21.76	21.48	21.81
15	1	74		21.91	21.63	21.93
15	36	0		20.26	19.98	20.57
15	36	20		20.51	20.23	20.58
15	36	39		20.53	20.25	20.68
15	75	0		20.64	20.36	20.67
10	1	0	QPSK	22.10	22.14	22.26
10	1	25		22.06	22.17	22.18
10	1	49		21.98	22.26	22.39
10	25	0		20.88	21.17	21.27
10	25	12		20.93	21.20	21.25
10	25	25		21.08	21.25	21.37
10	50	0		21.06	21.22	21.37
10	1	0	16-QAM	21.41	21.55	21.68
10	1	25		21.30	21.59	21.56
10	1	49		21.35	21.68	21.83
10	25	0		19.96	20.30	20.33
10	25	12		19.99	20.32	20.29
10	25	25		20.11	20.36	20.42
10	50	0		20.09	20.32	20.44



LTE Band 26 Maximum Average Power [dBm]							
BW [MHz]	RB Size	RB Offset	Mod	Lowest	Middle	Highest	
5	1	0	QPSK	22.08	22.18	22.20	
5	1	12		22.11	22.18	22.20	
5	1	24		21.90	22.26	22.36	
5	12	0		20.99	21.13	21.23	
5	12	7		20.98	21.14	21.20	
5	12	13		21.03	21.16	21.29	
5	25	0		20.82	21.15	21.28	
5	1	0		21.40	21.53	21.59	
5	1	12	16-QAM	21.32	21.56	21.60	
5	1	24		21.29	21.64	21.81	
5	12	0		20.13	20.25	20.29	
5	12	7		20.14	20.27	20.31	
5	12	13		19.96	20.28	20.40	
5	25	0		19.92	20.20	20.36	
3	1	0		QPSK	22.16	22.13	22.25
3	1	8			21.98	22.18	22.36
3	1	14	21.80		22.17	22.35	
3	8	0	21.04		21.16	21.23	
3	8	4	21.00		21.16	21.30	
3	8	7	20.79		21.18	21.30	
3	15	0	20.73		21.18	21.33	
3	1	0	16-QAM		21.29	21.51	21.56
3	1	8		21.15	21.54	21.69	
3	1	14		21.18	21.57	21.69	
3	8	0		20.20	20.29	20.32	
3	8	4		20.26	20.26	20.40	
3	8	7		19.95	20.29	20.42	
3	15	0		20.20	20.25	20.37	



LTE Band 26 Maximum Average Power [dBm]						
BW [MHz]	RB Size	RB Offset	Mod	Lowest	Middle	Highest
1.4	1	0	QPSK	22.05	22.09	22.35
1.4	1	3		21.98	22.09	22.32
1.4	1	5		22.00	22.10	22.39
1.4	3	0		22.10	22.10	22.33
1.4	3	1		22.10	22.08	22.28
1.4	3	3		22.01	22.08	22.27
1.4	6	0		20.92	21.09	21.28
1.4	1	0	16-QAM	21.30	21.47	21.67
1.4	1	3		21.35	21.43	21.68
1.4	1	5		21.21	21.54	21.76
1.4	3	0		21.24	21.25	21.37
1.4	3	1		21.24	21.27	21.33
1.4	3	3		20.89	21.27	21.46
1.4	6	0		19.82	20.12	20.32



LTE Band 7 Maximum Average Power [dBm]						
BW [MHz]	RB Size	RB Offset	Mod	Lowest	Middle	Highest
20	1	0	QPSK	22.35	22.36	22.43
20	1	49		22.39	22.59	22.44
20	1	99		22.51	22.62	22.58
20	50	0		21.51	21.62	21.49
20	50	24		21.27	21.50	21.39
20	50	50		21.27	21.61	21.30
20	100	0		21.43	21.62	21.48
20	1	0	16-QAM	21.51	21.63	21.60
20	1	49		21.43	21.60	21.55
20	1	99		21.53	21.80	21.43
20	50	0		20.31	20.48	20.49
20	50	24		20.25	20.49	20.42
20	50	50		20.26	20.62	20.36
20	100	0		20.29	20.62	20.54
15	1	0	QPSK	22.21	22.36	22.33
15	1	37		22.10	22.34	22.21
15	1	74		22.15	22.47	22.13
15	36	0		21.20	21.44	21.43
15	36	20		21.17	21.47	21.36
15	36	39		21.20	21.55	21.32
15	75	0		21.15	21.44	21.34
15	1	0	16-QAM	21.35	21.46	21.60
15	1	37		21.27	21.59	21.51
15	1	74		21.37	21.71	21.31
15	36	0		20.23	20.40	20.45
15	36	20		20.20	20.44	20.36
15	36	39		20.20	20.52	20.33
15	75	0		20.14	20.46	20.37



LTE Band 7 Maximum Average Power [dBm]						
BW [MHz]	RB Size	RB Offset	Mod	Lowest	Middle	Highest
10	1	0	QPSK	22.17	22.33	22.37
10	1	25		22.16	22.35	22.19
10	1	49		22.10	22.47	22.18
10	25	0		21.22	21.47	21.38
10	25	12		21.15	21.49	21.26
10	25	25		21.13	21.52	21.29
10	50	0		21.17	21.50	21.27
10	1	0	16-QAM	21.37	21.60	21.63
10	1	25		21.40	21.55	21.44
10	1	49		21.41	21.72	21.44
10	25	0		20.24	20.50	20.39
10	25	12		20.24	20.52	20.33
10	25	25		20.16	20.55	20.35
10	50	0		20.20	20.51	20.33
5	1	0	QPSK	22.14	22.35	22.23
5	1	12		22.06	22.34	22.20
5	1	24		22.14	22.41	22.20
5	12	0		21.23	21.40	21.25
5	12	7		21.13	21.40	21.24
5	12	13		21.14	21.41	21.18
5	25	0		21.14	21.43	21.26
5	1	0	16-QAM	21.31	21.52	21.50
5	1	12		21.27	21.59	21.45
5	1	24		21.30	21.70	21.43
5	12	0		20.18	20.42	20.30
5	12	7		20.09	20.43	20.28
5	12	13		20.15	20.43	20.21
5	25	0		20.13	20.43	20.28



LTE Band 12 Maximum Average Power [dBm]						
BW [MHz]	RB Size	RB Offset	Mod	Lowest	Middle	Highest
10	1	0	QPSK	22.71	22.74	22.71
10	1	25		22.80	22.83	22.78
10	1	49		22.77	22.78	22.75
10	25	0		21.78	21.86	21.74
10	25	12		21.86	21.88	21.72
10	25	25		21.90	21.79	21.81
10	50	0		21.86	21.87	21.85
10	1	0	16-QAM	21.98	22.10	22.10
10	1	25		22.16	22.08	22.02
10	1	49		22.19	22.11	22.23
10	25	0		20.84	20.95	20.84
10	25	12		20.92	20.90	20.80
10	25	25		20.96	20.85	20.92
10	50	0		20.94	20.92	20.93
5	1	0	QPSK	22.70	22.81	22.67
5	1	12		22.76	22.74	22.70
5	1	24		22.82	22.72	22.71
5	12	0		21.68	21.78	21.69
5	12	7		21.72	21.79	21.69
5	12	13		21.80	21.77	21.62
5	25	0		21.74	21.82	21.72
5	1	0	16-QAM	22.00	22.25	22.01
5	1	12		22.05	22.14	22.02
5	1	24		22.21	22.13	22.11
5	12	0		20.72	20.90	20.75
5	12	7		20.81	20.90	20.80
5	12	13		20.93	20.80	20.81
5	25	0		20.79	20.83	20.78



LTE Band 12 Maximum Average Power [dBm]						
BW [MHz]	RB Size	RB Offset	Mod	Lowest	Middle	Highest
3	1	0	QPSK	22.62	22.76	22.70
3	1	8		22.64	22.81	22.76
3	1	14		22.73	22.73	22.69
3	8	0		21.64	21.76	21.74
3	8	4		21.58	21.76	21.66
3	8	7		21.67	21.71	21.73
3	15	0		21.61	21.76	21.69
3	1	0	16-QAM	21.98	22.11	22.01
3	1	8		22.04	22.17	22.12
3	1	14		22.10	22.09	21.96
3	8	0		20.73	20.87	20.81
3	8	4		20.71	20.86	20.78
3	8	7		20.79	20.83	20.86
3	15	0		20.69	20.88	20.78
1.4	1	0	QPSK	22.74	22.80	22.68
1.4	1	3		22.68	22.79	22.63
1.4	1	5		22.69	22.81	22.60
1.4	3	0		22.65	22.72	22.63
1.4	3	1		22.66	22.71	22.64
1.4	3	3		22.60	22.71	22.63
1.4	6	0		21.64	21.77	21.68
1.4	1	0	16-QAM	22.16	22.11	22.07
1.4	1	3		22.06	22.12	22.05
1.4	1	5		22.09	22.15	21.99
1.4	3	0		21.82	21.85	21.78
1.4	3	1		21.81	21.87	21.77
1.4	3	3		21.81	21.88	21.81
1.4	6	0		20.73	20.79	20.68



LTE Band 13 Maximum Average Power [dBm]						
BW [MHz]	RB Size	RB Offset	Mod	Lowest	Middle	Highest
10	1	0	QPSK		22.67	
10	1	25			22.78	
10	1	49			22.67	
10	25	0			22.76	
10	25	12			22.75	
10	25	25			22.76	
10	50	0			21.83	
10	1	0	16-QAM		22.08	
10	1	25			22.18	
10	1	49			22.10	
10	25	0			21.91	
10	25	12			21.89	
10	25	25			21.89	
10	50	0			20.88	
5	1	0	QPSK	22.63	22.74	22.68
5	1	12		22.77	22.67	22.72
5	1	24		22.70	22.76	22.61
5	12	0		21.75	21.66	21.61
5	12	7		21.69	21.56	21.67
5	12	13		21.65	21.60	21.58
5	25	0		21.72	21.66	21.69
5	1	0	16-QAM	22.02	22.24	22.02
5	1	12		22.19	22.13	22.09
5	1	24		22.09	22.18	21.95
5	12	0		20.83	20.71	20.73
5	12	7		20.77	20.65	20.75
5	12	13		20.75	20.70	20.67
5	25	0		20.72	20.68	20.73



LTE Band 17 Maximum Average Power [dBm]						
BW [MHz]	RB Size	RB Offset	Mod	Lowest	Middle	Highest
10	1	0	QPSK	22.93	22.96	22.85
10	1	25		22.91	22.83	22.74
10	1	49		23.00	22.99	22.90
10	25	0		22.00	22.01	21.88
10	25	12		21.99	21.96	21.86
10	25	25		22.03	22.02	21.94
10	50	0		22.04	22.04	21.98
10	1	0	16-QAM	22.25	22.37	22.13
10	1	25		22.23	22.22	22.04
10	1	49		22.36	22.34	22.29
10	25	0		21.14	21.03	20.91
10	25	12		21.04	20.93	20.86
10	25	25		21.07	20.99	20.97
10	50	0		21.11	21.00	21.03
5	1	0	QPSK	22.90	22.86	22.76
5	1	12		22.89	22.77	22.77
5	1	24		22.89	22.84	22.80
5	12	0		21.99	21.81	21.76
5	12	7		21.97	21.79	21.71
5	12	13		21.94	21.77	21.69
5	25	0		21.93	21.80	21.73
5	1	0	16-QAM	22.27	22.24	22.09
5	1	12		22.28	22.17	22.13
5	1	24		22.20	22.16	22.12
5	12	0		21.07	20.90	20.74
5	12	7		21.02	20.87	20.81
5	12	13		21.03	20.84	20.83
5	25	0		21.02	20.82	20.77



LTE Band 38 Maximum Average Power [dBm]							
BW [MHz]	RB Size	RB Offset	Mod	Lowest	Middle	Highest	
20	1	0	QPSK	22.25	22.09	22.20	
20	1	49		22.24	22.09	22.19	
20	1	99		22.43	22.18	22.27	
20	50	0		21.12	21.04	21.15	
20	50	24		21.15	21.06	21.16	
20	50	50		21.20	21.10	21.20	
20	100	0		21.23	21.11	21.21	
20	1	0		21.62	21.50	21.60	
20	1	49	16-QAM	21.63	21.52	21.60	
20	1	99		21.72	21.61	21.68	
20	50	0		20.26	20.14	20.29	
20	50	24		20.28	20.15	20.30	
20	50	50		20.30	20.19	20.34	
20	100	0		20.24	20.12	20.25	
15	1	0		QPSK	22.32	22.11	22.19
15	1	37			22.34	22.10	22.21
15	1	74	22.34		22.12	22.24	
15	36	0	21.27		21.07	21.23	
15	36	20	21.32		21.10	21.24	
15	36	39	21.33		21.11	21.22	
15	75	0	21.32		21.11	21.19	
15	1	0	16-QAM		21.69	21.47	21.56
15	1	37		21.74	21.52	21.58	
15	1	74		21.77	21.56	21.60	
15	36	0		20.38	20.17	20.27	
15	36	20		20.42	20.21	20.29	
15	36	39		20.43	20.22	20.31	
15	75	0		20.33	20.14	20.22	



LTE Band 38 Maximum Average Power [dBm]						
BW [MHz]	RB Size	RB Offset	Mod	Lowest	Middle	Highest
10	1	0	QPSK	22.33	22.10	22.25
10	1	25		22.34	22.10	22.21
10	1	49		22.40	22.16	22.25
10	25	0		21.34	21.11	21.23
10	25	12		21.30	21.12	21.23
10	25	25		21.32	21.14	21.25
10	50	0		21.27	21.08	21.22
10	1	0	16-QAM	21.70	21.52	21.63
10	1	25		21.70	21.52	21.63
10	1	49		21.76	21.54	21.67
10	25	0		20.43	20.21	20.39
10	25	12		20.43	20.21	20.40
10	25	25		20.46	20.24	20.41
10	50	0		20.39	20.15	20.33
5	1	0	QPSK	22.29	22.03	22.26
5	1	12		22.28	22.02	22.24
5	1	24		22.33	22.07	22.25
5	12	0		21.30	21.05	21.20
5	12	7		21.31	21.05	21.20
5	12	13		21.32	21.06	21.21
5	25	0		21.30	21.05	21.20
5	1	0	16-QAM	21.73	21.48	21.62
5	1	12		21.68	21.46	21.59
5	1	24		21.68	21.51	21.63
5	12	0		20.38	20.24	20.40
5	12	7		20.33	20.23	20.40
5	12	13		20.27	20.24	20.42
5	25	0		20.31	20.15	20.35



LTE Band 41 Maximum Average Power [dBm]						
BW [MHz]	RB Size	RB Offset	Mod	Lowest	Middle	Highest
20	1	0	QPSK	22.31	22.15	22.32
20	1	49		22.38	22.61	22.51
20	1	99		22.32	22.44	22.43
20	50	0		21.67	21.65	21.66
20	50	24		21.72	21.75	21.66
20	50	50		21.73	21.76	21.68
20	100	0		21.74	21.64	21.64
20	1	0	16-QAM	21.67	21.55	21.74
20	1	49		21.68	21.64	21.69
20	1	99		21.73	21.85	21.84
20	50	0		20.47	20.21	20.39
20	50	24		20.43	20.29	20.38
20	50	50		20.47	20.40	20.48
20	100	0		20.47	20.26	20.47
15	1	0	QPSK	22.12	22.03	22.15
15	1	37		22.13	22.13	22.22
15	1	74		22.16	22.22	22.30
15	36	0		21.18	21.30	21.18
15	36	20		21.15	21.35	21.28
15	36	39		21.10	21.30	21.30
15	75	0		21.17	21.35	21.35
15	1	0	16-QAM	21.43	21.39	21.57
15	1	37		21.50	21.51	21.67
15	1	74		21.51	21.57	21.74
15	36	0		20.23	20.50	20.28
15	36	20		20.26	20.15	20.38
15	36	39		20.21	20.23	20.39
15	75	0		20.17	20.09	20.40



LTE Band 41 Maximum Average Power [dBm]						
BW [MHz]	RB Size	RB Offset	Mod	Lowest	Middle	Highest
10	1	0	QPSK	21.99	21.99	22.16
10	1	25		22.03	22.05	22.18
10	1	49		22.06	22.17	22.29
10	25	0		21.09	21.02	21.21
10	25	12		21.09	21.02	21.21
10	25	25		21.12	21.04	21.22
10	50	0		21.09	20.98	21.18
10	1	0	16-QAM	21.42	21.37	21.61
10	1	25		21.44	21.44	21.60
10	1	49		21.47	21.56	21.69
10	25	0		20.24	20.14	20.33
10	25	12		20.24	20.14	20.33
10	25	25		20.27	20.18	20.35
10	50	0		20.23	20.09	20.29
5	1	0	QPSK	21.96	22.04	22.13
5	1	12		21.96	21.99	22.12
5	1	24		22.02	22.03	22.21
5	12	0		21.03	20.99	21.15
5	12	7		21.04	21.00	21.15
5	12	13		21.05	21.02	21.16
5	25	0		21.06	21.00	21.15
5	1	0	16-QAM	21.40	21.43	21.58
5	1	12		21.39	21.41	21.55
5	1	24		21.43	21.45	21.63
5	12	0		20.19	20.16	20.37
5	12	7		20.18	20.16	20.37
5	12	13		20.19	20.17	20.37
5	25	0		20.12	20.53	20.20



LTE Band 66 Maximum Average Power [dBm]						
BW [MHz]	RB Size	RB Offset	Mod	Lowest	Middle	Highest
20	1	0	QPSK	22.65	22.72	22.88
20	1	49		22.73	22.75	22.53
20	1	99		22.74	22.96	22.89
20	50	0		21.73	21.69	21.76
20	50	24		21.75	21.77	21.59
20	50	50		21.76	22.00	21.78
20	100	0		21.96	22.01	21.84
20	1	0	16-QAM	21.93	22.15	22.32
20	1	49		22.00	22.12	21.98
20	1	99		21.86	22.44	22.10
20	50	0		20.74	20.67	20.77
20	50	24		20.71	20.73	20.58
20	50	50		20.62	20.95	20.60
20	100	0		20.91	20.98	20.82
15	1	0	QPSK	22.49	22.66	22.72
15	1	37		22.72	22.69	22.46
15	1	74		22.61	22.94	22.73
15	36	0		21.65	21.60	21.49
15	36	20		21.72	21.70	21.48
15	36	39		21.64	21.90	21.56
15	75	0		21.82	21.86	21.67
15	1	0	16-QAM	21.88	22.06	22.07
15	1	37		22.11	22.07	21.84
15	1	74		21.98	22.35	22.06
15	36	0		20.58	20.55	20.43
15	36	20		20.63	20.65	20.44
15	36	39		20.60	20.83	20.51
15	75	0		20.74	20.80	20.63



LTE Band 66 Maximum Average Power [dBm]						
BW [MHz]	RB Size	RB Offset	Mod	Lowest	Middle	Highest
10	1	0	QPSK	22.61	22.68	22.53
10	1	25		22.71	22.71	22.47
10	1	49		22.78	22.94	22.78
10	25	0		21.57	21.57	21.42
10	25	12		21.59	21.62	21.44
10	25	25		21.66	21.73	21.55
10	50	0		21.72	21.76	21.60
10	1	0	16-QAM	21.88	22.01	21.87
10	1	25		21.94	22.03	21.80
10	1	49		22.13	22.28	22.10
10	25	0		20.50	20.54	20.32
10	25	12		20.54	20.58	20.34
10	25	25		20.59	20.69	20.50
10	50	0		20.67	20.70	20.57
5	1	0	QPSK	22.55	22.61	22.51
5	1	12		22.59	22.70	22.59
5	1	24		22.66	22.80	22.74
5	12	0		21.35	21.38	21.27
5	12	7		21.38	21.47	21.35
5	12	13		21.39	21.48	21.46
5	25	0		21.54	21.62	21.58
5	1	0	16-QAM	21.87	21.92	21.79
5	1	12		21.87	21.98	21.94
5	1	24		21.96	22.08	22.13
5	12	0		20.28	20.39	20.32
5	12	7		20.36	20.43	20.36
5	12	13		20.38	20.44	20.49
5	25	0		20.47	20.53	20.52



LTE Band 66 Maximum Average Power [dBm]						
BW [MHz]	RB Size	RB Offset	Mod	Lowest	Middle	Highest
3	1	0	QPSK	22.47	22.57	22.57
3	1	8		22.58	22.67	22.58
3	1	14		22.53	22.76	22.64
3	8	0		21.33	21.49	21.37
3	8	4		21.32	21.49	21.41
3	8	7		21.40	21.51	21.49
3	15	0		21.44	21.60	21.50
3	1	0	16-QAM	21.84	21.93	21.86
3	1	8		21.84	22.06	21.99
3	1	14		21.88	22.05	21.95
3	8	0		20.24	20.39	20.28
3	8	4		20.28	20.37	20.34
3	8	7		20.35	20.41	20.40
3	15	0		20.29	20.42	20.41
1.4	1	0	QPSK	22.46	22.54	22.71
1.4	1	3		22.39	22.53	22.77
1.4	1	5		22.48	22.70	22.82
1.4	3	0		22.36	22.53	22.58
1.4	3	1		22.23	22.24	22.75
1.4	3	3		22.18	22.55	22.57
1.4	6	0		21.26	21.49	21.57
1.4	1	0	16-QAM	21.79	21.98	22.16
1.4	1	3		21.68	22.05	22.17
1.4	1	5		21.79	22.11	22.17
1.4	3	0		21.41	21.65	21.70
1.4	3	1		21.39	21.69	21.74
1.4	3	3		21.37	21.60	21.71
1.4	6	0		20.22	20.50	20.50



ERP/EIRP

Top Antenna:

LTE Band 2 (GT - LC = 3.49 dB) QPSK									
Bandwidth	1.4M			3M			5M		
Channel	18607	18900	19193	18615	18900	19185	18625	18900	19175
	(Low)	(Mid)	(High)	(Low)	(Mid)	(High)	(Low)	(Mid)	(High)
Frequency	1850.7	1880	1909.3	1851.5	1880	1908.5	1852.5	1880	1907.5
(MHz)									
Conducted Power (dBm)	22.52	22.71	22.37	22.45	22.61	22.41	22.45	22.58	22.52
Conducted Power (Watts)	0.1786	0.1866	0.1726	0.1758	0.1824	0.1742	0.1758	0.1811	0.1786
EIRP(dBm)	26.01	26.20	25.86	25.94	26.10	25.90	25.94	26.07	26.01
EIRP(Watts)	0.3990	0.4169	0.3855	0.3926	0.4074	0.3890	0.3926	0.4046	0.3990

LTE Band 2 (GT - LC = 3.49 dB) QPSK									
Bandwidth	10M			15M			20M		
Channel	18650	18900	19150	18675	18900	19125	18650	18900	19100
	(Low)	(Mid)	(High)	(Low)	(Mid)	(High)	(Low)	(Mid)	(High)
Frequency	1855	1880	1905	1857.5	1880	1902.5	1860	1880	1900
(MHz)									
Conducted Power (dBm)	22.58	22.64	22.50	22.52	22.67	22.55	22.55	22.72	22.45
Conducted Power (Watts)	0.1811	0.1837	0.1778	0.1786	0.1849	0.1799	0.1799	0.1871	0.1758
EIRP(dBm)	26.07	26.13	25.99	26.01	26.16	26.04	26.04	26.21	25.94
EIRP(Watts)	0.4046	0.4102	0.3972	0.3990	0.4130	0.4018	0.4018	0.4178	0.3926



LTE Band 2 (GT - LC = 3.49 dB) 16QAM									
Bandwidth	1.4M			3M			5M		
Channel	18607	18900	19193	18615	18900	19185	18625	18900	19175
	(Low)	(Mid)	(High)	(Low)	(Mid)	(High)	(Low)	(Mid)	(High)
Frequency (MHz)	1850.7	1880	1909.3	1851.5	1880	1908.5	1852.5	1880	1907.5
Conducted Power (dBm)	22.26	22.49	22.24	22.29	22.46	22.17	22.21	22.33	22.49
Conducted Power (Watts)	0.1683	0.1774	0.1675	0.1694	0.1762	0.1648	0.1663	0.1710	0.1774
EIRP(dBm)	25.75	25.98	25.73	25.78	25.95	25.66	25.70	25.82	25.98
EIRP(Watts)	0.3758	0.3963	0.3741	0.3784	0.3936	0.3681	0.3715	0.3819	0.3963

LTE Band 2 (GT - LC = 3.49 dB) 16QAM									
Bandwidth	10M			15M			20M		
Channel	18650	18900	19150	18675	18900	19125	18650	18900	19100
	(Low)	(Mid)	(High)	(Low)	(Mid)	(High)	(Low)	(Mid)	(High)
Frequency (MHz)	1855	1880	1905	1857.5	1880	1902.5	1860	1880	1900
Conducted Power (dBm)	22.37	22.42	21.95	22.30	22.37	22.42	22.34	22.48	22.18
Conducted Power (Watts)	0.1726	0.1746	0.1567	0.1698	0.1726	0.1746	0.1714	0.1770	0.1652
EIRP(dBm)	25.86	25.91	25.44	25.79	25.86	25.91	25.83	25.97	25.67
EIRP(Watts)	0.3855	0.3899	0.3499	0.3793	0.3855	0.3899	0.3828	0.3954	0.3690



LTE Band 4 (GT - LC = 3.69 dB) QPSK									
Bandwidth	1.4M			3M			5M		
Channel	19957	20175	20393	19965	20175	20385	19975	20175	20375
	(Low)	(Mid)	(High)	(Low)	(Mid)	(High)	(Low)	(Mid)	(High)
Frequency (MHz)	1710.7	1732.5	1754.3	1711.5	1732.5	1753.5	1712.5	1732.5	1752.5
Conducted Power (dBm)	22.59	22.62	23.02	22.73	22.63	23.02	22.79	22.63	23.05
Conducted Power (Watts)	0.1816	0.1828	0.2004	0.1875	0.1832	0.2004	0.1901	0.1832	0.2018
EIRP(dBm)	26.28	26.31	26.71	26.42	26.32	26.71	26.48	26.32	26.74
EIRP(Watts)	0.4246	0.4276	0.4688	0.4385	0.4285	0.4688	0.4446	0.4285	0.4721

LTE Band 4 (GT - LC = 3.69 dB) QPSK									
Bandwidth	10M			15M			20M		
Channel	20000	20175	20350	20025	20175	20325	20050	20175	20300
	(Low)	(Mid)	(High)	(Low)	(Mid)	(High)	(Low)	(Mid)	(High)
Frequency (MHz)	1715	1732.5	1750	1717.5	1732.5	1747.5	1720	1732.5	1745
Conducted Power (dBm)	22.73	22.78	22.99	22.64	22.69	22.95	22.83	22.96	23.06
Conducted Power (Watts)	0.1875	0.1897	0.1991	0.1837	0.1858	0.1972	0.1919	0.1977	0.2023
EIRP(dBm)	26.42	26.47	26.68	26.33	26.38	26.64	26.52	26.65	26.75
EIRP(Watts)	0.4385	0.4436	0.4656	0.4295	0.4345	0.4613	0.4487	0.4624	0.4732



LTE Band 4 (GT - LC = 3.69 dB) 16QAM									
Bandwidth	1.4M			3M			5M		
Channel	19957	20175	20393	19965	20175	20385	19975	20175	20375
	(Low)	(Mid)	(High)	(Low)	(Mid)	(High)	(Low)	(Mid)	(High)
Frequency (MHz)	1710.7	1732.5	1754.3	1711.5	1732.5	1753.5	1712.5	1732.5	1752.5
Conducted Power (dBm)	22.15	22.01	22.41	21.93	21.93	22.27	22.01	21.94	22.39
Conducted Power (Watts)	0.1641	0.1589	0.1742	0.1560	0.1560	0.1687	0.1589	0.1563	0.1734
EIRP(dBm)	25.84	25.70	26.10	25.62	25.62	25.96	25.70	25.63	26.08
EIRP(Watts)	0.3837	0.3715	0.4074	0.3648	0.3648	0.3945	0.3715	0.3656	0.4055

LTE Band 4 (GT - LC = 3.69 dB) 16QAM									
Bandwidth	10M			15M			20M		
Channel	20000	20175	20350	20025	20175	20325	20050	20175	20300
	(Low)	(Mid)	(High)	(Low)	(Mid)	(High)	(Low)	(Mid)	(High)
Frequency (MHz)	1715	1732.5	1750	1717.5	1732.5	1747.5	1720	1732.5	1745
Conducted Power (dBm)	22.16	21.97	22.44	21.92	21.93	22.37	22.04	21.97	22.38
Conducted Power (Watts)	0.1644	0.1574	0.1754	0.1556	0.1560	0.1726	0.1600	0.1574	0.1730
EIRP(dBm)	25.85	25.66	26.13	25.61	25.62	26.06	25.73	25.66	26.07
EIRP(Watts)	0.3846	0.3681	0.4102	0.3639	0.3648	0.4036	0.3741	0.3681	0.4046



LTE Band 5 (GT - LC = 2.02 dB) QPSK									
Bandwidth	1.4M			3M			5M		
Channel	20407	20525	20643	20415	20525	20635	20425	20525	20625
	(Low)	(Mid)	(High)	(Low)	(Mid)	(High)	(Low)	(Mid)	(High)
Frequency (MHz)	824.7	836.5	848.3	825.5	836.5	847.5	826.5	836.5	846.5
Conducted Power (dBm)	22.37	22.48	22.66	22.36	22.54	22.64	22.33	22.62	22.70
Conducted Power (Watts)	0.1726	0.1770	0.1845	0.1722	0.1795	0.1837	0.1710	0.1828	0.1862
ERP(dBm)	22.24	22.35	22.53	22.23	22.41	22.51	22.20	22.49	22.57
ERP(Watts)	0.1675	0.1718	0.1791	0.1671	0.1742	0.1782	0.1660	0.1774	0.1807

LTE Band 5 (GT - LC = 2.02 dB) QPSK			
Bandwidth	10M		
Channel	20450	20525	20600
	(Low)	(Mid)	(High)
Frequency (MHz)	829	836.5	844
Conducted Power (dBm)	22.55	22.68	22.71
Conducted Power (Watts)	0.1799	0.1854	0.1866
ERP(dBm)	22.42	22.55	22.58
ERP(Watts)	0.1746	0.1799	0.1811



LTE Band 5 (GT - LC = 2.02 dB) 16QAM									
Bandwidth	1.4M			3M			5M		
Channel	20407	20525	20643	20415	20525	20635	20425	20525	20625
	(Low)	(Mid)	(High)	(Low)	(Mid)	(High)	(Low)	(Mid)	(High)
Frequency (MHz)	824.7	836.5	848.3	825.5	836.5	847.5	826.5	836.5	846.5
Conducted Power (dBm)	21.83	21.87	22.00	21.69	21.90	22.09	21.70	22.05	22.12
Conducted Power (Watts)	0.1524	0.1538	0.1585	0.1476	0.1549	0.1618	0.1479	0.1603	0.1629
ERP(dBm)	21.70	21.74	21.87	21.56	21.77	21.96	21.57	21.92	21.99
ERP(Watts)	0.1479	0.1493	0.1538	0.1432	0.1503	0.1570	0.1435	0.1556	0.1581

LTE Band 5 (GT - LC = 2.02 dB) 16QAM			
Bandwidth	10M		
Channel	20450	20525	20600
	(Low)	(Mid)	(High)
Frequency (MHz)	829	836.5	844
Conducted Power (dBm)	21.94	22.06	22.19
Conducted Power (Watts)	0.1563	0.1607	0.1656
ERP(dBm)	21.81	21.93	22.06
ERP(Watts)	0.1517	0.1560	0.1607



LTE Band 7 (GT - LC = 3.37 dB) QPSK			
Bandwidth	5M		
Channel	20775	21100	21425
	(Low)	(Mid)	(High)
Frequency	2502.5	2535	2567.5
(MHz)			
Conducted Power (dBm)	22.14	22.41	22.20
Conducted Power (Watts)	0.1637	0.1742	0.1660
EIRP(dBm)	25.51	25.78	25.57
EIRP(Watts)	0.3556	0.3784	0.3606

LTE Band 7 (GT - LC = 3.37 dB) QPSK									
Bandwidth	10M			15M			20M		
Channel	20800	21100	21400	20825	21100	21375	20850	21100	21350
	(Low)	(Mid)	(High)	(Low)	(Mid)	(High)	(Low)	(Mid)	(High)
Frequency	2505	2535	2565	2507.5	2535	2562.5	2510	2535	2560
(MHz)									
Conducted Power (dBm)	22.10	22.47	22.18	22.15	22.47	22.13	22.51	22.62	22.58
Conducted Power (Watts)	0.1622	0.1766	0.1652	0.1641	0.1766	0.1633	0.1782	0.1828	0.1811
EIRP(dBm)	25.47	25.84	25.55	25.52	25.84	25.50	25.88	25.99	25.95
EIRP(Watts)	0.3524	0.3837	0.3589	0.3565	0.3837	0.3548	0.3873	0.3972	0.3936



LTE Band 7 (GT - LC = 3.37 dB) 16QAM			
Bandwidth	5M		
Channel	20775	21100	21425
	(Low)	(Mid)	(High)
Frequency	2502.5	2535	2567.5
(MHz)			
Conducted Power (dBm)	21.30	21.70	21.43
Conducted Power (Watts)	0.1349	0.1479	0.1390
EIRP(dBm)	24.67	25.07	24.80
EIRP(Watts)	0.2931	0.3214	0.3020

LTE Band 7 (GT - LC = 3.37 dB) 16QAM									
Bandwidth	10M			15M			20M		
Channel	20800	21100	21400	20825	21100	21375	20850	21100	21350
	(Low)	(Mid)	(High)	(Low)	(Mid)	(High)	(Low)	(Mid)	(High)
Frequency	2505	2535	2565	2507.5	2535	2562.5	2510	2535	2560
(MHz)									
Conducted Power (dBm)	21.41	21.72	21.44	21.37	21.71	21.31	21.53	21.80	21.43
Conducted Power (Watts)	0.1384	0.1486	0.1393	0.1371	0.1483	0.1352	0.1422	0.1514	0.1390
EIRP(dBm)	24.78	25.09	24.81	24.74	25.08	24.68	24.90	25.17	24.80
EIRP(Watts)	0.3006	0.3228	0.3027	0.2979	0.3221	0.2938	0.3090	0.3289	0.3020



LTE Band 12 (GT - LC = 1.28 dB) QPSK									
Bandwidth	1.4M			3M			5M		
Channel	23017	23095	23173	23025	23095	23165	23035	23095	23155
	(Low)	(Mid)	(High)	(Low)	(Mid)	(High)	(Low)	(Mid)	(High)
Frequency (MHz)	699.7	707.5	715.3	700.5	707.5	714.5	701.5	707.5	713.5
Conducted Power (dBm)	22.69	22.81	22.60	22.64	22.81	22.76	22.82	22.72	22.71
Conducted Power (Watts)	0.1858	0.1910	0.1820	0.1837	0.1910	0.1888	0.1914	0.1871	0.1866
ERP(dBm)	21.82	21.94	21.73	21.77	21.94	21.89	21.95	21.85	21.84
ERP(Watts)	0.1521	0.1563	0.1489	0.1503	0.1563	0.1545	0.1567	0.1531	0.1528

LTE Band 12 (GT - LC = 1.28 dB) QPSK			
Bandwidth	10M		
Channel	23060	23095	23130
	(Low)	(Mid)	(High)
Frequency (MHz)	704	707.5	711
Conducted Power (dBm)	22.80	22.83	22.78
Conducted Power (Watts)	0.1905	0.1919	0.1897
ERP(dBm)	21.93	21.96	21.91
ERP(Watts)	0.1560	0.1570	0.1552



LTE Band 12 (GT - LC = 1.28 dB) 16QAM									
Bandwidth	1.4M			3M			5M		
Channel	23017	23095	23173	23025	23095	23165	23035	23095	23155
	(Low)	(Mid)	(High)	(Low)	(Mid)	(High)	(Low)	(Mid)	(High)
Frequency (MHz)	699.7	707.5	715.3	700.5	707.5	714.5	701.5	707.5	713.5
Conducted Power (dBm)	22.16	22.11	22.07	22.04	22.17	22.12	22.00	22.25	22.01
Conducted Power (Watts)	0.1644	0.1626	0.1611	0.1600	0.1648	0.1629	0.1585	0.1679	0.1589
ERP(dBm)	21.29	21.24	21.20	21.17	21.30	21.25	21.13	21.38	21.14
ERP(Watts)	0.1346	0.1330	0.1318	0.1309	0.1349	0.1334	0.1297	0.1374	0.1300

LTE Band 12 (GT - LC = 1.28 dB) 16QAM			
Bandwidth	10M		
Channel	23060	23095	23130
	(Low)	(Mid)	(High)
Frequency (MHz)	704	707.5	711
Conducted Power (dBm)	22.19	22.11	22.23
Conducted Power (Watts)	0.1656	0.1626	0.1671
ERP(dBm)	21.32	21.24	21.36
ERP(Watts)	0.1355	0.1330	0.1368



LTE Band 13 (GT - LC = 1.53 dB) QPSK						
Bandwidth	5M			10M		
Channel	23205	23230	23255	23230		
	(Low)	(Mid)	(High)	-	(Mid)	-
Frequency	779.5	782	784.5	-	782	-
(MHz)						
Conducted Power (dBm)	22.77	22.67	22.72	-	22.78	-
Conducted Power (Watts)	0.1892	0.1849	0.1871	-	0.1897	-
ERP(dBm)	22.15	22.05	22.10	-	22.16	-
ERP(Watts)	0.1641	0.1603	0.1622	-	0.1644	-

LTE Band 13 (GT - LC = 1.53 dB) 16QAM						
Bandwidth	5M			10M		
Channel	23205	23230	23255	23230		
	(Low)	(Mid)	(High)	-	(Mid)	-
Frequency	779.5	782	784.5	-	782	-
(MHz)						
Conducted Power (dBm)	22.02	22.24	22.02	-	22.18	-
Conducted Power (Watts)	0.1592	0.1675	0.1592	-	0.1652	-
ERP(dBm)	21.40	21.62	21.40	-	21.56	-
ERP(Watts)	0.1380	0.1452	0.1380	-	0.1432	-



LTE Band 17 (GT - LC = 1.05 dB) QPSK						
Bandwidth	5M			10M		
Channel	23755	23790	23825	23780	23790	23800
	(Low)	(Mid)	(High)	(Low)	(Mid)	(High)
Frequency	706.5	710	713.5	709	710	711
(MHz)						
Conducted Power (dBm)	22.90	22.86	22.76	23.02	23.00	22.90
Conducted Power (Watts)	0.1950	0.1932	0.1888	0.2004	0.1995	0.1950
ERP(dBm)	21.80	21.76	21.66	21.92	21.90	21.80
ERP(Watts)	0.1514	0.1500	0.1466	0.1556	0.1549	0.1514

LTE Band 17 (GT - LC = 1.05 dB) 16QAM						
Bandwidth	5M			10M		
Channel	23755	23790	23825	23780	23790	23800
	(Low)	(Mid)	(High)	(Low)	(Mid)	(High)
Frequency	706.5	710	713.5	709	710	711
(MHz)						
Conducted Power (dBm)	22.28	22.17	22.13	22.25	22.37	22.13
Conducted Power (Watts)	0.1690	0.1648	0.1633	0.1679	0.1726	0.1633
ERP(dBm)	21.18	21.07	21.03	21.15	21.27	21.03
ERP(Watts)	0.1312	0.1279	0.1268	0.1303	0.1340	0.1268



LTE Band 26 (GT - LC = 2.02 dB) QPSK									
Bandwidth	1.4M			3M			5M		
Channel	26797	26915	27033	26805	26915	27025	26815	26915	27015
	(Low)	(Mid)	(High)	(Low)	(Mid)	(High)	(Low)	(Mid)	(High)
Frequency	824.7	836.5	848.3	825.5	836.5	847.5	826.5	836.5	846.5
(MHz)									
Conducted Power (dBm)	22.28	22.38	22.67	22.26	22.46	22.64	22.18	22.54	22.64
Conducted Power (Watts)	0.1690	0.1730	0.1849	0.1683	0.1762	0.1837	0.1652	0.1795	0.1837
ERP(dBm)	22.15	22.25	22.54	22.13	22.33	22.51	22.05	22.41	22.51
ERP(Watts)	0.1641	0.1679	0.1795	0.1633	0.1710	0.1782	0.1603	0.1742	0.1782

LTE Band 26 (GT - LC = 2.02 dB) QPSK							
Bandwidth	10M			15M			15M
Channel	26840	26915	26990	26865	26915	26965	26765
	(Low)	(Mid)	(High)	(Low)	(Mid)	(High)	(Low)
Frequency	829	836.5	844	831.5	836.5	841.5	821.5
(MHz)							
Conducted Power (dBm)	22.26	22.54	22.67	22.28	22.50	22.71	22.40
Conducted Power (Watts)	0.1683	0.1795	0.1849	0.1690	0.1778	0.1866	0.1738
ERP(dBm)	22.13	22.41	22.54	22.15	22.37	22.58	22.27
ERP(Watts)	0.1633	0.1742	0.1795	0.1641	0.1726	0.1811	0.1687



LTE Band 26 (GT - LC = 2.02 dB) 16QAM									
Bandwidth	1.4M			3M			5M		
Channel	26797	26915	27033	26805	26915	27025	26815	26915	27015
	(Low)	(Mid)	(High)	(Low)	(Mid)	(High)	(Low)	(Mid)	(High)
Frequency	824.7	836.5	848.3	825.5	836.5	847.5	826.5	836.5	846.5
(MHz)									
Conducted Power (dBm)	21.49	21.82	22.04	21.46	21.85	21.97	21.57	21.92	22.09
Conducted Power (Watts)	0.1409	0.1521	0.1600	0.1400	0.1531	0.1574	0.1435	0.1556	0.1618
ERP(dBm)	21.36	21.69	21.91	21.33	21.72	21.84	21.44	21.79	21.96
ERP(Watts)	0.1368	0.1476	0.1552	0.1358	0.1486	0.1528	0.1393	0.1510	0.1570

LTE Band 26 (GT - LC = 2.02 dB) 16QAM							
Bandwidth	10M			15M			15M
Channel	26840	26915	26990	26865	26915	26965	26765
	(Low)	(Mid)	(High)	(Low)	(Mid)	(High)	(Low)
Frequency	829	836.5	844	831.5	836.5	841.5	821.5
(MHz)							
Conducted Power (dBm)	21.63	21.96	22.11	21.56	21.91	21.93	21.67
Conducted Power (Watts)	0.1455	0.1570	0.1626	0.1432	0.1552	0.1560	0.1469
ERP(dBm)	21.50	21.83	21.98	21.43	21.78	21.80	21.54
ERP(Watts)	0.1413	0.1524	0.1578	0.1390	0.1507	0.1514	0.1426



LTE Band 38 (GT - LC = 3.48 dB) QPSK			
Bandwidth	5M		
Channel	37775	38000	38225
	(Low)	(Mid)	(High)
Frequency	2572.5	2595	2617.5
(MHz)			
Conducted Power (dBm)	22.33	22.07	22.25
Conducted Power (Watts)	0.1710	0.1611	0.1679
EIRP(dBm)	25.81	25.55	25.73
EIRP(Watts)	0.3811	0.3589	0.3741

LTE Band 38 (GT - LC = 3.48 dB) QPSK									
Bandwidth	10M			15M			20M		
Channel	37800	38000	38200	37825	38000	38175	37850	38000	38150
	(Low)	(Mid)	(High)	(Low)	(Mid)	(High)	(Low)	(Mid)	(Mid)
Frequency	2575	2595	2615	2577.5	2595	2612.5	2580	2595	2610
(MHz)									
Conducted Power (dBm)	22.40	22.16	22.25	22.34	22.12	22.24	22.43	22.18	22.27
Conducted Power (Watts)	0.1738	0.1644	0.1679	0.1714	0.1629	0.1675	0.1750	0.1652	0.1687
EIRP(dBm)	25.88	25.64	25.73	25.82	25.60	25.72	25.91	25.66	25.75
EIRP(Watts)	0.3873	0.3664	0.3741	0.3819	0.3631	0.3733	0.3899	0.3681	0.3758



LTE Band 38 (GT - LC = 3.48 dB) 16QAM			
Bandwidth	5M		
Channel	37775	38000	38225
	(Low)	(Mid)	(High)
Frequency	2572.5	2595	2617.5
(MHz)			
Conducted Power (dBm)	21.73	21.48	21.62
Conducted Power (Watts)	0.1489	0.1406	0.1452
EIRP(dBm)	25.21	24.96	25.10
EIRP(Watts)	0.3319	0.3133	0.3236

LTE Band 38 (GT - LC = 3.48 dB) 16QAM									
Bandwidth	10M			15M			20M		
Channel	37800	38000	38200	37825	38000	38175	37850	38000	38150
	(Low)	(Mid)	(High)	(Low)	(Mid)	(High)	(Low)	(Mid)	(Mid)
Frequency	2575	2595	2615	2577.5	2595	2612.5	2580	2595	2610
(MHz)									
Conducted Power (dBm)	21.76	21.54	21.67	21.77	21.56	21.60	21.72	21.61	21.68
Conducted Power (Watts)	0.1500	0.1426	0.1469	0.1503	0.1432	0.1445	0.1486	0.1449	0.1472
EIRP(dBm)	25.24	25.02	25.15	25.25	25.04	25.08	25.20	25.09	25.16
EIRP(Watts)	0.3342	0.3177	0.3273	0.3350	0.3192	0.3221	0.3311	0.3228	0.3281



LTE Band 41 (G _T - L _C = 3.54 dB) QPSK									
Bandwidth	5M			10M			15M		
Channel	39675	40620	41565	39700	40620	41540	39725	40620	41515
	(Low)	(Mid)	(High)	(Low)	(Mid)	(High)	(Low)	(Mid)	(High)
Frequency (MHz)	2498.5	2593	2687.5	2501	2593	2685	2503.5	2593	2682.5
Conducted Power (dBm)	22.02	22.03	22.21	22.06	22.17	22.29	22.16	22.22	22.30
Conducted Power (Watts)	0.1592	0.1596	0.1663	0.1607	0.1648	0.1694	0.1644	0.1667	0.1698
EIRP(dBm)	25.56	25.57	25.75	25.60	25.71	25.83	25.70	25.76	25.84
EIRP(Watts)	0.3597	0.3606	0.3758	0.3631	0.3724	0.3828	0.3715	0.3767	0.3837

LTE Band 41 (G _T - L _C = 3.54 dB) QPSK			
Bandwidth	20M		
Channel	39750	40620	41490
	(Low)	(Mid)	(High)
Frequency (MHz)	2506	2593	2680
Conducted Power (dBm)	22.38	22.61	22.51
Conducted Power (Watts)	0.1730	0.1824	0.1782
EIRP(dBm)	25.92	26.15	26.05
EIRP(Watts)	0.3908	0.4121	0.4027



LTE Band 41 (G _T - L _C = 3.54 dB) 16QAM									
Bandwidth	5M			10M			15M		
Channel	39675	40620	41565	39700	40620	41540	39725	40620	41515
	(Low)	(Mid)	(High)	(Low)	(Mid)	(High)	(Low)	(Mid)	(High)
Frequency	2498.5	2593	2687.5	2501	2593	2685	2503.5	2593	2682.5
(MHz)									
Conducted Power (dBm)	21.43	21.45	21.63	21.47	21.56	21.69	21.51	21.57	21.74
Conducted Power (Watts)	0.1390	0.1396	0.1455	0.1403	0.1432	0.1476	0.1416	0.1435	0.1493
EIRP(dBm)	24.97	24.99	25.17	25.01	25.10	25.23	25.05	25.11	25.28
EIRP(Watts)	0.3141	0.3155	0.3289	0.3170	0.3236	0.3334	0.3199	0.3243	0.3373

LTE Band 41 (G _T - L _C = 3.54 dB) 16QAM			
Bandwidth	20M		
Channel	39750	40620	41490
	(Low)	(Mid)	(High)
Frequency	2506	2593	2680
(MHz)			
Conducted Power (dBm)	21.73	21.85	21.84
Conducted Power (Watts)	0.1489	0.1531	0.1528
EIRP(dBm)	25.27	25.39	25.38
EIRP(Watts)	0.3365	0.3459	0.3451



LTE Band 66 (GT - LC = 3.69 dB) QPSK									
Bandwidth	1.4M			3M			5M		
Channel	131979	132322	132665	131987	132322	132657	131997	132322	132647
	(Low)	(Mid)	(High)	(Low)	(Mid)	(High)	(Low)	(Mid)	(High)
Frequency (MHz)	1710.7	1745	1779.3	1711.5	1745	1778.5	1712.5	1745	1777.5
Conducted Power (dBm)	22.48	22.70	22.82	22.53	22.76	22.64	22.66	22.80	22.74
Conducted Power (Watts)	0.1770	0.1862	0.1914	0.1791	0.1888	0.1837	0.1845	0.1905	0.1879
EIRP(dBm)	26.17	26.39	26.51	26.22	26.45	26.33	26.35	26.49	26.43
EIRP(Watts)	0.4140	0.4355	0.4477	0.4188	0.4416	0.4295	0.4315	0.4457	0.4395

LTE Band 66 (GT - LC = 3.69 dB) QPSK									
Bandwidth	10M			15M			20M		
Channel	132022	132322	132622	132047	132322	132597	132072	132322	132572
	(Low)	(Mid)	(High)	(Low)	(Mid)	(High)	(Low)	(Mid)	(Mid)
Frequency (MHz)	1715	1745	1775	1717.5	1745	1772.5	1720	1745	1770
Conducted Power (dBm)	22.78	22.94	22.78	22.61	22.94	22.73	22.74	22.96	22.89
Conducted Power (Watts)	0.1897	0.1968	0.1897	0.1824	0.1968	0.1875	0.1879	0.1977	0.1945
EIRP(dBm)	26.47	26.63	26.47	26.30	26.63	26.42	26.43	26.65	26.58
EIRP(Watts)	0.4436	0.4603	0.4436	0.4266	0.4603	0.4385	0.4395	0.4624	0.4550



LTE Band 66 (GT - LC = 3.69 dB) 16QAM									
Bandwidth	1.4M			3M			5M		
Channel	131979	132322	132665	131987	132322	132657	131997	132322	132647
	(Low)	(Mid)	(High)	(Low)	(Mid)	(High)	(Low)	(Mid)	(High)
Frequency (MHz)	1710.7	1745	1779.3	1711.5	1745	1778.5	1712.5	1745	1777.5
Conducted Power (dBm)	21.79	22.11	22.17	21.84	22.06	21.99	21.96	22.08	22.13
Conducted Power (Watts)	0.1510	0.1626	0.1648	0.1528	0.1607	0.1581	0.1570	0.1614	0.1633
EIRP(dBm)	25.48	25.80	25.86	25.53	25.75	25.68	25.65	25.77	25.82
EIRP(Watts)	0.3532	0.3802	0.3855	0.3573	0.3758	0.3698	0.3673	0.3776	0.3819

LTE Band 66 (GT - LC = 3.69 dB) 16QAM									
Bandwidth	10M			15M			20M		
Channel	132022	132322	132622	132047	132322	132597	132072	132322	132572
	(Low)	(Mid)	(High)	(Low)	(Mid)	(High)	(Low)	(Mid)	(Mid)
Frequency (MHz)	1715	1745	1775	1717.5	1745	1772.5	1720	1745	1770
Conducted Power (dBm)	22.13	22.28	22.10	21.98	22.35	22.06	21.86	22.44	22.10
Conducted Power (Watts)	0.1633	0.1690	0.1622	0.1578	0.1718	0.1607	0.1535	0.1754	0.1622
EIRP(dBm)	25.82	25.97	25.79	25.67	26.04	25.75	25.55	26.13	25.79
EIRP(Watts)	0.3819	0.3954	0.3793	0.3690	0.4018	0.3758	0.3589	0.4102	0.3793



Appendix B. Test Results of Radiated Test

Radiated Spurious Emission

LTE Band 2 / 1.4MHz / QPSK									
Channel	Frequency (MHz)	EIRP (dBm)	Limit (dBm)	Over Limit (dB)	SPA Reading (dBm)	S.G. Power (dBm)	TX Cable loss (dB)	TX Antenna Gain (dBi)	Polarization (H/V)
Lowest	3700.32	-61.09	-13	-48.09	-74.71	-68.78	4.87	12.56	H
	5550.48	-61.42	-13	-48.42	-78.02	-67.32	7.12	13.02	H
	7400.64	-56.76	-13	-43.76	-76.74	-60.49	7.59	11.32	H
	3700.32	-63.10	-13	-50.10	-77.43	-70.79	4.87	12.56	V
	5550.48	-59.74	-13	-46.74	-76.27	-65.64	7.12	13.02	V
	7400.64	-56.43	-13	-43.43	-76.07	-60.16	7.59	11.32	V
Middle	3758.92	-63.98	-13	-50.98	-77.60	-71.58	5.00	12.60	H
	5638.38	-64.44	-13	-51.44	-81.04	-70.24	7.30	13.10	H
	7517.84	-56.77	-13	-43.77	-76.75	-60.34	7.73	11.30	H
	3758.92	-64.08	-13	-51.08	-78.41	-71.68	5.00	12.60	V
	5638.38	-63.29	-13	-50.29	-79.82	-69.09	7.30	13.10	V
	7517.84	-57.18	-13	-44.18	-76.82	-60.75	7.73	11.30	V
Highest	3817.52	-63.98	-13	-50.98	-77.60	-71.27	5.36	12.65	H
	5726.28	-63.10	-13	-50.10	-79.70	-68.78	7.52	13.20	H
	7635.04	-54.67	-13	-41.67	-74.65	-58.18	7.85	11.36	H
	3817.52	-63.16	-13	-50.16	-77.49	-70.45	5.36	12.65	V
	5726.28	-63.21	-13	-50.21	-79.74	-68.89	7.52	13.20	V
	7635.04	-54.12	-13	-41.12	-73.76	-57.63	7.85	11.36	V

Remark: Spurious emissions within 30-1000MHz were found more than 20dB below limit line.



LTE Band 2 / 3MHz / QPSK									
Channel	Frequency (MHz)	EIRP (dBm)	Limit (dBm)	Over Limit (dB)	SPA Reading (dBm)	S.G. Power (dBm)	TX Cable loss (dB)	TX Antenna Gain (dBi)	Polarization (H/V)
Lowest	3700.32	-61.10	-13	-48.10	-74.72	-68.79	4.87	12.56	H
	5550.48	-63.48	-13	-50.48	-80.08	-69.38	7.12	13.02	H
	7400.64	-55.85	-13	-42.85	-75.83	-59.58	7.59	11.32	H
	3700.32	-62.73	-13	-49.73	-77.06	-70.42	4.87	12.56	V
	5550.48	-63.41	-13	-50.41	-79.94	-69.31	7.12	13.02	V
	7400.64	-56.30	-13	-43.30	-75.94	-60.03	7.59	11.32	V
Middle	3757.48	-63.34	-13	-50.34	-76.96	-70.94	5.00	12.60	H
	5636.22	-64.51	-13	-51.51	-81.11	-70.31	7.30	13.10	H
	7514.96	-56.20	-13	-43.20	-76.18	-59.77	7.73	11.30	H
	3757.48	-64.64	-13	-51.64	-78.97	-72.24	5.00	12.60	V
	5636.22	-64.61	-13	-51.61	-81.14	-70.41	7.30	13.10	V
	7514.96	-57.60	-13	-44.60	-77.24	-61.17	7.73	11.30	V
Highest	3814.48	-63.78	-13	-50.78	-77.40	-71.07	5.36	12.65	H
	5721.72	-63.31	-13	-50.31	-79.91	-68.99	7.52	13.20	H
	7628.96	-53.42	-13	-40.42	-73.40	-56.93	7.85	11.36	H
	3814.48	-63.36	-13	-50.36	-77.69	-70.65	5.36	12.65	V
	5721.72	-63.59	-13	-50.59	-80.12	-69.27	7.52	13.20	V
	7628.96	-54.63	-13	-41.63	-74.27	-58.14	7.85	11.36	V

Remark: Spurious emissions within 30-1000MHz were found more than 20dB below limit line.



LTE Band 2 / 5MHz / QPSK									
Channel	Frequency (MHz)	EIRP (dBm)	Limit (dBm)	Over Limit (dB)	SPA Reading (dBm)	S.G. Power (dBm)	TX Cable loss (dB)	TX Antenna Gain (dBi)	Polarization (H/V)
Lowest	3700.68	-62.40	-13	-49.40	-76.02	-70.09	4.87	12.56	H
	5551.02	-63.77	-13	-50.77	-80.37	-69.67	7.12	13.02	H
	7401.36	-56.74	-13	-43.74	-76.72	-60.47	7.59	11.32	H
	3700.68	-63.99	-13	-50.99	-78.32	-71.68	4.87	12.56	V
	5551.02	-63.45	-13	-50.45	-79.98	-69.35	7.12	13.02	V
	7401.36	-56.79	-13	-43.79	-76.43	-60.52	7.59	11.32	V
Middle	3755.68	-64.33	-13	-51.33	-77.95	-71.93	5.00	12.60	H
	5633.52	-64.62	-13	-51.62	-81.22	-70.42	7.30	13.10	H
	7511.36	-58.09	-13	-45.09	-78.07	-61.66	7.73	11.30	H
	3755.68	-64.42	-13	-51.42	-78.75	-72.02	5.00	12.60	V
	5633.52	-64.35	-13	-51.35	-80.88	-70.15	7.30	13.10	V
	7511.36	-54.63	-13	-41.63	-74.27	-58.20	7.73	11.30	V
Highest	3810.68	-64.73	-13	-51.73	-78.35	-72.02	5.36	12.65	H
	5716.02	-63.89	-13	-50.89	-80.49	-69.57	7.52	13.20	H
	7621.36	-56.23	-13	-43.23	-76.21	-59.74	7.85	11.36	H
	3810.68	-64.08	-13	-51.08	-78.41	-71.37	5.36	12.65	V
	5716.02	-63.84	-13	-50.84	-80.37	-69.52	7.52	13.20	V
	7621.36	-51.87	-13	-38.87	-71.51	-55.38	7.85	11.36	V

Remark: Spurious emissions within 30-1000MHz were found more than 20dB below limit line.



LTE Band 2 / 10MHz / QPSK									
Channel	Frequency (MHz)	EIRP (dBm)	Limit (dBm)	Over Limit (dB)	SPA Reading (dBm)	S.G. Power (dBm)	TX Cable loss (dB)	TX Antenna Gain (dBi)	Polarization (H/V)
Lowest	3701.18	-62.94	-13	-49.94	-76.56	-70.63	4.87	12.56	H
	5551.77	-63.44	-13	-50.44	-80.04	-69.34	7.12	13.02	H
	7402.36	-56.91	-13	-43.91	-76.89	-60.64	7.59	11.32	H
	3701.18	-63.67	-13	-50.67	-78	-71.36	4.87	12.56	V
	5551.77	-63.71	-13	-50.71	-80.24	-69.61	7.12	13.02	V
	7402.36	-56.43	-13	-43.43	-76.07	-60.16	7.59	11.32	V
Middle	3751.18	-63.37	-13	-50.37	-76.99	-70.97	5.00	12.60	H
	5626.77	-64.68	-13	-51.68	-81.28	-70.48	7.30	13.10	H
	7502.00	-58.25	-13	-45.25	-78.23	-61.82	7.73	11.30	H
	3751.18	-64.14	-13	-51.14	-78.47	-71.74	5.00	12.60	V
	5626.77	-63.06	-13	-50.06	-79.59	-68.86	7.30	13.10	V
	7502.00	-57.10	-13	-44.10	-76.74	-60.67	7.73	11.30	V
Highest	3801.18	-63.44	-13	-50.44	-77.06	-70.73	5.36	12.65	H
	5701.77	-63.50	-13	-50.50	-80.10	-69.18	7.52	13.20	H
	7602.36	-55.16	-13	-42.16	-75.14	-58.67	7.85	11.36	H
	3801.18	-63.25	-13	-50.25	-77.58	-70.54	5.36	12.65	V
	5701.77	-63.68	-13	-50.68	-80.21	-69.36	7.52	13.20	V
	7602.36	-53.34	-13	-40.34	-72.98	-56.85	7.85	11.36	V

Remark: Spurious emissions within 30-1000MHz were found more than 20dB below limit line.



LTE Band 2 / 15MHz / QPSK									
Channel	Frequency (MHz)	EIRP (dBm)	Limit (dBm)	Over Limit (dB)	SPA Reading (dBm)	S.G. Power (dBm)	TX Cable loss (dB)	TX Antenna Gain (dBi)	Polarization (H/V)
Lowest	3701.68	-61.78	-13	-48.78	-75.40	-69.47	4.87	12.56	H
	5552.52	-63.16	-13	-50.16	-79.76	-69.06	7.12	13.02	H
	7403.36	-55.96	-13	-42.96	-75.94	-59.69	7.59	11.32	H
	3701.68	-62.98	-13	-49.98	-77.31	-70.67	4.87	12.56	V
	5552.52	-63.15	-13	-50.15	-79.68	-69.05	7.12	13.02	V
	7403.36	-55.09	-13	-42.09	-74.73	-58.82	7.59	11.32	V
Middle	3746.68	-62.98	-13	-49.98	-76.60	-70.58	5.00	12.60	H
	5620.02	-64.53	-13	-51.53	-81.13	-70.33	7.30	13.10	H
	7493.36	-57.79	-13	-44.79	-77.77	-61.36	7.73	11.30	H
	3746.68	-64.33	-13	-51.33	-78.66	-71.93	5.00	12.60	V
	5620.02	-64.68	-13	-51.68	-81.21	-70.48	7.30	13.10	V
	7493.36	-55.93	-13	-42.93	-75.57	-59.50	7.73	11.30	V
Highest	3791.68	-63.31	-13	-50.31	-76.93	-70.60	5.36	12.65	H
	5687.52	-63.70	-13	-50.70	-80.30	-69.38	7.52	13.20	H
	7583.36	-55.16	-13	-42.16	-75.14	-58.67	7.85	11.36	H
	3791.68	-63.59	-13	-50.59	-77.92	-70.88	5.36	12.65	V
	5687.52	-63.55	-13	-50.55	-80.08	-69.23	7.52	13.20	V
	7583.36	-53.27	-13	-40.27	-72.91	-56.78	7.85	11.36	V

Remark: Spurious emissions within 30-1000MHz were found more than 20dB below limit line.



LTE Band 2 / 20MHz / QPSK									
Channel	Frequency (MHz)	EIRP (dBm)	Limit (dBm)	Over Limit (dB)	SPA Reading (dBm)	S.G. Power (dBm)	TX Cable loss (dB)	TX Antenna Gain (dBi)	Polarization (H/V)
Lowest	3702.18	-61.68	-13	-48.68	-75.30	-69.37	4.87	12.56	H
	5553.27	-63.27	-13	-50.27	-79.87	-69.17	7.12	13.02	H
	7404.36	-58.33	-13	-45.33	-78.31	-62.06	7.59	11.32	H
	3702.18	-62.47	-13	-49.47	-76.8	-70.16	4.87	12.56	V
	5553.27	-63.11	-13	-50.11	-79.64	-69.01	7.12	13.02	V
	7404.36	-55.11	-13	-42.11	-74.75	-58.84	7.59	11.32	V
Middle	3742.18	-61.82	-13	-48.82	-75.44	-69.42	5.00	12.60	H
	5613.27	-64.59	-13	-51.59	-81.19	-70.39	7.30	13.10	H
	7484.36	-57.18	-13	-44.18	-77.16	-60.75	7.73	11.30	H
	3742.18	-63.84	-13	-50.84	-78.17	-71.44	5.00	12.60	V
	5613.27	-64.17	-13	-51.17	-80.7	-69.97	7.30	13.10	V
	7484.36	-55.85	-13	-42.85	-75.49	-59.42	7.73	11.30	V
Highest	3782.18	-59.63	-13	-46.63	-73.25	-66.92	5.36	12.65	H
	5673.27	-63.05	-13	-50.05	-79.65	-68.73	7.52	13.20	H
	7564.36	-56.02	-13	-43.02	-76.00	-59.53	7.85	11.36	H
	3782.18	-62.74	-13	-49.74	-77.07	-70.03	5.36	12.65	V
	5673.27	-63.04	-13	-50.04	-79.57	-68.72	7.52	13.20	V
	7564.36	-54.61	-13	-41.61	-74.25	-58.12	7.85	11.36	V

Remark: Spurious emissions within 30-1000MHz were found more than 20dB below limit line.



LTE Band 4 / 1.4MHz / QPSK									
Channel	Frequency (MHz)	EIRP (dBm)	Limit (dBm)	Over Limit (dB)	SPA Reading (dBm)	S.G. Power (dBm)	TX Cable loss (dB)	TX Antenna Gain (dBi)	Polarization (H/V)
Lowest	3420.32	-60.13	-13	-47.13	-73.83	-68.13	4.58	12.58	H
	5130.48	-54.70	-13	-41.70	-72.63	-61.16	6.21	12.67	H
	6840.64	-48.07	-13	-35.07	-67.69	-52.86	8.16	12.95	H
	3420.32	-60.64	-13	-47.64	-72.05	-68.64	4.58	12.58	V
	5130.48	-63.24	-13	-50.24	-76.85	-69.70	6.21	12.67	V
	6840.64	-50.93	-13	-37.93	-70.05	-55.72	8.16	12.95	V
Middle	3463.74	-59.52	-13	-46.52	-73.22	-67.49	4.63	12.60	H
	5195.61	-54.56	-13	-41.56	-72.49	-61.01	6.25	12.70	H
	6927.48	-54.43	-13	-41.43	-74.05	-59.20	8.23	13.00	H
	3463.74	-63.84	-13	-50.84	-75.25	-71.81	4.63	12.6	V
	5195.61	-60.72	-13	-47.72	-74.33	-67.17	6.25	12.7	V
	6927.48	-58.15	-13	-45.15	-77.27	-62.92	8.23	13	V
Highest	3507.52	-59.88	-13	-46.88	-73.58	-67.88	4.66	12.66	H
	5261.28	-49.56	-13	-36.56	-67.49	-56.00	6.31	12.75	H
	7015.04	-50.14	-13	-37.14	-69.76	-54.91	8.35	13.12	H
	3507.52	-62.62	-13	-49.62	-74.03	-70.62	4.66	12.66	V
	5261.28	-59.16	-13	-46.16	-72.77	-65.60	6.31	12.75	V
	7015.04	-52.50	-13	-39.50	-71.62	-57.27	8.35	13.12	V

Remark: Spurious emissions within 30-1000MHz were found more than 20dB below limit line.



LTE Band 4 / 3MHz / QPSK									
Channel	Frequency (MHz)	EIRP (dBm)	Limit (dBm)	Over Limit (dB)	SPA Reading (dBm)	S.G. Power (dBm)	TX Cable loss (dB)	TX Antenna Gain (dBi)	Polarization (H/V)
Lowest	3420.48	-60.02	-13	-47.02	-73.72	-68.02	4.58	12.58	H
	5130.72	-55.25	-13	-42.25	-73.18	-61.71	6.21	12.67	H
	6840.96	-48.03	-13	-35.03	-67.65	-52.82	8.16	12.95	H
	3420.48	-59.99	-13	-46.99	-71.4	-67.99	4.58	12.58	V
	5130.72	-62.48	-13	-49.48	-76.09	-68.94	6.21	12.67	V
	6840.96	-48.54	-13	-35.54	-67.66	-53.33	8.16	12.95	V
Middle	3462.48	-59.73	-13	-46.73	-73.43	-67.70	4.63	12.60	H
	5193.72	-54.25	-13	-41.25	-72.18	-60.70	6.25	12.70	H
	6924.96	-53.16	-13	-40.16	-72.78	-57.93	8.23	13.00	H
	3462.48	-64.10	-13	-51.10	-75.51	-72.07	4.63	12.6	V
	5193.72	-61.80	-13	-48.80	-75.41	-68.25	6.25	12.7	V
	6924.96	-57.70	-13	-44.70	-76.82	-62.47	8.23	13	V
Highest	3504.48	-58.86	-13	-45.86	-72.56	-66.86	4.66	12.66	H
	5256.72	-49.34	-13	-36.34	-67.27	-55.78	6.31	12.75	H
	7008.96	-49.46	-13	-36.46	-69.08	-54.23	8.35	13.12	H
	3504.48	-62.83	-13	-49.83	-74.24	-70.83	4.66	12.66	V
	5256.72	-58.79	-13	-45.79	-72.4	-65.23	6.31	12.75	V
	7008.96	-51.47	-13	-38.47	-70.59	-56.24	8.35	13.12	V

Remark: Spurious emissions within 30-1000MHz were found more than 20dB below limit line.



LTE Band 4 / 5MHz / QPSK									
Channel	Frequency (MHz)	EIRP (dBm)	Limit (dBm)	Over Limit (dB)	SPA Reading (dBm)	S.G. Power (dBm)	TX Cable loss (dB)	TX Antenna Gain (dBi)	Polarization (H/V)
Lowest	3420.68	-58.87	-13	-45.87	-72.57	-66.87	4.58	12.58	H
	5131.02	-55.39	-13	-42.39	-73.32	-61.85	6.21	12.67	H
	6841.36	-48.25	-13	-35.25	-67.87	-53.04	8.16	12.95	H
	3420.68	-59.61	-13	-46.61	-71.02	-67.61	4.58	12.58	V
	5131.02	-63.12	-13	-50.12	-76.73	-69.58	6.21	12.67	V
	6841.36	-50.99	-13	-37.99	-70.11	-55.78	8.16	12.95	V
Middle	3460.68	-59.76	-13	-46.76	-73.46	-67.73	4.63	12.60	H
	5191.02	-54.26	-13	-41.26	-72.19	-60.71	6.25	12.70	H
	6921.36	-52.69	-13	-39.69	-72.31	-57.46	8.23	13.00	H
	3460.68	-63.92	-13	-50.92	-75.33	-71.89	4.63	12.6	V
	5191.02	-61.75	-13	-48.75	-75.36	-68.20	6.25	12.7	V
	6921.36	-57.97	-13	-44.97	-77.09	-62.74	8.23	13	V
Highest	3500.68	-59.20	-13	-46.20	-72.90	-67.20	4.66	12.66	H
	5251.02	-47.70	-13	-34.70	-65.63	-54.14	6.31	12.75	H
	7001.36	-47.24	-13	-34.24	-66.86	-52.01	8.35	13.12	H
	3500.68	-61.11	-13	-48.11	-72.52	-69.11	4.66	12.66	V
	5251.02	-58.39	-13	-45.39	-72	-64.83	6.31	12.75	V
	7001.36	-49.31	-13	-36.31	-68.43	-54.08	8.35	13.12	V

Remark: Spurious emissions within 30-1000MHz were found more than 20dB below limit line.



LTE Band 4 / 10MHz / QPSK									
Channel	Frequency (MHz)	EIRP (dBm)	Limit (dBm)	Over Limit (dB)	SPA Reading (dBm)	S.G. Power (dBm)	TX Cable loss (dB)	TX Antenna Gain (dBi)	Polarization (H/V)
Lowest	3421	-59.73	-13	-46.73	-73.43	-67.73	4.58	12.58	H
	5131.5	-53.96	-13	-40.96	-71.89	-60.42	6.21	12.67	H
	6842	-47.08	-13	-34.08	-66.70	-51.87	8.16	12.95	H
	3421	-58.59	-13	-45.59	-70	-66.59	4.58	12.58	V
	5131.5	-61.21	-13	-48.21	-74.82	-67.67	6.21	12.67	V
	6842	-47.50	-13	-34.50	-66.62	-52.29	8.16	12.95	V
Middle	3456.18	-58.86	-13	-45.86	-72.56	-66.83	4.63	12.60	H
	5184.27	-52.89	-13	-39.89	-70.82	-59.34	6.25	12.70	H
	6912.36	-52.33	-13	-39.33	-71.95	-57.10	8.23	13.00	H
	3456.18	-61.05	-13	-48.05	-72.46	-69.02	4.63	12.6	V
	5184.27	-59.67	-13	-46.67	-73.28	-66.12	6.25	12.7	V
	6912.36	-56.83	-13	-43.83	-75.95	-61.60	8.23	13	V
Highest	3491	-56.49	-13	-43.49	-70.19	-64.49	4.66	12.66	H
	5236.5	-45.75	-13	-32.75	-63.68	-52.19	6.31	12.75	H
	6982	-46.98	-13	-33.98	-66.60	-51.75	8.35	13.12	H
	3491	-59.24	-13	-46.24	-70.65	-67.24	4.66	12.66	V
	5236.5	-56.44	-13	-43.44	-70.05	-62.88	6.31	12.75	V
	6982	-48.39	-13	-35.39	-67.51	-53.16	8.35	13.12	V

Remark: Spurious emissions within 30-1000MHz were found more than 20dB below limit line.



LTE Band 4 / 15MHz / QPSK									
Channel	Frequency (MHz)	EIRP (dBm)	Limit (dBm)	Over Limit (dB)	SPA Reading (dBm)	S.G. Power (dBm)	TX Cable loss (dB)	TX Antenna Gain (dBi)	Polarization (H/V)
Lowest	3421.68	-60.23	-13	-47.23	-73.93	-68.23	4.58	12.58	H
	5132.52	-55.24	-13	-42.24	-73.17	-61.70	6.21	12.67	H
	6843.36	-47.77	-13	-34.77	-67.39	-52.56	8.16	12.95	H
	3421.68	-59.05	-13	-46.05	-70.46	-67.05	4.58	12.58	V
	5132.52	-62.58	-13	-49.58	-76.19	-69.04	6.21	12.67	V
	6843.36	-49.09	-13	-36.09	-68.21	-53.88	8.16	12.95	V
Middle	3451.68	-59.45	-13	-46.45	-73.15	-67.42	4.63	12.60	H
	5177.52	-54.37	-13	-41.37	-72.30	-60.82	6.25	12.70	H
	6903.36	-51.42	-13	-38.42	-71.04	-56.19	8.23	13.00	H
	3451.68	-60.60	-13	-47.60	-72.01	-68.57	4.63	12.6	V
	5177.52	-61.26	-13	-48.26	-74.87	-67.71	6.25	12.7	V
	6903.36	-55.77	-13	-42.77	-74.89	-60.54	8.23	13	V
Highest	3481.68	-59.15	-13	-46.15	-72.85	-67.15	4.66	12.66	H
	5222.52	-49.26	-13	-36.26	-67.19	-55.70	6.31	12.75	H
	6963.36	-49.39	-13	-36.39	-69.01	-54.16	8.35	13.12	H
	3481.68	-58.41	-13	-45.41	-69.82	-66.41	4.66	12.66	V
	5222.52	-58.35	-13	-45.35	-71.96	-64.79	6.31	12.75	V
	6963.36	-51.55	-13	-38.55	-70.67	-56.32	8.35	13.12	V

Remark: Spurious emissions within 30-1000MHz were found more than 20dB below limit line.



LTE Band 4 / 20MHz / QPSK									
Channel	Frequency (MHz)	EIRP (dBm)	Limit (dBm)	Over Limit (dB)	SPA Reading (dBm)	S.G. Power (dBm)	TX Cable loss (dB)	TX Antenna Gain (dBi)	Polarization (H/V)
Lowest	3422.18	-59.07	-13	-46.07	-72.77	-67.07	4.58	12.58	H
	5133.27	-55.55	-13	-42.55	-73.48	-62.01	6.21	12.67	H
	6844.36	-44.03	-13	-31.03	-63.65	-48.82	8.16	12.95	H
	3422.18	-58.79	-13	-45.79	-70.2	-66.79	4.58	12.58	V
	5133.27	-62.44	-13	-49.44	-76.05	-68.90	6.21	12.67	V
	6844.36	-49.86	-13	-36.86	-68.98	-54.65	8.16	12.95	V
Middle	3447.18	-58.95	-13	-45.95	-72.65	-66.92	4.63	12.60	H
	5170.77	-53.72	-13	-40.72	-71.65	-60.17	6.25	12.70	H
	6894.36	-50.98	-13	-37.98	-70.60	-55.75	8.23	13.00	H
	3447.18	-59.31	-13	-46.31	-70.72	-67.28	4.63	12.6	V
	5170.77	-62.05	-13	-49.05	-75.66	-68.50	6.25	12.7	V
	6894.36	-56.39	-13	-43.39	-75.51	-61.16	8.23	13	V
Highest	3472.18	-60.43	-13	-47.43	-74.13	-68.43	4.66	12.66	H
	5208.27	-48.53	-13	-35.53	-66.46	-54.97	6.31	12.75	H
	6944.36	-46.06	-13	-33.06	-65.68	-50.83	8.35	13.12	H
	3472.18	-60.69	-13	-47.69	-72.1	-68.69	4.66	12.66	V
	5208.27	-58.77	-13	-45.77	-72.38	-65.21	6.31	12.75	V
	6944.36	-49.47	-13	-36.47	-68.59	-54.24	8.35	13.12	V

Remark: Spurious emissions within 30-1000MHz were found more than 20dB below limit line.



LTE Band 5 / 1.4MHz / QPSK									
Channel	Frequency (MHz)	EIRP (dBm)	Limit (dBm)	Over Limit (dB)	SPA Reading (dBm)	S.G. Power (dBm)	TX Cable loss (dB)	TX Antenna Gain (dBi)	Polarization (H/V)
Lowest	1649.92	-69.49	-13	-56.49	-71.20	-73.96	2.76	9.38	H
	2474.88	-70.56	-13	-57.56	-76.62	-76.53	2.45	10.57	H
	3299.84	-70.33	-13	-57.33	-78.33	-76.18	4.58	12.58	H
	1649.92	-72.66	-13	-59.66	-74.50	-77.13	2.76	9.38	V
	2474.88	-72.04	-13	-59.04	-77.99	-78.01	2.45	10.57	V
	3299.84	-70.25	-13	-57.25	-78.28	-76.10	4.58	12.58	V
Middle	1671.92	-68.61	-13	-55.61	-70.32	-72.98	2.88	9.40	H
	2507.88	-68.53	-13	-55.53	-74.59	-74.48	2.50	10.60	H
	3343.84	-70.39	-13	-57.39	-78.39	-76.21	4.63	12.60	H
	1671.92	-72.67	-13	-59.67	-74.51	-77.04	2.88	9.40	V
	2507.88	-69.62	-13	-56.62	-75.57	-75.57	2.50	10.60	V
	3343.84	-70.46	-13	-57.46	-78.49	-76.28	4.63	12.60	V
Highest	1695.52	-69.16	-13	-56.16	-70.87	-73.63	2.76	9.38	H
	2543.28	-70.92	-13	-57.92	-76.98	-76.89	2.45	10.57	H
	3391.04	-70.69	-13	-57.69	-78.69	-76.54	4.58	12.58	H
	1695.52	-72.33	-13	-59.33	-74.17	-76.80	2.76	9.38	V
	2543.28	-72.02	-13	-59.02	-77.97	-77.99	2.45	10.57	V
	3391.04	-70.56	-13	-57.56	-78.59	-76.41	4.58	12.58	V

Remark: Spurious emissions within 30-1000MHz were found more than 20dB below limit line.



LTE Band 5 / 3MHz / QPSK									
Channel	Frequency (MHz)	EIRP (dBm)	Limit (dBm)	Over Limit (dB)	SPA Reading (dBm)	S.G. Power (dBm)	TX Cable loss (dB)	TX Antenna Gain (dBi)	Polarization (H/V)
Lowest	1648.48	-69.35	-13	-56.35	-71.06	-73.82	2.76	9.38	H
	2472.72	-71.65	-13	-58.65	-77.71	-77.62	2.45	10.57	H
	3296.96	-70.29	-13	-57.29	-78.29	-76.14	4.58	12.58	H
	1648.48	-72.68	-13	-59.68	-74.52	-77.15	2.76	9.38	V
	2472.72	-71.97	-13	-58.97	-77.92	-77.94	2.45	10.57	V
	3296.96	-70.18	-13	-57.18	-78.21	-76.03	4.58	12.58	V
Middle	1670.48	-68.60	-13	-55.60	-70.31	-72.97	2.88	9.40	H
	2505.72	-62.64	-13	-49.64	-68.70	-68.59	2.50	10.60	H
	3340.96	-70.53	-13	-57.53	-78.53	-76.35	4.63	12.60	H
	1670.48	-72.65	-13	-59.65	-74.49	-77.02	2.88	9.40	V
	2505.72	-68.25	-13	-55.25	-74.20	-74.20	2.50	10.60	V
	3340.96	-70.44	-13	-57.44	-78.47	-76.26	4.63	12.60	V
Highest	1692.48	-71.11	-13	-58.11	-72.82	-75.58	2.76	9.38	H
	2538.72	-71.16	-13	-58.16	-77.22	-77.13	2.45	10.57	H
	3384.96	-70.47	-13	-57.47	-78.47	-76.32	4.58	12.58	H
	1692.48	-72.95	-13	-59.95	-74.79	-77.42	2.76	9.38	V
	2538.72	-72.03	-13	-59.03	-77.98	-78.00	2.45	10.57	V
	3384.96	-70.60	-13	-57.60	-78.63	-76.45	4.58	12.58	V

Remark: Spurious emissions within 30-1000MHz were found more than 20dB below limit line.



LTE Band 5 / 5MHz / QPSK									
Channel	Frequency (MHz)	EIRP (dBm)	Limit (dBm)	Over Limit (dB)	SPA Reading (dBm)	S.G. Power (dBm)	TX Cable loss (dB)	TX Antenna Gain (dBi)	Polarization (H/V)
Lowest	1648.68	-69.40	-13	-56.40	-71.11	-73.87	2.76	9.38	H
	2473.02	-71.51	-13	-58.51	-77.57	-77.48	2.45	10.57	H
	3297.36	-69.99	-13	-56.99	-77.99	-75.84	4.58	12.58	H
	1648.68	-72.46	-13	-59.46	-74.30	-76.93	2.76	9.38	V
	2473.02	-71.70	-13	-58.70	-77.65	-77.67	2.45	10.57	V
	3297.36	-69.99	-13	-56.99	-78.02	-75.84	4.58	12.58	V
Middle	1668.68	-68.15	-13	-55.15	-69.86	-72.52	2.88	9.40	H
	2503.02	-68.14	-13	-55.14	-74.20	-74.09	2.50	10.60	H
	3337.36	-70.52	-13	-57.52	-78.52	-76.34	4.63	12.60	H
	1668.68	-73.02	-13	-60.02	-74.86	-77.39	2.88	9.40	V
	2503.02	-65.11	-13	-52.11	-71.06	-71.06	2.50	10.60	V
	3337.36	-70.43	-13	-57.43	-78.46	-76.25	4.63	12.60	V
Highest	1688.68	-72.23	-13	-59.23	-73.94	-76.58	2.92	9.42	H
	2533.02	-69.68	-13	-56.68	-75.74	-75.53	2.63	10.63	H
	3377.36	-70.24	-13	-57.24	-78.24	-75.99	4.74	12.64	H
	1688.68	-72.51	-13	-59.51	-74.35	-76.86	2.92	9.42	V
	2533.02	-68.66	-13	-55.66	-74.61	-74.51	2.63	10.63	V
	3377.36	-70.24	-13	-57.24	-78.27	-73.99	4.74	10.64	V

Remark: Spurious emissions within 30-1000MHz were found more than 20dB below limit line.



LTE Band 5 / 10MHz / QPSK									
Channel	Frequency (MHz)	EIRP (dBm)	Limit (dBm)	Over Limit (dB)	SPA Reading (dBm)	S.G. Power (dBm)	TX Cable loss (dB)	TX Antenna Gain (dBi)	Polarization (H/V)
Lowest	1649.18	-69.63	-13	-56.63	-71.34	-74.10	2.76	9.38	H
	2473.77	-71.82	-13	-58.82	-77.88	-77.79	2.45	10.57	H
	3298.36	-70.60	-13	-57.60	-78.60	-76.45	4.58	12.58	H
	1649.18	-73.37	-13	-60.37	-75.21	-77.84	2.76	9.38	V
	2473.77	-72.29	-13	-59.29	-78.24	-78.26	2.45	10.57	V
	3298.36	-70.59	-13	-57.59	-78.62	-76.44	4.58	12.58	V
Middle	1664.08	-68.73	-13	-55.73	-70.44	-73.10	2.88	9.40	H
	2496.27	-59.47	-13	-46.47	-65.53	-65.42	2.50	10.60	H
	3328.36	-70.42	-13	-57.42	-78.42	-76.24	4.63	12.60	H
	1664.08	-72.96	-13	-59.96	-74.80	-77.33	2.88	9.40	V
	2496.27	-67.09	-13	-54.09	-73.04	-73.04	2.50	10.60	V
	3328.36	-70.07	-13	-57.07	-78.10	-75.89	4.63	12.60	V
Highest	1679.18	-69.71	-13	-56.71	-71.42	-74.06	2.92	9.42	H
	2518.77	-71.41	-13	-58.41	-77.47	-77.26	2.63	10.63	H
	3358.36	-70.71	-13	-57.71	-78.71	-76.46	4.74	12.64	H
	1679.18	-73.16	-13	-60.16	-75.00	-77.51	2.92	9.42	V
	2518.77	-72.36	-13	-59.36	-78.31	-78.21	2.63	10.63	V
	3358.36	-70.66	-13	-57.66	-78.69	-74.41	4.74	10.64	V

Remark: Spurious emissions within 30-1000MHz were found more than 20dB below limit line.



LTE Band 7 / 5MHz / QPSK									
Channel	Frequency (MHz)	EIRP (dBm)	Limit (dBm)	Over Limit (dB)	SPA Reading (dBm)	S.G. Power (dBm)	TX Cable loss (dB)	TX Antenna Gain (dBi)	Polarization (H/V)
Lowest	5000.68	-62.26	-25	-37.26	-79.33	-69.09	6.19	13.02	H
	7501.02	-59.19	-25	-34.19	-80.06	-62.75	7.70	11.26	H
	10001.36	-54.50	-25	-29.50	-80.60	-58.16	8.39	12.05	H
	5000.68	-62.66	-25	-37.66	-79.4	-69.49	6.19	13.02	V
	7501.02	-59.43	-25	-34.43	-79.97	-62.99	7.70	11.26	V
	10001.36	-53.92	-25	-28.92	-78.21	-57.58	8.39	12.05	V
Middle	5065.68	-64.13	-25	-39.13	-81.20	-70.98	6.25	13.10	H
	7598.52	-60.15	-25	-35.15	-81.02	-63.72	7.73	11.30	H
	10131.36	-56.07	-25	-31.07	-82.17	-59.73	8.44	12.10	H
	5065.68	-64.49	-25	-39.49	-81.23	-71.34	6.25	13.10	V
	7598.52	-60.57	-25	-35.57	-81.11	-64.14	7.73	11.30	V
	10131.36	-57.45	-25	-32.45	-81.74	-61.11	8.44	12.10	V
Highest	5130.68	-61.01	-25	-36.01	-78.08	-67.93	6.30	13.22	H
	7696.02	-58.46	-25	-33.46	-79.33	-62.00	7.79	11.33	H
	10261.36	-54.61	-25	-29.61	-80.71	-58.28	8.51	12.18	H
	5130.68	-61.93	-25	-36.93	-78.67	-68.85	6.30	13.22	V
	7696.02	-58.82	-25	-33.82	-79.36	-62.36	7.79	11.33	V
	10261.36	-55.67	-25	-30.67	-79.96	-59.34	8.51	12.18	V

Remark: Spurious emissions within 30-1000MHz were found more than 20dB below limit line.



LTE Band 7 / 10MHz / QPSK									
Channel	Frequency (MHz)	EIRP (dBm)	Limit (dBm)	Over Limit (dB)	SPA Reading (dBm)	S.G. Power (dBm)	TX Cable loss (dB)	TX Antenna Gain (dBi)	Polarization (H/V)
Lowest	5001.18	-61.77	-25	-36.77	-78.84	-68.60	6.19	13.02	H
	7501.77	-58.71	-25	-33.71	-79.58	-62.27	7.70	11.26	H
	10002.36	-54.20	-25	-29.20	-80.30	-57.86	8.39	12.05	H
	5001.18	-62.07	-25	-37.07	-78.81	-68.90	6.19	13.02	V
	7501.77	-59.00	-25	-34.00	-79.54	-62.56	7.70	11.26	V
	10002.36	-53.88	-25	-28.88	-78.17	-57.54	8.39	12.05	V
Middle	5061.18	-64.04	-25	-39.04	-81.11	-70.89	6.25	13.10	H
	7591.77	-59.88	-25	-34.88	-80.75	-63.45	7.73	11.30	H
	10122.36	-56.15	-25	-31.15	-82.25	-59.81	8.44	12.10	H
	5061.18	-64.39	-25	-39.39	-81.13	-71.24	6.25	13.10	V
	7591.77	-60.37	-25	-35.37	-80.91	-63.94	7.73	11.30	V
	10122.36	-58.02	-25	-33.02	-82.31	-61.68	8.44	12.10	V
Highest	5121.18	-61.75	-25	-36.75	-78.82	-68.67	6.30	13.22	H
	7681.77	-59.06	-25	-34.06	-79.93	-62.60	7.79	11.33	H
	10242.36	-54.82	-25	-29.82	-80.92	-58.49	8.51	12.18	H
	5121.18	-62.02	-25	-37.02	-78.76	-68.94	6.30	13.22	V
	7681.77	-59.59	-25	-34.59	-80.13	-63.13	7.79	11.33	V
	10242.36	-56.02	-25	-31.02	-80.31	-59.69	8.51	12.18	V

Remark: Spurious emissions within 30-1000MHz were found more than 20dB below limit line.



LTE Band 7 / 15MHz / QPSK									
Channel	Frequency (MHz)	EIRP (dBm)	Limit (dBm)	Over Limit (dB)	SPA Reading (dBm)	S.G. Power (dBm)	TX Cable loss (dB)	TX Antenna Gain (dBi)	Polarization (H/V)
Lowest	5001.68	-62.27	-25	-37.27	-79.34	-69.10	6.19	13.02	H
	7502.52	-59.33	-25	-34.33	-80.20	-62.89	7.70	11.26	H
	10003.36	-54.84	-25	-29.84	-80.94	-58.50	8.39	12.05	H
	5001.68	-62.66	-25	-37.66	-79.4	-69.49	6.19	13.02	V
	7502.52	-59.64	-25	-34.64	-80.18	-63.20	7.70	11.26	V
	10003.36	-54.14	-25	-29.14	-78.43	-57.80	8.39	12.05	V
Middle	5056.68	-64.03	-25	-39.03	-81.10	-70.88	6.25	13.10	H
	7585.02	-60.01	-25	-35.01	-80.88	-63.58	7.73	11.30	H
	10113.36	-55.99	-25	-30.99	-82.09	-59.65	8.44	12.10	H
	5056.68	-64.13	-25	-39.13	-80.87	-70.98	6.25	13.10	V
	7585.02	-60.38	-25	-35.38	-80.92	-63.95	7.73	11.30	V
	10113.36	-57.84	-25	-32.84	-82.13	-61.50	8.44	12.10	V
Highest	5111.68	-62.39	-25	-37.39	-79.46	-69.31	6.30	13.22	H
	7667.52	-58.85	-25	-33.85	-79.72	-62.39	7.79	11.33	H
	10223.36	-55.24	-25	-30.24	-81.34	-58.91	8.51	12.18	H
	5111.68	-63.04	-25	-38.04	-79.78	-69.96	6.30	13.22	V
	7667.52	-59.28	-25	-34.28	-79.82	-62.82	7.79	11.33	V
	10223.36	-57.11	-25	-32.11	-81.4	-60.78	8.51	12.18	V

Remark: Spurious emissions within 30-1000MHz were found more than 20dB below limit line.



LTE Band 7 / 20MHz / QPSK									
Channel	Frequency (MHz)	EIRP (dBm)	Limit (dBm)	Over Limit (dB)	SPA Reading (dBm)	S.G. Power (dBm)	TX Cable loss (dB)	TX Antenna Gain (dBi)	Polarization (H/V)
Lowest	5002.18	-62.33	-25	-37.33	-79.40	-69.16	6.19	13.02	H
	7503.27	-59.40	-25	-34.40	-80.27	-62.96	7.70	11.26	H
	10004.36	-54.14	-25	-29.14	-80.24	-57.80	8.39	12.05	H
	5002.18	-62.89	-25	-37.89	-79.63	-69.72	6.19	13.02	V
	7503.27	-59.69	-25	-34.69	-80.23	-63.25	7.70	11.26	V
	10004.36	-52.96	-25	-27.96	-77.25	-56.62	8.39	12.05	V
Middle	5052.18	-64.13	-25	-39.13	-81.20	-70.98	6.25	13.10	H
	7578.27	-55.28	-25	-30.28	-76.15	-58.85	7.73	11.30	H
	10104.36	-57.01	-25	-32.01	-83.11	-60.67	8.44	12.10	H
	5052.18	-64.40	-25	-39.40	-81.14	-71.25	6.25	13.10	V
	7578.27	-60.14	-25	-35.14	-80.68	-63.71	7.73	11.30	V
	10104.36	-58.07	-25	-33.07	-82.36	-61.73	8.44	12.10	V
Highest	5102.18	-62.71	-25	-37.71	-79.78	-69.63	6.30	13.22	H
	7653.27	-59.21	-25	-34.21	-80.08	-62.75	7.79	11.33	H
	10204.36	-55.46	-25	-30.46	-81.56	-59.13	8.51	12.18	H
	5102.18	-63.12	-25	-38.12	-79.86	-70.04	6.30	13.22	V
	7653.27	-59.14	-25	-34.14	-79.68	-62.68	7.79	11.33	V
	10204.36	-56.64	-25	-31.64	-80.93	-60.31	8.51	12.18	V

Remark: Spurious emissions within 30-1000MHz were found more than 20dB below limit line.



LTE Band 12 / 1.4MHz / QPSK									
Channel	Frequency (MHz)	EIRP (dBm)	Limit (dBm)	Over Limit (dB)	SPA Reading (dBm)	S.G. Power (dBm)	TX Cable loss (dB)	TX Antenna Gain (dBi)	Polarization (H/V)
Lowest	1400	-63.23	-13	-50.23	-74.24	-66.46	3.98	9.36	H
	2096	-50.44	-13	-37.44	-64.43	-53.99	4.85	10.55	H
	2800	-65.01	-13	-52.01	-80.26	-69.94	5.50	12.58	H
	1400	-64.83	-13	-51.83	-75.80	-68.06	3.98	9.36	V
	2096	-59.58	-13	-46.58	-73.50	-63.13	4.85	10.55	V
	2800	-64.65	-13	-51.65	-80.61	-69.58	5.50	12.58	V
Middle	1413.74	-66.70	-13	-53.70	-77.71	-69.95	4.00	9.40	H
	2120.61	-56.36	-13	-43.36	-70.82	-59.93	4.88	10.60	H
	2827.48	-65.14	-13	-52.14	-80.56	-70.07	5.52	12.60	H
	1413.74	-64.89	-13	-51.89	-75.86	-68.14	4.00	9.40	V
	2120.61	-48.37	-13	-35.37	-62.74	-51.94	4.88	10.60	V
	2827.48	-64.61	-13	-51.61	-80.64	-69.54	5.52	12.60	V
Highest	1432	-63.93	-13	-50.93	-74.98	-67.16	3.98	9.36	H
	2144	-52.20	-13	-39.20	-66.92	-55.75	4.85	10.55	H
	2856	-64.98	-13	-51.98	-80.72	-69.91	5.50	12.58	H
	1432	-66.10	-13	-53.10	-77.05	-69.33	3.98	9.36	V
	2144	-62.55	-13	-49.55	-77.16	-66.10	4.85	10.55	V
	2856	-64.66	-13	-51.66	-80.79	-69.59	5.50	12.58	V

Remark: Spurious emissions within 30-1000MHz were found more than 20dB below limit line.



LTE Band 12 / 3MHz / QPSK									
Channel	Frequency (MHz)	EIRP (dBm)	Limit (dBm)	Over Limit (dB)	SPA Reading (dBm)	S.G. Power (dBm)	TX Cable loss (dB)	TX Antenna Gain (dBi)	Polarization (H/V)
Lowest	1400	-64.19	-13	-51.19	-75.20	-67.42	3.98	9.36	H
	2096	-52.85	-13	-39.85	-66.84	-56.40	4.85	10.55	H
	2800	-65.22	-13	-52.22	-80.47	-70.15	5.50	12.58	H
	1400	-66.22	-13	-53.22	-77.19	-69.45	3.98	9.36	V
	2096	-60.06	-13	-47.06	-73.98	-63.61	4.85	10.55	V
	2800	-64.71	-13	-51.71	-80.67	-69.64	5.50	12.58	V
Middle	1412.3	-66.66	-13	-53.66	-77.67	-69.91	4.00	9.40	H
	2118.45	-57.44	-13	-44.44	-71.90	-61.01	4.88	10.60	H
	2824.6	-65.11	-13	-52.11	-80.52	-70.04	5.52	12.60	H
	1412.3	-66.68	-13	-53.68	-77.65	-69.93	4.00	9.40	V
	2118.45	-51.77	-13	-38.77	-66.14	-55.34	4.88	10.60	V
	2824.6	-64.24	-13	-51.24	-80.26	-69.17	5.52	12.60	V
Highest	1424	-64.22	-13	-51.22	-75.27	-67.45	3.98	9.36	H
	2136	-51.25	-13	-38.25	-65.97	-54.80	4.85	10.55	H
	2856	-65.04	-13	-52.04	-80.78	-69.97	5.50	12.58	H
	1424	-66.72	-13	-53.72	-77.67	-69.95	3.98	9.36	V
	2136	-60.61	-13	-47.61	-75.22	-64.16	4.85	10.55	V
	2856	-64.77	-13	-51.77	-80.90	-69.70	5.50	12.58	V

Remark: Spurious emissions within 30-1000MHz were found more than 20dB below limit line.



LTE Band 12 / 5MHz / QPSK									
Channel	Frequency (MHz)	EIRP (dBm)	Limit (dBm)	Over Limit (dB)	SPA Reading (dBm)	S.G. Power (dBm)	TX Cable loss (dB)	TX Antenna Gain (dBi)	Polarization (H/V)
Lowest	1398.5	-62.08	-13	-49.08	-73.05	-65.31	3.98	9.36	H
	2097.75	-50.54	-13	-37.54	-64.75	-54.09	4.85	10.55	H
	2797	-65.48	-13	-52.48	-80.73	-70.41	5.50	12.58	H
	1398.5	-64.03	-13	-51.03	-74.92	-67.26	3.98	9.36	V
	2097.75	-57.55	-13	-44.55	-71.69	-61.10	4.85	10.55	V
	2797	-64.69	-13	-51.69	-80.65	-69.62	5.50	12.58	V
Middle	1410.5	-66.16	-13	-53.16	-77.17	-69.41	4.00	9.40	H
	2115.75	-55.42	-13	-42.42	-69.88	-58.99	4.88	10.60	H
	2821	-65.00	-13	-52.00	-80.41	-69.93	5.52	12.60	H
	1410.5	-66.05	-13	-53.05	-77.02	-69.30	4.00	9.40	V
	2115.75	-58.09	-13	-45.09	-72.46	-61.66	4.88	10.60	V
	2821	-64.51	-13	-51.51	-80.53	-69.44	5.52	12.60	V
Highest	1422.5	-61.13	-13	-48.13	-72.11	-64.36	3.98	9.36	H
	2133.75	-55.34	-13	-42.34	-70.06	-58.89	4.85	10.55	H
	2845	-65.03	-13	-52.03	-80.76	-69.96	5.50	12.58	H
	1422.5	-65.36	-13	-52.36	-76.24	-68.59	3.98	9.36	V
	2133.75	-61.79	-13	-48.79	-76.40	-65.34	4.85	10.55	V
	2845	-64.57	-13	-51.57	-80.69	-69.50	5.50	12.58	V

Remark: Spurious emissions within 30-1000MHz were found more than 20dB below limit line.



LTE Band 12 / 10MHz / QPSK									
Channel	Frequency (MHz)	EIRP (dBm)	Limit (dBm)	Over Limit (dB)	SPA Reading (dBm)	S.G. Power (dBm)	TX Cable loss (dB)	TX Antenna Gain (dBi)	Polarization (H/V)
Lowest	1399	-63.21	-13	-50.21	-74.18	-66.44	3.98	9.36	H
	2098.5	-50.52	-13	-37.52	-64.73	-54.07	4.85	10.55	H
	2798	-64.94	-13	-51.94	-80.19	-69.87	5.50	12.58	H
	1399	-66.47	-13	-53.47	-77.36	-69.70	3.98	9.36	V
	2098.5	-58.72	-13	-45.72	-72.86	-62.27	4.85	10.55	V
	2798	-64.84	-13	-51.84	-80.80	-69.77	5.50	12.58	V
Middle	1406	-65.96	-13	-52.96	-76.97	-69.21	4.00	9.40	H
	2109	-61.17	-13	-48.17	-75.40	-64.74	4.88	10.60	H
	2812	-65.15	-13	-52.15	-80.56	-70.08	5.52	12.60	H
	1406	-65.47	-13	-52.47	-76.44	-68.72	4.00	9.40	V
	2109	-59.65	-13	-46.65	-73.81	-63.22	4.88	10.60	V
	2812	-64.25	-13	-51.25	-80.27	-69.18	5.52	12.60	V
Highest	1413	-65.44	-13	-52.44	-76.45	-68.67	3.98	9.36	H
	2119.5	-48.70	-13	-35.70	-63.16	-52.25	4.85	10.55	H
	2826	-65.10	-13	-52.10	-80.51	-70.03	5.50	12.58	H
	1413	-66.12	-13	-53.12	-77.09	-69.35	3.98	9.36	V
	2119.5	-58.86	-13	-45.86	-73.23	-62.41	4.85	10.55	V
	2826	-64.62	-13	-51.62	-80.64	-69.55	5.50	12.58	V

Remark: Spurious emissions within 30-1000MHz were found more than 20dB below limit line.



LTE Band 13 / 5MHz / QPSK									
Channel	Frequency (MHz)	EIRP (dBm)	Limit (dBm)	Over Limit (dB)	SPA Reading (dBm)	S.G. Power (dBm)	TX Cable loss (dB)	TX Antenna Gain (dBi)	Polarization (H/V)
Lowest	1554.5	-67.49	-13	-54.49	-78.46	-70.72	3.98	9.36	H
	2331.75	-64.54	-13	-51.54	-79.80	-68.09	4.85	10.55	H
	3109	-63.83	-13	-50.83	-81.08	-68.76	5.50	12.58	H
	1554.5	-67.96	-13	-54.96	-78.43	-71.19	3.98	9.36	V
	2331.75	-64.77	-13	-51.77	-80.05	-68.32	4.85	10.55	V
	3109	-63.81	-13	-50.81	-80.91	-68.74	5.50	12.58	V
Middle	1559.5	-66.53	-40	-26.53	-77.50	-69.78	4.00	9.40	H
	2339.25	-63.21	-13	-50.21	-78.42	-66.78	4.88	10.60	H
	3119	-63.83	-13	-50.83	-81.09	-68.76	5.52	12.60	H
	1559.5	-65.79	-40	-25.79	-76.26	-69.04	4.00	9.40	V
	2339.25	-65.24	-13	-52.24	-80.50	-68.81	4.88	10.60	V
	3119	-63.73	-13	-50.73	-80.92	-68.66	5.52	12.60	V
Highest	1564.5	-66.25	-40	-26.25	-77.22	-69.42	4.10	9.42	H
	2346.75	-64.29	-13	-51.29	-79.50	-67.87	4.90	10.63	H
	3129	-63.84	-13	-50.84	-81.10	-68.76	5.55	12.62	H
	1564.5	-68.25	-40	-28.25	-78.72	-71.42	4.10	9.42	V
	2346.75	-64.13	-13	-51.13	-79.39	-67.71	4.90	10.63	V
	3129	-63.84	-13	-50.84	-81.03	-68.76	5.55	12.62	V

Remark: Spurious emissions within 30-1000MHz were found more than 20dB below limit line.

LTE Band 13 / 10MHz / QPSK									
Channel	Frequency (MHz)	EIRP (dBm)	Limit (dBm)	Over Limit (dB)	SPA Reading (dBm)	S.G. Power (dBm)	TX Cable loss (dB)	TX Antenna Gain (dBi)	Polarization (H/V)
Middle	1559.5	-66.98	-40	-26.98	-77.95	-70.23	4.00	9.40	H
	2339.25	-64.88	-13	-51.88	-80.09	-68.45	4.88	10.60	H
	3119	-63.83	-13	-50.83	-81.09	-68.76	5.52	12.60	H
	1559.5	-67.21	-40	-27.21	-77.68	-70.46	4.00	9.40	V
	2339.25	-65.05	-13	-52.05	-80.31	-68.62	4.88	10.60	V
	3119	-63.95	-13	-50.95	-81.14	-68.88	5.52	12.60	V

Remark: Spurious emissions within 30-1000MHz were found more than 20dB below limit line.



LTE Band 17 / 5MHz / QPSK									
Channel	Frequency (MHz)	EIRP (dBm)	Limit (dBm)	Over Limit (dB)	SPA Reading (dBm)	S.G. Power (dBm)	TX Cable loss (dB)	TX Antenna Gain (dBi)	Polarization (H/V)
Lowest	1408.68	-65.54	-13	-52.54	-76.55	-68.71	4.10	9.42	H
	2113.02	-56.13	-13	-43.13	-70.36	-59.71	4.90	10.63	H
	2817.36	-64.87	-13	-51.87	-80.28	-69.79	5.55	12.62	H
	1408.68	-65.60	-13	-52.60	-76.57	-68.77	4.10	9.42	V
	2113.02	-56.38	-13	-43.38	-70.54	-59.96	4.90	10.63	V
	2817.36	-64.26	-13	-51.26	-80.28	-69.18	5.55	12.62	V
Middle	1415.68	-57.51	-13	-44.51	-67.38	-60.68	4.10	9.42	H
	2123.58	-49.48	-13	-36.48	-63.70	-53.06	4.90	10.63	H
	2831.36	-60.62	-13	-47.62	-74.96	-65.54	5.55	12.62	H
	1415.68	-61.97	-13	-48.97	-71.51	-65.14	4.10	9.42	V
	2123.58	-58.90	-13	-45.90	-72.81	-62.48	4.90	10.63	V
	2831.36	-61.11	-13	-48.11	-75.10	-66.03	5.55	12.62	V
Highest	1422.68	-65.13	-13	-52.13	-76.11	-68.30	4.10	9.42	H
	2134.02	-51.58	-13	-38.58	-66.30	-55.16	4.90	10.63	H
	2845.36	-64.54	-13	-51.54	-80.27	-69.46	5.55	12.62	H
	1422.68	-66.60	-13	-53.60	-77.48	-69.77	4.10	9.42	V
	2134.02	-59.77	-13	-46.77	-74.38	-63.35	4.90	10.63	V
	2845.36	-64.03	-13	-51.03	-80.15	-68.95	5.55	12.62	V

Remark: Spurious emissions within 30-1000MHz were found more than 20dB below limit line.



LTE Band 17 / 10MHz / QPSK									
Channel	Frequency (MHz)	EIRP (dBm)	Limit (dBm)	Over Limit (dB)	SPA Reading (dBm)	S.G. Power (dBm)	TX Cable loss (dB)	TX Antenna Gain (dBi)	Polarization (H/V)
Lowest	1409.18	-65.71	-13	-52.71	-76.72	-68.88	4.10	9.42	H
	2113.77	-54.21	-13	-41.21	-68.67	-57.79	4.90	10.63	H
	2818.36	-65.02	-13	-52.02	-80.43	-69.94	5.55	12.62	H
	1409.18	-66.27	-13	-53.27	-77.24	-69.44	4.10	9.42	V
	2113.77	-55.56	-13	-42.56	-69.93	-59.14	4.90	10.63	V
	2818.36	-64.08	-13	-51.08	-80.10	-69.00	5.55	12.62	V
Middle	1411.18	-57.50	-13	-44.50	-67.37	-60.67	4.10	9.42	H
	2116.77	-48.26	-13	-35.26	-62.48	-51.84	4.90	10.63	H
	2822.36	-60.76	-13	-47.76	-75.03	-65.68	5.55	12.62	H
	1411.18	-61.24	-13	-48.24	-70.78	-64.41	4.10	9.42	V
	2116.77	-56.91	-13	-43.91	-70.82	-60.49	4.90	10.63	V
	2822.36	-60.77	-13	-47.77	-74.71	-65.69	5.55	12.62	V
Highest	1413.18	-66.32	-13	-53.32	-77.33	-69.49	4.10	9.42	H
	2119.77	-61.48	-13	-48.48	-75.94	-65.06	4.90	10.63	H
	2826.36	-64.78	-13	-51.78	-80.19	-69.70	5.55	12.62	H
	1413.18	-65.92	-13	-52.92	-76.89	-69.09	4.10	9.42	V
	2119.77	-60.33	-13	-47.33	-74.70	-63.91	4.90	10.63	V
	2826.36	-64.06	-13	-51.06	-80.08	-68.98	5.55	12.62	V

Remark: Spurious emissions within 30-1000MHz were found more than 20dB below limit line.



LTE Band 26 / 1.4MHz / QPSK									
Channel	Frequency (MHz)	EIRP (dBm)	Limit (dBm)	Over Limit (dB)	SPA Reading (dBm)	S.G. Power (dBm)	TX Cable loss (dB)	TX Antenna Gain (dBi)	Polarization (H/V)
Lowest	1648.14	-69.07	-13	-56.07	-70.78	-73.54	2.76	9.38	H
	2472.21	-61.55	-13	-48.55	-67.61	-67.52	2.45	10.57	H
	3296.28	-70.08	-13	-57.08	-78.08	-75.93	4.58	12.58	H
	1648.14	-72.74	-13	-59.74	-74.58	-77.21	2.76	9.38	V
	2472.21	-69.57	-13	-56.57	-75.52	-75.54	2.45	10.57	V
	3296.28	-70.05	-13	-57.05	-78.08	-75.90	4.58	12.58	V
Middle	1661.74	-69.82	-13	-56.82	-71.53	-74.19	2.88	9.40	H
	2492.61	-60.05	-13	-47.05	-66.11	-66.00	2.50	10.60	H
	3323.48	-71.31	-13	-58.31	-79.31	-77.13	4.63	12.60	H
	1661.74	-73.38	-13	-60.38	-75.22	-77.75	2.88	9.40	V
	2492.61	-64.47	-13	-51.47	-70.42	-70.42	2.50	10.60	V
	3323.48	-71.27	-13	-58.27	-79.30	-77.09	4.63	12.60	V
Highest	1695.34	-67.91	-13	-54.91	-69.62	-72.26	2.92	9.42	H
	2543.01	-63.50	-13	-50.50	-69.56	-69.35	2.63	10.63	H
	3390.68	-71.25	-13	-58.25	-79.25	-77.00	4.74	12.64	H
	1695.34	-73.08	-13	-60.08	-74.92	-77.43	2.92	9.42	V
	2543.01	-69.53	-13	-56.53	-75.48	-75.38	2.63	10.63	V
	3390.68	-71.05	-13	-58.05	-79.08	-74.80	4.74	10.64	V

Remark: Spurious emissions within 30-1000MHz were found more than 20dB below limit line.



LTE Band 26 / 3MHz / QPSK									
Channel	Frequency (MHz)	EIRP (dBm)	Limit (dBm)	Over Limit (dB)	SPA Reading (dBm)	S.G. Power (dBm)	TX Cable loss (dB)	TX Antenna Gain (dBi)	Polarization (H/V)
Lowest	1648.3	-69.22	-13	-56.22	-70.93	-73.69	2.76	9.38	H
	2472.45	-65.70	-13	-52.70	-71.76	-71.67	2.45	10.57	H
	3296.6	-70.30	-13	-57.30	-78.30	-76.15	4.58	12.58	H
	1648.3	-73.06	-13	-60.06	-74.90	-77.53	2.76	9.38	V
	2472.45	-69.91	-13	-56.91	-75.86	-75.88	2.45	10.57	V
	3296.6	-70.30	-13	-57.30	-78.33	-76.15	4.58	12.58	V
Middle	1660.3	-70.12	-13	-57.12	-71.83	-74.49	2.88	9.40	H
	2490.45	-63.23	-13	-50.23	-69.29	-69.18	2.50	10.60	H
	3320.6	-71.23	-13	-58.23	-79.23	-77.05	4.63	12.60	H
	1660.3	-72.84	-13	-59.84	-74.68	-77.21	2.88	9.40	V
	2490.45	-67.41	-13	-54.41	-73.36	-73.36	2.50	10.60	V
	3320.6	-71.22	-13	-58.22	-79.25	-77.04	4.63	12.60	V
Highest	1692.3	-71.88	-13	-58.88	-73.59	-76.23	2.92	9.42	H
	2538.45	-64.70	-13	-51.70	-70.76	-70.55	2.63	10.63	H
	3384.6	-70.74	-13	-57.74	-78.74	-76.49	4.74	12.64	H
	1692.3	-73.31	-13	-60.31	-75.15	-77.66	2.92	9.42	V
	2538.45	-69.67	-13	-56.67	-75.62	-75.52	2.63	10.63	V
	3384.6	-70.57	-13	-57.57	-78.60	-74.32	4.74	10.64	V

Remark: Spurious emissions within 30-1000MHz were found more than 20dB below limit line.



LTE Band 26 / 5MHz / QPSK									
Channel	Frequency (MHz)	EIRP (dBm)	Limit (dBm)	Over Limit (dB)	SPA Reading (dBm)	S.G. Power (dBm)	TX Cable loss (dB)	TX Antenna Gain (dBi)	Polarization (H/V)
Lowest	1648.5	-70.04	-13	-57.04	-71.75	-74.51	2.76	9.38	H
	2472.75	-66.04	-13	-53.04	-72.10	-72.01	2.45	10.57	H
	3297	-70.76	-13	-57.76	-78.76	-76.61	4.58	12.58	H
	1648.5	-73.61	-13	-60.61	-75.45	-78.08	2.76	9.38	V
	2472.75	-70.32	-13	-57.32	-76.27	-76.29	2.45	10.57	V
	3297	-70.55	-13	-57.55	-78.58	-76.40	4.58	12.58	V
Middle	1656	-70.68	-13	-57.68	-72.39	-75.05	2.88	9.40	H
	2488	-64.54	-13	-51.54	-70.60	-70.49	2.50	10.60	H
	3320	-71.26	-13	-58.26	-79.26	-77.08	4.63	12.60	H
	1656	-74.45	-13	-61.45	-76.29	-78.82	2.88	9.40	V
	2488	-67.34	-13	-54.34	-73.29	-73.29	2.50	10.60	V
	3320	-71.27	-13	-58.27	-79.30	-77.09	4.63	12.60	V
Highest	1688.5	-71.42	-13	-58.42	-73.13	-75.77	2.92	9.42	H
	2532.75	-65.84	-13	-52.84	-71.90	-71.69	2.63	10.63	H
	3377	-70.15	-13	-57.15	-78.15	-75.90	4.74	12.64	H
	1688.5	-73.41	-13	-60.41	-75.25	-77.76	2.92	9.42	V
	2532.75	-69.33	-13	-56.33	-75.28	-75.18	2.63	10.63	V
	3377	-70.16	-13	-57.16	-78.19	-73.91	4.74	10.64	V

Remark: Spurious emissions within 30-1000MHz were found more than 20dB below limit line.



LTE Band 26 / 10MHz / QPSK									
Channel	Frequency (MHz)	EIRP (dBm)	Limit (dBm)	Over Limit (dB)	SPA Reading (dBm)	S.G. Power (dBm)	TX Cable loss (dB)	TX Antenna Gain (dBi)	Polarization (H/V)
Lowest	1649	-70.14	-13	-57.14	-71.85	-74.61	2.76	9.38	H
	2473.5	-65.08	-13	-52.08	-71.14	-71.05	2.45	10.57	H
	3298	-70.66	-13	-57.66	-78.66	-76.51	4.58	12.58	H
	1649	-72.97	-13	-59.97	-74.81	-77.44	2.76	9.38	V
	2473.5	-66.45	-13	-53.45	-72.40	-72.42	2.45	10.57	V
	3298	-70.47	-13	-57.47	-78.50	-76.32	4.58	12.58	V
Middle	1654	-71.27	-13	-58.27	-72.98	-75.64	2.88	9.40	H
	2481	-66.98	-13	-53.98	-73.04	-72.93	2.50	10.60	H
	3308	-70.85	-13	-57.85	-78.85	-76.67	4.63	12.60	H
	1654	-73.66	-13	-60.66	-75.50	-78.03	2.88	9.40	V
	2481	-69.33	-13	-56.33	-75.28	-75.28	2.50	10.60	V
	3308	-70.75	-13	-57.75	-78.78	-76.57	4.63	12.60	V
Highest	1679	-68.55	-13	-55.55	-70.26	-72.90	2.92	9.42	H
	2518.5	-65.70	-13	-52.70	-71.76	-71.55	2.63	10.63	H
	3358	-70.79	-13	-57.79	-78.79	-76.54	4.74	12.64	H
	1679	-73.26	-13	-60.26	-75.10	-77.61	2.92	9.42	V
	2518.5	-68.73	-13	-55.73	-74.68	-74.58	2.63	10.63	V
	3358	-70.84	-13	-57.84	-78.87	-74.59	4.74	10.64	V

Remark: Spurious emissions within 30-1000MHz were found more than 20dB below limit line.



LTE Band 26 / 15MHz / QPSK									
Channel	Frequency (MHz)	EIRP (dBm)	Limit (dBm)	Over Limit (dB)	SPA Reading (dBm)	S.G. Power (dBm)	TX Cable loss (dB)	TX Antenna Gain (dBi)	Polarization (H/V)
Lowest	1649.5	-70.44	-13	-57.44	-72.15	-74.91	2.76	9.38	H
	2474.25	-68.08	-13	-55.08	-74.14	-74.05	2.45	10.57	H
	3299	-70.36	-13	-57.36	-78.36	-76.21	4.58	12.58	H
	1649.5	-73.21	-13	-60.21	-75.05	-77.68	2.76	9.38	V
	2474.25	-71.17	-13	-58.17	-77.12	-77.14	2.45	10.57	V
	3299	-70.38	-13	-57.38	-78.41	-76.23	4.58	12.58	V
Middle	1649.5	-70.91	-13	-57.91	-72.62	-75.28	2.88	9.40	H
	2474.25	-68.94	-13	-55.94	-75.00	-74.89	2.50	10.60	H
	3299	-70.93	-13	-57.93	-78.93	-76.75	4.63	12.60	H
	1649.5	-73.23	-13	-60.23	-75.07	-77.60	2.88	9.40	V
	2474.25	-70.04	-13	-57.04	-75.99	-75.99	2.50	10.60	V
	3299	-70.88	-13	-57.88	-78.91	-76.70	4.63	12.60	V
Highest	1669.5	-68.06	-13	-55.06	-69.77	-72.41	2.92	9.42	H
	2504.25	-66.90	-13	-53.90	-72.96	-72.75	2.63	10.63	H
	3339	-70.41	-13	-57.41	-78.41	-76.16	4.74	12.64	H
	1669.5	-70.94	-13	-57.94	-72.78	-75.29	2.92	9.42	V
	2504.25	-66.33	-13	-53.33	-72.28	-72.18	2.63	10.63	V
	3339	-70.39	-13	-57.39	-78.42	-74.14	4.74	10.64	V

Remark: Spurious emissions within 30-1000MHz were found more than 20dB below limit line.



LTE Band 38 / 5MHz / QPSK									
Channel	Frequency (MHz)	EIRP (dBm)	Limit (dBm)	Over Limit (dB)	SPA Reading (dBm)	S.G. Power (dBm)	TX Cable loss (dB)	TX Antenna Gain (dBi)	Polarization (H/V)
Lowest	5140.50	-61.56	-25	-36.56	-78.63	-68.39	6.19	13.02	H
	7710.75	-47.65	-25	-22.65	-68.52	-51.21	7.70	11.26	H
	10281.00	-55.05	-25	-30.05	-81.15	-58.71	8.39	12.05	H
	5140.50	-61.36	-25	-36.36	-78.1	-68.19	6.19	13.02	V
	7710.75	-46.82	-25	-21.82	-67.36	-50.38	7.70	11.26	V
	10281.00	-56.91	-25	-31.91	-81.2	-60.57	8.39	12.05	V
Middle	5185.50	-59.25	-25	-34.25	-76.32	-66.10	6.25	13.10	H
	7778.25	-47.57	-25	-22.57	-68.44	-51.14	7.73	11.30	H
	10371.00	-55.13	-25	-30.13	-81.23	-58.79	8.44	12.10	H
	5185.50	-60.44	-25	-35.44	-77.18	-67.29	6.25	13.10	V
	7778.25	-48.16	-25	-23.16	-68.7	-51.73	7.73	11.30	V
	10371.00	-56.87	-25	-31.87	-81.16	-60.53	8.44	12.10	V
Highest	5230.50	-59.67	-25	-34.67	-76.74	-66.59	6.30	13.22	H
	7845.75	-45.55	-25	-20.55	-66.42	-49.09	7.79	11.33	H
	10461.00	-55.53	-25	-30.53	-81.63	-59.20	8.51	12.18	H
	5230.50	-58.48	-25	-33.48	-75.22	-65.40	6.30	13.22	V
	7845.75	-45.03	-25	-20.03	-65.57	-48.57	7.79	11.33	V
	10461.00	-57.62	-25	-32.62	-81.91	-61.29	8.51	12.18	V

Remark: Spurious emissions within 30-1000MHz were found more than 20dB below limit line.



LTE Band 38 / 10MHz / QPSK									
Channel	Frequency (MHz)	EIRP (dBm)	Limit (dBm)	Over Limit (dB)	SPA Reading (dBm)	S.G. Power (dBm)	TX Cable loss (dB)	TX Antenna Gain (dBi)	Polarization (H/V)
Lowest	5141.00	-59.98	-25	-34.98	-77.05	-66.81	6.19	13.02	H
	7711.50	-47.10	-25	-22.10	-67.97	-50.66	7.70	11.26	H
	10282.00	-55.11	-25	-30.11	-81.21	-58.77	8.39	12.05	H
	5141.00	-61.11	-25	-36.11	-77.85	-67.94	6.19	13.02	V
	7711.50	-43.92	-25	-18.92	-64.46	-47.48	7.70	11.26	V
	10282.00	-56.71	-25	-31.71	-81	-60.37	8.39	12.05	V
Middle	5181.00	-60.95	-25	-35.95	-78.02	-67.80	6.25	13.10	H
	7771.50	-47.85	-25	-22.85	-68.72	-51.42	7.73	11.30	H
	10362.00	-54.86	-25	-29.86	-80.96	-58.52	8.44	12.10	H
	5181.00	-60.60	-25	-35.60	-77.34	-67.45	6.25	13.10	V
	7771.50	-46.47	-25	-21.47	-67.01	-50.04	7.73	11.30	V
	10362.00	-56.42	-25	-31.42	-80.71	-60.08	8.44	12.10	V
Highest	5221.00	-60.14	-25	-35.14	-77.21	-67.06	6.30	13.22	H
	7831.50	-45.19	-25	-20.19	-66.06	-48.73	7.79	11.33	H
	10442.00	-56.00	-25	-31.00	-82.10	-59.67	8.51	12.18	H
	5221.00	-58.93	-25	-33.93	-75.67	-65.85	6.30	13.22	V
	7831.50	-43.77	-25	-18.77	-64.31	-47.31	7.79	11.33	V
	10442.00	-57.44	-25	-32.44	-81.73	-61.11	8.51	12.18	V

Remark: Spurious emissions within 30-1000MHz were found more than 20dB below limit line.



LTE Band 38 / 15MHz / QPSK									
Channel	Frequency (MHz)	EIRP (dBm)	Limit (dBm)	Over Limit (dB)	SPA Reading (dBm)	S.G. Power (dBm)	TX Cable loss (dB)	TX Antenna Gain (dBi)	Polarization (H/V)
Lowest	5141.50	-60.21	-25	-35.21	-77.28	-67.04	6.19	13.02	H
	7712.25	-48.36	-25	-23.36	-69.23	-51.92	7.70	11.26	H
	10283.00	-54.98	-25	-29.98	-81.08	-58.64	8.39	12.05	H
	5141.50	-61.99	-25	-36.99	-78.73	-68.82	6.19	13.02	V
	7712.25	-43.59	-25	-18.59	-64.13	-47.15	7.70	11.26	V
	10283.00	-56.82	-25	-31.82	-81.11	-60.48	8.39	12.05	V
Middle	5176.50	-60.16	-25	-35.16	-77.23	-67.01	6.25	13.10	H
	7764.75	-47.01	-25	-22.01	-67.88	-50.58	7.73	11.30	H
	10353.00	-54.73	-25	-29.73	-80.83	-58.39	8.44	12.10	H
	5176.50	-61.73	-25	-36.73	-78.47	-68.58	6.25	13.10	V
	7764.75	-47.70	-25	-22.70	-68.24	-51.27	7.73	11.30	V
	10353.00	-56.59	-25	-31.59	-80.88	-60.25	8.44	12.10	V
Highest	5211.50	-60.33	-25	-35.33	-77.40	-67.25	6.30	13.22	H
	7817.25	-44.55	-25	-19.55	-65.42	-48.09	7.79	11.33	H
	10423.00	-55.26	-25	-30.26	-81.36	-58.93	8.51	12.18	H
	5211.50	-59.09	-25	-34.09	-75.83	-66.01	6.30	13.22	V
	7817.25	-43.12	-25	-18.12	-63.66	-46.66	7.79	11.33	V
	10423.00	-57.04	-25	-32.04	-81.33	-60.71	8.51	12.18	V

Remark: Spurious emissions within 30-1000MHz were found more than 20dB below limit line.



LTE Band 38 / 20MHz / QPSK									
Channel	Frequency (MHz)	EIRP (dBm)	Limit (dBm)	Over Limit (dB)	SPA Reading (dBm)	S.G. Power (dBm)	TX Cable loss (dB)	TX Antenna Gain (dBi)	Polarization (H/V)
Lowest	5142.00	-59.46	-25	-34.46	-76.53	-66.29	6.19	13.02	H
	7713.00	-48.66	-25	-23.66	-69.53	-52.22	7.70	11.26	H
	10284.00	-55.13	-25	-30.13	-81.23	-58.79	8.39	12.05	H
	5142.00	-59.86	-25	-34.86	-76.6	-66.69	6.19	13.02	V
	7713.00	-43.81	-25	-18.81	-64.35	-47.37	7.70	11.26	V
	10284.00	-56.63	-25	-31.63	-80.92	-60.29	8.39	12.05	V
Middle	5172.00	-60.35	-25	-35.35	-77.42	-67.20	6.25	13.10	H
	7758.00	-49.37	-25	-24.37	-70.24	-52.94	7.73	11.30	H
	10344.00	-55.01	-25	-30.01	-81.11	-58.67	8.44	12.10	H
	5172.00	-61.75	-25	-36.75	-78.49	-68.60	6.25	13.10	V
	7758.00	-47.52	-25	-22.52	-68.06	-51.09	7.73	11.30	V
	10344.00	-56.64	-25	-31.64	-80.93	-60.30	8.44	12.10	V
Highest	5202.00	-62.63	-25	-37.63	-79.70	-69.55	6.30	13.22	H
	7803.00	-44.48	-25	-19.48	-65.35	-48.02	7.79	11.33	H
	10404.00	-55.03	-25	-30.03	-81.13	-58.70	8.51	12.18	H
	5202.00	-61.66	-25	-36.66	-78.4	-68.58	6.30	13.22	V
	7803.00	-45.21	-25	-20.21	-65.75	-48.75	7.79	11.33	V
	10404.00	-56.77	-25	-31.77	-81.06	-60.44	8.51	12.18	V

Remark: Spurious emissions within 30-1000MHz were found more than 20dB below limit line.



LTE Band 41 / 5MHz / QPSK									
Channel	Frequency (MHz)	EIRP (dBm)	Limit (dBm)	Over Limit (dB)	SPA Reading (dBm)	S.G. Power (dBm)	TX Cable loss (dB)	TX Antenna Gain (dBi)	Polarization (H/V)
Lowest	4992.68	-59.68	-25	-34.68	-81.10	-65.35	7.13	12.80	H
	7489.02	-35.50	-25	-10.50	-63.42	-38.60	8.50	11.60	H
	9985.36	-52.63	-25	-27.63	-84.33	-53.97	10.68	12.02	H
	4992.68	-59.24	-25	-34.24	-81.06	-64.91	7.13	12.80	V
	7489.02	-39.33	-25	-14.33	-67.01	-42.43	8.50	11.60	V
	9985.36	-53.23	-25	-28.23	-83.98	-54.57	10.68	12.02	V
Middle	5181.68	-60.71	-25	-35.71	-82.36	-66.38	7.13	12.80	H
	7772.52	-44.41	-25	-19.41	-71.96	-47.51	8.50	11.60	H
	10363.36	-51.82	-25	-26.82	-83.60	-53.16	10.68	12.02	H
	5181.68	-60.49	-25	-35.49	-82.59	-66.16	7.13	12.80	V
	7772.52	-44.05	-25	-19.05	-71.39	-47.15	8.50	11.60	V
	10363.36	-52.11	-25	-27.11	-83.57	-53.45	10.68	12.02	V
Highest	5370.68	-51.64	-25	-26.64	-51.64	-57.31	7.13	12.80	H
	8056.02	-46.06	-25	-21.06	-46.06	-49.16	8.50	11.60	H
	10741.36	-51.94	-25	-26.94	-51.94	-53.28	10.68	12.02	H
	5370.68	-49.60	-25	-24.60	-49.6	-55.27	7.13	12.80	V
	8056.02	-45.48	-25	-20.48	-45.48	-48.58	8.50	11.60	V
	10741.36	-51.42	-25	-26.42	-51.42	-52.76	10.68	12.02	V

Remark: Spurious emissions within 30-1000MHz were found more than 20dB below limit line.



LTE Band 41 / 10MHz / QPSK									
Channel	Frequency (MHz)	EIRP (dBm)	Limit (dBm)	Over Limit (dB)	SPA Reading (dBm)	S.G. Power (dBm)	TX Cable loss (dB)	TX Antenna Gain (dBi)	Polarization (H/V)
Lowest	4993.18	-60.37	-25	-35.37	-81.79	-66.04	7.13	12.80	H
	7489.77	-35.99	-25	-10.99	-63.91	-39.09	8.50	11.60	H
	9986.36	-52.44	-25	-27.44	-84.14	-53.78	10.68	12.02	H
	4993.18	-58.87	-25	-33.87	-80.69	-64.54	7.13	12.80	V
	7489.77	-35.57	-25	-10.57	-63.25	-38.67	8.50	11.60	V
	9986.36	-53.41	-25	-28.41	-84.16	-54.75	10.68	12.02	V
Middle	5177.18	-61.00	-25	-36.00	-82.65	-66.67	7.13	12.80	H
	7765.77	-44.72	-25	-19.72	-72.28	-47.82	8.50	11.60	H
	10354.36	-51.55	-25	-26.55	-83.31	-52.89	10.68	12.02	H
	5177.18	-59.89	-25	-34.89	-81.99	-65.56	7.13	12.80	V
	7765.77	-44.58	-25	-19.58	-71.93	-47.68	8.50	11.60	V
	10354.36	-52.04	-25	-27.04	-83.46	-53.38	10.68	12.02	V
Highest	5361.18	-51.95	-25	-26.95	-73.78	-57.62	7.13	12.80	H
	8041.77	-47.14	-25	-22.14	-75.54	-50.24	8.50	11.60	H
	10722.36	-51.91	-25	-26.91	-83.79	-53.25	10.68	12.02	H
	5361.18	-52.18	-25	-27.18	-74.28	-57.85	7.13	12.80	V
	8041.77	-45.78	-25	-20.78	-73.99	-48.88	8.50	11.60	V
	10722.36	-51.75	-25	-26.75	-83.63	-53.09	10.68	12.02	V

Remark: Spurious emissions within 30-1000MHz were found more than 20dB below limit line.



LTE Band 41 / 15MHz / QPSK									
Channel	Frequency (MHz)	EIRP (dBm)	Limit (dBm)	Over Limit (dB)	SPA Reading (dBm)	S.G. Power (dBm)	TX Cable loss (dB)	TX Antenna Gain (dBi)	Polarization (H/V)
Lowest	4993.68	-60.00	-25	-35.00	-81.42	-65.67	7.13	12.80	H
	7490.52	-35.98	-25	-10.98	-63.90	-39.08	8.50	11.60	H
	9987.36	-52.72	-25	-27.72	-84.42	-54.06	10.68	12.02	H
	4993.68	-59.80	-25	-34.80	-81.62	-65.47	7.13	12.80	V
	7490.52	-36.20	-25	-11.20	-63.88	-39.3	8.50	11.60	V
	9987.36	-53.53	-25	-28.53	-84.28	-54.87	10.68	12.02	V
Middle	5172.68	-61.08	-25	-36.08	-82.71	-66.75	7.13	12.80	H
	7759.02	-44.58	-25	-19.58	-72.14	-47.68	8.50	11.60	H
	10345.36	-52.03	-25	-27.03	-83.79	-53.37	10.68	12.02	H
	5172.68	-60.51	-25	-35.51	-82.59	-66.18	7.13	12.80	V
	7759.02	-44.02	-25	-19.02	-71.37	-47.12	8.50	11.60	V
	10345.36	-52.16	-25	-27.16	-83.58	-53.5	10.68	12.02	V
Highest	5351.68	-55.38	-25	-30.38	-77.11	-61.05	7.13	12.80	H
	8027.52	-44.01	-25	-19.01	-72.39	-47.11	8.50	11.60	H
	10703.36	-51.99	-25	-26.99	-83.87	-53.33	10.68	12.02	H
	5351.68	-55.29	-25	-30.29	-77.26	-60.96	7.13	12.80	V
	8027.52	-45.17	-25	-20.17	-73.41	-48.27	8.50	11.60	V
	10703.36	-50.92	-25	-25.92	-82.79	-52.26	10.68	12.02	V

Remark: Spurious emissions within 30-1000MHz were found more than 20dB below limit line.



LTE Band 41 / 20MHz / QPSK									
Channel	Frequency (MHz)	EIRP (dBm)	Limit (dBm)	Over Limit (dB)	SPA Reading (dBm)	S.G. Power (dBm)	TX Cable loss (dB)	TX Antenna Gain (dBi)	Polarization (H/V)
Lowest	4994.18	-60.50	-25	-35.50	-81.92	-66.17	7.13	12.80	H
	7491.27	-40.77	-25	-15.77	-68.69	-43.87	8.50	11.60	H
	9988.36	-52.54	-25	-27.54	-84.24	-53.88	10.68	12.02	H
	4994.18	-60.00	-25	-35.00	-81.82	-65.67	7.13	12.80	V
	7491.27	-35.60	-25	-10.60	-63.28	-38.7	8.50	11.60	V
	9988.36	-53.49	-25	-28.49	-84.24	-54.83	10.68	12.02	V
Middle	5168.18	-60.91	-25	-35.91	-82.54	-66.58	7.13	12.80	H
	7752.27	-43.90	-25	-18.90	-71.45	-47.00	8.50	11.60	H
	10336.36	-51.99	-25	-26.99	-83.75	-53.33	10.68	12.02	H
	5168.18	-60.09	-25	-35.09	-82.17	-65.76	7.13	12.80	V
	7752.27	-42.19	-25	-17.19	-69.54	-45.29	8.50	11.60	V
	10336.36	-52.27	-25	-27.27	-83.66	-53.61	10.68	12.02	V
Highest	5342.18	-55.64	-25	-30.64	-77.28	-61.31	7.13	12.80	H
	8013.27	-47.68	-25	-22.68	-76.04	-50.78	8.50	11.60	H
	10684.36	-51.93	-25	-26.93	-83.80	-53.27	10.68	12.02	H
	5342.18	-51.52	-25	-26.52	-73.35	-57.19	7.13	12.80	V
	8013.27	-42.25	-25	-17.25	-70.47	-45.35	8.50	11.60	V
	10684.36	-51.62	-25	-26.62	-83.47	-52.96	10.68	12.02	V

Remark: Spurious emissions within 30-1000MHz were found more than 20dB below limit line.



LTE Band 66 / 1.4MHz / QPSK									
Channel	Frequency (MHz)	EIRP (dBm)	Limit (dBm)	Over Limit (dB)	SPA Reading (dBm)	S.G. Power (dBm)	TX Cable loss (dB)	TX Antenna Gain (dBi)	Polarization (H/V)
Lowest	3420.14	-62.75	-13	-49.75	-79.42	-69.63	5.60	12.48	H
	5130.21	-58.95	-13	-45.95	-80.54	-64.63	7.10	12.78	H
	6840.28	-51.80	-13	-38.80	-78.19	-55.19	8.38	11.77	H
	3420.14	-62.86	-13	-49.86	-79.57	-69.74	5.60	12.48	V
	5130.21	-60.16	-13	-47.16	-82.18	-65.84	7.10	12.78	V
	6840.28	-55.33	-13	-42.33	-81.95	-58.72	8.38	11.77	V
Middle	3508.74	-61.02	-13	-48.02	-78.57	-67.87	5.65	12.50	H
	5263.11	-53.68	-13	-40.68	-74.91	-59.35	7.13	12.80	H
	7017.48	-46.69	-13	-33.69	-73.84	-50.09	8.40	11.80	H
	8771.85	-54.03	-13	-41.03	-83.75	-56.88	8.75	11.60	H
	10526.22	-44.60	-13	-31.60	-76.39	-46.02	10.58	12.00	H
	3508.74	-61.44	-13	-48.44	-79.02	-68.29	5.65	12.50	V
	5263.11	-54.68	-13	-41.68	-75.96	-60.35	7.13	12.80	V
	7017.48	-48.06	-13	-35.06	-75.31	-51.46	8.40	11.80	V
	8771.85	-54.83	-13	-41.83	-83.76	-57.68	8.75	11.60	V
	10526.22	-45.93	-13	-32.93	-77.64	-47.35	10.58	12.00	V
Highest	3557.34	-60.12	-13	-47.12	-77.94	-67.00	5.60	12.48	H
	5336.01	-58.55	-13	-45.55	-80.19	-64.23	7.10	12.78	H
	7114.68	-45.68	-13	-32.68	-73.08	-49.07	8.38	11.77	H
	3557.34	-61.33	-13	-48.33	-79.18	-68.21	5.60	12.48	V
	5336.01	-59.83	-13	-46.83	-81.66	-65.51	7.10	12.78	V
	7114.68	-47.34	-13	-34.34	-75.34	-50.73	8.38	11.77	V

Remark: Spurious emissions within 30-1000MHz were found more than 20dB below limit line.



LTE Band 66 / 3MHz / QPSK									
Channel	Frequency (MHz)	EIRP (dBm)	Limit (dBm)	Over Limit (dB)	SPA Reading (dBm)	S.G. Power (dBm)	TX Cable loss (dB)	TX Antenna Gain (dBi)	Polarization (H/V)
Lowest	3420.3	-64.02	-13	-51.02	-80.69	-70.90	5.60	12.48	H
	5130.45	-60.06	-13	-47.06	-81.65	-65.74	7.10	12.78	H
	6840.6	-54.24	-13	-41.24	-80.63	-57.63	8.38	11.77	H
	3420.3	-63.93	-13	-50.93	-80.64	-70.81	5.60	12.48	V
	5130.45	-59.37	-13	-46.37	-81.39	-65.05	7.10	12.78	V
	6840.6	-56.47	-13	-43.47	-83.09	-59.86	8.38	11.77	V
Middle	3507.3	-61.10	-13	-48.10	-78.50	-67.95	5.65	12.50	H
	5260.95	-52.46	-13	-39.46	-73.69	-58.13	7.13	12.80	H
	7014.6	-48.08	-13	-35.08	-75.23	-51.48	8.40	11.80	H
	8768.25	-53.81	-13	-40.81	-83.53	-56.66	8.75	11.60	H
	10521.9	-43.31	-13	-30.31	-75.12	-44.73	10.58	12.00	H
	3507.3	-60.61	-13	-47.61	-78.04	-67.46	5.65	12.50	V
	5260.95	-55.82	-13	-42.82	-77.1	-61.49	7.13	12.80	V
	7014.6	-47.58	-13	-34.58	-74.83	-50.98	8.40	11.80	V
	8768.25	-55.15	-13	-42.15	-84.08	-58.00	8.75	11.60	V
10521.9	-44.36	-13	-31.36	-76.09	-45.78	10.58	12.00	V	
Highest	3554.3	-61.77	-13	-48.77	-79.60	-68.65	5.60	12.48	H
	5331.45	-60.27	-13	-47.27	-81.91	-65.95	7.10	12.78	H
	7108.6	-50.51	-13	-37.51	-77.86	-53.90	8.38	11.77	H
	3554.3	-62.97	-13	-49.97	-80.83	-69.85	5.60	12.48	V
	5331.45	-59.99	-13	-46.99	-81.82	-65.67	7.10	12.78	V
	7108.6	-51.98	-13	-38.98	-79.84	-55.37	8.38	11.77	V

Remark: Spurious emissions within 30-1000MHz were found more than 20dB below limit line.



LTE Band 66 / 5MHz / QPSK									
Channel	Frequency (MHz)	EIRP (dBm)	Limit (dBm)	Over Limit (dB)	SPA Reading (dBm)	S.G. Power (dBm)	TX Cable loss (dB)	TX Antenna Gain (dBi)	Polarization (H/V)
Lowest	3420.5	-64.28	-13	-51.28	-80.95	-71.16	5.60	12.48	H
	5130.75	-60.68	-13	-47.68	-82.27	-66.36	7.10	12.78	H
	6841	-54.22	-13	-41.22	-80.61	-57.61	8.38	11.77	H
	3420.5	-63.77	-13	-50.77	-80.48	-70.65	5.60	12.48	V
	5130.75	-60.66	-13	-47.66	-82.68	-66.34	7.10	12.78	V
	6841	-56.26	-13	-43.26	-82.88	-59.65	8.38	11.77	V
Middle	3505.5	-61.10	-13	-48.10	-78.50	-67.95	5.65	12.50	H
	5258.25	-54.10	-13	-41.10	-75.24	-59.77	7.13	12.80	H
	7011	-47.85	-13	-34.85	-75.03	-51.25	8.40	11.80	H
	8763.75	-53.86	-13	-40.86	-83.58	-56.71	8.75	11.60	H
	10516.5	-46.48	-13	-33.48	-78.29	-47.90	10.58	12.00	H
	3505.5	-60.96	-13	-47.96	-78.39	-67.81	5.65	12.50	V
	5258.25	-54.57	-13	-41.57	-75.72	-60.24	7.13	12.80	V
	7011	-47.35	-13	-34.35	-74.63	-50.75	8.40	11.80	V
	8763.75	-54.81	-13	-41.81	-83.74	-57.66	8.75	11.60	V
	10516.5	-46.33	-13	-33.33	-78.06	-47.75	10.58	12.00	V
Highest	3550.5	-62.71	-13	-49.71	-80.54	-69.59	5.60	12.48	H
	5325.75	-61.23	-13	-48.23	-82.77	-66.91	7.10	12.78	H
	7101	-47.54	-13	-34.54	-74.89	-50.93	8.38	11.77	H
	3550.5	-63.82	-13	-50.82	-81.68	-70.70	5.60	12.48	V
	5325.75	-60.37	-13	-47.37	-82.07	-66.05	7.10	12.78	V
	7101	-49.63	-13	-36.63	-77.49	-53.02	8.38	11.77	V

Remark: Spurious emissions within 30-1000MHz were found more than 20dB below limit line.



LTE Band 66 / 10MHz / QPSK									
Channel	Frequency (MHz)	EIRP (dBm)	Limit (dBm)	Over Limit (dB)	SPA Reading (dBm)	S.G. Power (dBm)	TX Cable loss (dB)	TX Antenna Gain (dBi)	Polarization (H/V)
Lowest	3421	-64.35	-13	-51.35	-81.02	-71.23	5.60	12.48	H
	5131.5	-61.26	-13	-48.26	-82.85	-66.94	7.10	12.78	H
	6842	-57.00	-13	-44.00	-83.39	-60.39	8.38	11.77	H
	3421	-64.26	-13	-51.26	-80.97	-71.14	5.60	12.48	V
	5131.5	-60.58	-13	-47.58	-82.6	-66.26	7.10	12.78	V
	6842	-56.77	-13	-43.77	-83.39	-60.16	8.38	11.77	V
Middle	3501	-60.21	-13	-47.21	-77.62	-67.06	5.65	12.50	H
	5251.5	-53.59	-13	-40.59	-74.73	-59.26	7.13	12.80	H
	7002	-47.59	-13	-34.59	-74.71	-50.99	8.40	11.80	H
	8752.5	-53.96	-13	-40.96	-83.63	-56.81	8.75	11.60	H
	10503	-45.93	-13	-32.93	-77.72	-47.35	10.58	12.00	H
	3501	-60.35	-13	-47.35	-77.79	-67.20	5.65	12.50	V
	5251.5	-53.66	-13	-40.66	-74.81	-59.33	7.13	12.80	V
	7002	-47.78	-13	-34.78	-74.92	-51.18	8.40	11.80	V
	8752.5	-54.68	-13	-41.68	-83.63	-57.53	8.75	11.60	V
10503	-45.18	-13	-32.18	-76.89	-46.60	10.58	12.00	V	
Highest	3541	-63.46	-13	-50.46	-81.14	-70.34	5.60	12.48	H
	5311.5	-61.31	-13	-48.31	-82.84	-66.99	7.10	12.78	H
	7082	-55.21	-13	-42.21	-82.53	-58.60	8.38	11.77	H
	3541	-63.77	-13	-50.77	-81.49	-70.65	5.60	12.48	V
	5311.5	-61.43	-13	-48.43	-83.12	-67.11	7.10	12.78	V
	7082	-54.99	-13	-41.99	-82.74	-58.38	8.38	11.77	V

Remark: Spurious emissions within 30-1000MHz were found more than 20dB below limit line.



LTE Band 66 / 15MHz / QPSK									
Channel	Frequency (MHz)	EIRP (dBm)	Limit (dBm)	Over Limit (dB)	SPA Reading (dBm)	S.G. Power (dBm)	TX Cable loss (dB)	TX Antenna Gain (dBi)	Polarization (H/V)
Lowest	3421.5	-64.30	-13	-51.30	-80.97	-71.18	5.60	12.48	H
	5132.25	-61.22	-13	-48.22	-82.81	-66.90	7.10	12.78	H
	6843	-57.33	-13	-44.33	-83.72	-60.72	8.38	11.77	H
	3421.5	-64.54	-13	-51.54	-81.25	-71.42	5.60	12.48	V
	5132.25	-60.83	-13	-47.83	-82.85	-66.51	7.10	12.78	V
	6843	-57.16	-13	-44.16	-83.78	-60.55	8.38	11.77	V
Middle	3496.5	-59.89	-13	-46.89	-77.30	-66.74	5.65	12.50	H
	5244.75	-52.77	-13	-39.77	-73.91	-58.44	7.13	12.80	H
	6993	-48.67	-13	-35.67	-75.79	-52.07	8.40	11.80	H
	8741.25	-53.94	-13	-40.94	-83.55	-56.79	8.75	11.60	H
	10489.5	-45.93	-13	-32.93	-77.72	-47.35	10.58	12.00	H
	3496.5	-61.18	-13	-48.18	-78.62	-68.03	5.65	12.50	V
	5244.75	-54.34	-13	-41.34	-75.49	-60.01	7.13	12.80	V
	6993	-47.09	-13	-34.09	-74.23	-50.49	8.40	11.80	V
	8741.25	-54.79	-13	-41.79	-83.75	-57.64	8.75	11.60	V
10489.5	-44.69	-13	-31.69	-76.36	-46.11	10.58	12.00	V	
Highest	3531.5	-63.86	-13	-50.86	-81.54	-70.74	5.60	12.48	H
	5297.25	-62.01	-13	-49.01	-83.45	-67.69	7.10	12.78	H
	7063	-55.78	-13	-42.78	-83.07	-59.17	8.38	11.77	H
	3531.5	-64.00	-13	-51.00	-81.72	-70.88	5.60	12.48	V
	5297.25	-61.96	-13	-48.96	-83.52	-67.64	7.10	12.78	V
	7063	-55.29	-13	-42.29	-82.93	-58.68	8.38	11.77	V

Remark: Spurious emissions within 30-1000MHz were found more than 20dB below limit line.



LTE Band 66 / 20MHz / QPSK									
Channel	Frequency (MHz)	EIRP (dBm)	Limit (dBm)	Over Limit (dB)	SPA Reading (dBm)	S.G. Power (dBm)	TX Cable loss (dB)	TX Antenna Gain (dBi)	Polarization (H/V)
Lowest	3422	-64.56	-13	-51.56	-81.23	-71.44	5.60	12.48	H
	5133	-61.24	-13	-48.24	-82.83	-66.92	7.10	12.78	H
	6844	-57.25	-13	-44.25	-83.64	-60.64	8.38	11.77	H
	3422	-64.91	-13	-51.91	-81.62	-71.79	5.60	12.48	V
	5133	-60.56	-13	-47.56	-82.58	-66.24	7.10	12.78	V
	6844	-56.99	-13	-43.99	-83.61	-60.38	8.38	11.77	V
Middle	3492	-59.32	-13	-46.32	-76.73	-66.17	5.65	12.50	H
	5238	-55.94	-13	-42.94	-77.26	-61.61	7.13	12.80	H
	6984	-48.88	-13	-35.88	-75.92	-52.28	8.40	11.80	H
	8730	-54.23	-13	-41.23	-83.84	-57.08	8.75	11.60	H
	10476	-45.93	-13	-32.93	-77.70	-47.35	10.58	12.00	H
	3492	-60.94	-13	-47.94	-78.38	-67.79	5.65	12.50	V
	5238	-54.43	-13	-41.43	-75.91	-60.10	7.13	12.80	V
	6984	-49.51	-13	-36.51	-76.59	-52.91	8.40	11.80	V
	8730	-55.05	-13	-42.05	-84.01	-57.90	8.75	11.60	V
	10476	-46.39	-13	-33.39	-78.02	-47.81	10.58	12.00	V
Highest	3522	-64.25	-13	-51.25	-81.80	-71.13	5.60	12.48	H
	5283	-61.95	-13	-48.95	-83.29	-67.63	7.10	12.78	H
	7044	-55.88	-13	-42.88	-83.12	-59.27	8.38	11.77	H
	3522	-64.26	-13	-51.26	-81.84	-71.14	5.60	12.48	V
	5283	-62.03	-13	-49.03	-83.46	-67.71	7.10	12.78	V
	7044	-55.80	-13	-42.80	-83.3	-59.19	8.38	11.77	V

Remark: Spurious emissions within 30-1000MHz were found more than 20dB below limit line.