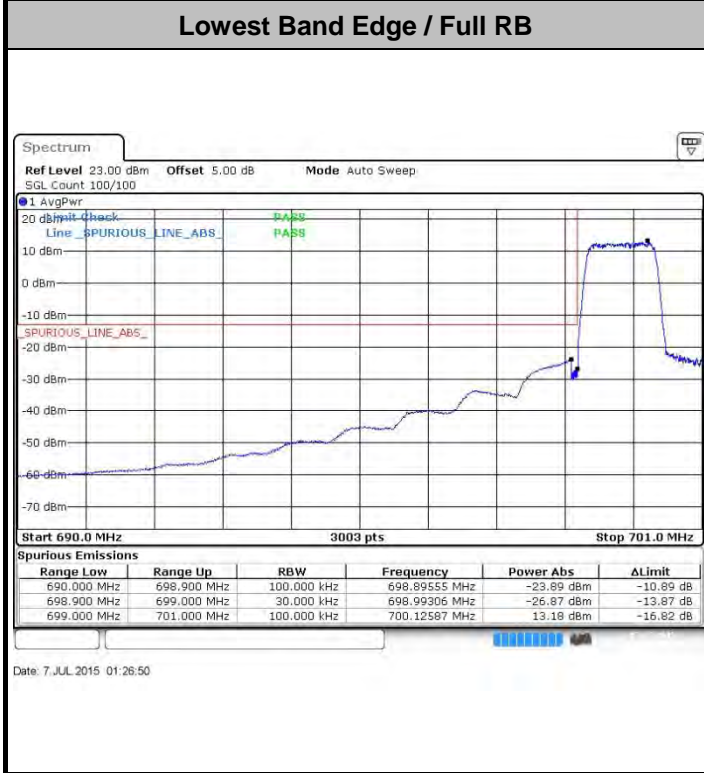
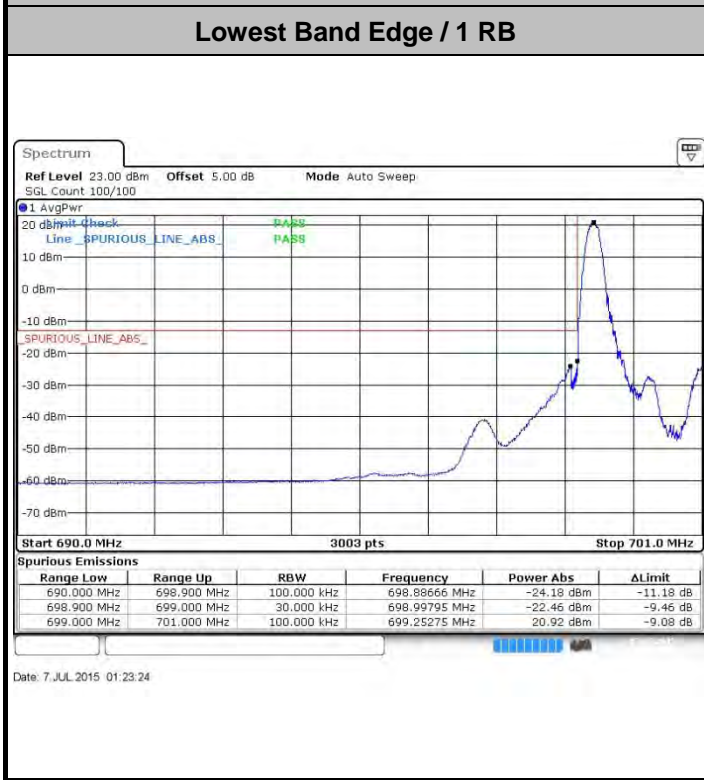




**LTE Band 12 / 1.4MHz / QPSK**





LTE Band 12 / 1.4MHz / 16QAM

Lowest Band Edge / 1 RB

Highest Band Edge / 1 RB



Date: 7 JUL 2015 01:24:33



Date: 7 JUL 2015 01:29:07

Lowest Band Edge / Full RB

Highest Band Edge / Full RB



Date: 7 JUL 2015 01:25:41

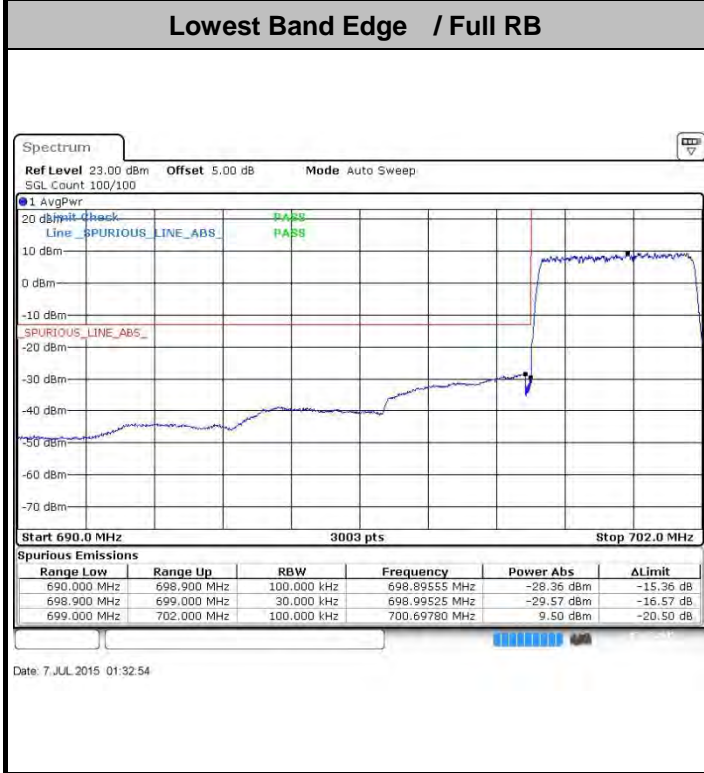
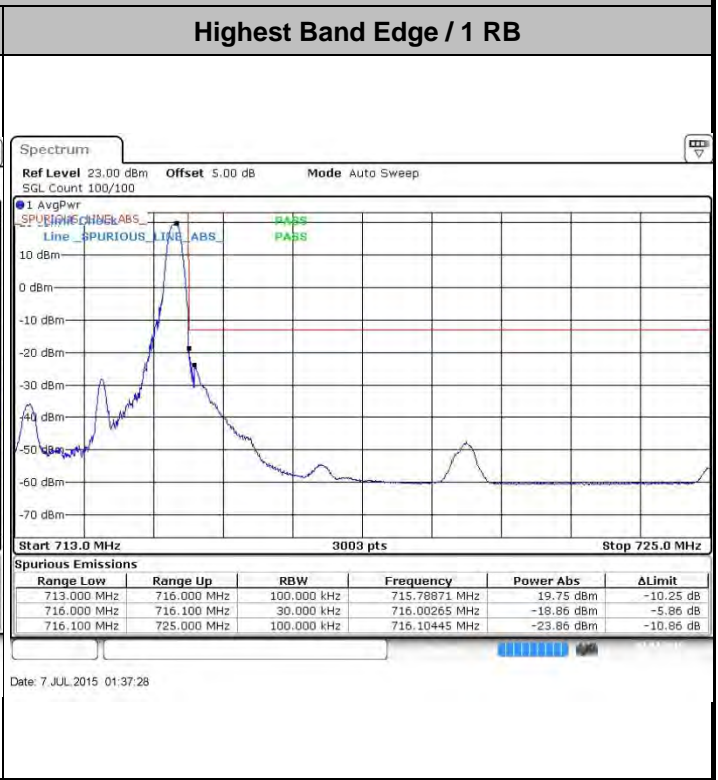
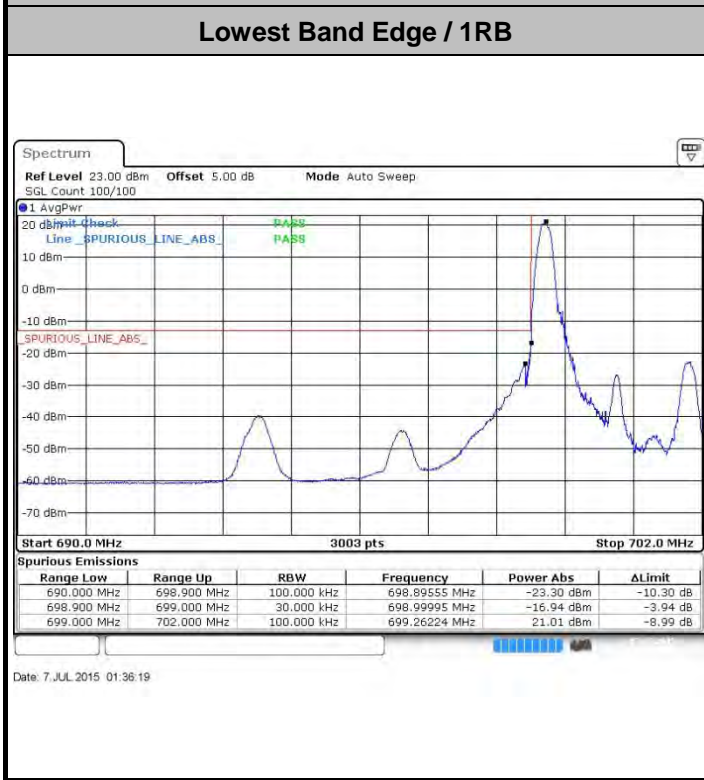


Date: 7 JUL 2015 01:30:15





**LTE Band 12 / 3MHz / QPSK**

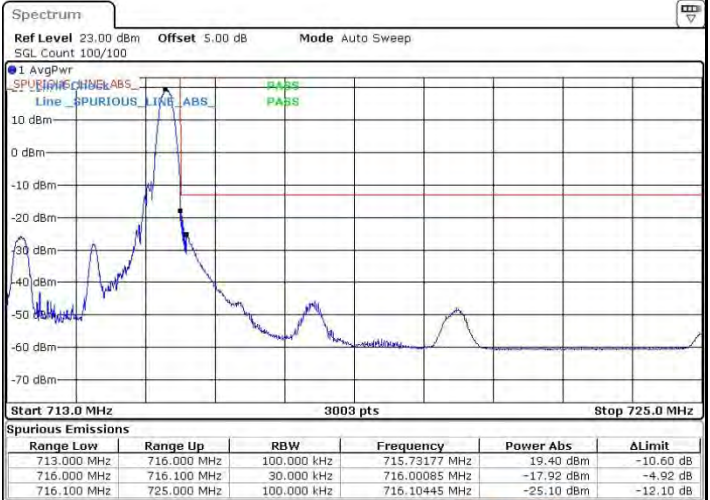
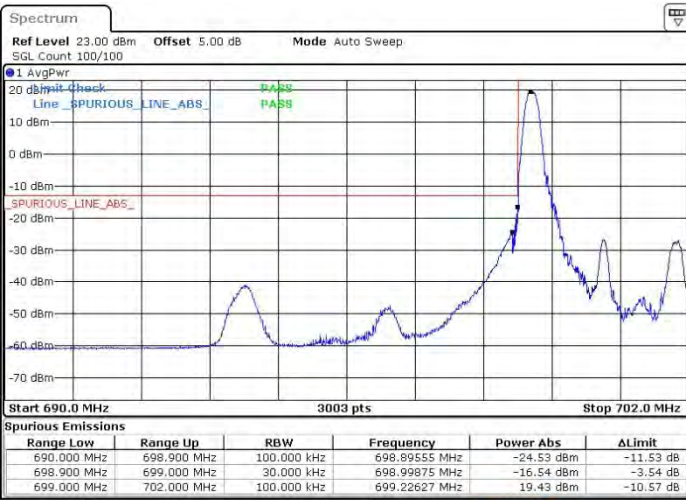




LTE Band 12 / 3MHz / 16QAM

Lowest Band Edge / 1 RB

Highest Band Edge / 1 RB

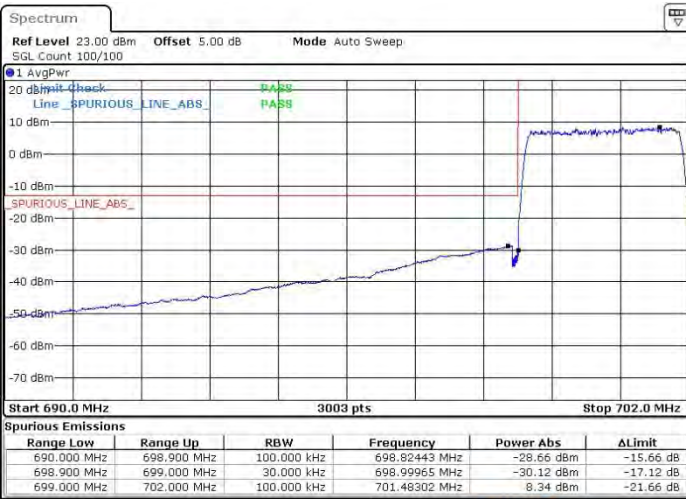


Date: 7 JUL 2015 01:35:11

Date: 7 JUL 2015 01:38:36

Lowest Band Edge / Full RB

Highest Band Edge / Full RB



Date: 7 JUL 2015 01:34:02

Date: 7 JUL 2015 01:39:45

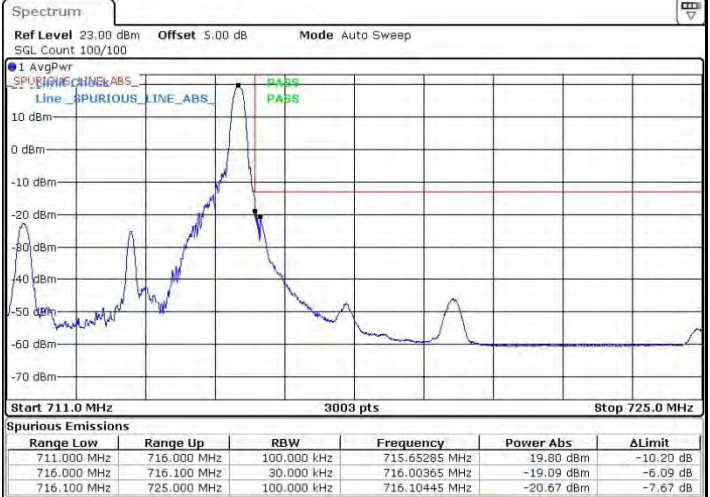




LTE Band 12 / 5MHz / QPSK

Lowest Band Edge / 1 RB

Highest Band Edge / 1 RB



Date: 7.JUL.2015 01:42:01

Date: 7.JUL.2015 01:46:35

Lowest Band Edge / Full RB

Highest Band Edge / Full RB



Date: 7.JUL.2015 01:45:27

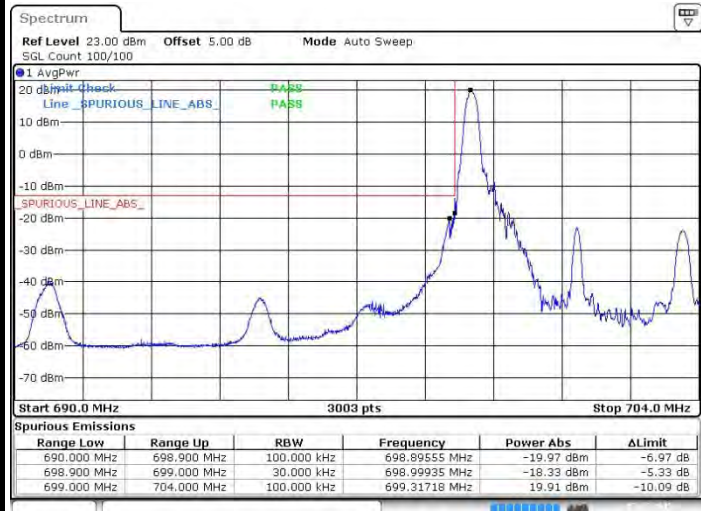
Date: 7.JUL.2015 01:50:01



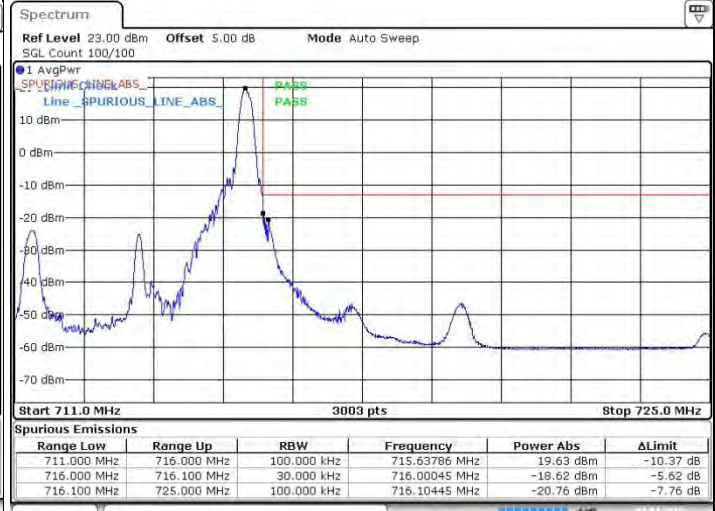
LTE Band 12 / 5MHz / 16QAM

Lowest Band Edge / 1RB

Highest Band Edge / 1 RB



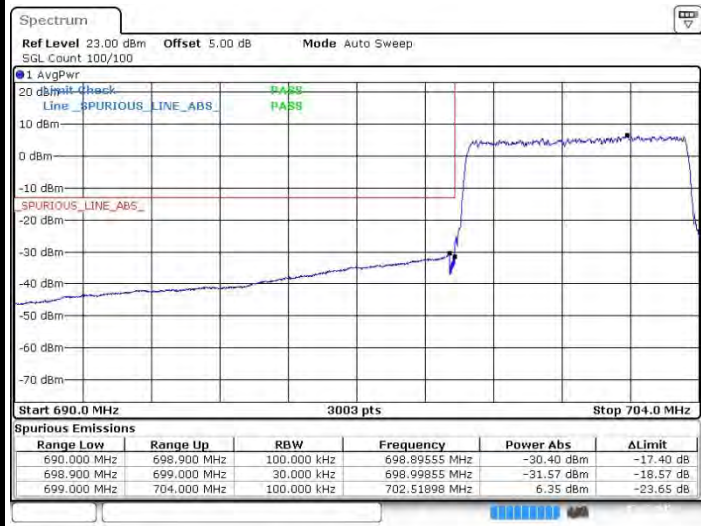
Date: 7.JUL.2015 01:43:10



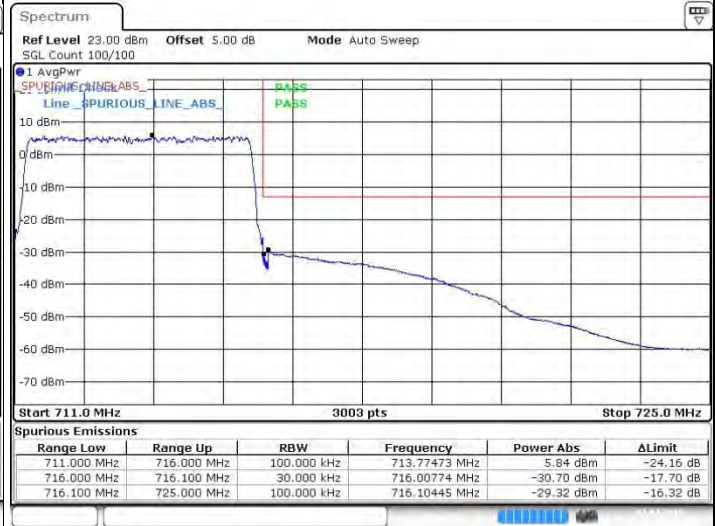
Date: 7.JUL.2015 01:47:44

Lowest Band Edge / Full RB

Highest Band Edge / Full RB



Date: 7.JUL.2015 01:44:18



Date: 7.JUL.2015 01:48:52

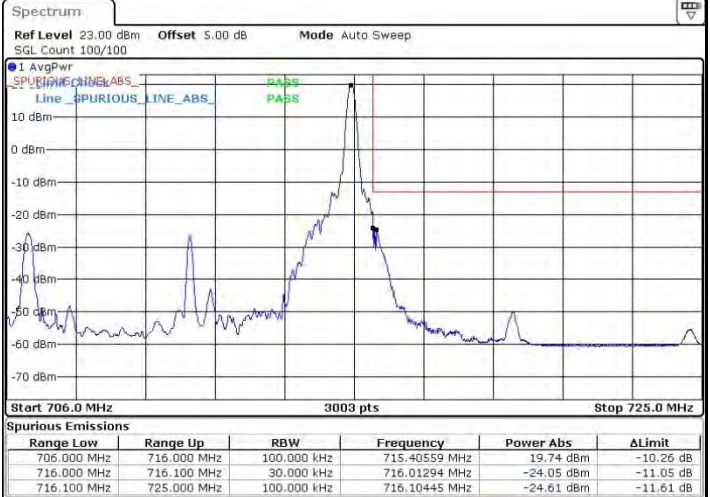
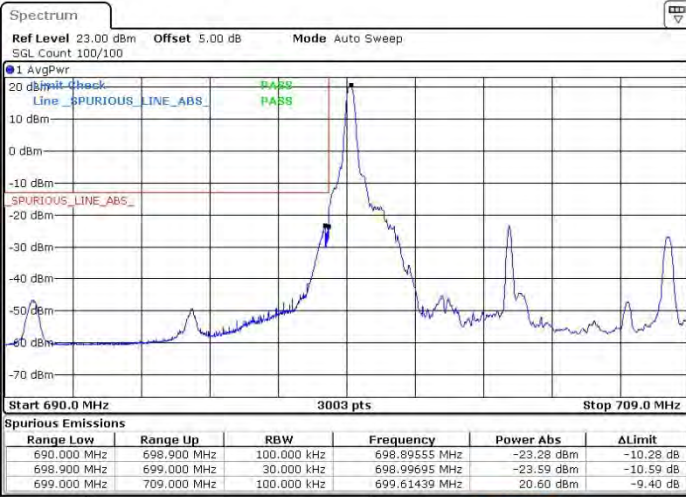




LTE Band 12 / 10MHz / QPSK

Lowest Band Edge / 1 RB

Highest Band Edge / 1 RB



Date: 7 JUL 2015 01:54:35

Date: 7 JUL 2015 01:55:43

Lowest Band Edge / Full RB

Highest Band Edge / Full RB



Date: 7 JUL 2015 01:51:09

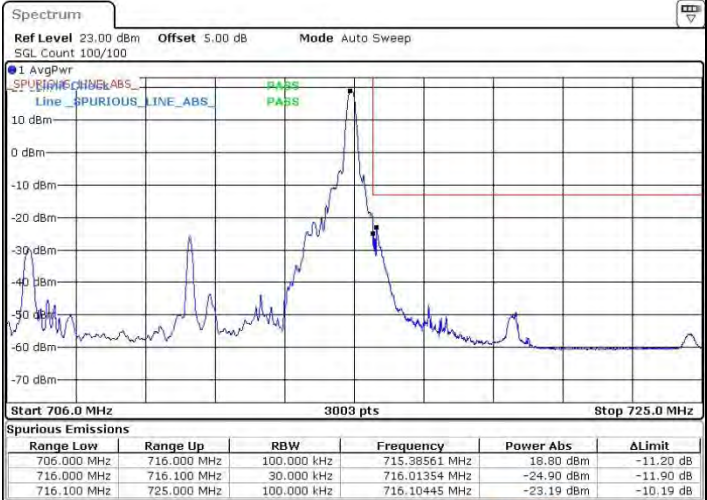
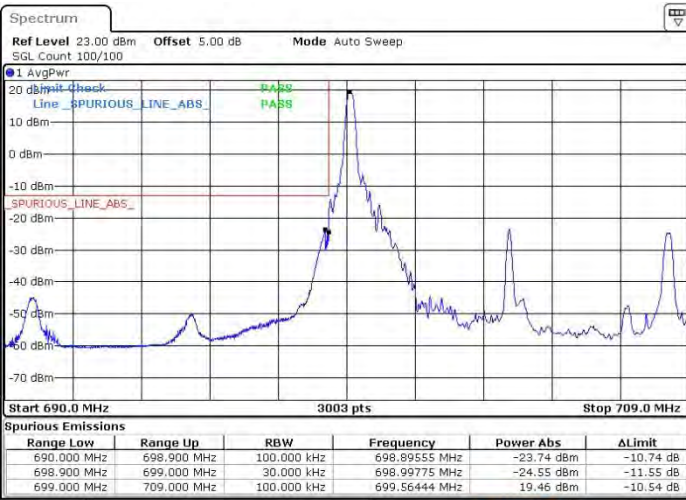
Date: 7 JUL 2015 01:59:09



LTE Band 12 / 10MHz / 16QAM

Lowest Band Edge / 1 RB

Highest Band Edge / 1 RB

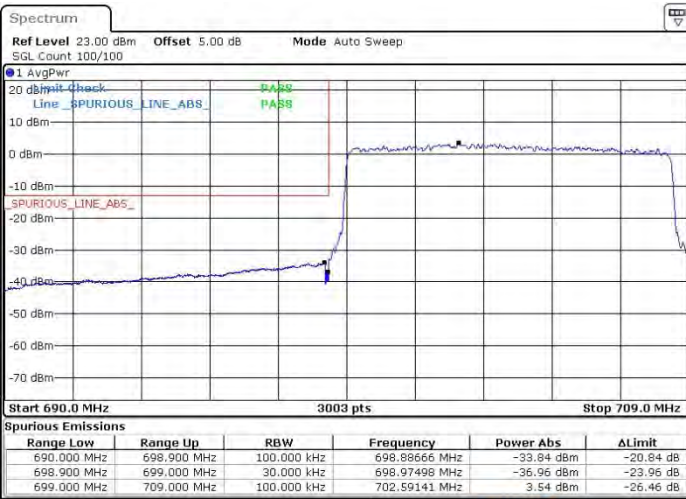


Date: 7.JUL.2015 01:53:26

Date: 7.JUL.2015 01:56:52

Lowest Band Edge / Full RB

Highest Band Edge / Full RB



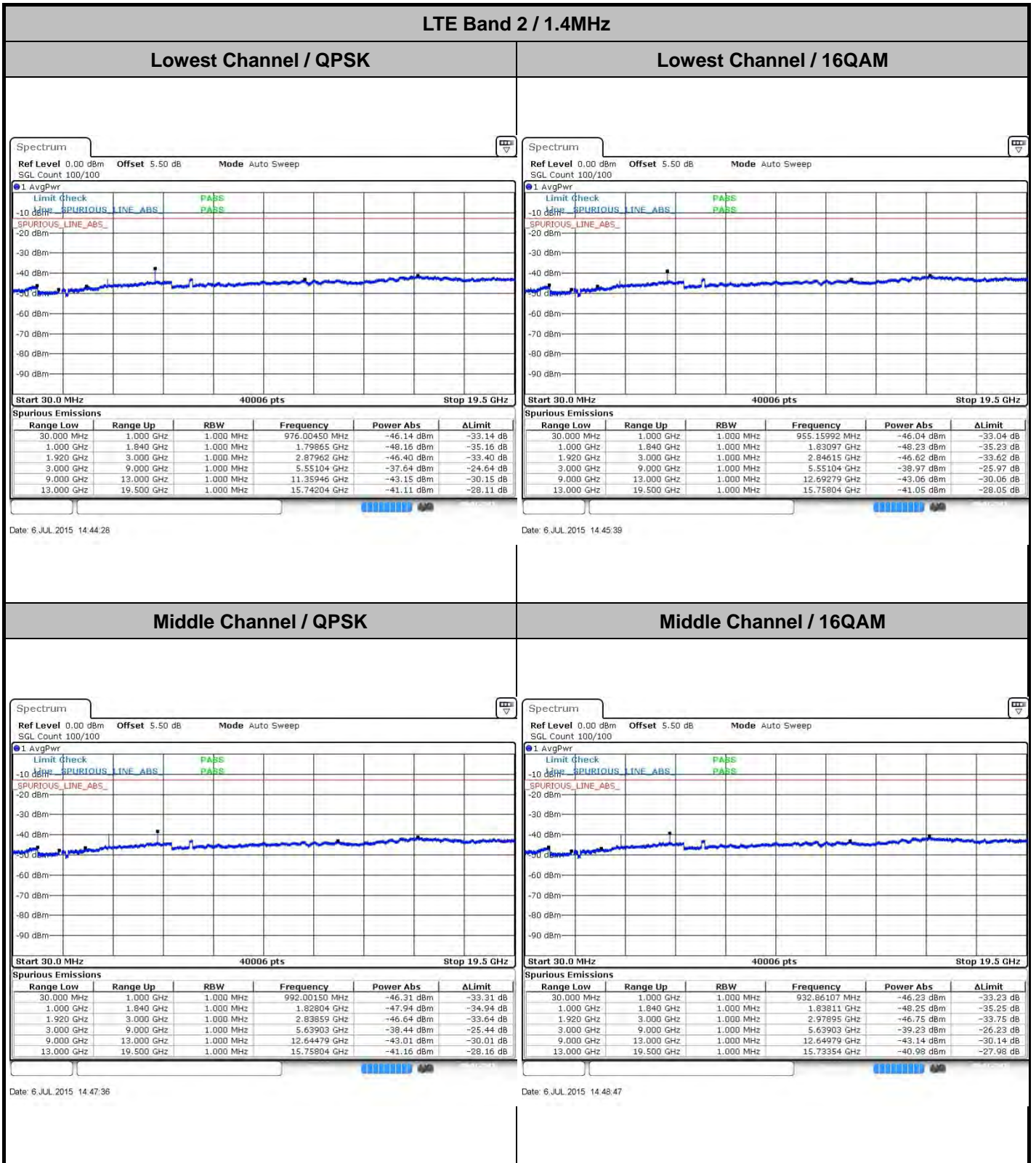
Date: 7.JUL.2015 01:52:18

Date: 7.JUL.2015 01:58:01





# Conducted Spurious Emission

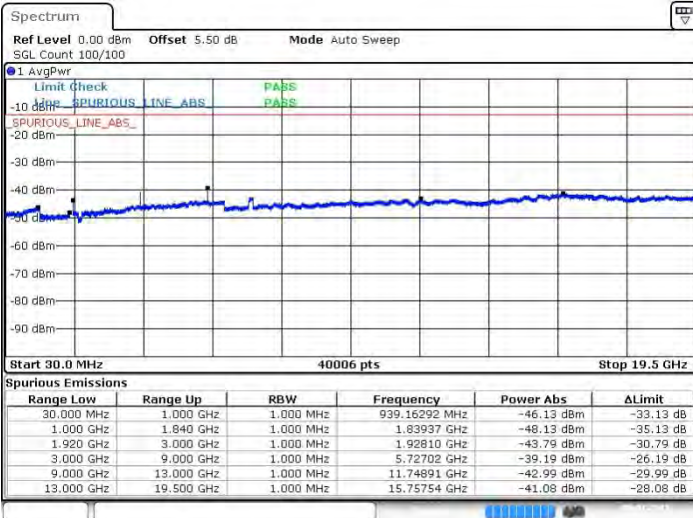
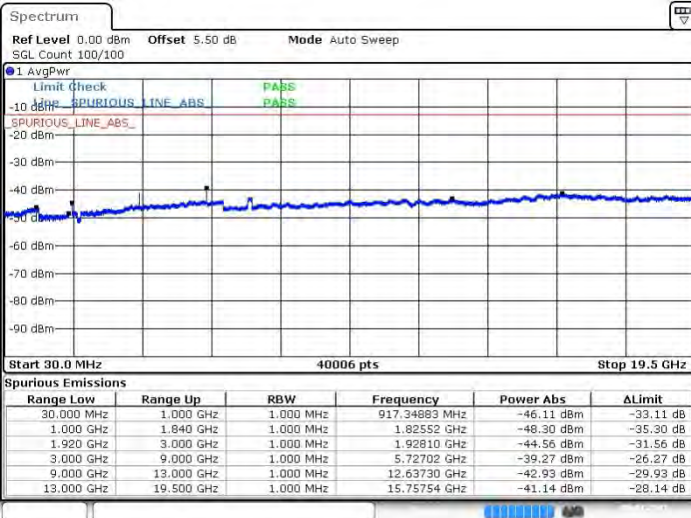




LTE Band 2 / 1.4MHz

Highest Channel / QPSK

Highest Channel / 16QAM



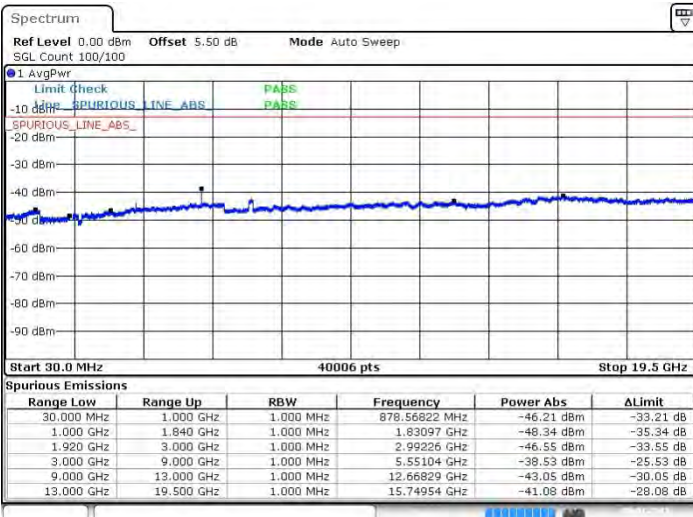
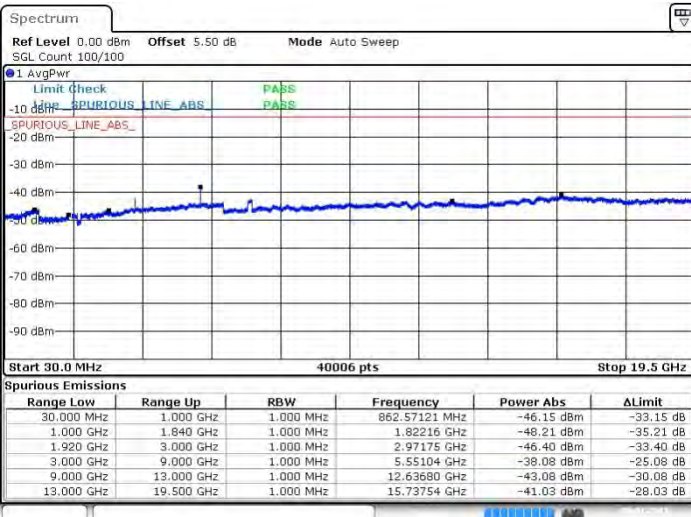
Date: 6 JUL 2015 14:55:18

Date: 6 JUL 2015 14:56:29

LTE Band 2 / 3MHz

Lowest Channel / QPSK

Lowest Channel / 16QAM



Date: 6 JUL 2015 15:03:01

Date: 6 JUL 2015 15:04:12

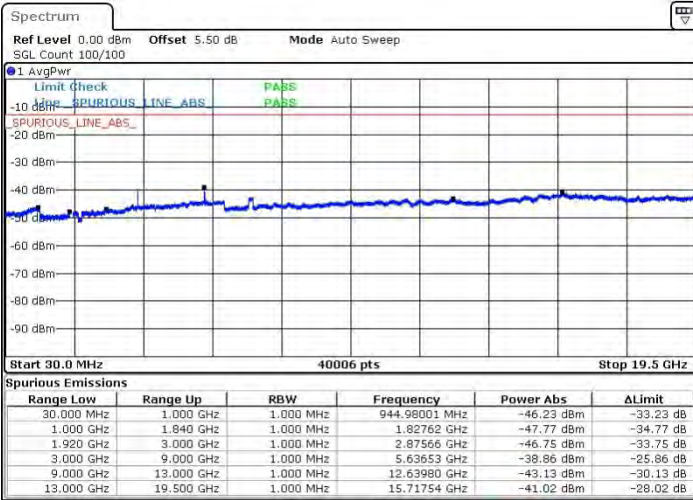
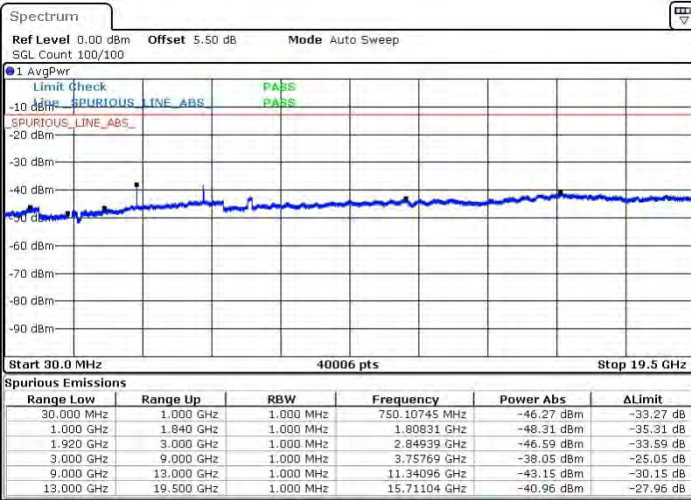




LTE Band 2 / 3MHz

Middle Channel / QPSK

Middle Channel / 16QAM

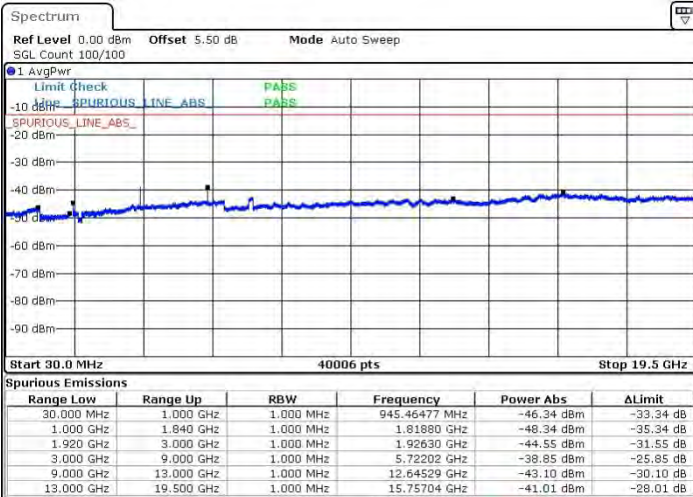
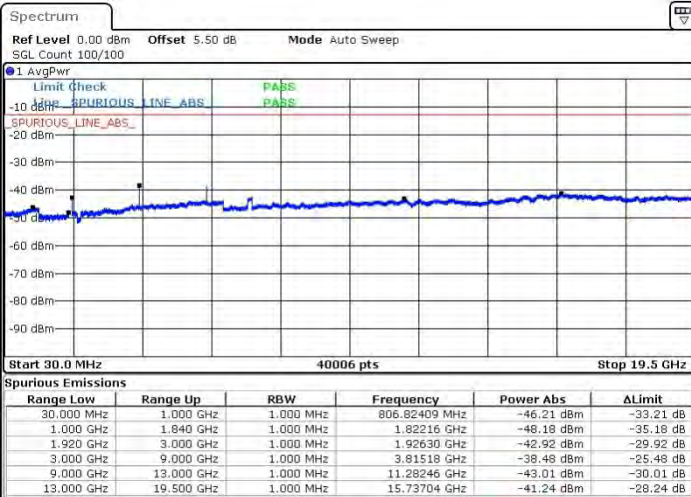


Date: 6 JUL 2015 15:06:10

Date: 6 JUL 2015 15:07:20

Highest Channel / QPSK

Highest Channel / 16QAM



Date: 6 JUL 2015 15:13:52

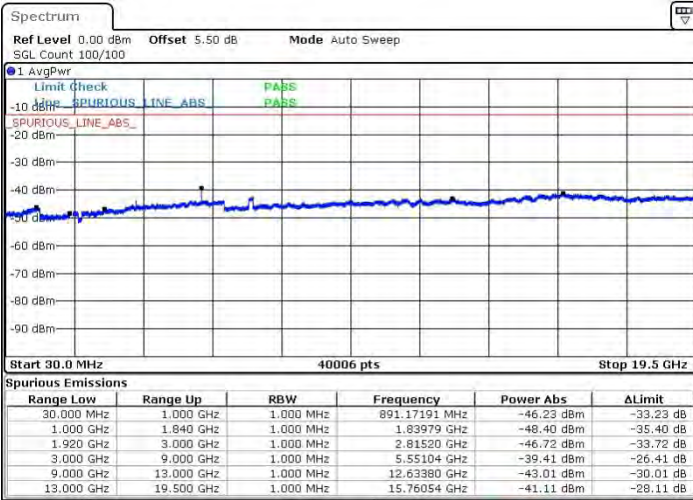
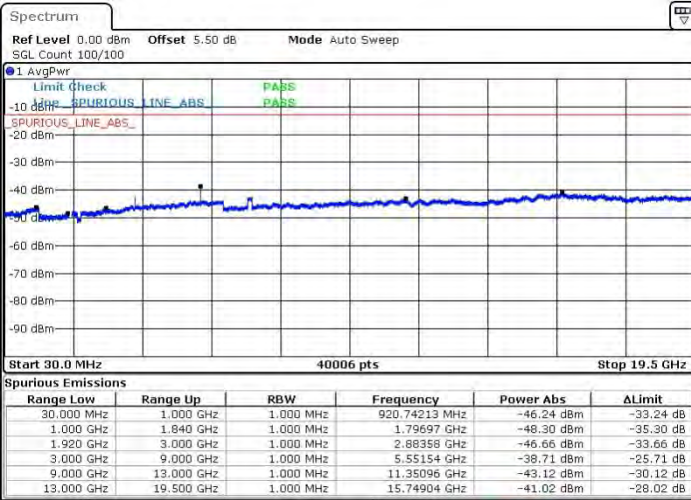
Date: 6 JUL 2015 15:15:03



LTE Band 2 / 5MHz

Lowest Channel / QPSK

Lowest Channel / 16QAM

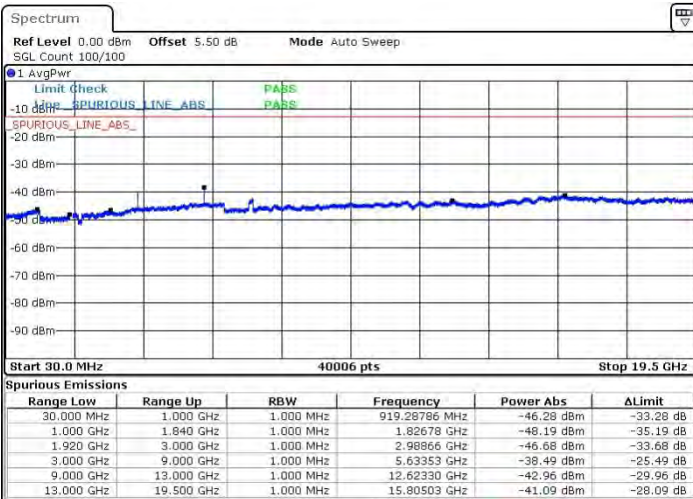
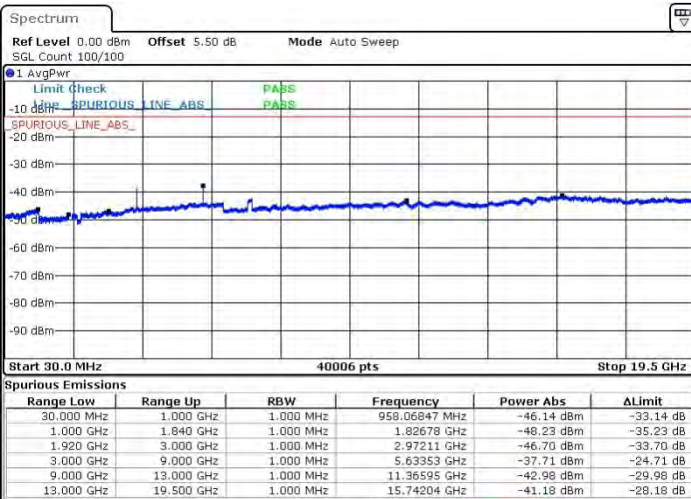


Date: 6 JUL 2015 15:22:11

Date: 6 JUL 2015 15:23:22

Middle Channel / QPSK

Middle Channel / 16QAM



Date: 6 JUL 2015 15:25:19

Date: 6 JUL 2015 15:26:30

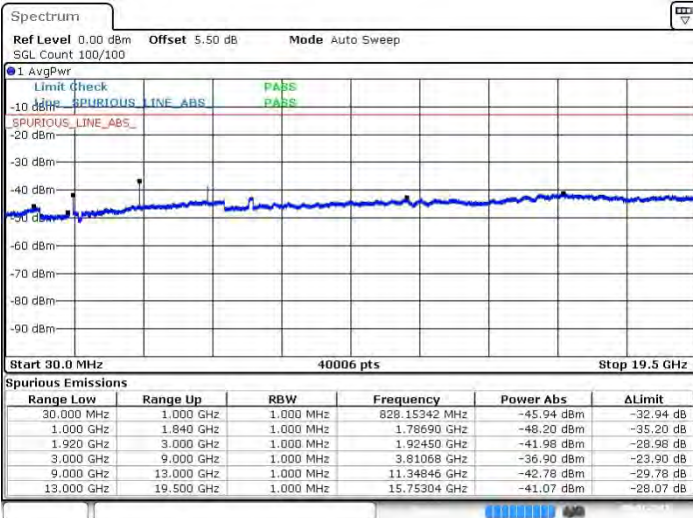
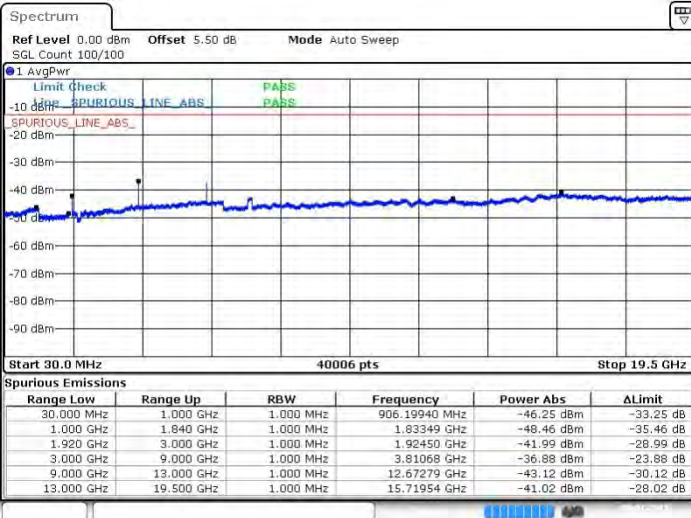




LTE Band 2 / 5MHz

Highest Channel / QPSK

Highest Channel / 16QAM



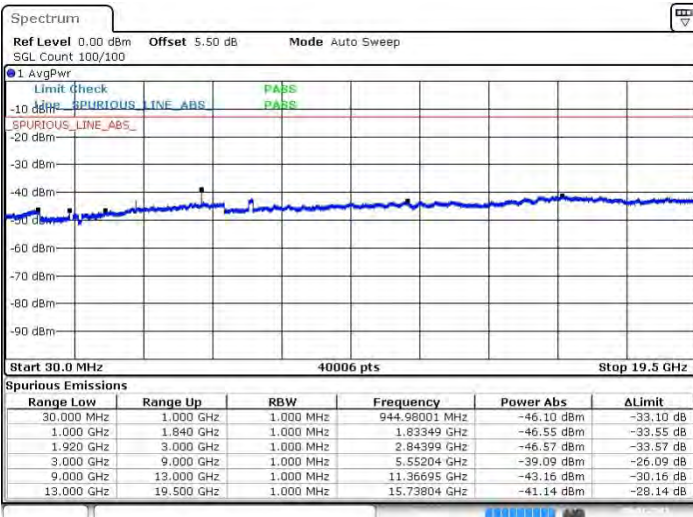
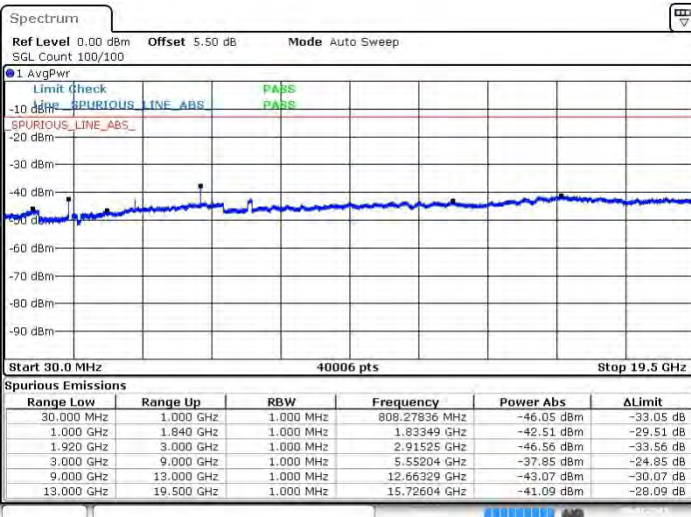
Date: 6 JUL 2015 15:33:02

Date: 6 JUL 2015 15:34:13

LTE Band 2 / 10MHz

Lowest Channel / QPSK

Lowest Channel / 16QAM



Date: 6 JUL 2015 15:40:45

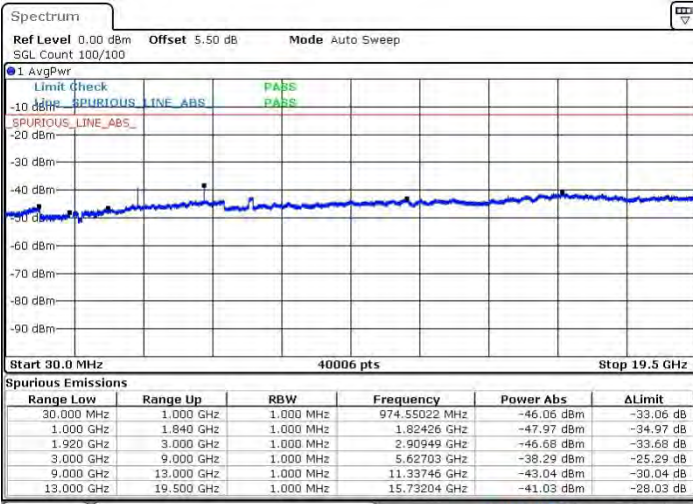
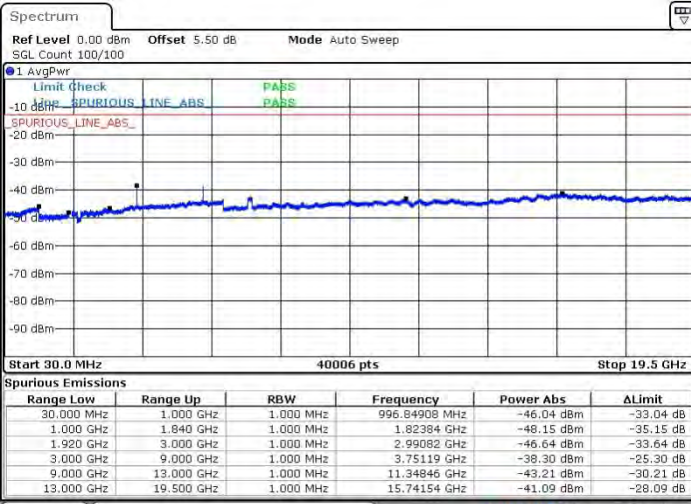
Date: 6 JUL 2015 15:41:56



LTE Band 2 / 10MHz

Middle Channel / QPSK

Middle Channel / 16QAM

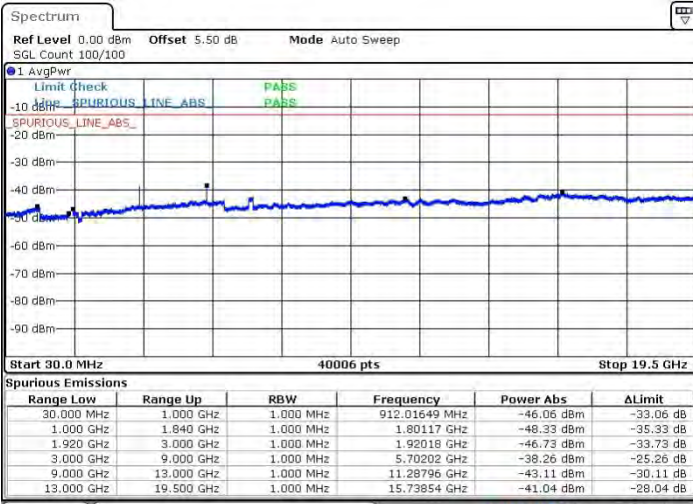
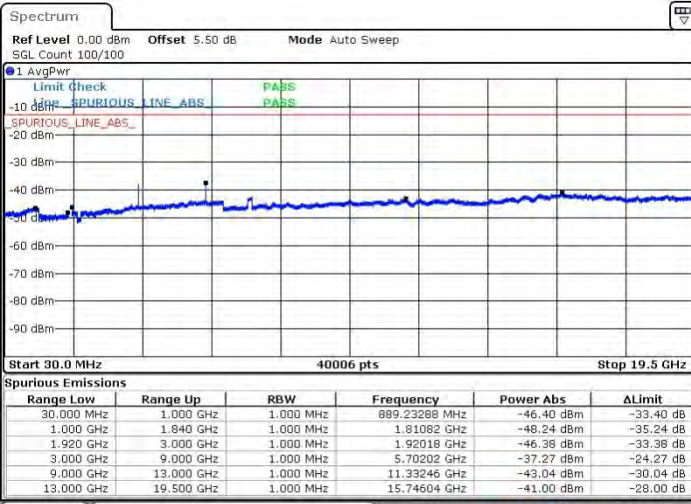


Date: 6 JUL 2015 15:43:53

Date: 6 JUL 2015 15:45:04

Highest Channel / QPSK

Highest Channel / 16QAM



Date: 6 JUL 2015 15:51:38

Date: 6 JUL 2015 15:52:46

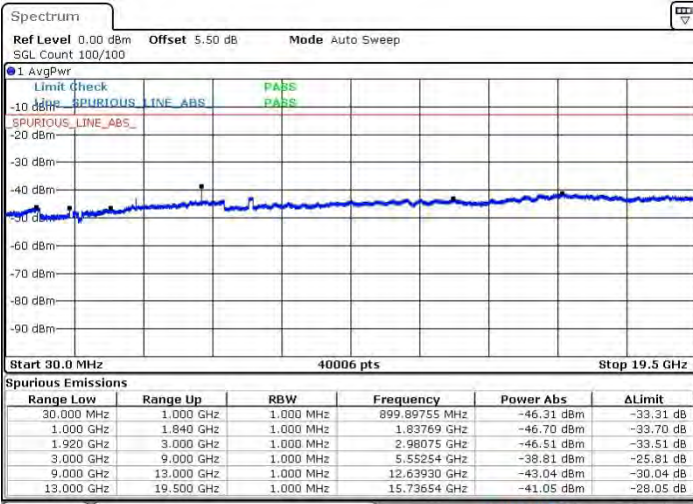
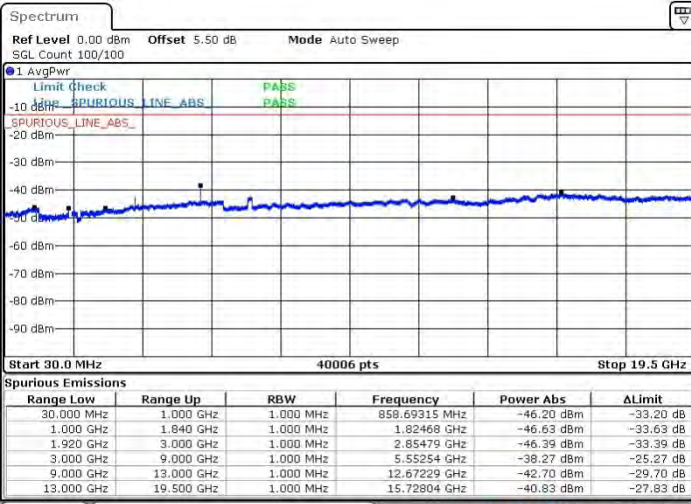




LTE Band 2 / 15MHz

Lowest Channel / QPSK

Lowest Channel / 16QAM

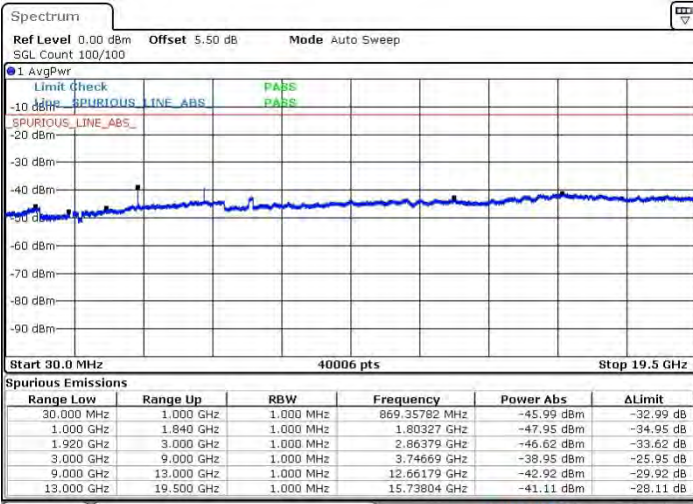
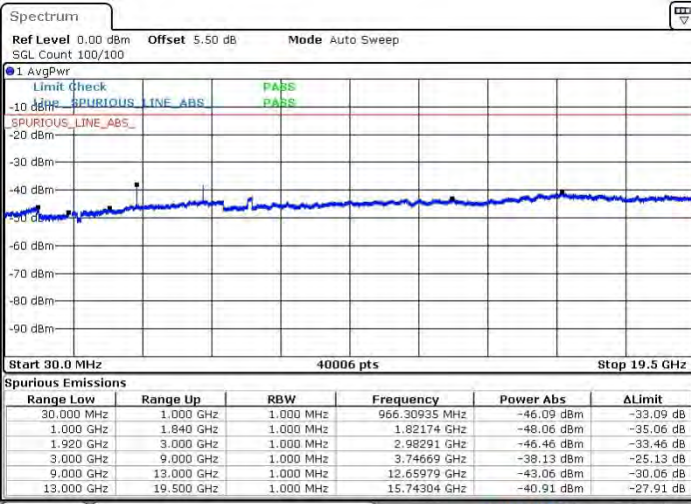


Date: 6 JUL 2015 15:59:18

Date: 6 JUL 2015 16:00:29

Middle Channel / QPSK

Middle Channel / 16QAM



Date: 6 JUL 2015 16:02:27

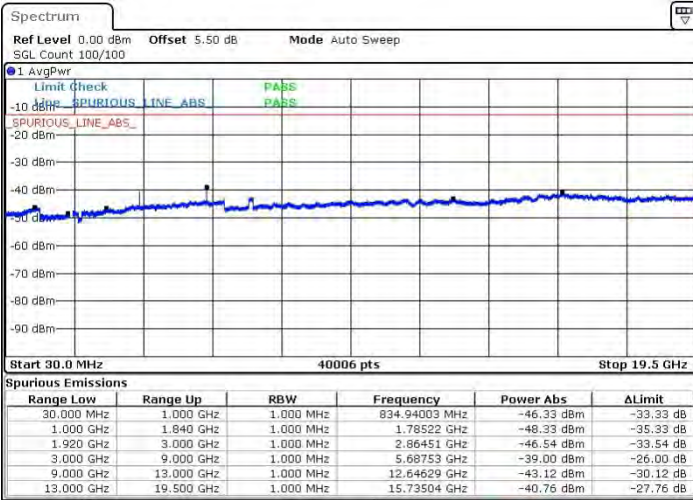
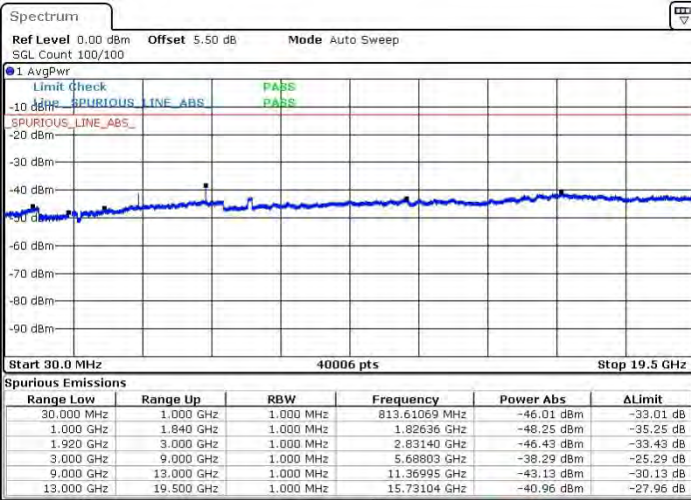
Date: 6 JUL 2015 16:03:38



LTE Band 2 / 15MHz

Highest Channel / QPSK

Highest Channel / 16QAM



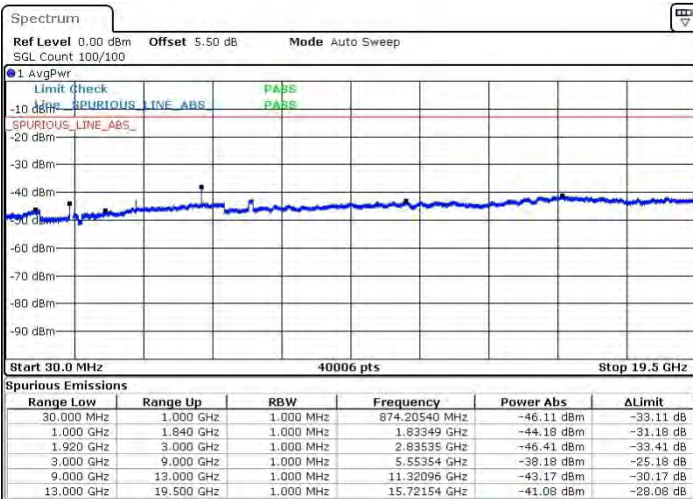
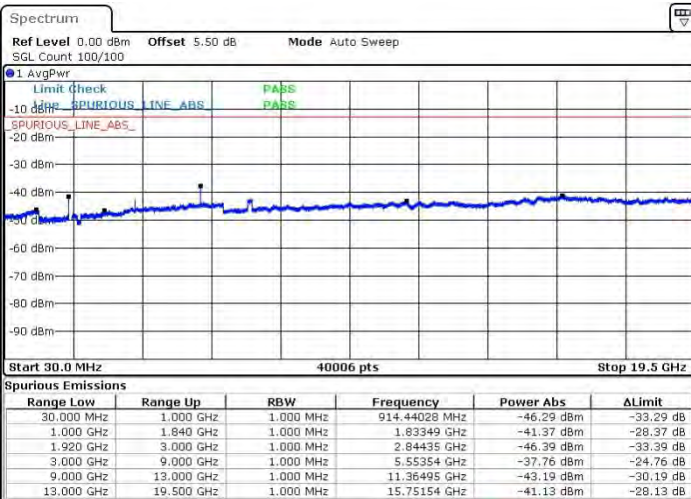
Date: 6 JUL 2015 16:10:10

Date: 6 JUL 2015 16:11:21

LTE Band 2 / 20MHz

Lowest Channel / QPSK

Lowest Channel / 16QAM



Date: 6 JUL 2015 16:17:53

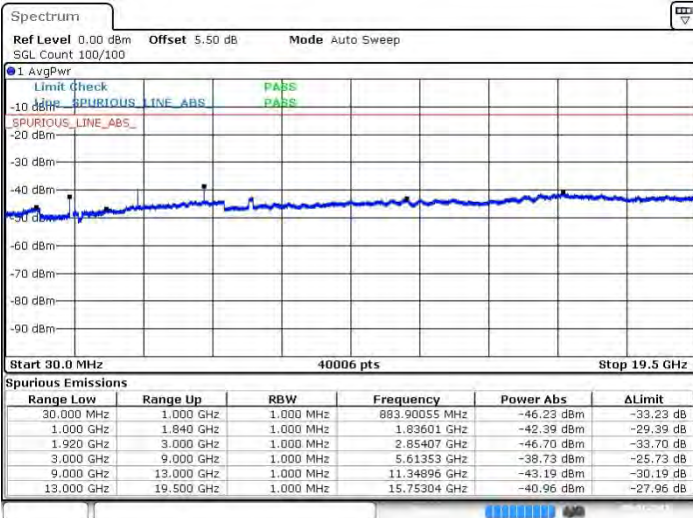
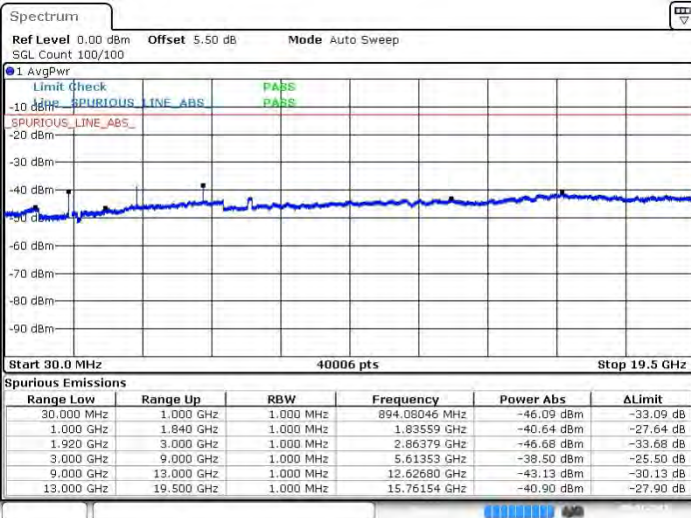
Date: 6 JUL 2015 16:19:04



LTE Band 2 / 20MHz

Middle Channel / QPSK

Middle Channel / 16QAM

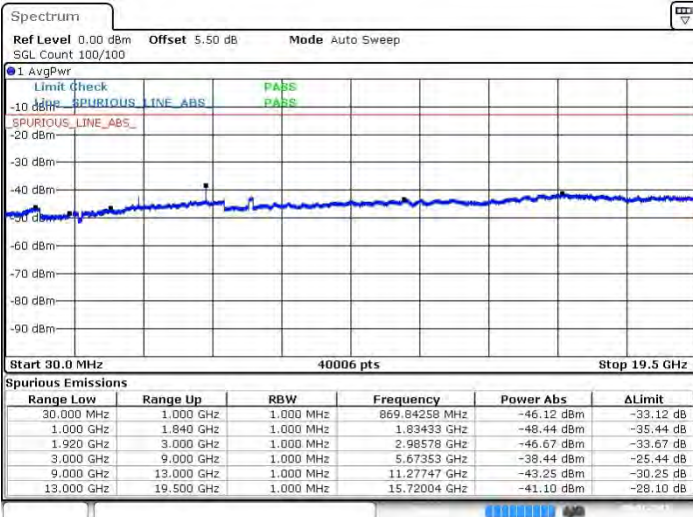
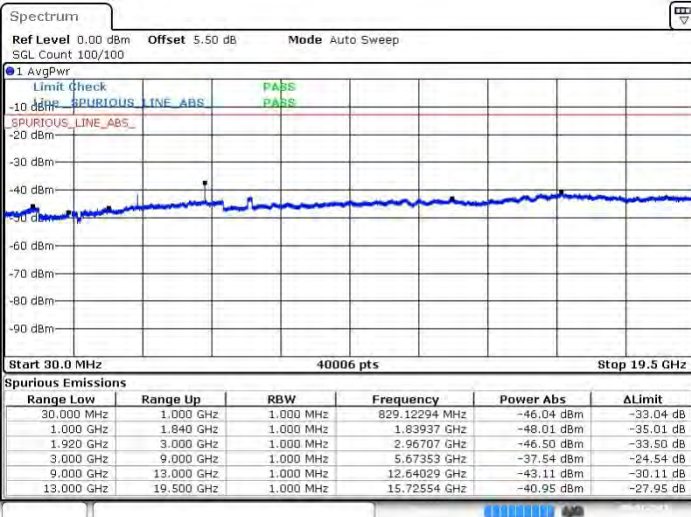


Date: 6 JUL 2015 16:21:01

Date: 6 JUL 2015 16:22:12

Highest Channel / QPSK

Highest Channel / 16QAM



Date: 6 JUL 2015 16:28:43

Date: 6 JUL 2015 16:29:54

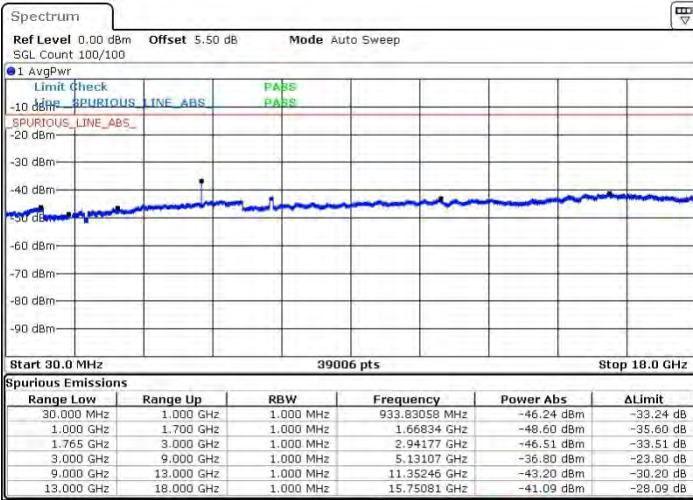
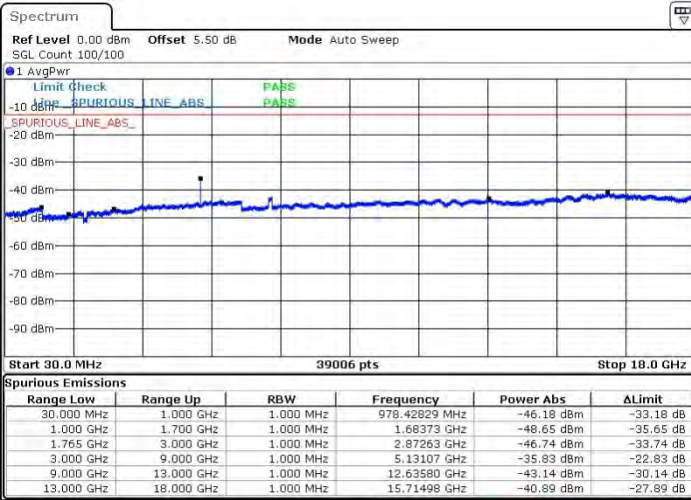




LTE Band 4 / 1.4MHz

Lowest Channel / QPSK

Lowest Channel / 16QAM

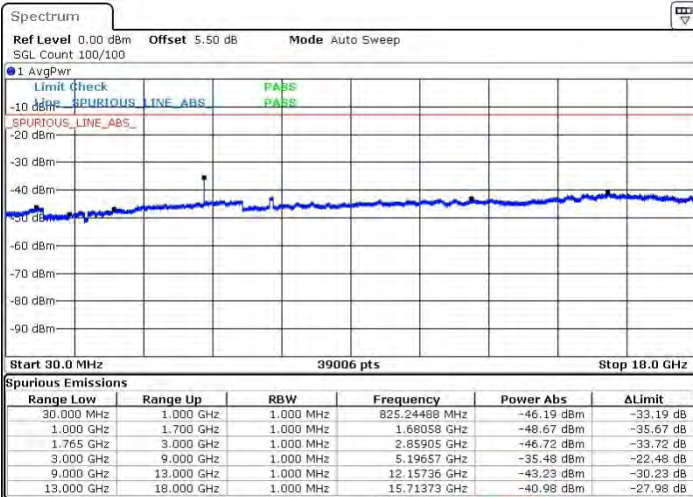
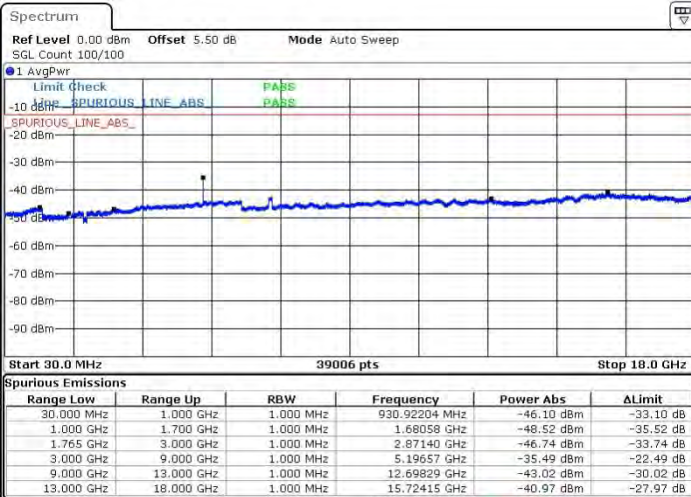


Date: 6 JUL 2015 19:12:19

Date: 6 JUL 2015 19:13:29

Middle Channel / QPSK

Middle Channel / 16QAM



Date: 6 JUL 2015 19:15:27

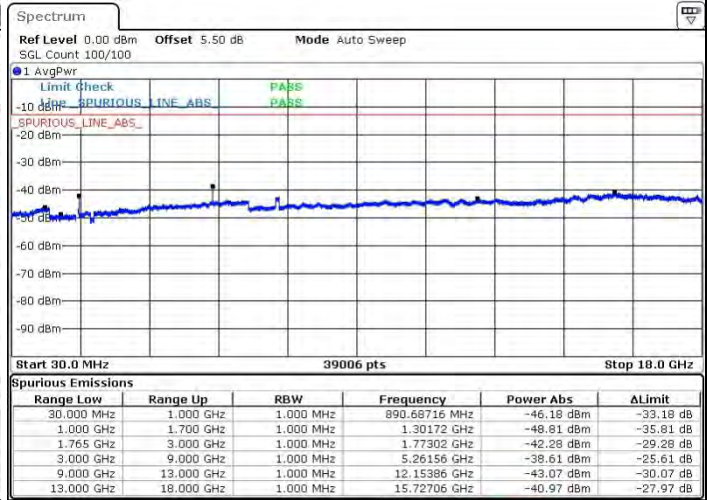
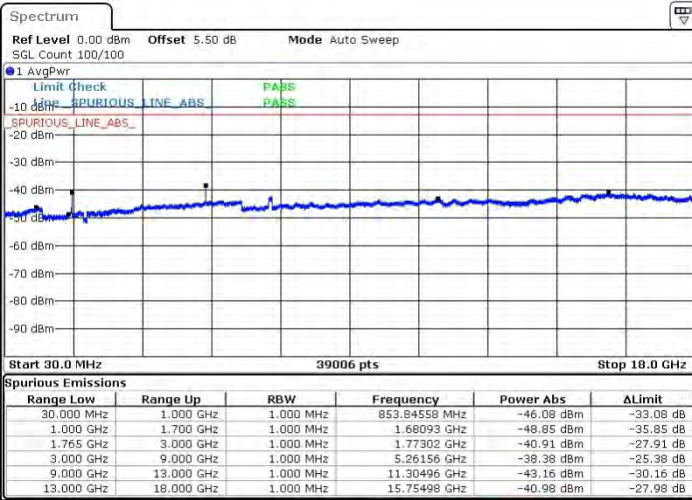
Date: 6 JUL 2015 19:16:38



LTE Band 4 / 1.4MHz

Highest Channel / QPSK

Highest Channel / 16QAM



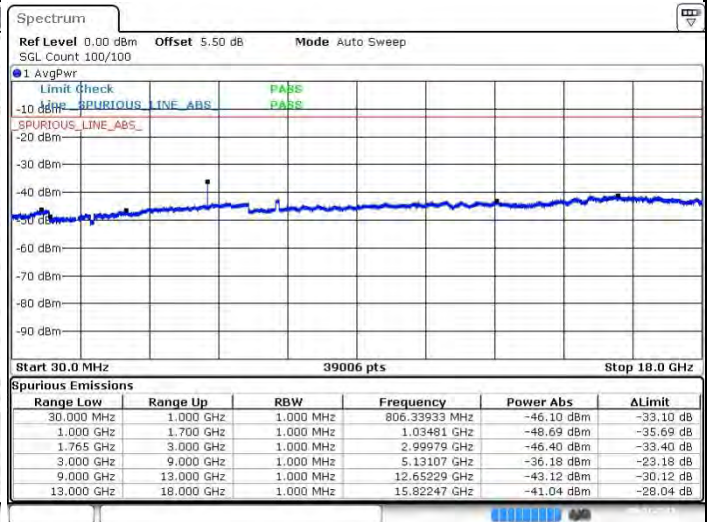
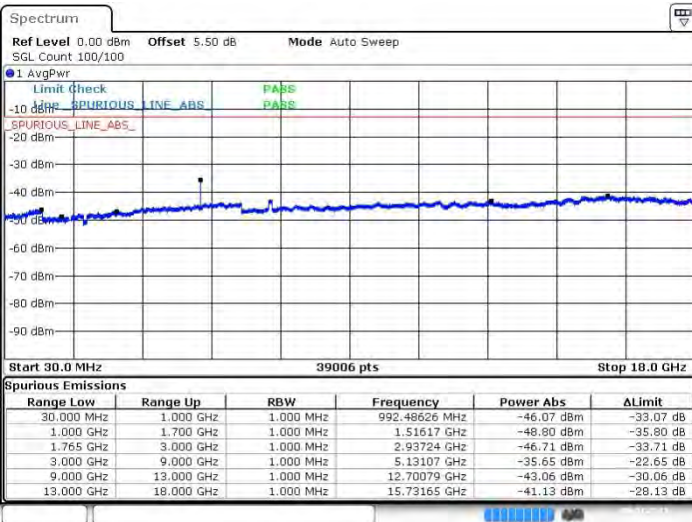
Date: 6 JUL 2015 19:18:36

Date: 6 JUL 2015 19:19:46

LTE Band 4 / 3MHz

Lowest Channel / QPSK

Lowest Channel / 16QAM



Date: 6 JUL 2015 19:21:44

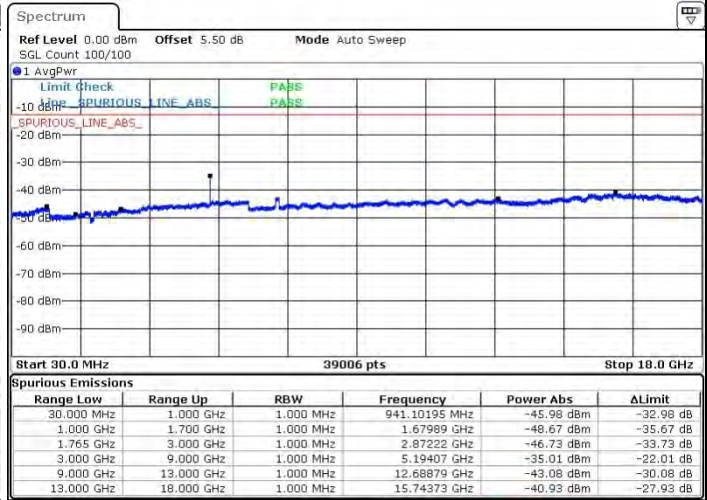
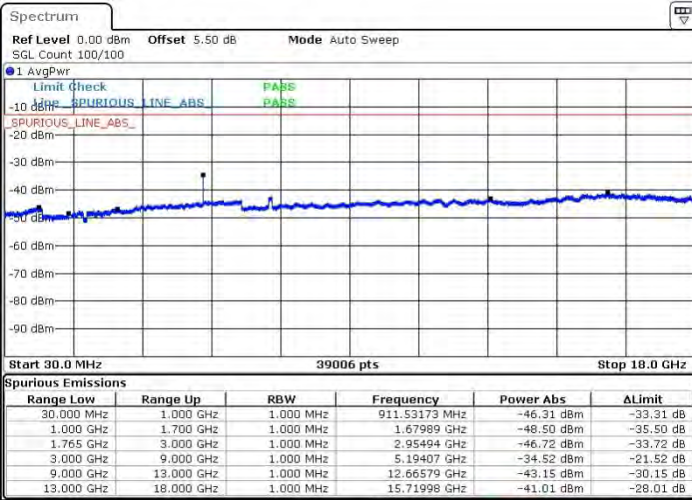
Date: 6 JUL 2015 19:22:55



LTE Band 4 / 3MHz

Middle Channel / QPSK

Middle Channel / 16QAM

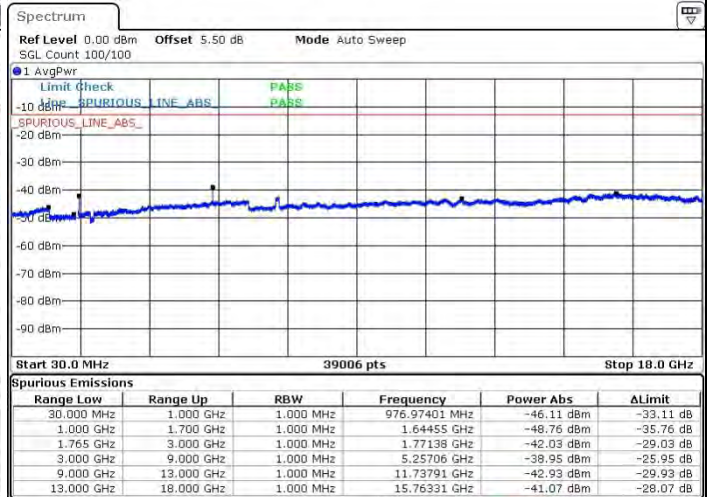
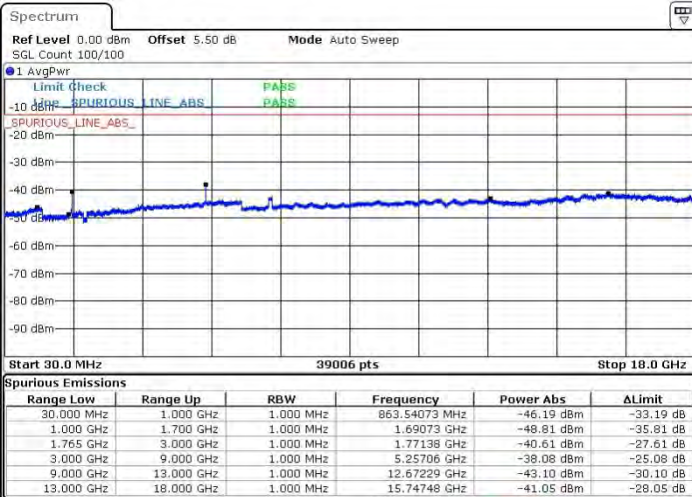


Date: 6 JUL 2015 19:24:52

Date: 6 JUL 2015 19:26:03

Highest Channel / QPSK

Highest Channel / 16QAM



Date: 6 JUL 2015 19:28:01

Date: 6 JUL 2015 19:29:12

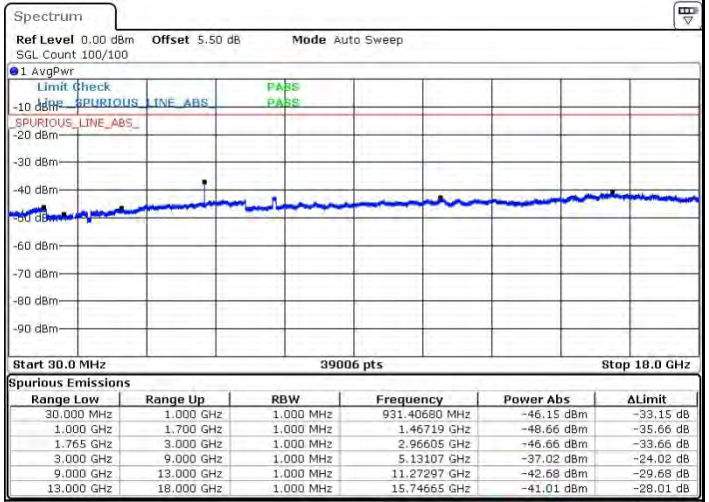
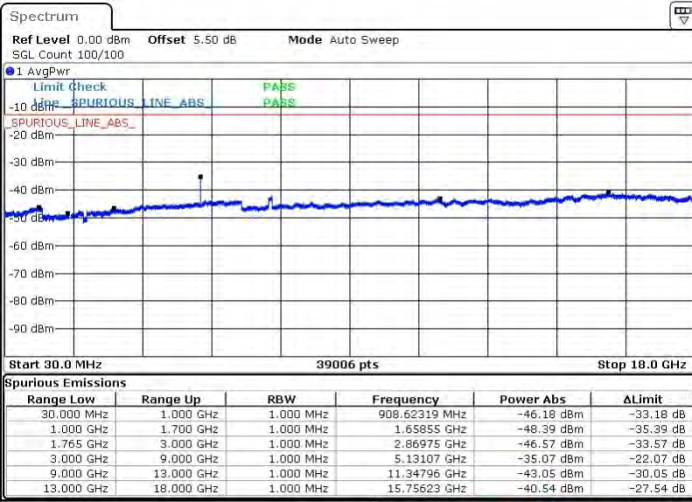




LTE Band 4 / 5MHz

Lowest Channel / QPSK

Lowest Channel / 16QAM

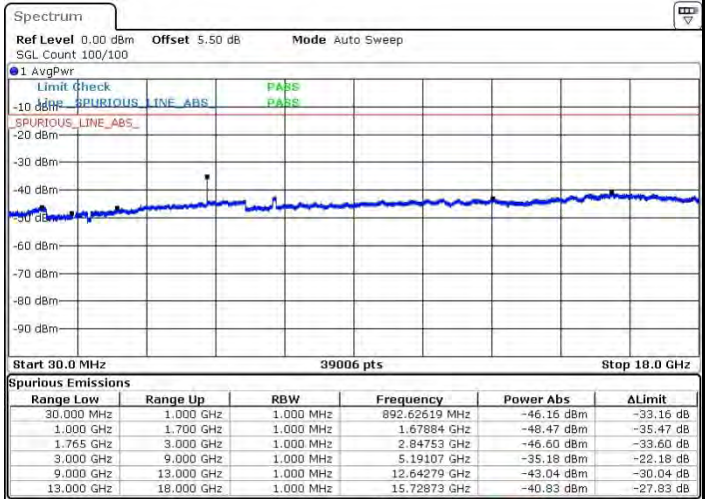
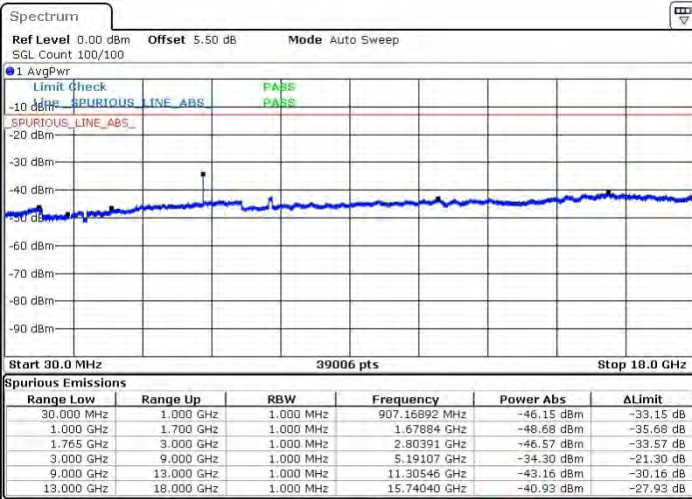


Date: 6 JUL 2015 19:31:09

Date: 6 JUL 2015 19:32:20

Middle Channel / QPSK

Middle Channel / 16QAM



Date: 6 JUL 2015 19:34:18

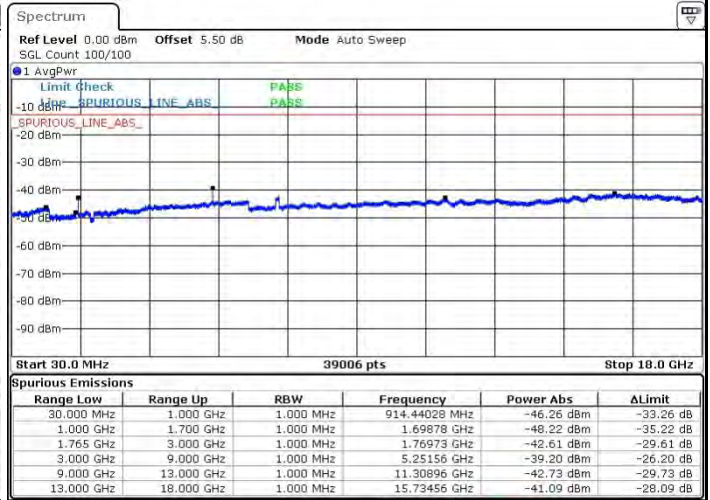
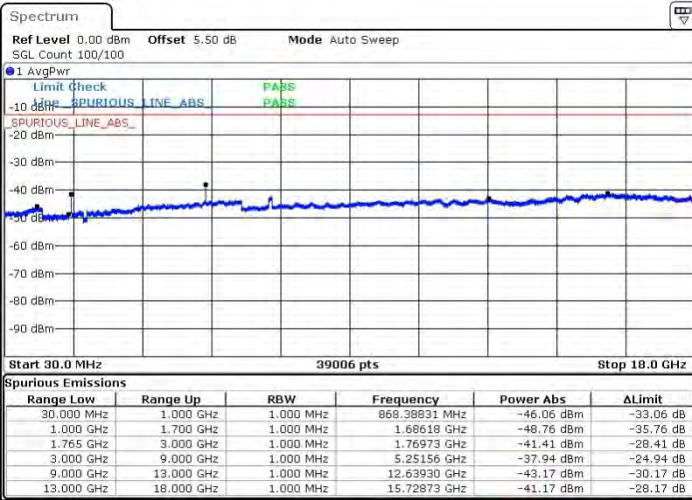
Date: 6 JUL 2015 19:35:29



LTE Band 4 / 5MHz

Highest Channel / QPSK

Highest Channel / 16QAM



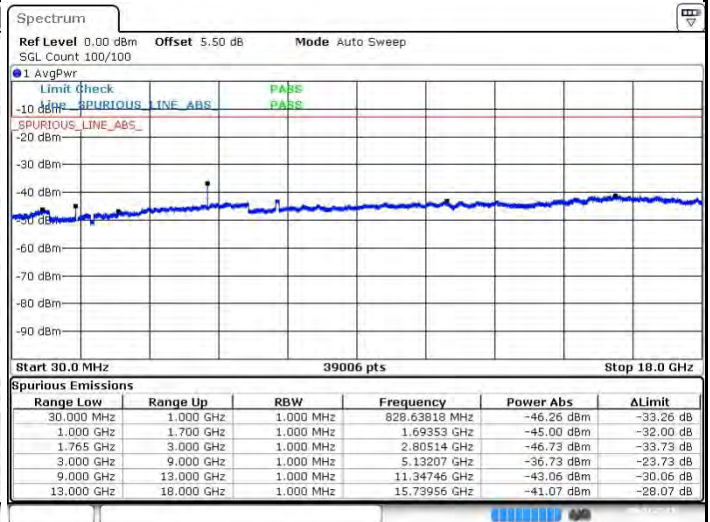
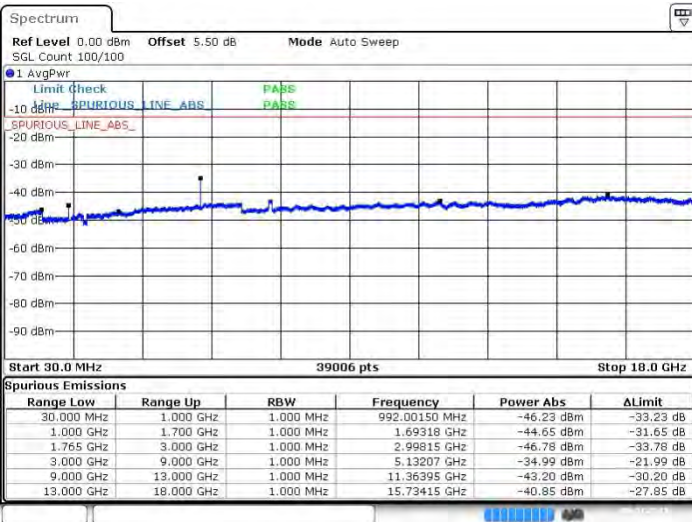
Date: 6 JUL 2015 19:37:26

Date: 6 JUL 2015 19:38:37

LTE Band 4 / 10MHz

Lowest Channel / QPSK

Lowest Channel / 16QAM



Date: 6 JUL 2015 19:40:35

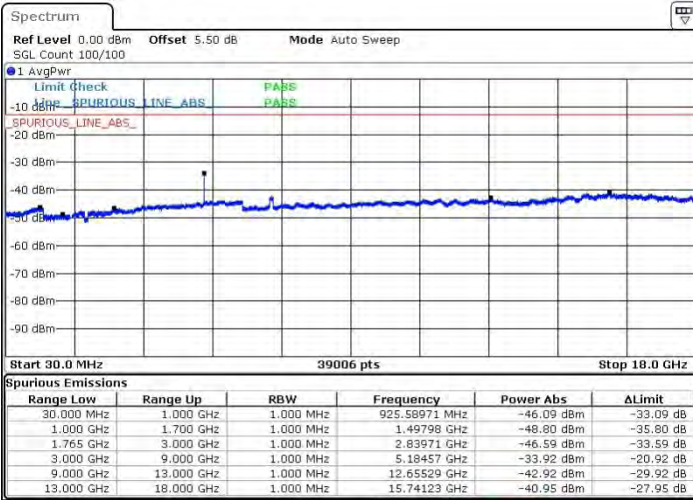
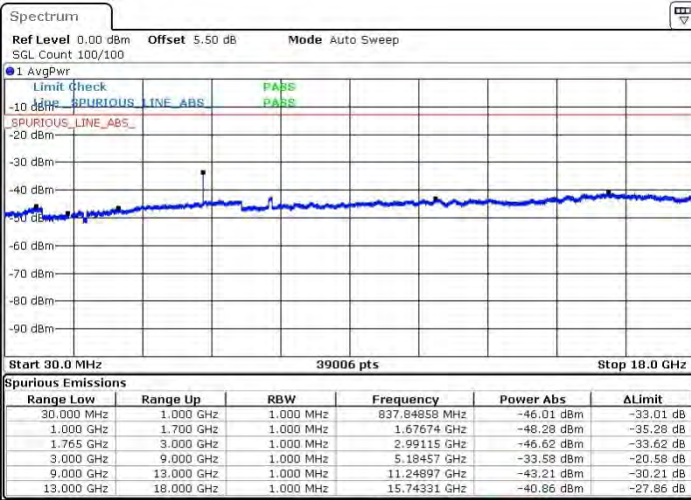
Date: 6 JUL 2015 19:41:46



LTE Band 4 / 10MHz

Middle Channel / QPSK

Middle Channel / 16QAM

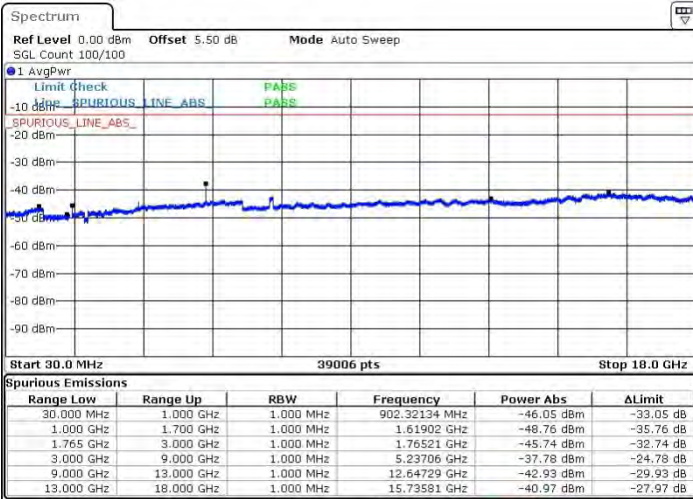
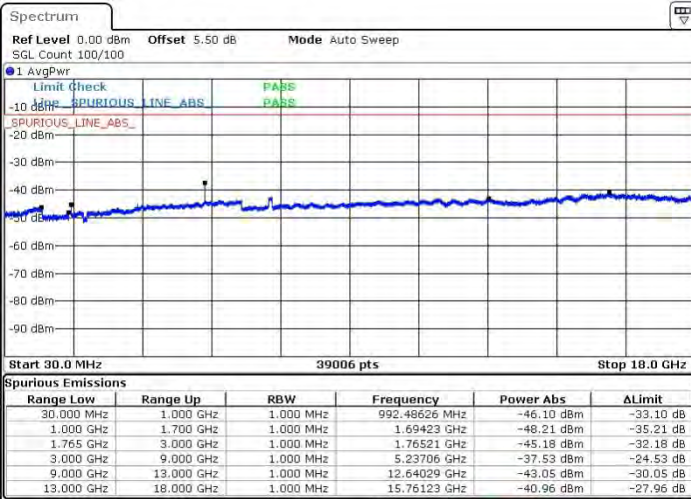


Date: 6 JUL 2015 19:43:43

Date: 6 JUL 2015 19:44:54

Highest Channel / QPSK

Highest Channel / 16QAM



Date: 6 JUL 2015 19:46:52

Date: 6 JUL 2015 19:48:03

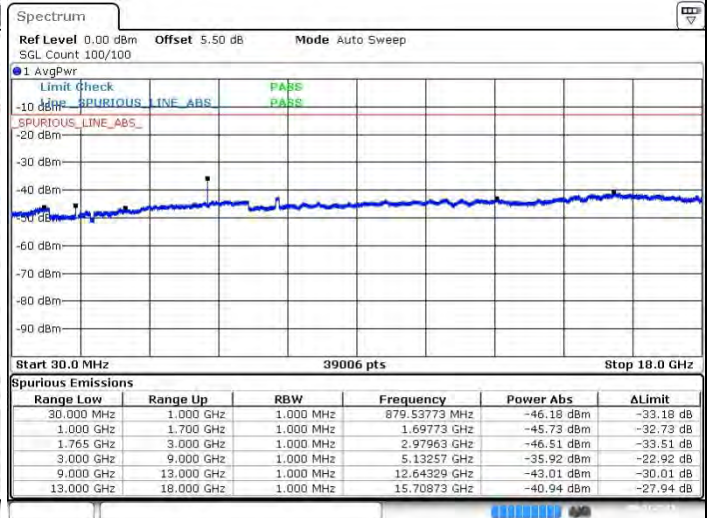
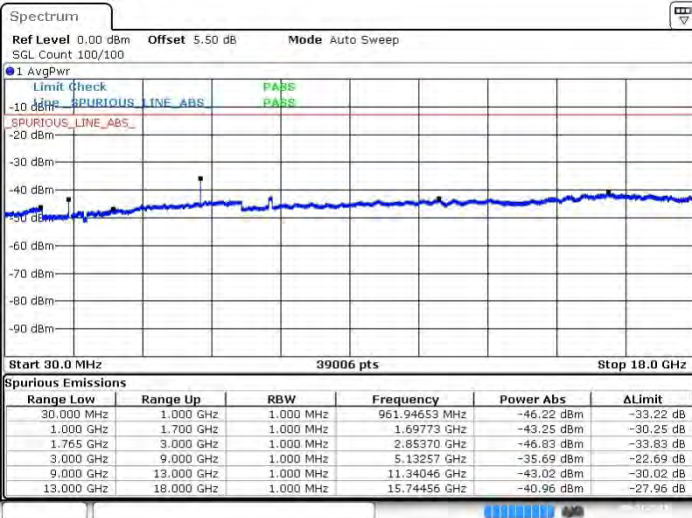




LTE Band 4 / 15MHz

Lowest Channel / QPSK

Lowest Channel / 16QAM

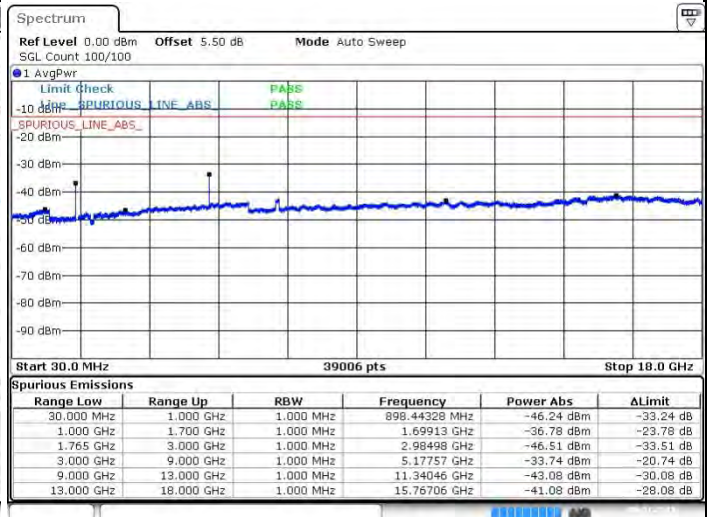
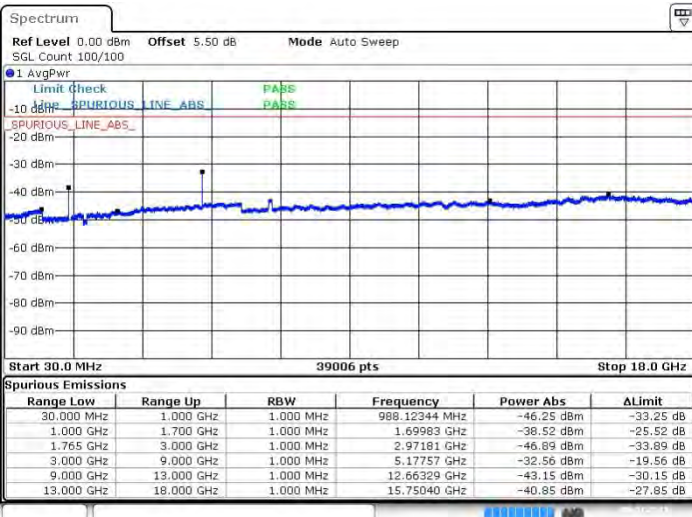


Date: 6 JUL 2015 19:50:01

Date: 6 JUL 2015 19:51:12

Middle Channel / QPSK

Middle Channel / 16QAM



Date: 6 JUL 2015 19:53:09

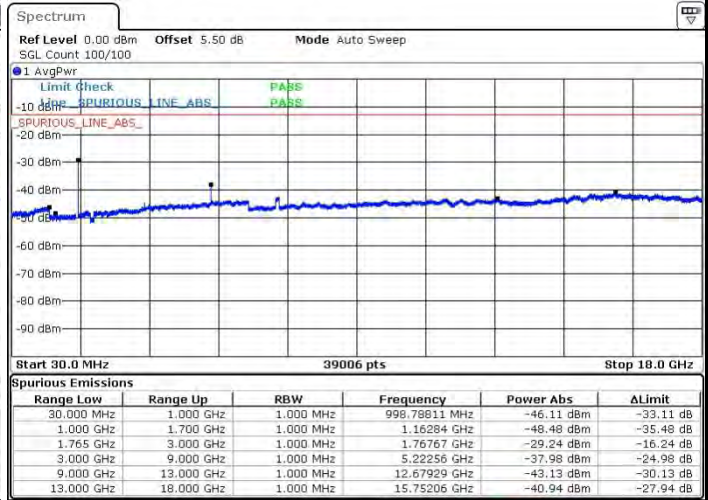
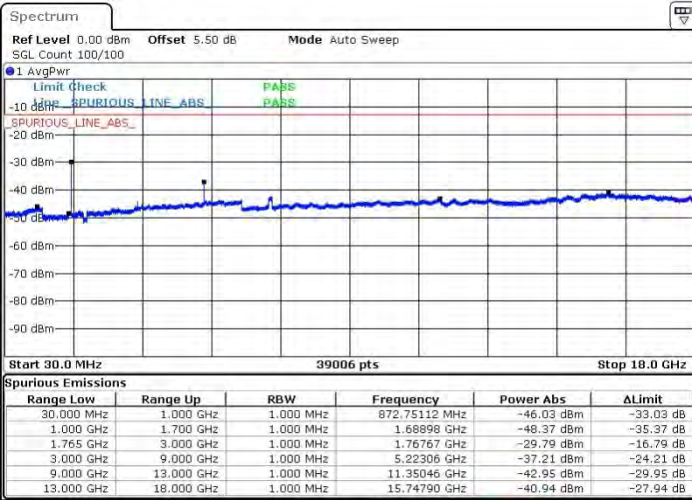
Date: 6 JUL 2015 19:54:20



LTE Band 4 / 15MHz

Highest Channel / QPSK

Highest Channel / 16QAM



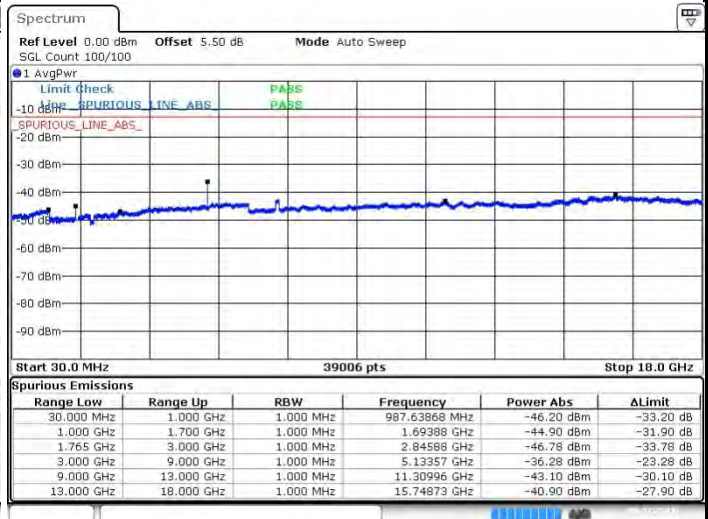
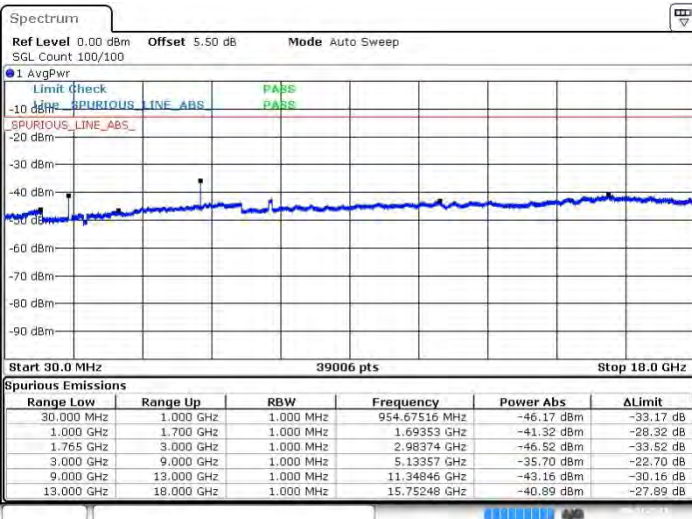
Date: 6 JUL 2015 19:56:18

Date: 6 JUL 2015 19:57:29

LTE Band 4 / 20MHz

Lowest Channel / QPSK

Lowest Channel / 16QAM



Date: 6 JUL 2015 19:58:26

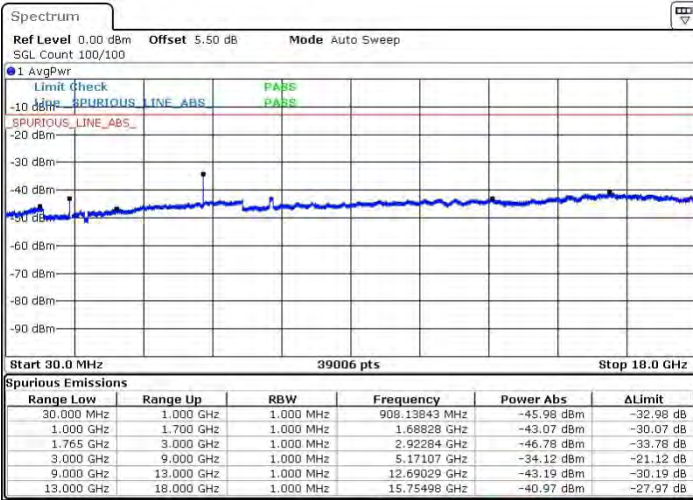
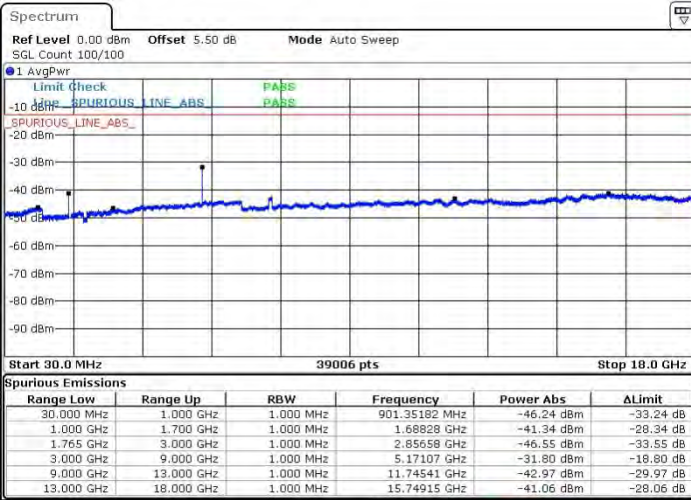
Date: 6 JUL 2015 20:00:37



LTE Band 4 / 20MHz

Middle Channel / QPSK

Middle Channel / 16QAM

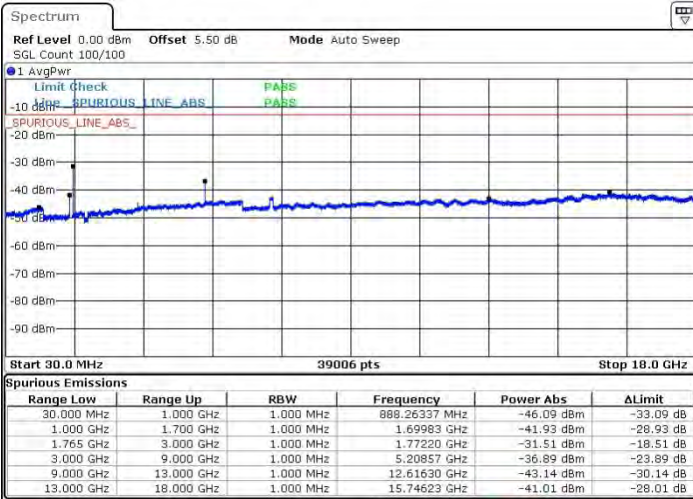
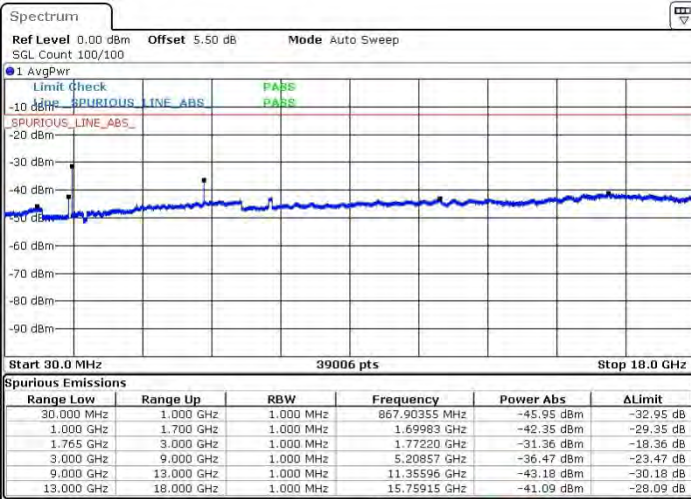


Date: 6 JUL 2015 20:02:35

Date: 6 JUL 2015 20:03:46

Highest Channel / QPSK

Highest Channel / 16QAM



Date: 6 JUL 2015 20:05:44

Date: 6 JUL 2015 20:06:54

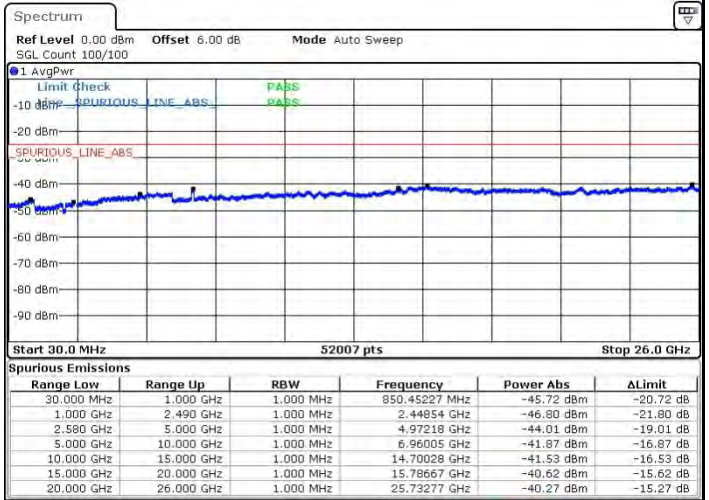
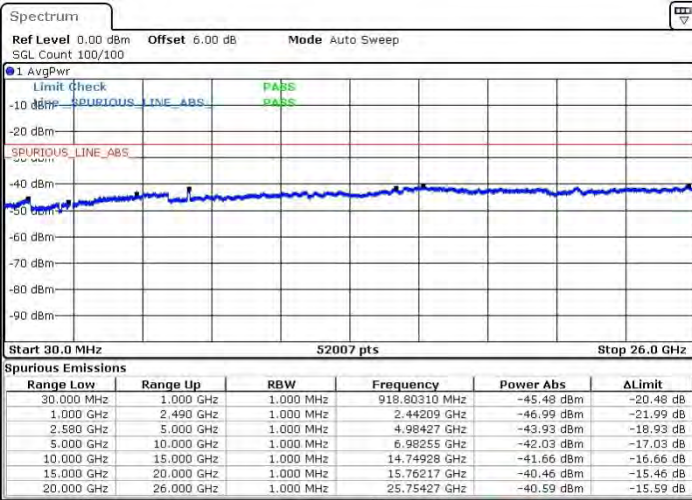




LTE Band 7 / 5MHz

Lowest Channel / QPSK

Lowest Channel / 16QAM

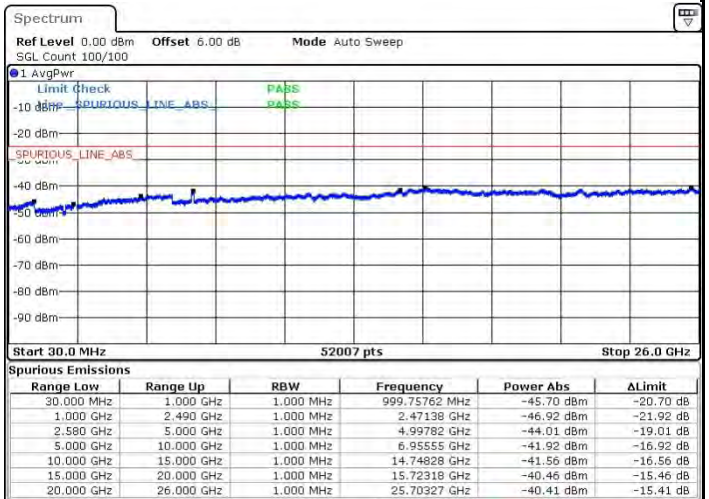
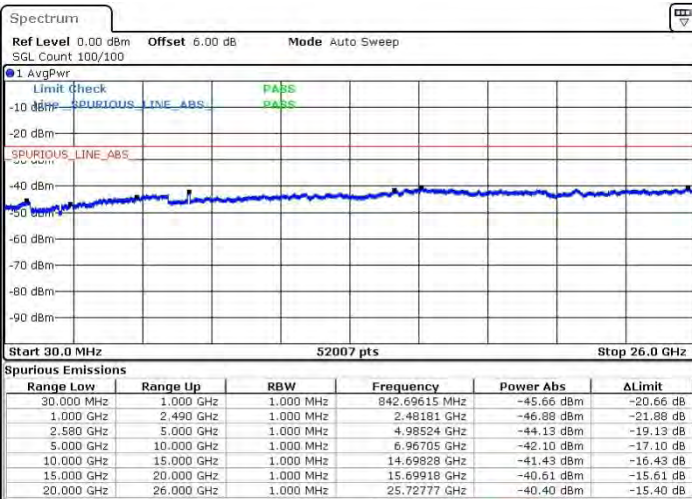


Date: 7.JUL.2015 13:12:16

Date: 7.JUL.2015 13:13:26

Middle Channel / QPSK

Middle Channel / 16QAM



Date: 7.JUL.2015 13:14:35

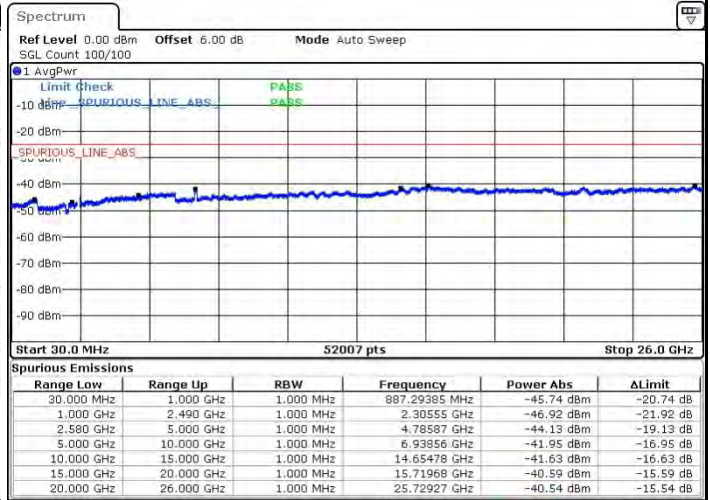
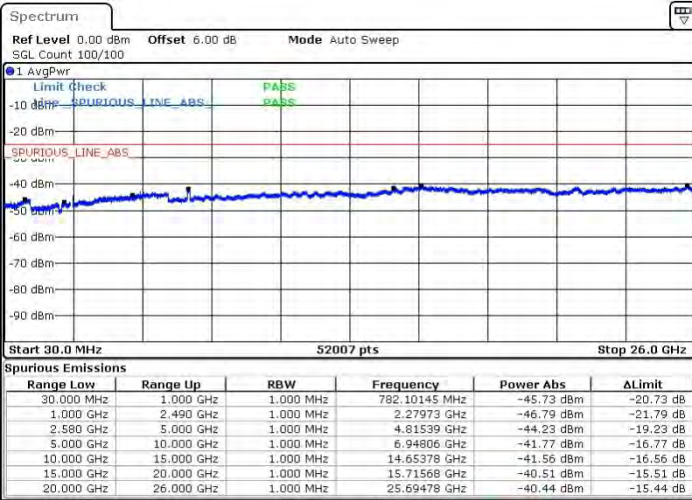
Date: 7.JUL.2015 13:15:45



LTE Band 7 / 5MHz

Highest Channel / QPSK

Highest Channel / 16QAM



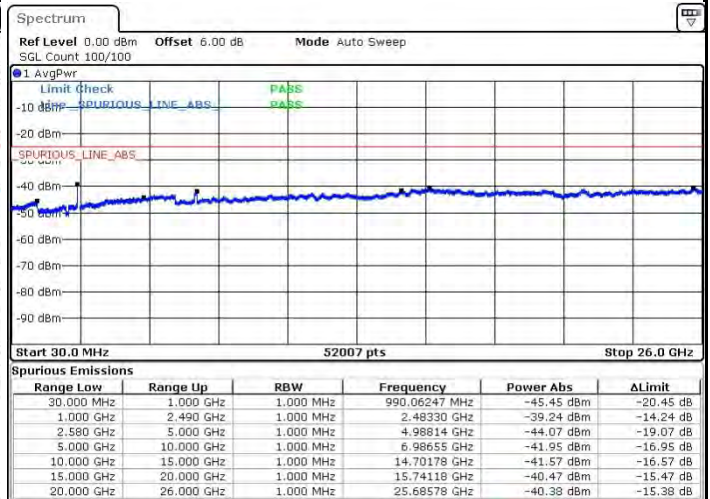
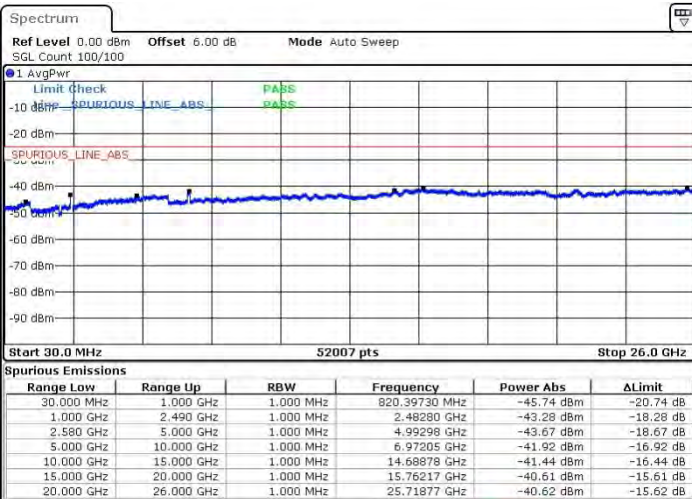
Date: 7.JUL.2015 13:16:54

Date: 7.JUL.2015 13:18:04

LTE Band 7 / 10MHz

Lowest Channel / QPSK

Lowest Channel / 16QAM



Date: 7.JUL.2015 13:19:28

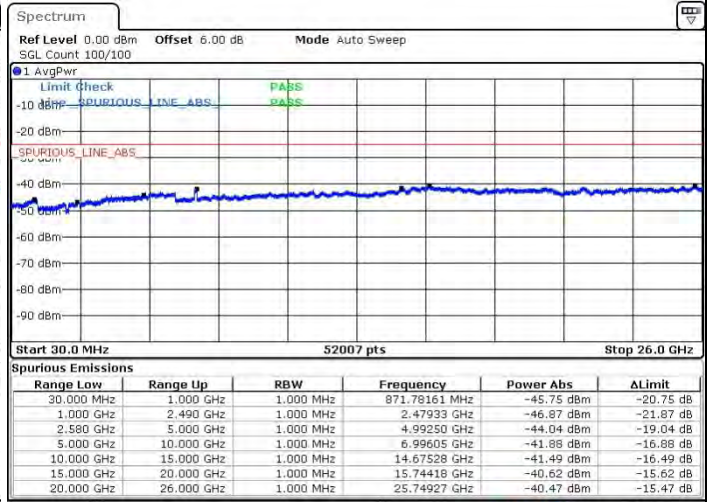
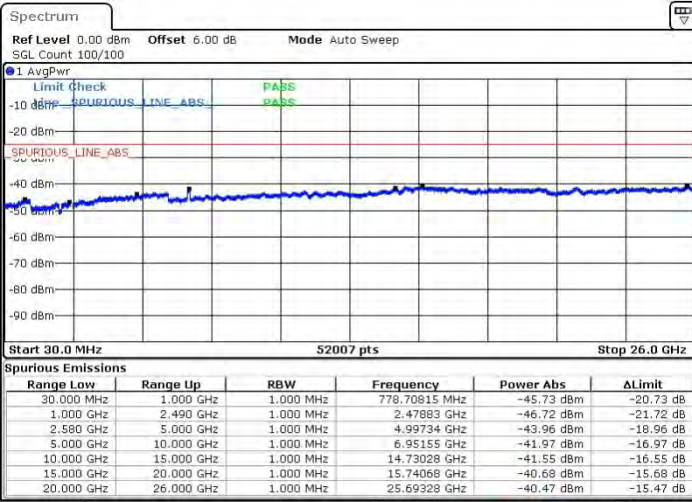
Date: 7.JUL.2015 13:20:38



LTE Band 7 / 10MHz

Middle Channel / QPSK

Middle Channel / 16QAM

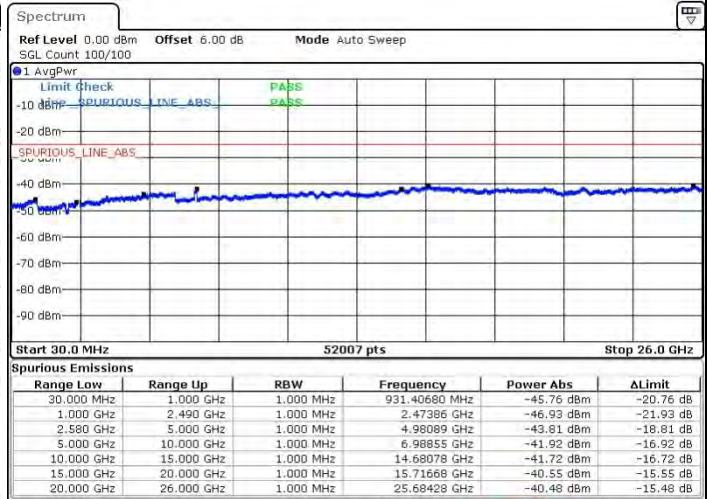
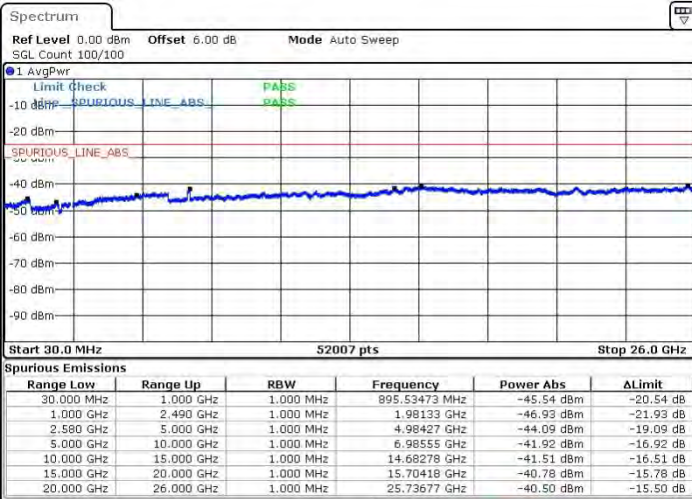


Date: 7.JUL.2015 13:21:48

Date: 7.JUL.2015 13:22:58

Highest Channel / QPSK

Highest Channel / 16QAM



Date: 7.JUL.2015 13:24:07

Date: 7.JUL.2015 13:25:16

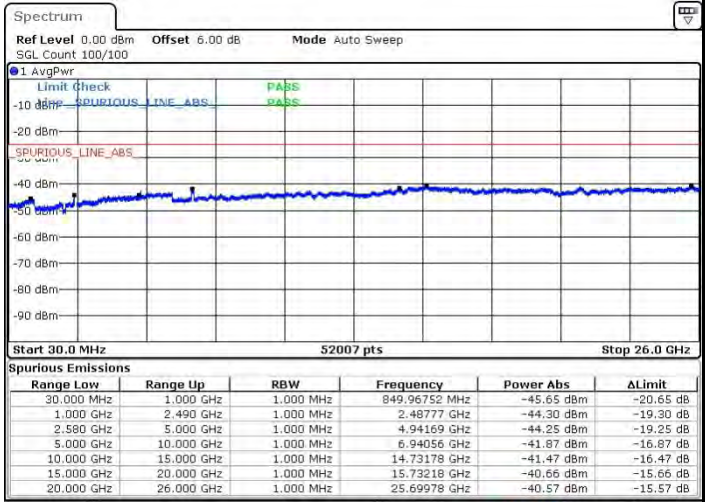
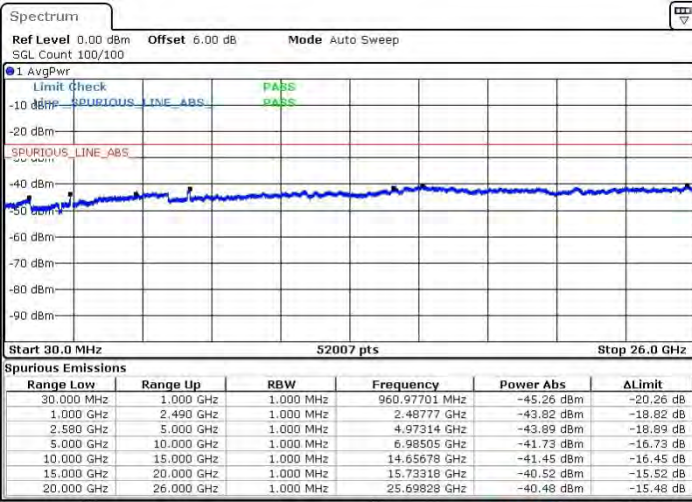




LTE Band 7 / 15MHz

Lowest Channel / QPSK

Lowest Channel / 16QAM

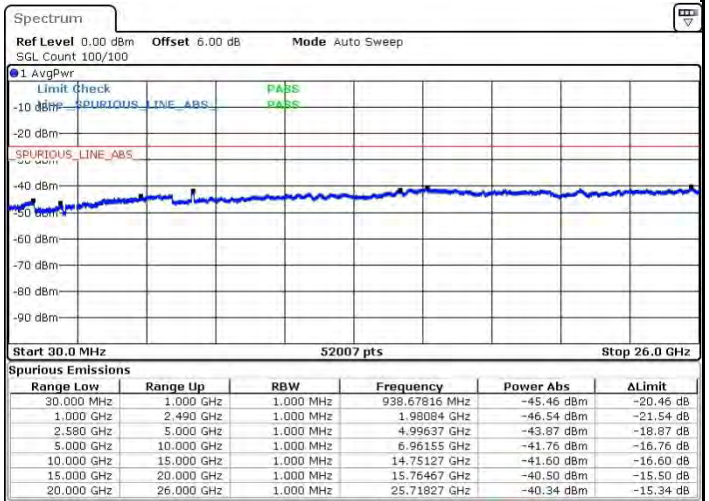
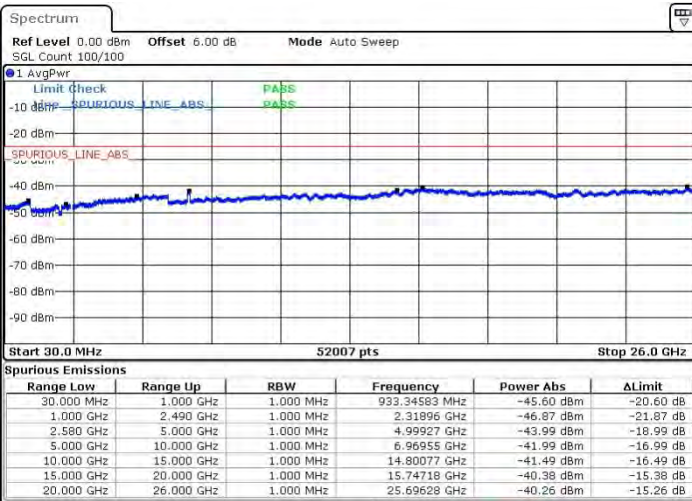


Date: 7.JUL.2015 13:26:26

Date: 7.JUL.2015 13:27:35

Middle Channel / QPSK

Middle Channel / 16QAM



Date: 7.JUL.2015 13:28:45

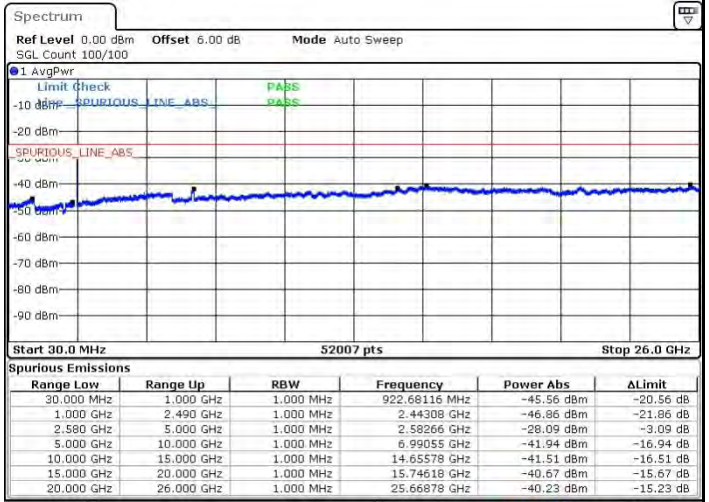
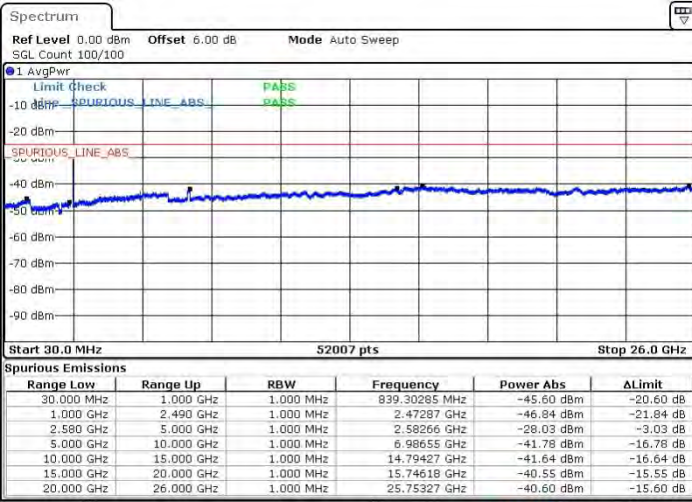
Date: 7.JUL.2015 13:29:54



LTE Band7 / 15MHz

Highest Channel / QPSK

Highest Channel / 16QAM



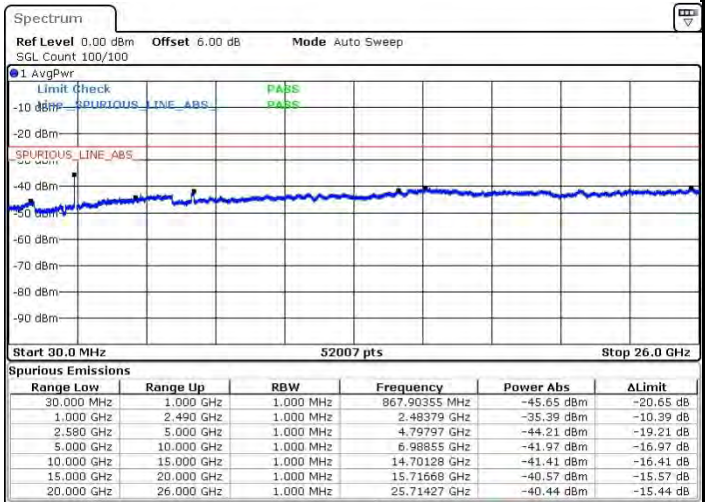
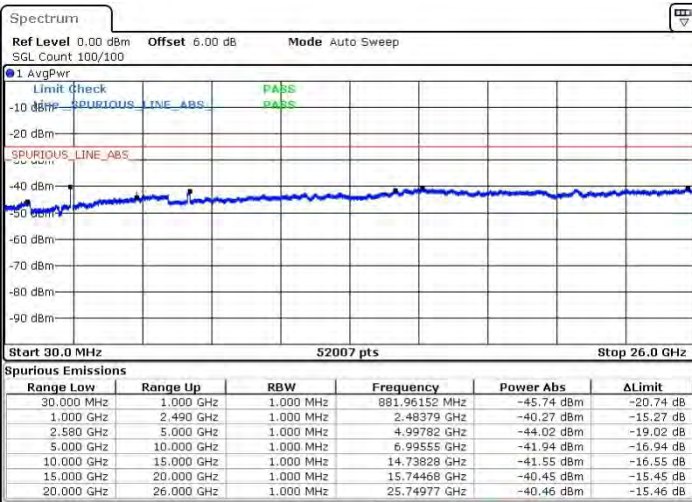
Date: 7.JUL.2015 13:31:04

Date: 7.JUL.2015 13:32:13

LTE Band 7 / 20MHz

Lowest Channel / QPSK

Lowest Channel / 16QAM



Date: 7.JUL.2015 13:33:33

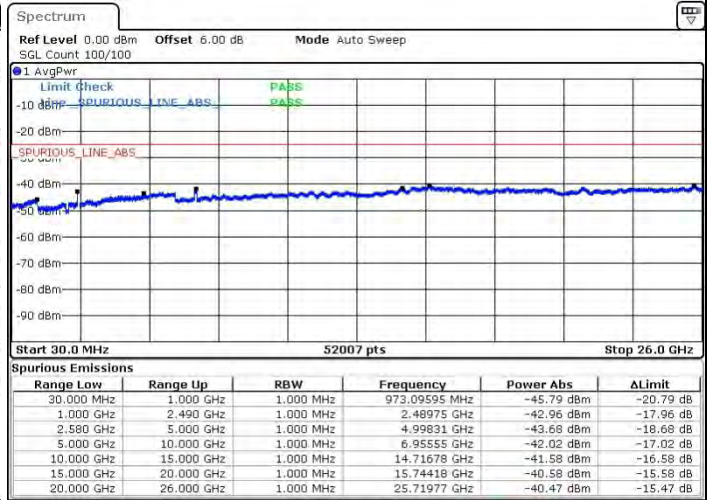
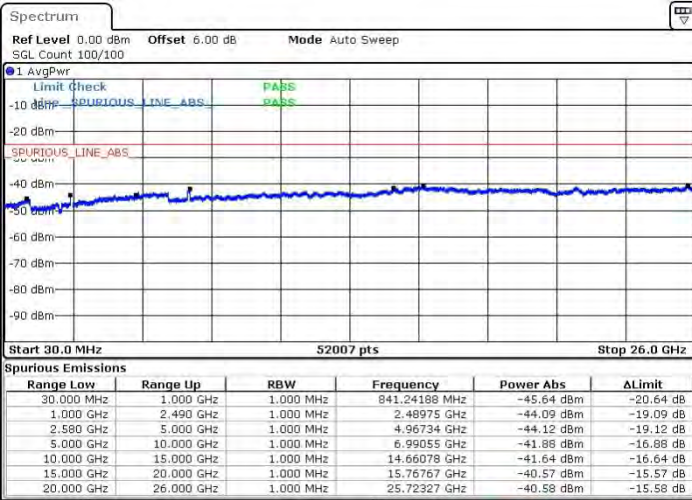
Date: 7.JUL.2015 13:34:42



LTE Band 7 / 20MHz

Middle Channel / QPSK

Middle Channel / 16QAM

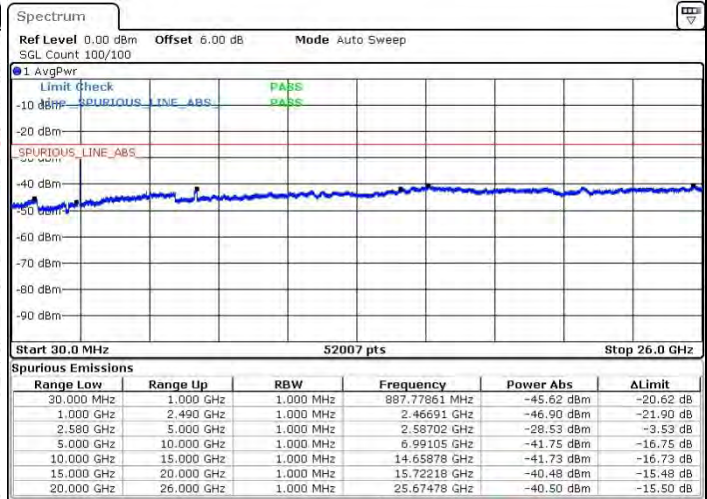
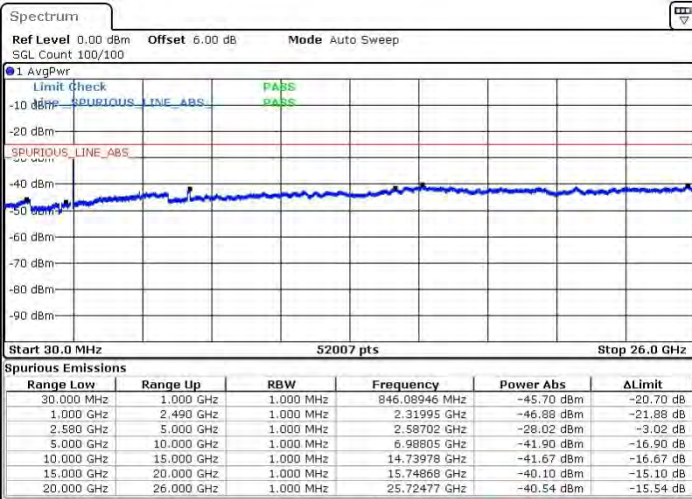


Date: 7.JUL.2015 13:35:52

Date: 7.JUL.2015 13:37:01

Highest Channel / QPSK

Highest Channel / 16QAM



Date: 7.JUL.2015 13:38:11

Date: 7.JUL.2015 13:41:03

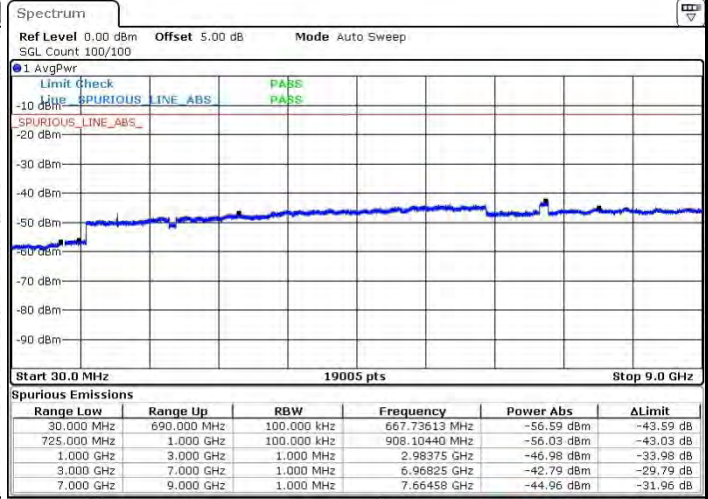




LTE Band 12 / 1.4MHz

Lowest Channel / QPSK

Lowest Channel / 16QAM

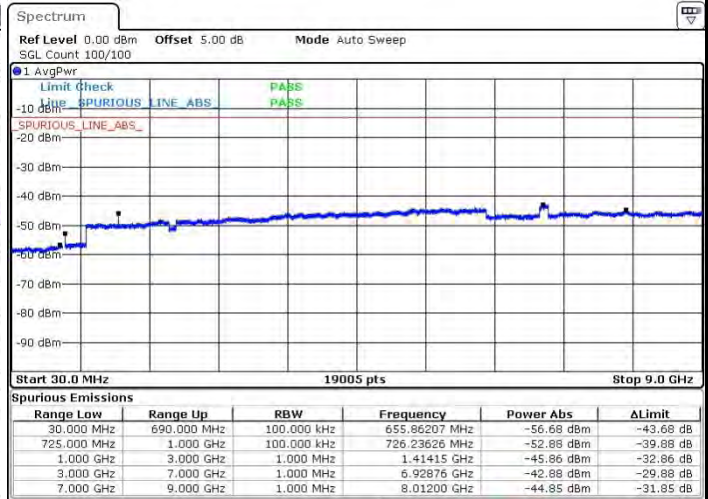


Date: 7.JUL.2015 00:20:08

Date: 7.JUL.2015 00:21:18

Middle Channel / QPSK

Middle Channel / 16QAM



Date: 7.JUL.2015 00:23:39

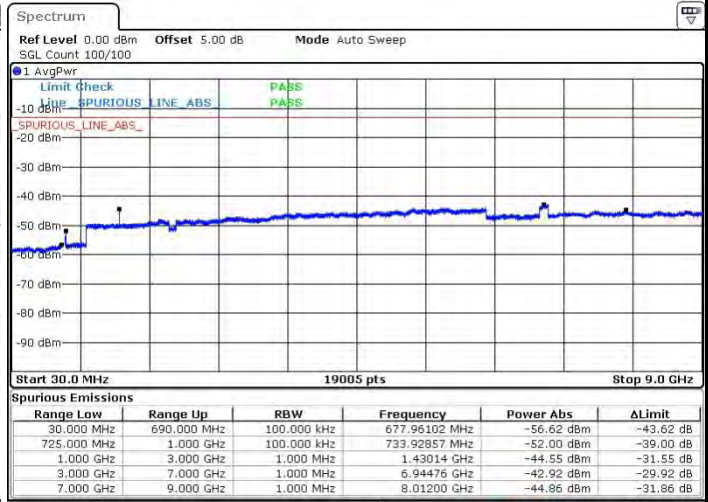
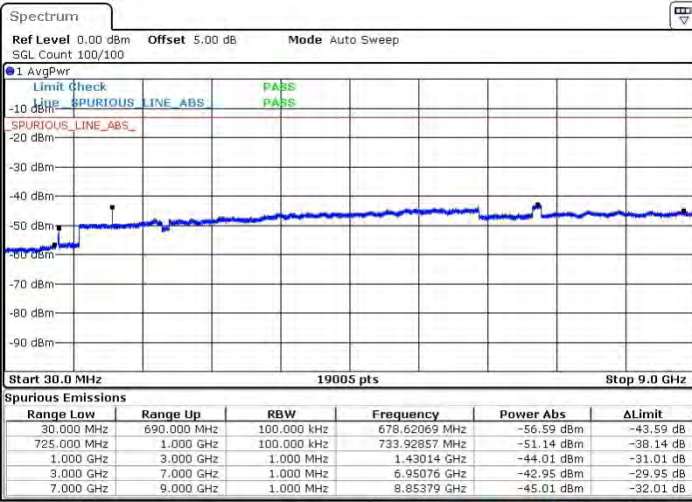
Date: 7.JUL.2015 00:22:28



LTE Band 12 / 1.4MHz

Highest Channel / QPSK

Highest Channel / 16QAM



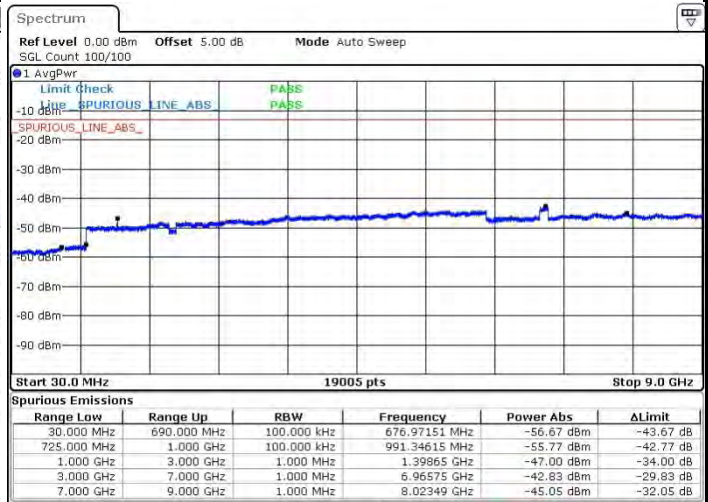
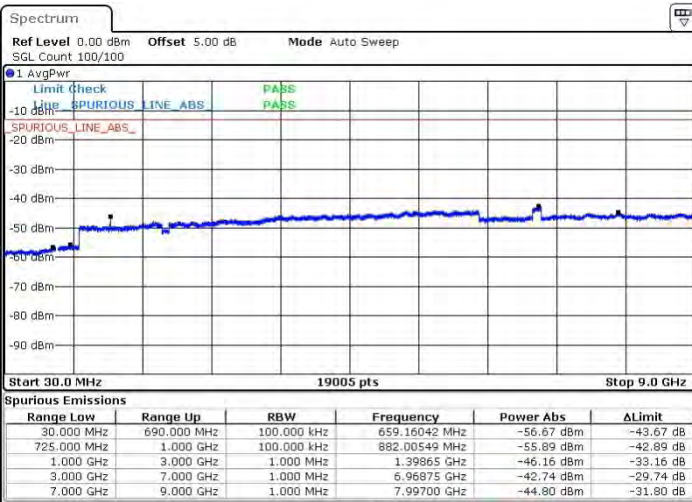
Date: 7.JUL.2015 00:24:49

Date: 7.JUL.2015 00:26:00

LTE Band 12 / 3MHz

Lowest Channel / QPSK

Lowest Channel / 16QAM



Date: 7.JUL.2015 00:29:30

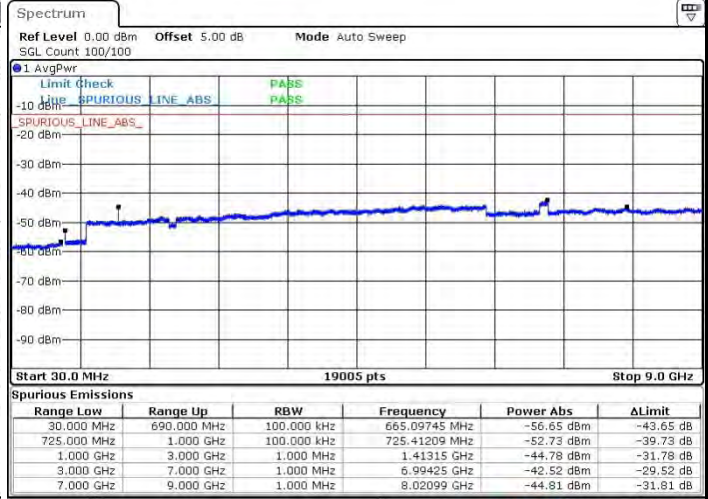
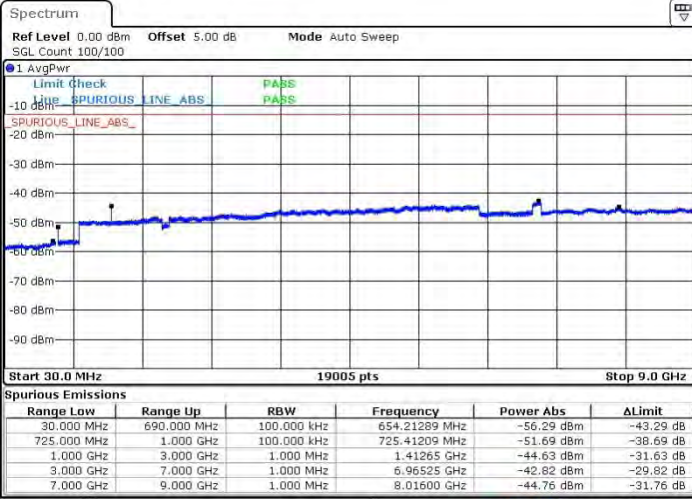
Date: 7.JUL.2015 00:30:41



LTE Band 12 / 3MHz

Middle Channel / QPSK

Middle Channel / 16QAM

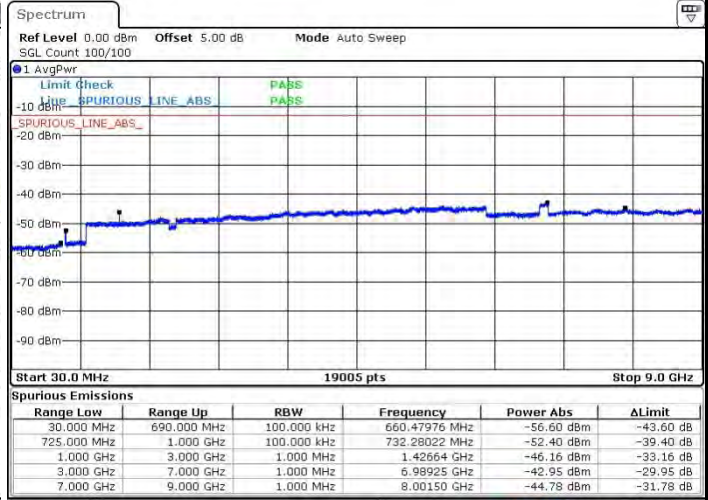
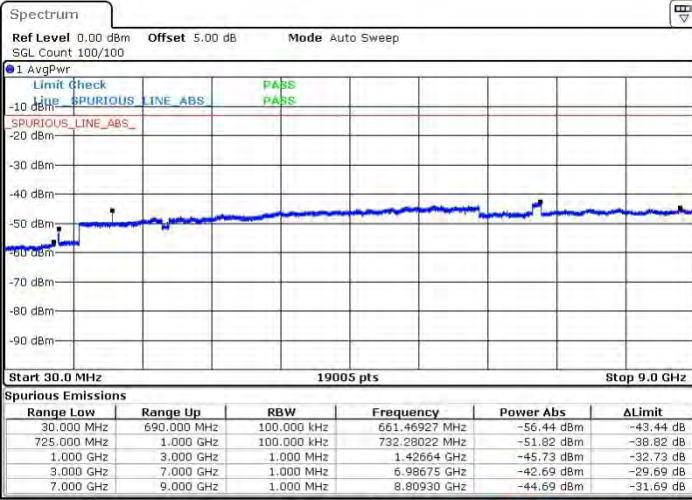


Date: 7.JUL.2015 00:33:02

Date: 7.JUL.2015 00:31:51

Highest Channel / QPSK

Highest Channel / 16QAM



Date: 7.JUL.2015 00:34:12

Date: 7.JUL.2015 00:35:22

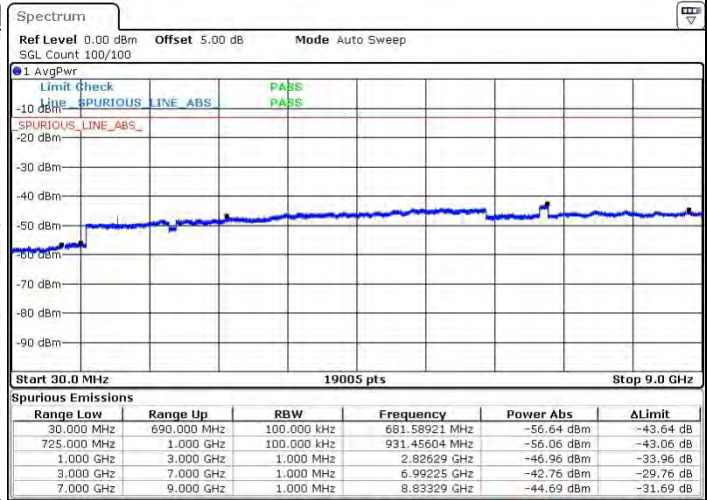




LTE Band 12 / 5MHz

Lowest Channel / QPSK

Lowest Channel / 16QAM

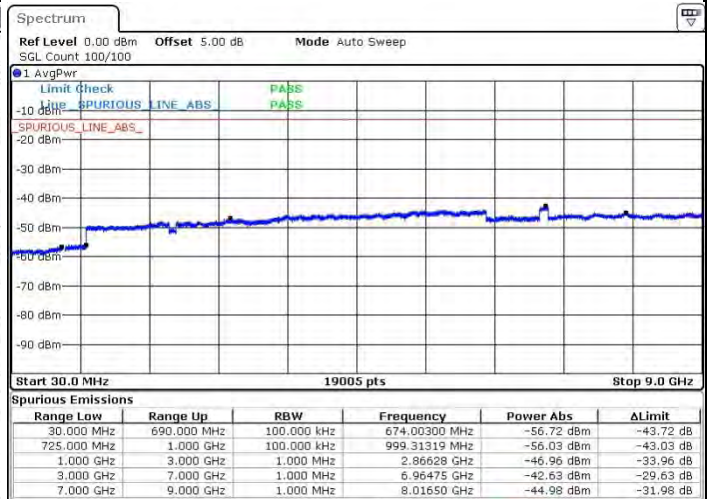
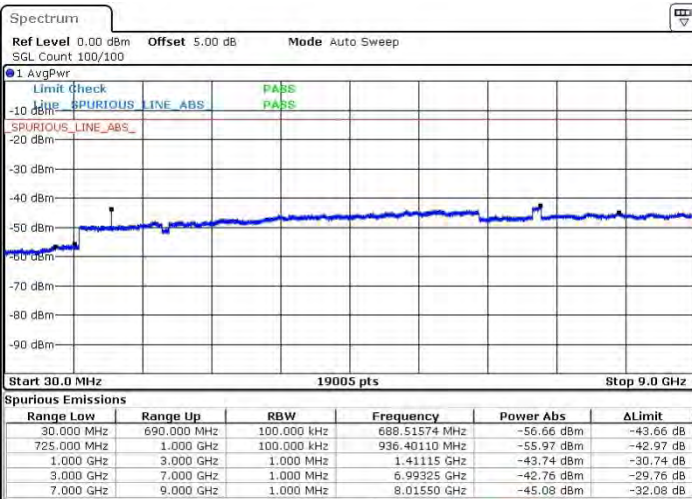


Date: 7.JUL.2015 00:40:03

Date: 7.JUL.2015 00:38:53

Middle Channel / QPSK

Middle Channel / 16QAM



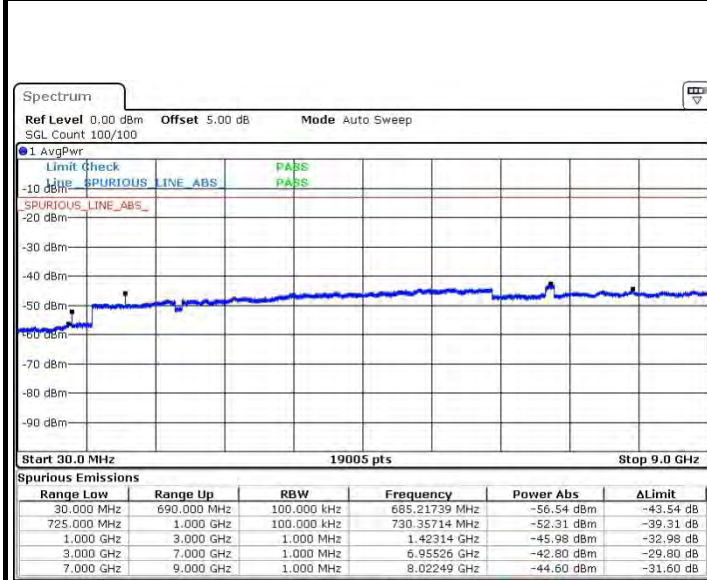
Date: 7.JUL.2015 00:41:14

Date: 7.JUL.2015 00:42:24



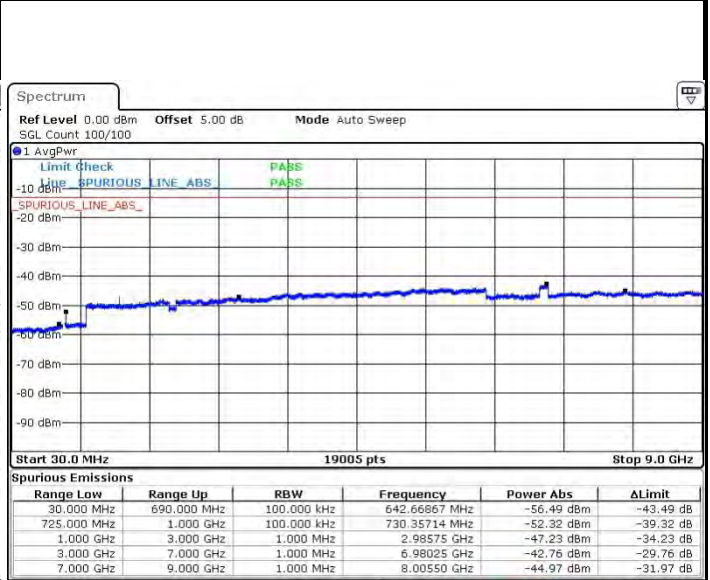
LTE Band 12 / 5MHz

Highest Channel / QPSK



Date: 7.JUL.2015 01:10:34

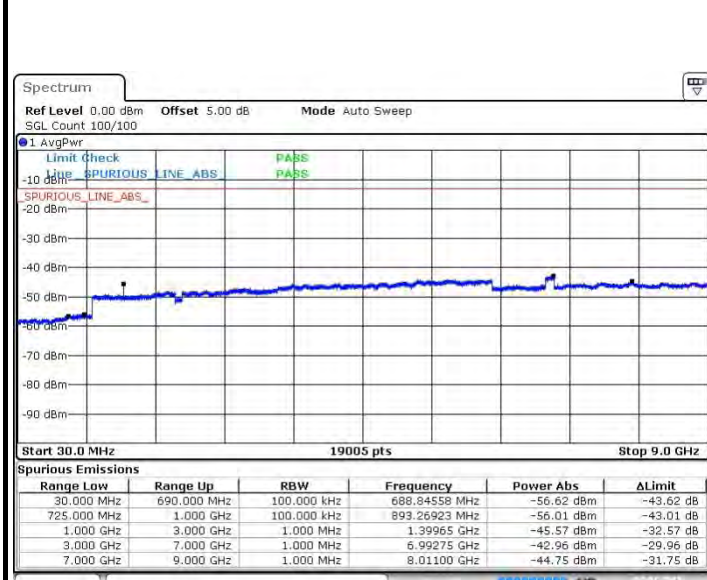
Highest Channel / 16QAM



Date: 7.JUL.2015 02:34:30

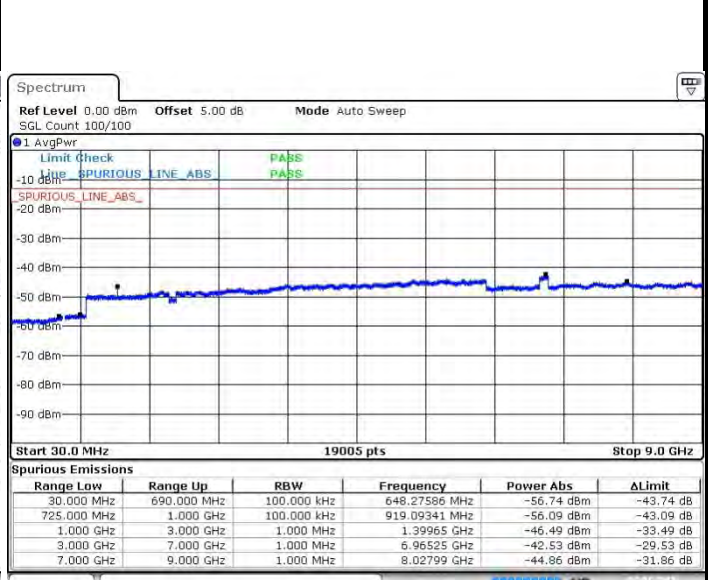
LTE Band 12 / 10MHz

Lowest Channel / QPSK



Date: 7.JUL.2015 01:14:05

Lowest Channel / 16QAM



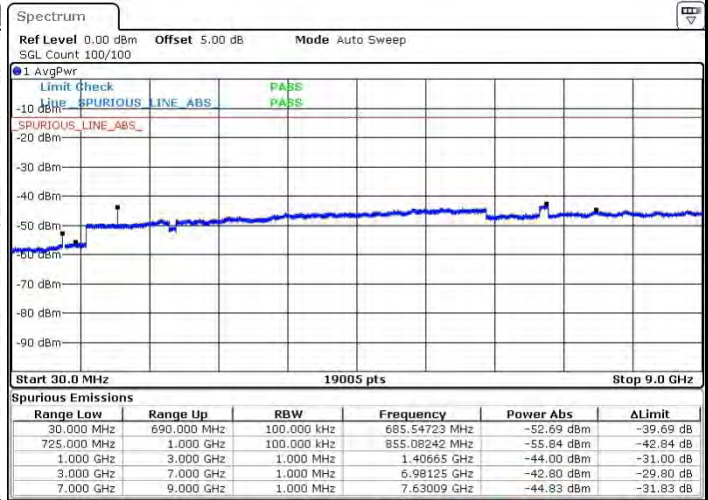
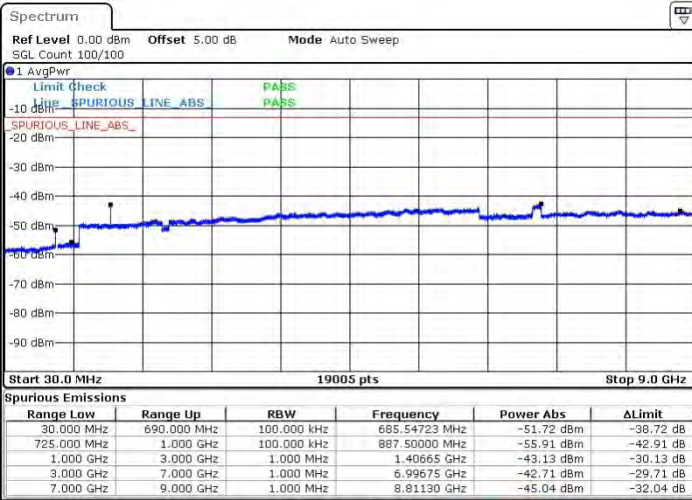
Date: 7.JUL.2015 01:15:15



LTE Band 12 / 10MHz

Middle Channel / QPSK

Middle Channel / 16QAM

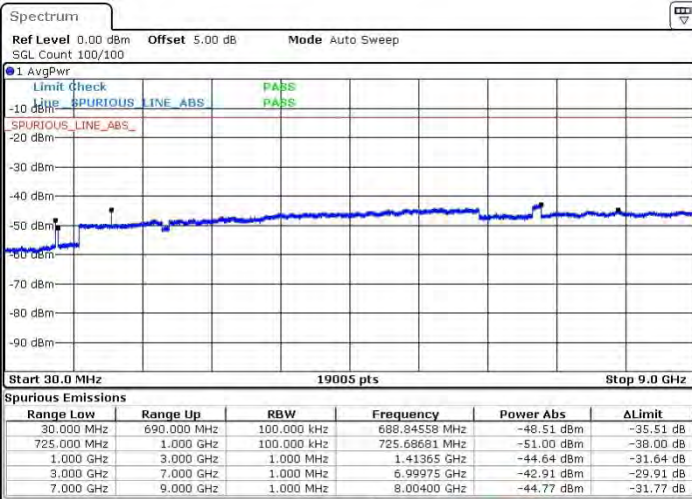


Date: 7.JUL.2015 01:17:36

Date: 7.JUL.2015 01:16:26

Highest Channel / QPSK

Highest Channel / 16QAM



Date: 7.JUL.2015 01:18:47

Date: 7.JUL.2015 01:19:57





### Frequency Stability

Test Conditions		LTE Band 2 (QPSK) / Middle Channel	Limit
Temperature (°C)	Voltage (Volt)	BW 10MHz	Note 2.
		Deviation (ppm)	Result
50	Normal Voltage	0.0282	PASS
40	Normal Voltage	0.0080	
30	Normal Voltage	0.0059	
20(Ref.)	Normal Voltage	0.0000	
10	Normal Voltage	0.0085	
0	Normal Voltage	0.0064	
-10	Normal Voltage	0.0176	
-20	Normal Voltage	0.0213	
-30	Normal Voltage	0.0069	
20	Maximum Voltage	0.0138	
20	Normal Voltage	0.0154	
20	Battery End Point	0.0032	

**Note:**

1. Normal Voltage = 3.80 V. ; Battery End Point (BEP) = 3.60 V. ; Maximum Voltage =4.35 V
2. The frequency fundamental emissions stay within the authorized frequency block based on the frequency deviation measured is small.



Test Conditions		LTE Band 4 (QPSK) / Middle Channel	Limit
Temperature (°C)	Voltage (Volt)	BW 10MHz	Note 2.
		Deviation (ppm)	Result
50	Normal Voltage	0.0061	PASS
40	Normal Voltage	0.0038	
30	Normal Voltage	0.0032	
20(Ref.)	Normal Voltage	0.0000	
10	Normal Voltage	0.0009	
0	Normal Voltage	0.0026	
-10	Normal Voltage	0.0002	
-20	Normal Voltage	0.0025	
-30	Normal Voltage	0.0014	
20	Maximum Voltage	0.0029	
20	Normal Voltage	0.0031	
20	Battery End Point	0.0031	

**Note:**

1. Normal Voltage = 3.80 V. ; Battery End Point (BEP) = 3.60 V. ; Maximum Voltage =4.35 V
2. The frequency fundamental emissions stay within the authorized frequency block based on the frequency deviation measured is small.



Test Conditions		LTE Band 7 (QPSK) / Middle Channel	Limit
Temperature (°C)	Voltage (Volt)	BW 10MHz	Note 2.
		Deviation (ppm)	Result
50	Normal Voltage	0.0197	PASS
40	Normal Voltage	0.0241	
30	Normal Voltage	0.0091	
20(Ref.)	Normal Voltage	0.0000	
10	Normal Voltage	0.0103	
0	Normal Voltage	0.0158	
-10	Normal Voltage	0.0130	
-20	Normal Voltage	0.0201	
-30	Normal Voltage	0.0028	
20	Maximum Voltage	0.0012	
20	Normal Voltage	0.0079	
20	Battery End Point	0.0091	

**Note:**

1. Normal Voltage = 3.80 V. ; Battery End Point (BEP) = 3.60 V. ; Maximum Voltage =4.35 V
2. The frequency fundamental emissions stay within the authorized frequency block based on the frequency deviation measured is small.





Test Conditions		LTE Band 12 (QPSK) / Middle Channel	Limit
Temperature (°C)	Voltage (Volt)	BW 10MHz	Note 2.
		Deviation (ppm)	Result
50	Normal Voltage	0.0085	PASS
40	Normal Voltage	0.0170	
30	Normal Voltage	0.0042	
20(Ref.)	Normal Voltage	0.0000	
10	Normal Voltage	0.0099	
0	Normal Voltage	0.0155	
-10	Normal Voltage	0.0028	
-20	Normal Voltage	0.0014	
-30	Normal Voltage	0.0085	
20	Maximum Voltage	0.0071	
20	Normal Voltage	0.0127	
20	Battery End Point	0.0113	

**Note:**

1. Normal Voltage = 3.80 V. ; Battery End Point (BEP) = 3.60 V. ; Maximum Voltage =4.35 V
2. The frequency fundamental emissions stay within the authorized frequency block based on the frequency deviation measured is small.



## Appendix B. Test Results of Radiated Test

### ERP/EIRP

LTE Band 2 / 1.4MHz (Average)							
Channel	Modulation	RB		Horizontal		Vertical	
		Size	Offset	EIRP(dBm)	EIRP(W)	EIRP(dBm)	EIRP(W)
Lowest	QPSK	3	0	23.77	0.2382	19.87	0.0971
Middle		3	0	24.47	0.2799	21.13	0.1297
Highest		1	0	23.18	0.2080	19.78	0.0951
Lowest	16QAM	1	2	23.62	0.2301	19.75	0.0944
Middle		1	2	24.03	0.2529	20.85	0.1216
Highest		1	2	22.65	0.1841	19.29	0.0849
Limit	EIRP < 2W			Result		PASS	

LTE Band 2 / 3MHz (Average)							
Channel	Modulation	RB		Horizontal		Vertical	
		Size	Offset	EIRP(dBm)	EIRP(W)	EIRP(dBm)	EIRP(W)
Lowest	QPSK	1	7	23.97	0.2495	20.07	0.1016
Middle		1	7	24.53	0.2838	21.25	0.1334
Highest		1	0	24.06	0.2547	20.56	0.1138
Lowest	16QAM	1	7	23.58	0.2280	19.71	0.0935
Middle		1	7	24.06	0.2547	20.80	0.1202
Highest		1	7	23.11	0.2046	19.49	0.0889
Limit	EIRP < 2W			Result		PASS	



LTE Band 2 / 5MHz (Average)							
Channel	Modulation	RB		Horizontal		Vertical	
		Size	Offset	EIRP(dBm)	EIRP(W)	EIRP(dBm)	EIRP(W)
Lowest	QPSK	1	12	23.68	0.2333	19.81	0.0957
Middle		1	12	24.19	0.2624	20.98	0.1253
Highest		1	0	24.60	0.2884	21.36	0.1368
Lowest	16QAM	1	12	23.19	0.2084	19.57	0.0906
Middle		1	12	23.76	0.2377	20.44	0.1107
Highest		1	12	23.23	0.2104	20.15	0.1035
Limit	EIRP < 2W			Result		PASS	





LTE Band 2 / 10MHz (Average)							
Channel	Modulation	RB		Horizontal		Vertical	
		Size	Offset	EIRP(dBm)	EIRP(W)	EIRP(dBm)	EIRP(W)
Lowest	QPSK	1	24	24.11	0.2576	20.19	0.1045
Middle		1	49	23.21	0.2094	20.08	0.1019
Highest		1	24	24.46	0.2793	21.25	0.1334
Lowest	16QAM	1	24	23.77	0.2382	19.81	0.0957
Middle		1	49	23.10	0.2042	19.81	0.0957
Highest		1	24	24.02	0.2523	20.78	0.1197
Limit	EIRP < 2W			Result		PASS	

LTE Band 2 / 15MHz (Average)							
Channel	Modulation	RB		Horizontal		Vertical	
		Size	Offset	EIRP(dBm)	EIRP(W)	EIRP(dBm)	EIRP(W)
Lowest	QPSK	1	37	24.59	0.2877	20.68	0.1169
Middle		1	74	23.53	0.2254	20.23	0.1054
Highest		1	37	24.67	0.2931	21.48	0.1406
Lowest	16QAM	1	74	24.66	0.2924	21.16	0.1306
Middle		1	74	23.19	0.2084	19.92	0.0982
Highest		1	74	22.47	0.1766	19.27	0.0845
Limit	EIRP < 2W			Result		PASS	

LTE Band 2 / 20MHz (Average)							
Channel	Modulation	RB		Horizontal		Vertical	
		Size	Offset	EIRP(dBm)	EIRP(W)	EIRP(dBm)	EIRP(W)
Lowest	QPSK	1	99	25.19	0.3304	21.57	0.1435
Middle		1	99	23.64	0.2312	20.28	0.1067
Highest		1	99	22.98	0.1986	19.58	0.0908
Lowest	16QAM	1	49	24.85	0.3055	21.03	0.1268
Middle		1	49	24.24	0.2655	20.84	0.1213
Highest		1	49	24.04	0.2535	20.73	0.1183
Limit	EIRP < 2W			Result		PASS	



LTE Band 4 / 1.4MHz (Average)							
Channel	Modulation	RB		Horizontal		Vertical	
		Size	Offset	EIRP(dBm)	EIRP(W)	EIRP(dBm)	EIRP(W)
Lowest	QPSK	3	0	21.36	0.1368	17.98	0.0628
Middle		3	0	20.83	0.1211	17.30	0.0537
Highest		1	0	23.82	0.2410	19.91	0.0979
Lowest	16QAM	1	2	20.80	0.1202	17.42	0.0552
Middle		1	2	20.85	0.1216	17.12	0.0515
Highest		1	0	22.90	0.1950	18.82	0.0762
Limit	EIRP < 1W			Result		PASS	

LTE Band 4 / 3MHz (Average)							
Channel	Modulation	RB		Horizontal		Vertical	
		Size	Offset	EIRP(dBm)	EIRP(W)	EIRP(dBm)	EIRP(W)
Lowest	QPSK	1	7	21.55	0.1429	18.18	0.0658
Middle		1	14	21.22	0.1324	17.61	0.0577
Highest		1	0	23.60	0.2291	19.78	0.0951
Lowest	16QAM	1	7	20.85	0.1216	17.41	0.0551
Middle		1	14	20.84	0.1213	17.35	0.0543
Highest		1	7	22.98	0.1986	18.92	0.0780
Limit	EIRP < 1W			Result		PASS	

LTE Band 4 / 5MHz (Average)							
Channel	Modulation	RB		Horizontal		Vertical	
		Size	Offset	EIRP(dBm)	EIRP(W)	EIRP(dBm)	EIRP(W)
Lowest	QPSK	1	12	21.64	0.1459	18.25	0.0668
Middle		1	0	21.33	0.1358	17.73	0.0593
Highest		1	0	23.39	0.2183	19.42	0.0875
Lowest	16QAM	1	0	20.61	0.1151	17.28	0.0535
Middle		1	24	20.81	0.1205	17.14	0.0518
Highest		1	0	22.53	0.1791	18.75	0.0750
Limit	EIRP < 1W			Result		PASS	



LTE Band 4/ 10MHz (Average)							
Channel	Modulation	RB		Horizontal		Vertical	
		Size	Offset	EIRP(dBm)	EIRP(W)	EIRP(dBm)	EIRP(W)
Lowest	QPSK	1	24	21.75	0.1496	18.48	0.0705
Middle		1	49	20.70	0.1175	17.08	0.0511
Highest		1	24	23.35	0.2163	19.37	0.0865
Lowest	16QAM	1	0	20.43	0.1104	17.08	0.0511
Middle		1	49	20.39	0.1094	16.57	0.0454
Highest		1	0	21.94	0.1563	18.06	0.0640
Limit	EIRP < 1W			Result		PASS	

LTE Band 4 / 15MHz (Average)							
Channel	Modulation	RB		Horizontal		Vertical	
		Size	Offset	EIRP(dBm)	EIRP(W)	EIRP(dBm)	EIRP(W)
Lowest	QPSK	1	37	22.05	0.1603	18.61	0.0726
Middle		1	74	21.10	0.1288	17.45	0.0556
Highest		1	0	21.42	0.1387	17.59	0.0574
Lowest	16QAM	1	0	20.88	0.1225	17.51	0.0564
Middle		1	74	20.87	0.1222	16.93	0.0493
Highest		1	0	20.92	0.1236	17.41	0.0551
Limit	EIRP < 1W			Result		PASS	

LTE Band 4 / 20MHz (Average)							
Channel	Modulation	RB		Horizontal		Vertical	
		Size	Offset	EIRP(dBm)	EIRP(W)	EIRP(dBm)	EIRP(W)
Lowest	QPSK	1	0	21.51	0.1416	17.97	0.0627
Middle		1	0	22.25	0.1679	18.60	0.0724
Highest		1	0	21.15	0.1303	17.97	0.0627
Lowest	16QAM	1	0	20.95	0.1245	17.46	0.0557
Middle		1	0	21.78	0.1507	18.19	0.0659
Highest		1	0	20.77	0.1194	17.13	0.0516
Limit	EIRP < 1W			Result		PASS	





LTE Band 7 / 5MHz (Average)							
Channel	Modulation	RB		Horizontal		Vertical	
		Size	Offset	EIRP(dBm)	EIRP(W)	EIRP(dBm)	EIRP(W)
Lowest	QPSK	1	24	22.42	0.1746	23.00	0.1995
Middle		1	24	20.31	0.1074	19.78	0.0951
Highest		1	24	21.46	0.1400	20.21	0.1050
Lowest	16QAM	1	24	21.90	0.1549	22.65	0.1841
Middle		1	24	19.91	0.0979	19.67	0.0927
Highest		1	24	21.37	0.1371	20.23	0.1054
Limit	EIRP < 2W			Result		PASS	

LTE Band 7 / 10MHz (Average)							
Channel	Modulation	RB		Horizontal		Vertical	
		Size	Offset	EIRP(dBm)	EIRP(W)	EIRP(dBm)	EIRP(W)
Lowest	QPSK	1	49	22.94	0.1968	23.09	0.2037
Middle		1	49	21.20	0.1318	20.62	0.1153
Highest		1	49	22.10	0.1622	20.91	0.1233
Lowest	16QAM	1	49	22.13	0.1633	22.46	0.1762
Middle		1	49	20.75	0.1189	20.09	0.1021
Highest		1	49	21.44	0.1393	20.11	0.1026
Limit	EIRP < 2W			Result		PASS	



LTE Band 7 / 15MHz (Average)							
Channel	Modulation	RB		Horizontal		Vertical	
		Size	Offset	EIRP(dBm)	EIRP(W)	EIRP(dBm)	EIRP(W)
Lowest	QPSK	1	74	22.51	0.1782	22.90	0.1950
Middle		1	74	22.35	0.1718	21.46	0.1400
Highest		1	0	20.34	0.1081	19.77	0.0948
Lowest	16QAM	1	74	21.96	0.1570	22.29	0.1694
Middle		1	74	21.56	0.1432	20.71	0.1178
Highest		1	0	20.30	0.1072	19.33	0.0857
Limit	EIRP < 2W			Result		PASS	

LTE Band 7 / 20MHz (Average)							
Channel	Modulation	RB		Horizontal		Vertical	
		Size	Offset	EIRP(dBm)	EIRP(W)	EIRP(dBm)	EIRP(W)
Lowest	QPSK	1	49	22.44	0.1754	22.23	0.1671
Middle		1	49	22.18	0.1652	21.22	0.1324
Highest		1	49	22.37	0.1726	21.43	0.1390
Lowest	16QAM	1	99	21.83	0.1524	21.36	0.1368
Middle		1	99	20.97	0.1250	20.47	0.1114
Highest		1	0	21.61	0.1449	20.50	0.1122
Limit	EIRP < 2W			Result		PASS	



LTE Band 12 / 1.4MHz (Average)							
Channel	Modulation	RB		Horizontal		Vertical	
		Size	Offset	ERP(dBm)	ERP(W)	ERP(dBm)	ERP(W)
Lowest	QPSK	1	5	17.56	0.0570	4.39	0.0027
Middle		3	0	16.80	0.0479	3.69	0.0023
Highest		1	5	15.81	0.0381	3.82	0.0024
Lowest	16QAM	1	5	17.13	0.0516	3.95	0.0025
Middle		1	2	16.72	0.0470	3.67	0.0023
Highest		1	5	15.45	0.0351	3.22	0.0021
Limit	ERP < 3W			Result		PASS	

LTE Band 12 / 3MHz (Average)							
Channel	Modulation	RB		Horizontal		Vertical	
		Size	Offset	ERP(dBm)	ERP(W)	ERP(dBm)	ERP(W)
Lowest	QPSK	1	14	17.44	0.0555	4.48	0.0028
Middle		1	0	16.90	0.0490	3.78	0.0024
Highest		1	14	15.58	0.0361	3.59	0.0023
Lowest	16QAM	1	7	16.92	0.0492	4.02	0.0025
Middle		1	0	16.55	0.0452	3.70	0.0023
Highest		1	14	15.75	0.0376	3.43	0.0022
Limit	ERP < 3W			Result		PASS	





LTE Band 12 / 5MHz (Average)							
Channel	Modulation	RB		Horizontal		Vertical	
		Size	Offset	ERP(dBm)	ERP(W)	ERP(dBm)	ERP(W)
Lowest	QPSK	1	24	16.73	0.0471	4.06	0.0025
Middle		1	0	16.84	0.0483	4.10	0.0026
Highest		1	24	15.57	0.0361	3.49	0.0022
Lowest	16QAM	1	24	16.62	0.0459	3.93	0.0025
Middle		1	0	16.42	0.0439	3.57	0.0023
Highest		1	24	15.16	0.0328	3.32	0.0021
Limit	ERP < 3W			Result		PASS	

LTE Band 12 / 10MHz (Average)							
Channel	Modulation	RB		Horizontal		Vertical	
		Size	Offset	ERP(dBm)	ERP(W)	ERP(dBm)	ERP(W)
Lowest	QPSK	1	0	17.61	0.0577	4.15	0.0026
Middle		1	0	17.22	0.0527	4.40	0.0028
Highest		1	0	16.92	0.0492	3.80	0.0024
Lowest	16QAM	1	0	17.07	0.0509	3.77	0.0024
Middle		1	0	17.00	0.0501	3.90	0.0025
Highest		1	0	16.70	0.0468	3.65	0.0023
Limit	ERP < 3W			Result		PASS	



### Radiated Spurious Emission

LTE Band 2 / 1.4MHz / QPSK / RB Size 1 Offset 0									
Channel	Frequency ( MHz )	EIRP ( dBm )	Limit ( dBm )	Over Limit ( dB )	SPA Reading (dBm)	S.G. Power ( dBm )	TX Cable loss ( dB )	TX Antenna Gain (dBi)	Polarization (H/V)
Lowest	3702	-52.71	-13	-39.71	-66.91	-57.31	3	7.60	H
	5553	-42.14	-13	-29.14	-55.93	-48.40	3.84	10.10	H
	7401	-41.89	-13	-28.89	-61.67	-49.39	4.43	11.93	H
	3702	-53.10	-13	-40.10	-65.59	-57.70	3	7.60	V
	5553	-47.05	-13	-34.05	-59.46	-53.31	3.84	10.10	V
	7401	-43.27	-13	-30.27	-61.06	-50.77	4.43	11.93	V
Middle	3759	-51.95	-13	-38.95	-66.15	-56.55	3	7.60	H
	5640	-43.77	-13	-30.77	-57.56	-50.03	3.84	10.10	H
	7518	-42.11	-13	-29.11	-61.89	-49.61	4.43	11.93	H
	3759	-53.94	-13	-40.94	-66.43	-58.54	3	7.60	V
	5640	-47.47	-13	-34.47	-59.88	-53.73	3.84	10.10	V
	7518	-45.09	-13	-32.09	-62.88	-52.59	4.43	11.93	V
Highest	3819	-52.94	-13	-39.94	-67.14	-57.54	3	7.60	H
	5727	-41.55	-13	-28.55	-55.63	-47.81	3.84	10.10	H
	7635	-43.07	-13	-30.07	-62.85	-50.57	4.43	11.93	H
	3819	-54.56	-13	-41.56	-67.05	-59.16	3	7.60	V
	5727	-47.48	-13	-34.48	-59.89	-53.74	3.84	10.10	V
	7635	-45.48	-13	-32.48	-63.27	-52.98	4.43	11.93	V

Remark: Spurious emissions within 30-1000MHz were found more than 20dB below limit line.



LTE Band 2 / 3MHz / QPSK / RB Size 1 Offset 0									
Channel	Frequency ( MHz )	EIRP ( dBm )	Limit ( dBm )	Over Limit ( dB )	SPA Reading (dBm)	S.G. Power ( dBm )	TX Cable loss ( dB )	TX Antenna Gain (dBi)	Polarization (H/V)
Lowest	3699	-51.82	-13	-38.82	-66.02	-56.42	3	7.60	H
	5553	-41.86	-13	-28.86	-55.74	-48.12	3.84	10.10	H
	7401	-41.59	-13	-28.59	-61.37	-49.09	4.43	11.93	H
	3699	-54.29	-13	-41.29	-66.78	-58.89	3	7.60	V
	5553	-46.50	-13	-33.50	-58.91	-52.76	3.84	10.10	V
	7401	-44.11	-13	-31.11	-61.9	-51.61	4.43	11.93	V
Middle	3759	-49.75	-13	-36.75	-63.95	-54.35	3	7.60	H
	5637	-42.97	-13	-29.97	-56.76	-49.23	3.84	10.10	H
	7515	-41.14	-13	-28.14	-60.92	-48.64	4.43	11.93	H
	3756	-53.55	-13	-40.55	-66.04	-58.15	3	7.60	V
	5637	-47.80	-13	-34.80	-60.21	-54.06	3.84	10.10	V
	7515	-44.10	-13	-31.10	-61.89	-51.60	4.43	11.93	V
Highest	3814	-52.86	-13	-39.86	-67.06	-57.46	3	7.60	H
	5724	-39.28	-13	-26.28	-54.53	-45.54	3.84	10.10	H
	7629	-42.91	-13	-29.91	-62.69	-50.41	4.43	11.93	H
	3814	-53.03	-13	-40.03	-65.52	-57.63	3	7.60	V
	5724	-46.94	-13	-33.94	-59.35	-53.20	3.84	10.10	V
	7629	-44.38	-13	-31.38	-62.17	-51.88	4.43	11.93	V

Remark: Spurious emissions within 30-1000MHz were found more than 20dB below limit line.





LTE Band 2 / 5MHz / QPSK / RB Size 1 Offset 0									
Channel	Frequency ( MHz )	EIRP ( dBm )	Limit ( dBm )	Over Limit ( dB )	SPA Reading (dBm)	S.G. Power ( dBm )	TX Cable loss ( dB )	TX Antenna Gain (dBi)	Polarization (H/V)
Lowest	3702	-52.95	-13	-39.95	-67.15	-57.55	3	7.60	H
	5552	-42.88	-13	-29.88	-56.67	-49.14	3.84	10.10	H
	7401	-40.90	-13	-27.90	-60.68	-48.40	4.43	11.93	H
	3702	-55.03	-13	-42.03	-67.52	-59.63	3	7.60	V
	5552	-47.32	-13	-34.32	-59.73	-53.58	3.84	10.10	V
	7401	-43.40	-13	-30.40	-61.19	-50.90	4.43	11.93	V
Middle	3756	-52.57	-13	-39.57	-66.77	-57.17	3	7.60	H
	5634	-43.23	-13	-30.23	-57.02	-49.49	3.84	10.10	H
	7512	-42.50	-13	-29.50	-62.28	-50.00	4.43	11.93	H
	3756	-53.71	-13	-40.71	-66.2	-58.31	3	7.60	V
	5634	-48.04	-13	-35.04	-60.45	-54.30	3.84	10.10	V
	7512	-44.09	-13	-31.09	-61.88	-51.59	4.43	11.93	V
Highest	3810	-51.41	-13	-38.41	-65.61	-56.01	3	7.60	H
	5718	-41.94	-13	-28.94	-55.77	-48.20	3.84	10.10	H
	7623	-42.84	-13	-29.84	-62.62	-50.34	4.43	11.93	H
	3810	-53.77	-13	-40.77	-66.26	-58.37	3	7.60	V
	5718	-46.86	-13	-33.86	-59.27	-53.12	3.84	10.10	V
	7623	-44.67	-13	-31.67	-62.46	-52.17	4.43	11.93	V

Remark: Spurious emissions within 30-1000MHz were found more than 20dB below limit line.



LTE Band 2 / 10MHz / QPSK / RB Size 1 Offset 0									
Channel	Frequency ( MHz )	EIRP ( dBm )	Limit ( dBm )	Over Limit ( dB )	SPA Reading (dBm)	S.G. Power ( dBm )	TX Cable loss ( dB )	TX Antenna Gain (dBi)	Polarization (H/V)
Lowest	3702	-51.97	-13	-38.97	-66.17	-56.57	3	7.60	H
	5552	-44.67	-13	-31.67	-58.46	-50.93	3.84	10.10	H
	7404	-41.47	-13	-28.47	-61.25	-48.97	4.43	11.93	H
	3702	-53.71	-13	-40.71	-66.2	-58.31	3	7.60	V
	5553	-46.85	-13	-33.85	-59.26	-53.11	3.84	10.10	V
	7404	-42.90	-13	-29.90	-60.69	-50.40	4.43	11.93	V
Middle	3750	-50.46	-13	-37.46	-64.66	-55.06	3	7.60	H
	5628	-37.30	-13	-24.30	-53.79	-43.56	3.84	10.10	H
	7503	-42.12	-13	-29.12	-61.90	-49.62	4.43	11.93	H
	3750	-52.06	-13	-39.06	-64.55	-56.66	3	7.60	V
	5628	-45.51	-13	-32.51	-57.92	-51.77	3.84	10.10	V
	7503	-44.74	-13	-31.74	-62.53	-52.24	4.43	11.93	V
Highest	3801	-52.88	-13	-39.88	-67.08	-57.48	3	7.60	H
	5703	-36.28	-13	-23.28	-53.17	-42.54	3.84	10.10	H
	7602	-41.80	-13	-28.80	-61.58	-49.30	4.43	11.93	H
	3801	-53.92	-13	-40.92	-66.41	-58.52	3	7.60	V
	5703	-39.23	-13	-26.23	-54.76	-45.49	3.84	10.10	V
	7602	-44.85	-13	-31.85	-62.64	-52.35	4.43	11.93	V

Remark: Spurious emissions within 30-1000MHz were found more than 20dB below limit line.



LTE Band 2 / 15MHz / QPSK / RB Size 1 Offset 0									
Channel	Frequency ( MHz )	EIRP ( dBm )	Limit ( dBm )	Over Limit ( dB )	SPA Reading (dBm)	S.G. Power ( dBm )	TX Cable loss ( dB )	TX Antenna Gain (dBi)	Polarization (H/V)
Lowest	3702	-52.47	-13	-39.47	-66.67	-57.07	3	7.60	H
	5553	-45.22	-13	-32.22	-59.01	-51.48	3.84	10.10	H
	7404	-40.32	-13	-27.32	-60.10	-47.82	4.43	11.93	H
	3702	-54.07	-13	-41.07	-66.56	-58.67	3	7.60	V
	5554	-47.43	-13	-34.43	-59.84	-53.69	3.84	10.10	V
	7404	-43.31	-13	-30.31	-61.1	-50.81	4.43	11.93	V
Middle	3747	-51.46	-13	-38.46	-65.66	-56.06	3	7.60	H
	5622	-43.00	-13	-30.00	-56.79	-49.26	3.84	10.10	H
	7494	-42.36	-13	-29.36	-62.14	-49.86	4.43	11.93	H
	3747	-52.97	-13	-39.97	-65.46	-57.57	3	7.60	V
	5622	-46.77	-13	-33.77	-59.18	-53.03	3.84	10.10	V
	7494	-43.71	-13	-30.71	-61.5	-51.21	4.43	11.93	V
Highest	3792	-52.06	-13	-39.06	-66.26	-56.66	3	7.60	H
	5688	-31.30	-13	-18.30	-49.56	-37.56	3.84	10.10	H
	7584	-41.78	-13	-28.78	-61.56	-49.28	4.43	11.93	H
	3792	-54.24	-13	-41.24	-66.73	-58.84	3	7.60	V
	5688	-45.13	-13	-32.13	-57.54	-51.39	3.84	10.10	V
	7584	-43.54	-13	-30.54	-61.33	-51.04	4.43	11.93	V

Remark: Spurious emissions within 30-1000MHz were found more than 20dB below limit line.





LTE Band 2 / 20MHz / QPSK / RB Size 1 Offset 0									
Channel	Frequency ( MHz )	EIRP ( dBm )	Limit ( dBm )	Over Limit ( dB )	SPA Reading (dBm)	S.G. Power ( dBm )	TX Cable loss ( dB )	TX Antenna Gain (dBi)	Polarization (H/V)
Lowest	3702	-51.83	-13	-38.83	-66.03	-56.43	3	7.60	H
	5553	-44.70	-13	-31.70	-58.49	-50.96	3.84	10.10	H
	7404	-41.41	-13	-28.41	-61.19	-48.91	4.43	11.93	H
	3702	-54.65	-13	-41.65	-67.14	-59.25	3	7.60	V
	5554	-48.27	-13	-35.27	-60.68	-54.53	3.84	10.10	V
	7404	-44.70	-13	-31.70	-62.49	-52.20	4.43	11.93	V
Middle	3741	-50.73	-13	-37.73	-64.93	-55.33	3	7.60	H
	5616	-33.95	-13	-20.95	-51.81	-40.21	3.84	10.10	H
	7485	-41.51	-13	-28.51	-61.29	-49.01	4.43	11.93	H
	3741	-53.25	-13	-40.25	-65.74	-57.85	3	7.60	V
	5616	-45.45	-13	-32.45	-57.86	-51.71	3.84	10.10	V
	7485	-43.28	-13	-30.28	-61.07	-50.78	4.43	11.93	V
Highest	3783	-51.09	-13	-38.09	-65.29	-55.69	3	7.60	H
	5676	-33.71	-13	-20.71	-51.60	-39.97	3.84	10.10	H
	7566	-42.50	-13	-29.50	-62.28	-50.00	4.43	11.93	H
	3783	-53.47	-13	-40.47	-65.96	-58.07	3	7.60	V
	5676	-44.90	-13	-31.90	-57.31	-51.16	3.84	10.10	V
	7566	-43.85	-13	-30.85	-61.64	-51.35	4.43	11.93	V

Remark: Spurious emissions within 30-1000MHz were found more than 20dB below limit line.



LTE Band 4 / 1.4MHz / QPSK / RB Size 1 Offset 0									
Channel	Frequency ( MHz )	EIRP ( dBm )	Limit ( dBm )	Over Limit ( dB )	SPA Reading (dBm)	S.G. Power ( dBm )	TX Cable loss ( dB )	TX Antenna Gain (dBi)	Polarization (H/V)
Lowest	3420	-50.88	-13	-37.88	-65.01	-55.25	3.12	7.49	H
	5131	-46.93	-13	-33.93	-60.08	-52.73	3.65	9.45	H
	6840	-44.53	-13	-31.53	-61.39	-51.73	4.15	11.35	H
	3420	-53.14	-13	-40.14	-65.96	-57.51	3.12	7.49	V
	5131	-46.94	-13	-33.94	-60.95	-52.74	3.65	9.45	V
	6840	-45.94	-13	-32.94	-61.19	-53.14	4.15	11.35	V
Middle	3465	-51.94	-13	-38.94	-66.07	-56.31	3.12	7.49	H
	5196	-46.97	-13	-33.97	-60.12	-52.77	3.65	9.45	H
	6930	-44.18	-13	-31.18	-61.04	-51.38	4.15	11.35	H
	3465	-53.05	-13	-40.05	-65.87	-57.42	3.12	7.49	V
	5196	-47.21	-13	-34.21	-61.22	-53.01	3.65	9.45	V
	6930	-45.53	-13	-32.53	-60.78	-52.73	4.15	11.35	V
Highest	3507	-52.42	-13	-39.42	-66.55	-56.79	3.12	7.49	H
	5262	-44.18	-13	-31.18	-57.33	-49.98	3.65	9.45	H
	7017	-44.53	-13	-31.53	-61.39	-51.73	4.15	11.35	H
	3507	-52.97	-13	-39.97	-65.79	-57.34	3.12	7.49	V
	5262	-45.54	-13	-32.54	-59.55	-51.34	3.65	9.45	V
	7017	-46.78	-13	-33.78	-62.03	-53.98	4.15	11.35	V

Remark: Spurious emissions within 30-1000MHz were found more than 20dB below limit line.



LTE Band 4 / 3MHz / QPSK / RB Size 1 Offset 0									
Channel	Frequency ( MHz )	EIRP ( dBm )	Limit ( dBm )	Over Limit ( dB )	SPA Reading (dBm)	S.G. Power ( dBm )	TX Cable loss ( dB )	TX Antenna Gain (dBi)	Polarization (H/V)
Lowest	3420	-52.51	-13	-39.51	-66.64	-56.88	3.12	7.49	H
	5133	-45.71	-13	-32.71	-58.86	-51.51	3.65	9.45	H
	6840	-44.40	-13	-31.40	-61.26	-51.60	4.15	11.35	H
	3420	-53.30	-13	-40.30	-66.12	-57.67	3.12	7.49	V
	5131	-48.32	-13	-35.32	-62.33	-54.12	3.65	9.45	V
	6840	-45.06	-13	-32.06	-60.31	-52.26	4.15	11.35	V
Middle	3462	-51.76	-13	-38.76	-65.89	-56.13	3.12	7.49	H
	5196	-44.75	-13	-31.75	-57.90	-50.55	3.65	9.45	H
	6924	-44.83	-13	-31.83	-61.69	-52.03	4.15	11.35	H
	3462	-53.07	-13	-40.07	-65.89	-57.44	3.12	7.49	V
	5193	-46.07	-13	-33.07	-60.08	-51.87	3.65	9.45	V
	6924	-45.99	-13	-32.99	-61.24	-53.19	4.15	11.35	V
Highest	3504	-52.13	-13	-39.13	-66.26	-56.50	3.12	7.49	H
	5259	-43.01	-13	-30.01	-56.16	-48.81	3.65	9.45	H
	7008	-45.57	-13	-32.57	-62.43	-52.77	4.15	11.35	H
	3504	-54.97	-13	-41.97	-67.79	-59.34	3.12	7.49	V
	5259	-45.75	-13	-32.75	-59.76	-51.55	3.65	9.45	V
	7008	-46.78	-13	-33.78	-62.03	-53.98	4.15	11.35	V

Remark: Spurious emissions within 30-1000MHz were found more than 20dB below limit line.





LTE Band 4 / 5MHz / QPSK / RB Size 1 Offset 0									
Channel	Frequency ( MHz )	EIRP ( dBm )	Limit ( dBm )	Over Limit ( dB )	SPA Reading (dBm)	S.G. Power ( dBm )	TX Cable loss ( dB )	TX Antenna Gain (dBi)	Polarization (H/V)
Lowest	3420	-50.92	-13	-37.92	-65.05	-55.29	3.12	7.49	H
	5130	-44.39	-13	-31.39	-57.54	-50.19	3.65	9.45	H
	6843	-44.09	-13	-31.09	-60.95	-51.29	4.15	11.35	H
	3420	-52.44	-13	-39.44	-65.26	-56.81	3.12	7.49	V
	5131	-47.37	-13	-34.37	-61.38	-53.17	3.65	9.45	V
	6843	-45.56	-13	-32.56	-60.81	-52.76	4.15	11.35	V
Middle	3462	-52.19	-13	-39.19	-66.32	-56.56	3.12	7.49	H
	5192	-47.13	-13	-34.13	-60.28	-52.93	3.65	9.45	H
	6921	-43.47	-13	-30.47	-60.33	-50.67	4.15	11.35	H
	3462	-54.28	-13	-41.28	-67.1	-58.65	3.12	7.49	V
	5192	-46.89	-13	-33.89	-60.9	-52.69	3.65	9.45	V
	6921	-45.69	-13	-32.69	-60.94	-52.89	4.15	11.35	V
Highest	3501	-53.10	-13	-40.10	-67.23	-57.47	3.12	7.49	H
	5253	-42.94	-13	-29.94	-56.11	-48.74	3.65	9.45	H
	7002	-45.11	-13	-32.11	-61.97	-52.31	4.15	11.35	H
	3501	-54.36	-13	-41.36	-67.18	-58.73	3.12	7.49	V
	5253	-44.71	-13	-31.71	-58.72	-50.51	3.65	9.45	V
	7002	-47.09	-13	-34.09	-62.34	-54.29	4.15	11.35	V

Remark: Spurious emissions within 30-1000MHz were found more than 20dB below limit line.



LTE Band 4 / 10MHz / QPSK / RB Size 1 Offset 0									
Channel	Frequency ( MHz )	EIRP ( dBm )	Limit ( dBm )	Over Limit ( dB )	SPA Reading (dBm)	S.G. Power ( dBm )	TX Cable loss ( dB )	TX Antenna Gain (dBi)	Polarization (H/V)
Lowest	3420	-51.74	-13	-38.74	-65.87	-56.11	3.12	7.49	H
	5132	-46.38	-13	-33.38	-59.53	-52.18	3.65	9.45	H
	6843	-44.27	-13	-31.27	-61.13	-51.47	4.15	11.35	H
	3420	-52.75	-13	-39.75	-65.57	-57.12	3.12	7.49	V
	5132	-45.64	-13	-32.64	-59.65	-51.44	3.65	9.45	V
	6843	-45.09	-13	-32.09	-60.34	-52.29	4.15	11.35	V
Middle	3456	-50.93	-13	-37.93	-65.06	-55.30	3.12	7.49	H
	5184	-44.97	-13	-31.97	-58.12	-50.77	3.65	9.45	H
	6912	-45.04	-13	-32.04	-61.90	-52.24	4.15	11.35	H
	3456	-52.76	-13	-39.76	-65.58	-57.13	3.12	7.49	V
	5184	-44.31	-13	-31.31	-58.32	-50.11	3.65	9.45	V
	6912	-46.91	-13	-33.91	-62.16	-54.11	4.15	11.35	V
Highest	3492	-52.82	-13	-39.82	-66.95	-57.19	3.12	7.49	H
	5237	-44.28	-13	-31.28	-57.43	-50.08	3.65	9.45	H
	6984	-44.83	-13	-31.83	-61.69	-52.03	4.15	11.35	H
	3492	-54.23	-13	-41.23	-67.05	-58.60	3.12	7.49	V
	5237	-46.55	-13	-33.55	-60.56	-52.35	3.65	9.45	V
	6984	-47.40	-13	-34.40	-62.65	-54.60	4.15	11.35	V

Remark: Spurious emissions within 30-1000MHz were found more than 20dB below limit line.



LTE Band 4 / 15MHz / QPSK / RB Size 1 Offset 0									
Channel	Frequency ( MHz )	EIRP ( dBm )	Limit ( dBm )	Over Limit ( dB )	SPA Reading (dBm)	S.G. Power ( dBm )	TX Cable loss ( dB )	TX Antenna Gain (dBi)	Polarization (H/V)
Lowest	3423	-51.72	-13	-38.72	-65.85	-56.09	3.12	7.49	H
	5134	-46.17	-13	-33.17	-59.32	-51.97	3.65	9.45	H
	6846	-44.80	-13	-31.80	-61.66	-52.00	4.15	11.35	H
	3423	-53.60	-13	-40.60	-66.42	-57.97	3.12	7.49	V
	5134	-46.72	-13	-33.72	-60.73	-52.52	3.65	9.45	V
	6846	-46.89	-13	-33.89	-62.14	-54.09	4.15	11.35	V
Middle	3453	-51.50	-13	-38.50	-65.63	-55.87	3.12	7.49	H
	5179	-46.00	-13	-33.00	-59.15	-51.80	3.65	9.45	H
	6906	-43.82	-13	-30.82	-60.68	-51.02	4.15	11.35	H
	3453	-51.75	-13	-38.75	-64.57	-56.12	3.12	7.49	V
	5179	-45.58	-13	-32.58	-59.59	-51.38	3.65	9.45	V
	6906	-46.10	-13	-33.10	-61.35	-53.30	4.15	11.35	V
Highest	3483	-52.66	-13	-39.66	-66.79	-57.03	3.12	7.49	H
	5224	-46.25	-13	-33.25	-59.40	-52.05	3.65	9.45	H
	6966	-45.40	-13	-32.40	-62.26	-52.60	4.15	11.35	H
	3483	-54.60	-13	-41.60	-67.42	-58.97	3.12	7.49	V
	5224	-46.56	-13	-33.56	-60.57	-52.36	3.65	9.45	V
	6966	-47.77	-13	-34.77	-63.02	-54.97	4.15	11.35	V

Remark: Spurious emissions within 30-1000MHz were found more than 20dB below limit line.





LTE Band 4 / 20MHz / QPSK / RB Size 1 Offset 0									
Channel	Frequency ( MHz )	EIRP ( dBm )	Limit ( dBm )	Over Limit ( dB )	SPA Reading (dBm)	S.G. Power ( dBm )	TX Cable loss ( dB )	TX Antenna Gain (dBi)	Polarization (H/V)
Lowest	3423	-52.29	-13	-39.29	-66.42	-56.66	3.12	7.49	H
	5134	-46.75	-13	-33.75	-59.90	-52.55	3.65	9.45	H
	6846	-44.78	-13	-31.78	-61.64	-51.98	4.15	11.35	H
	3423	-53.45	-13	-40.45	-66.27	-57.82	3.12	7.49	V
	5134	-46.58	-13	-33.58	-60.59	-52.38	3.65	9.45	V
	6846	-46.18	-13	-33.18	-61.43	-53.38	4.15	11.35	V
Middle	3447	-51.09	-13	-38.09	-65.22	-55.46	3.12	7.49	H
	5171	-46.00	-13	-33.00	-59.15	-51.80	3.65	9.45	H
	6894	-44.72	-13	-31.72	-61.58	-51.92	4.15	11.35	H
	3447	-52.34	-13	-39.34	-65.16	-56.71	3.12	7.49	V
	5171	-47.43	-13	-34.43	-61.44	-53.23	3.65	9.45	V
	6894	-45.79	-13	-32.79	-61.04	-52.99	4.15	11.35	V
Highest	3471	-52.39	-13	-39.39	-66.52	-56.76	3.12	7.49	H
	5211	-45.89	-13	-32.89	-59.04	-51.69	3.65	9.45	H
	6945	-45.30	-13	-32.30	-62.16	-52.50	4.15	11.35	H
	3471	-54.28	-13	-41.28	-67.1	-58.65	3.12	7.49	V
	5209	-47.37	-13	-34.37	-61.38	-53.17	3.65	9.45	V
	6945	-47.43	-13	-34.43	-62.68	-54.63	4.15	11.35	V

Remark: Spurious emissions within 30-1000MHz were found more than 20dB below limit line.



LTE Band 7 / 5MHz / QPSK / RB Size 1 Offset 0									
Channel	Frequency ( MHz )	EIRP ( dBm )	Limit ( dBm )	Over Limit ( dB )	SPA Reading (dBm)	S.G. Power ( dBm )	TX Cable loss ( dB )	TX Antenna Gain (dBi)	Polarization (H/V)
Lowest	5001	-49.60	-25	-24.60	-63.58	-55.38	3.49	9.27	H
	7501	-45.82	-25	-20.82	-62.36	-53.61	4.28	12.07	H
	10002.8	-42.82	-25	-17.82	-64.21	-50.12	5.1	12.40	H
	5000	-48.72	-25	-23.72	-62.88	-54.50	3.49	9.27	V
	7501	-44.86	-25	-19.86	-61.88	-52.65	4.28	12.07	V
	10002	-44.05	-25	-19.05	-65.15	-51.35	5.1	12.40	V
Middle	5066	-49.31	-25	-24.31	-63.29	-55.09	3.49	9.27	H
	7598	-46.24	-25	-21.24	-62.78	-54.03	4.28	12.07	H
	10132	-42.91	-25	-17.91	-64.30	-50.21	5.1	12.40	H
	5066	-47.31	-25	-22.31	-61.47	-53.09	3.49	9.27	V
	7599	-45.14	-25	-20.14	-62.16	-52.93	4.28	12.07	V
	10132	-43.11	-25	-18.11	-64.21	-50.41	5.1	12.40	V
Highest	5132	-49.23	-25	-24.23	-63.21	-55.01	3.49	9.27	H
	7696	-45.47	-25	-20.47	-62.01	-53.26	4.28	12.07	H
	10264	-42.92	-25	-17.92	-64.31	-50.22	5.1	12.40	H
	5132	-48.73	-25	-23.73	-62.89	-54.51	3.49	9.27	V
	7696	-44.97	-25	-19.97	-61.99	-52.76	4.28	12.07	V
	10264	-43.59	-25	-18.59	-64.69	-50.89	5.1	12.40	V

Remark: Spurious emissions within 30-1000MHz were found more than 20dB below limit line.



LTE Band 7 / 10MHz / QPSK / RB Size 1 Offset 0									
Channel	Frequency ( MHz )	EIRP ( dBm )	Limit ( dBm )	Over Limit ( dB )	SPA Reading (dBm)	S.G. Power ( dBm )	TX Cable loss ( dB )	TX Antenna Gain (dBi)	Polarization (H/V)
Lowest	5001	-49.87	-25	-24.87	-63.85	-55.65	3.49	9.27	H
	7502	-46.25	-25	-21.25	-62.79	-54.04	4.28	12.07	H
	10000	-43.32	-25	-18.32	-64.71	-50.62	5.1	12.40	H
	5000	-48.34	-25	-23.34	-62.5	-54.12	3.49	9.27	V
	7502	-46.53	-25	-21.53	-63.55	-54.32	4.28	12.07	V
	10000	-43.03	-25	-18.03	-64.13	-50.33	5.1	12.40	V
Middle	5060	-48.04	-25	-23.04	-62.02	-53.82	3.49	9.27	H
	7592	-42.15	-25	-17.15	-58.69	-49.94	4.28	12.07	H
	10124	-43.31	-25	-18.31	-64.70	-50.61	5.1	12.40	H
	5060	-48.60	-25	-23.60	-62.76	-54.38	3.49	9.27	V
	7592	-45.81	-25	-20.81	-62.83	-53.60	4.28	12.07	V
	10124	-44.05	-25	-19.05	-65.15	-51.35	5.1	12.40	V
Highest	5120	-48.16	-25	-23.16	-62.14	-53.94	3.49	9.27	H
	7682	-45.13	-25	-20.13	-61.67	-52.92	4.28	12.07	H
	10240	-43.31	-25	-18.31	-64.70	-50.61	5.1	12.40	H
	5120	-48.58	-25	-23.58	-62.74	-54.36	3.49	9.27	V
	7682	-44.59	-25	-19.59	-61.61	-52.38	4.28	12.07	V
	10240	-44.15	-25	-19.15	-65.25	-51.45	5.1	12.40	V

Remark: Spurious emissions within 30-1000MHz were found more than 20dB below limit line.



LTE Band 7 / 15MHz / QPSK / RB Size 1 Offset 0									
Channel	Frequency ( MHz )	EIRP ( dBm )	Limit ( dBm )	Over Limit ( dB )	SPA Reading (dBm)	S.G. Power ( dBm )	TX Cable loss ( dB )	TX Antenna Gain (dBi)	Polarization (H/V)
Lowest	5003	-47.70	-25	-22.70	-61.68	-53.48	3.49	9.27	H
	7503	-47.65	-25	-22.65	-64.19	-55.44	4.28	12.07	H
	10004	-42.34	-25	-17.34	-63.73	-49.64	5.1	12.40	H
	5003	-48.86	-25	-23.86	-63.02	-54.64	3.49	9.27	V
	7503	-47.29	-25	-22.29	-64.31	-55.08	4.28	12.07	V
	10004	-44.08	-25	-19.08	-65.18	-51.38	5.1	12.40	V
Middle	5057	-48.19	-25	-23.19	-62.17	-53.97	3.49	9.27	H
	7586	-46.81	-25	-21.81	-63.35	-54.60	4.28	12.07	H
	10112	-43.84	-25	-18.84	-65.23	-51.14	5.1	12.40	H
	5057	-48.96	-25	-23.96	-63.12	-54.74	3.49	9.27	V
	7586	-46.60	-25	-21.60	-63.62	-54.39	4.28	12.07	V
	10112	-43.74	-25	-18.74	-64.84	-51.04	5.1	12.40	V
Highest	5111	-49.00	-25	-24.00	-62.98	-54.78	3.49	9.27	H
	7668	-45.96	-25	-20.96	-62.50	-53.75	4.28	12.07	H
	10224	-43.55	-25	-18.55	-64.94	-50.85	5.1	12.40	H
	5111	-49.02	-25	-24.02	-63.18	-54.80	3.49	9.27	V
	7668	-44.52	-25	-19.52	-61.54	-52.31	4.28	12.07	V
	10224	-44.22	-25	-19.22	-65.32	-51.52	5.1	12.40	V

Remark: Spurious emissions within 30-1000MHz were found more than 20dB below limit line.





LTE Band 7 / 20MHz / QPSK / RB Size 1 Offset 0									
Channel	Frequency ( MHz )	EIRP ( dBm )	Limit ( dBm )	Over Limit ( dB )	SPA Reading (dBm)	S.G. Power ( dBm )	TX Cable loss ( dB )	TX Antenna Gain (dBi)	Polarization (H/V)
Lowest	5003	-48.40	-25	-23.40	-62.38	-54.18	3.49	9.27	H
	7503	-47.65	-25	-22.65	-64.19	-55.44	4.28	12.07	H
	10004	-43.43	-25	-18.43	-64.82	-50.73	5.1	12.40	H
	5003	-47.82	-25	-22.82	-61.98	-53.60	3.49	9.27	V
	7503	-46.56	-25	-21.56	-63.58	-54.35	4.28	12.07	V
	10004	-44.10	-25	-19.10	-65.2	-51.40	5.1	12.40	V
Middle	5051	-49.14	-25	-24.14	-63.12	-54.92	3.49	9.27	H
	7578	-47.33	-25	-22.33	-63.87	-55.12	4.28	12.07	H
	10104	-43.31	-25	-18.31	-64.70	-50.61	5.1	12.40	H
	5051	-49.57	-25	-24.57	-63.73	-55.35	3.49	9.27	V
	7578	-48.03	-25	-23.03	-65.05	-55.82	4.28	12.07	V
	10104	-44.46	-25	-19.46	-65.56	-51.76	5.1	12.40	V
Highest	5102	-48.93	-25	-23.93	-62.91	-54.71	3.49	9.27	H
	7653	-46.58	-25	-21.58	-63.12	-54.37	4.28	12.07	H
	10204	-42.81	-25	-17.81	-64.20	-50.11	5.1	12.40	H
	5102	-49.57	-25	-24.57	-63.73	-55.35	3.49	9.27	V
	7653	-45.79	-25	-20.79	-62.81	-53.58	4.28	12.07	V
	10204	-44.16	-25	-19.16	-65.26	-51.46	5.1	12.40	V

Remark: Spurious emissions within 30-1000MHz were found more than 20dB below limit line.



LTE Band 12 / 1.4MHz / QPSK / RB Size 1 Offset 0									
Channel	Frequency ( MHz )	ERP ( dBm )	Limit ( dBm )	Over Limit ( dB )	SPA Reading (dBm)	S.G. Power ( dBm )	TX Cable loss ( dB )	TX Antenna Gain (dBi)	Polarization (H/V)
Lowest	1398	-60.41	-13	-47.41	-56.83	-61.39	1.75	4.88	H
	2098	-54.53	-13	-41.53	-60.54	-56.15	2.16	5.93	H
	2796	-54.88	-13	-41.88	-65.30	-56.91	2.48	6.66	H
	1398	-56.06	-13	-43.06	-54.53	-57.04	1.75	4.88	V
	2098	-52.22	-13	-39.22	-60.2	-53.84	2.16	5.93	V
	2797	-53.35	-13	-40.35	-64.86	-55.38	2.48	6.66	V
Middle	1414	-60.62	-13	-47.62	-57.04	-61.60	1.75	4.88	H
	2121	-55.04	-13	-42.04	-61.05	-56.66	2.16	5.93	H
	2829	-54.35	-13	-41.35	-64.77	-56.38	2.48	6.66	H
	1414	-59.39	-13	-46.39	-57.86	-60.37	1.75	4.88	V
	2121	-53.30	-13	-40.30	-61.28	-54.92	2.16	5.93	V
	2829	-53.61	-13	-40.61	-65.12	-55.64	2.48	6.66	V
Highest	1430	-61.53	-13	-48.53	-57.95	-62.51	1.75	4.88	H
	2145	-56.52	-13	-43.52	-62.53	-58.14	2.16	5.93	H
	2860	-54.42	-13	-41.42	-64.84	-56.45	2.48	6.66	H
	1430	-59.33	-13	-46.33	-57.8	-60.31	1.75	4.88	V
	2145	-53.94	-13	-40.94	-61.92	-55.56	2.16	5.93	V
	2860	-53.36	-13	-40.36	-64.87	-55.39	2.48	6.66	V

Remark: Spurious emissions within 30-1000MHz were found more than 20dB below limit line.



LTE Band 12 / 3MHz / QPSK / RB Size 1 Offset 0									
Channel	Frequency ( MHz )	ERP ( dBm )	Limit ( dBm )	Over Limit ( dB )	SPA Reading (dBm)	S.G. Power ( dBm )	TX Cable loss ( dB )	TX Antenna Gain (dBi)	Polarization (H/V)
Lowest	1398	-61.29	-13	-48.29	-57.71	-62.27	1.75	4.88	H
	2098	-55.33	-13	-42.33	-61.34	-56.95	2.16	5.93	H
	2797	-54.69	-13	-41.69	-65.11	-56.72	2.48	6.66	H
	1398	-57.22	-13	-44.22	-55.69	-58.20	1.75	4.88	V
	2098	-53.89	-13	-40.89	-61.87	-55.51	2.16	5.93	V
	2797	-53.96	-13	-40.96	-65.47	-55.99	2.48	6.66	V
Middle	1412	-61.36	-13	-48.36	-57.78	-62.34	1.75	4.88	H
	2119	-56.02	-13	-43.02	-62.03	-57.64	2.16	5.93	H
	2825	-54.90	-13	-41.90	-65.32	-56.93	2.48	6.66	H
	1412	-60.18	-13	-47.18	-58.65	-61.16	1.75	4.88	V
	2119	-53.50	-13	-40.50	-61.48	-55.12	2.16	5.93	V
	2825	-53.04	-13	-40.04	-64.55	-55.07	2.48	6.66	V
Highest	1426	-61.65	-13	-48.65	-58.07	-62.63	1.75	4.88	H
	2140	-56.29	-13	-43.29	-62.30	-57.91	2.16	5.93	H
	2853	-54.28	-13	-41.28	-64.70	-56.31	2.48	6.66	H
	1426	-58.48	-13	-45.48	-56.95	-59.46	1.75	4.88	V
	2140	-53.32	-13	-40.32	-61.3	-54.94	2.16	5.93	V
	2853	-54.23	-13	-41.23	-65.74	-56.26	2.48	6.66	V

Remark: Spurious emissions within 30-1000MHz were found more than 20dB below limit line.



LTE Band 12 / 5MHz / QPSK / RB Size 1 Offset 0									
Channel	Frequency ( MHz )	ERP ( dBm )	Limit ( dBm )	Over Limit ( dB )	SPA Reading (dBm)	S.G. Power ( dBm )	TX Cable loss ( dB )	TX Antenna Gain (dBi)	Polarization (H/V)
Lowest	1400	-61.28	-13	-48.28	-57.70	-62.26	1.75	4.88	H
	2099	-55.39	-13	-42.39	-61.40	-57.01	2.16	5.93	H
	2798	-55.50	-13	-42.50	-65.92	-57.53	2.48	6.66	H
	1398	-57.17	-13	-44.17	-55.64	-58.15	1.75	4.88	V
	2099	-52.51	-13	-39.51	-60.49	-54.13	2.16	5.93	V
	2798	-53.21	-13	-40.21	-64.72	-55.24	2.48	6.66	V
Middle	1412	-61.72	-13	-48.72	-58.14	-62.70	1.75	4.88	H
	2117	-55.86	-13	-42.86	-61.87	-57.48	2.16	5.93	H
	2822	-55.70	-13	-42.70	-66.12	-57.73	2.48	6.66	H
	1411	-60.25	-13	-47.25	-58.72	-61.23	1.75	4.88	V
	2117	-52.59	-13	-39.59	-60.57	-54.21	2.16	5.93	V
	2822	-53.69	-13	-40.69	-65.2	-55.72	2.48	6.66	V
Highest	1424	-62.59	-13	-49.59	-59.01	-63.57	1.75	4.88	H
	2135	-56.63	-13	-43.63	-62.64	-58.25	2.16	5.93	H
	2846	-55.44	-13	-42.44	-65.86	-57.47	2.48	6.66	H
	1422	-58.23	-13	-45.23	-56.7	-59.21	1.75	4.88	V
	2135	-53.96	-13	-40.96	-61.94	-55.58	2.16	5.93	V
	2846	-54.20	-13	-41.20	-65.71	-56.23	2.48	6.66	V

Remark: Spurious emissions within 30-1000MHz were found more than 20dB below limit line.





LTE Band 12 / 10MHz / QPSK / RB Size 1 Offset 0									
Channel	Frequency ( MHz )	ERP ( dBm )	Limit ( dBm )	Over Limit ( dB )	SPA Reading (dBm)	S.G. Power ( dBm )	TX Cable loss ( dB )	TX Antenna Gain (dBi)	Polarization (H/V)
Lowest	1400	-60.43	-13	-47.43	-56.85	-61.41	1.75	4.88	H
	2099	-55.31	-13	-42.31	-61.32	-56.93	2.16	5.93	H
	2798	-54.56	-13	-41.56	-64.98	-56.59	2.48	6.66	H
	1400	-57.46	-13	-44.46	-55.93	-58.44	1.75	4.88	V
	2100	-52.30	-13	-39.30	-60.28	-53.92	2.16	5.93	V
	2798	-53.43	-13	-40.43	-64.94	-55.46	2.48	6.66	V
Middle	1406	-60.85	-13	-47.85	-57.27	-61.83	1.75	4.88	H
	2108	-53.99	-13	-40.99	-60.00	-55.61	2.16	5.93	H
	2812	-53.98	-13	-40.98	-64.40	-56.01	2.48	6.66	H
	1406	-59.06	-13	-46.06	-57.53	-60.04	1.75	4.88	V
	2108	-53.07	-13	-40.07	-61.05	-54.69	2.16	5.93	V
	2812	-52.78	-13	-39.78	-64.29	-54.81	2.48	6.66	V
Highest	1412	-60.61	-13	-47.61	-57.03	-61.59	1.75	4.88	H
	2120	-55.21	-13	-42.21	-61.22	-56.83	2.16	5.93	H
	2826	-53.54	-13	-40.54	-63.96	-55.57	2.48	6.66	H
	1412	-58.25	-13	-45.25	-56.72	-59.23	1.75	4.88	V
	2120	-51.33	-13	-38.33	-59.31	-52.95	2.16	5.93	V
	2826	-53.05	-13	-40.05	-64.56	-55.08	2.48	6.66	V

Remark: Spurious emissions within 30-1000MHz were found more than 20dB below limit line.