

acer

explore beyond limits™

Liquid | Z200

Quick guide

© 2014 All Rights Reserved

Acer Liquid Z200 Quick Guide

Model: Z200

This revision: 06/2014

Product information

For detailed product information, please go to **www.acer.com**.

For service and support information, or to download the User Guide, drivers and applications, please follow the instructions below:

1. Go to **www.acer.com** and click **Support > DRIVERS AND MANUALS**.
2. Select appropriate items from **Select Product Family > Select Product Line > Select Product Model**.
3. Select the operating system from the drop-down menu.

Acer Liquid Z200 Smartphone

Model number: _____

Serial number: _____

Date of purchase: _____

Place of purchase: _____

Android is a trademark of Google Inc. Use of this trademark is subject to Google Permissions.

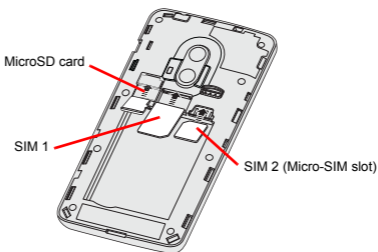
Setting up for the first time

Inserting the SIM cards and microSD card

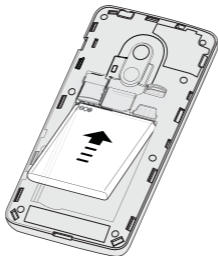


1. Insert your fingernail into the notch located at the bottom of the phone and remove the cover as illustrated.

2. Ensure the microSD card and SIMs are inserted all the way



3. Place the battery into the battery compartment, lining up the battery connectors with those at the top of the compartment.



4. Gently snap the cover back in place.

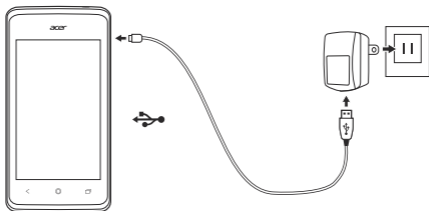
Charging your phone

For initial use, you need to charge your smartphone for eight hours. After that you can recharge the battery as needed.

Connect the AC adapter cord to the micro USB connector on your smartphone. Plug the AC adapter into any AC outlet and charge the device.

It is normal for the phone to heat up when charging or during long periods of use.

All phones are factory tested before release.



Resetting and restarting the phone

Tap **Settings** from the *Home* screen, then tap **Backup & reset**. Tap **Factory data reset** and then tap **Reset phone**. Tap **Erase everything** to format your phone.

If your phone is no longer responding, press and hold the power button and the volume up button simultaneously for 11 seconds to restart the phone.

RF Exposure Information (SAR)

This phone meets the FCC requirements on the limitation of exposure of the general public to electromagnetic fields by way of health protection.

The highest SAR value of this device is listed below.

	FCC (W/kg @1g)	IC (W/kg @1g)
Head	0.75	0.75
Body	1.40	1.40

~~Hearing Aid Compatibility Information (HAC)~~

~~Your phone is compliant with FCC HAC regulations (ANSI C63.19-2007) and rated as M3 and T3 rating.~~

~~Turning on Hearing Aid Compatibility mode~~

~~To turn on HAC, from the *Home* screen tap **Settings** > **Call settings** > **Advanced settings** > **Hearing aids**.~~

Safety

Battery information

Do not use this product in a humid, wet and/or corrosive environment. Do not put, store or leave your product in or near a heat source, in a high temperature location, in strong direct sunlight, in a microwave oven or in a pressurized container, and do not expose it to temperatures over 60° C (140° F). Failure to follow these guidelines may cause the battery to leak acid, become hot, explode or ignite and cause injury and/or damage. Do not pierce, open or disassemble the battery. If the battery leaks and you come into contact with the leaked fluids, rinse thoroughly with water and seek medical attention immediately. For safety reasons, and to prolong the lifetime of the battery, charging will not occur at low (below 0° C/32° F) or high (over 45° C/113° F) temperatures.

The full performance of a new battery is achieved only after two or three complete charge and discharge cycles. The battery can be charged and discharged hundreds of times, but it will eventually wear out. When the talk and standby times are noticeably shorter than normal, buy a new battery. Use only manufacturer approved batteries, and recharge your battery only with manufacturer approved chargers designated for this device.

Unplug the charger from the electrical plug and the device when not in use. Do not leave a fully charged

battery connected to the AC charger, since overcharging may shorten its lifetime. If left unused, a fully charged battery will lose its charge over time. If the battery is completely discharged, it may take a few minutes before the charging indicator appears on the display or before any calls can be made.

Use the battery only for its intended purpose. Never use any charger or battery that is damaged.

Do not short-circuit the battery. Accidental short-circuiting can occur when a metallic object such as a coin, clip, or pen causes direct connection of the positive (+) and negative (-) terminals of the battery. These look like metal strips on the battery. This might happen, for example, when you carry a spare battery in your pocket or purse. Short-circuiting the terminals may damage the battery or the connecting object.

Leaving the battery in hot or cold places, such as in a closed car in summer or winter conditions, will reduce the capacity and lifetime of the battery. Always try to keep the battery between 15° C and 25° C (59° F and 77° F). A device with a hot or cold battery may not work temporarily, even when the battery is fully charged. Battery performance is particularly limited in temperatures well below freezing.

Do not dispose of batteries in a fire as they may explode. Batteries may also explode if damaged. Dispose of batteries according to local regulations.

~~Please recycle when possible. Do not dispose as household waste.~~

Replacing the battery

Replace the battery with the same type as that which came bundled with your product. Use of another battery may present a risk of fire or explosion.



Warning! Batteries may explode if not handled properly. Do not disassemble or dispose of them in fire. Keep them away from children. Follow local regulations when disposing of used batteries.

Disposal and recycling information



Do not throw this electronic device into the trash when discarding. To minimize pollution and ensure utmost protection of the global environment, please recycle. For more information on the Waste from Electrical and Electronics Equipment (WEEE) regulations, visit www.acer-group.com/public/Sustainability
It is compliant with WEEE regulation.

Regulatory information

Compliant with Russian regulatory certification

EAC

RoHS compliance

This product is in compliance with Directive 2011/65/EU of the European Parliament and of the Council of 8 June 2011, on the restriction of the use of certain hazardous substances (RoHS) in electrical and electronic equipment and its amendments.



Caution: Permanent hearing loss may occur if earphones or headphones are used at high volume for prolonged periods of time.

Wireless operation channels for different domains

N. America	2.412-2.462 GHz	Ch01 through Ch11
Japan	2.412-2.484 GHz	Ch01 through Ch14
Europe ETSI	2.412-2.472 GHz	Ch01 through Ch13

List of National Codes

This equipment may be operated in the following countries:

Country	ISO 3166 2 letter code	Country	ISO 3166 2 letter code
Austria	AT	Malta	MT
Belgium	BE	Netherlands	NL
Cyprus	CY	Poland	PL
Czech Republic	CZ	Portugal	PT
Denmark	DK	Slovakia	SK
Estonia	EE	Slovenia	SI
Finland	FI	Spain	ES
France	FR	Sweden	SE
Germany	DE	United Kingdom	GB
Greece	GR	Iceland	IS
Hungary	HU	Liechtenstein	LI
Ireland	IE	Norway	NO
Italy	IT	Switzerland	CH
Latvia	LV	Bulgaria	BG
Lithuania	LT	Romania	RO
Luxembourg	LU	Turkey	TR

RF Exposure Information (SAR)

This device meets the EU requirements (1999/519/EC) on the limitation of exposure of the general public to electromagnetic fields by way of health protection.

The unit of measurement for the European Council's recommended limit for mobile telephones is the "Specific Absorption Rate" (SAR). This SAR limit is 2.0 W/kg, averaged over 10 g of body tissue. This device meets the requirements of the International Commission on Non-Ionizing Radiation Protection (ICNIRP) and European Standard EN 62209-1 / EN 62209-2 for mobile radio devices.

For body-worn operation, this phone has been tested use with accessories that contain no metal and that position the handset a minimum of 1.5 cm from the body. Use of other accessories may not ensure compliance with RF exposure. If you do not use a body-worn accessory and are not holding the phone at the ear, position the handset a minimum of 1.5 cm from your body when the phone is switched on. During use, the actual SAR level is usually much lower than the maximum value. In general, the closer you are to a base station, the lower the transmission output of your mobile telephone. To reduce exposure to RF energy, use a hands-free accessory or other similar option to keep this device away from your head and body.

NCC 警語

經型式認證合格之低功率射頻電機，非經許可，公司、商號或使用者均不得擅自變更頻率、加大功率或變更原設計之特性及功能。低功率射頻電機之使用不得影響飛航安全及干擾合法通信；經發現有干擾現象時，應立即停用，並改善至無干擾時方得繼續使用。前項合法通信，指依電信法規定作業之無線電通信。低功率射頻電機須忍受合法通信或工業、科學及醫療用電波輻射性電機設備之干擾。

減少電磁波影響，請妥善使用。

FCC regulations

This device complies with part 15 of the FCC Rules. Operation is subject to the following two conditions: (1) This device may not cause harmful interference, and (2) this device must accept any interference received, including interference that may cause undesired operation.

This device has been tested and found to comply with the limits for a Class B digital device, pursuant to Part 15 of the FCC Rules. These limits are designed to provide reasonable protection against harmful interference in a residential installation. This equipment generates, uses and can radiate radio frequency energy and, if not installed and used in accordance with the instructions, may cause harmful interference to radio communications. However, there is no guarantee that interference will not occur in a particular installation if this equipment does cause harmful interference to radio or television reception, which can be determined by turning the equipment off and on, the user is encouraged to try to correct the interference by one or more of the following measures:

- Reorient or relocate the receiving antenna.
- Increase the separation between the equipment and receiver.
- Connect the equipment into an outlet on a circuit different from that to which the receiver is connected.
- Consult the dealer or an experienced radio/TV technician for help.

Changes or modifications not expressly approved by the party responsible for compliance could void the user's authority to operate the equipment.

IC regulations

This device complies with Industry Canada license-exempt RSS standard(s). Operation is subject to the following two conditions:

- (1) this device may not cause interference, and
- (2) this device must accept any interference, including interference that may cause undesired operation of the device.

Le présent appareil est conforme aux CNR d'Industrie Canada applicables aux appareils radio exempts de licence. L'exploitation est autorisée aux deux conditions suivantes:

- (1) l'appareil ne doit pas produire de brouillage, et
- (2) l'utilisateur de l'appareil doit accepter tout brouillage radioélectrique subi, même si le brouillage est susceptible d'en compromettre le fonctionnement."

CAN ICES-3(B)/NMB-3(B)

RF exposure information (SAR)

This device meets the FCC and IC requirements on the limitation of exposure of the general public to electromagnetic fields by way of health protection.

The unit of measurement for the FCC limit is the "Specific Absorption Rate" (SAR). The SAR limit set by the FCC is 1.6 W/kg, averaged over 1 g of tissue. The FCC has granted an Equipment Authorization for this device with all reported SAR levels evaluated as in compliance with the FCC RF exposure guidelines. SAR information on this device is on file with the FCC and can be found under the Display Grant section of www.fcc.gov/oet/ea/fccid after searching on the FCC ID for your device, which can be found on the product labeling of your device.

For body-worn operation, this device has been tested use with accessories that contain no metal and that position the handset a minimum of 1.0 cm from the body. Use of other accessories may not ensure compliance with RF exposure. If you do not use a body-worn accessory and are not holding the device at the ear, position the handset a minimum of 1.0 cm from your body when the device is switched on.

During use, the actual SAR level is usually much lower than the maximum value. In general, the closer you are to a base station, the lower the transmission output of your device. To reduce exposure to RF energy, use a hands-free accessory or other similar option to keep this device away from your head and body.

Limited Product Warranty

1. Coverage of Limited Warranty

1.1 This limited warranty (see “Exclusions” and “Limitations” in Section 2) (“Limited Warranty”) confers upon you specific rights and remedies against Acer. Please read this document carefully, by making a claim under this Limited Warranty, you will be deemed to have understood and accepted its terms. Independent of this Limited Warranty, you may have different and more expansive rights and remedies against the merchant who sold you the Acer product. This Limited Warranty does not operate to limit such rights.

Consumer have legal rights under applicable legislation governing the sale of consumer goods and this warranty does not exclude, limit or suspend any such applicable rights. For example, Consumers have at least a 24 month warranty starting from the date of purchase - independently of what is stated on any warranty cards or other materials.

1.2 Acer warrants any Acer product, including genuine Acer parts and components (offered as “Options” and/or “Accessories”) which have been installed in your Acer product at the time of purchase, (collectively, referred to as “System”) first sold to an end-user in a country of the European Economic Area (the “Territorial Scope”) to be free from defects in materials and/

or workmanship under conditions of normal use for the duration of the warranty period specified on the Limited Warranty card supplied with your System (“Warranty Card”).

It is the responsibility of the customers to refuse to accept delivery of any Acer product sold as new when the Acer security seal is broken and notify the seller accordingly.

By accepting an Acer product with a broken seal, the customer acknowledges the warranty entitlement of such unit will be different (reduced) vs. the standard Terms and Conditions associated to a sale of a new Acer product.

1.3 Any software supplied with your System, including the operating system, is provided, “As Is”. Acer does not warrant that the operation of any software supplied with your System will be uninterrupted or error-free, or that such software will meet your requirements.

1.4 If you make a claim under this Warranty, Acer will, at its option, repair or replace any defective System or any parts thereof covered by this Limited Warranty by using new or factory-refurbished parts or Systems. In the event that Acer opts to use factory-refurbished parts or Systems, they will have performance characteristics equal to those of new products. All exchanged parts and Systems replaced under this Limited Warranty will become the property of Acer.

1.5 The warranty period commences on the date of purchase. Your original purchase invoice (sales receipt), showing the date of purchase of the System, is your proof of the date of purchase.

1.6 Warranty service will be performed based on the primary language used in the EEA country where the service request is made. Warranty repair services involving language based aspects of your System (e.g., keyboards, software) may not be capable of being performed in any other language(s) than the primary language(s) used in the EEA country where the service request is made.

2. Exclusions and Limitations

This Limited Warranty is subject to the following exclusions and limitations:

2.1 Exclusions

This Limited Warranty does not extend to:

2.1.1 any product not manufactured by or for Acer, or first sold to an end-user in a country outside the Territorial Scope of this Limited Warranty.

2.1.2 any product that has been damaged or rendered defective as a result of

2.1.2.1 use of the System other than for its normal intended use, including, without limitation, failure to use the System in accordance with the User's Guide that

accompanies the System, or any other abuse or neglect with respect to the System;

2.1.2.2 modification of the System including use of parts not manufactured and/or sold by Acer;

2.1.2.3 service or repair by anyone other than Acer or an Acer Authorized Service Provider;

2.1.2.4 improper transportation or packing when returning the System to Acer or an Acer Authorized Service Provider; or

2.1.2.5 improper installation of third-party products (e.g., memory cards).

2.1.3 loss of any, or damage to, programs, data, or removable storage media. You are responsible for saving (backing up) any programs, data and/or removable storage media. Please note that Acer may opt to replace the System submitted for warranty services with a remanufactured product of equal quality, and, thus, any data stored by you on your original System may become permanently inaccessible to you.

2.1.4 consumable parts, i.e., parts that require periodic replacement during the normal course of the System's use, including without limitation, notebook batteries.

During the warranty period, a battery will be replaced by Acer if its capacity falls to below 50% of its original capacity.

2.1.5 minor defects of LCD displays occurring in Systems equipped with LCD display technology, provided that there shall not be more than three (3) defective pixels on a given LCD display, and provided further that, if the display panel is divided into nine (9) equal rectangular areas, there shall be no more than one defective pixel in the central area of the display.

2.2 Limitation and Disclaimer of Warranty

2.2.1 If you make a claim under this Limited Warranty, you are deemed to have agreed that repair, and (upon availability) replacement, as applicable, under the warranty services described herein, is your sole and exclusive remedy vis-à-vis Acer or any of its corporate affiliates or parent companies with respect to any breach of the Acer Limited Warranty set forth herein.

3. Obtaining Warranty Service

To report any claims and/or to obtain warranty service, please refer to the contact information set out on your Warranty Card or visit <http://support.acer-euro.com>.

Before returning your Acer product to service, please ensure that you have backed up all data and programmes and please delete any confidential, proprietary or personal information or programmes (hereafter "Data") from it. Acer is not liable for any loss, damage or disclosure of any Data outside of its control or due to actions or

omissions of third parties nor for the restoration or re-installation of any Data.

2-Years LIMITED WARRANTY CARD

PRODUCT	WARRANTY PERIOD AND TYPE
Smart Handheld	2 Years: Mail-in ⁽¹⁾ or Carry-In ⁽²⁾
Technical Support (Hardware only)	2 Years
Software Support	180 days
Accessories/ Batteries	1 Year Mail-in ⁽¹⁾
(1) Mail-in:	Customer ships the unit to Acer's repair depot. After the repair is complete, Acer ships the unit back to the customer.
(2) Carry-in:	Customer brings the unit to an Acer Authorized Service Provider. After the repair is complete, customer picks the unit up.

Warranty Upgrade Options

To obtain more information about or to order any of the warranty upgrade options please visit Acer WEB-sites or call the corresponding phone number in your Country

Acer contacts

Acer Europe Middle East and Africa Offices

Austria

Acer Austria GmbH
Europaring F14 202
2345 Brunn am Gebirge

BeNeLux

Acer Computer B.V.
Europalaan 89
5232 BC 's-Hertogenbosch
The Netherlands
www.acer.nl
www.acer.be
www.acer.lu

Czech Republic

Acer Czech Republic s.r.o.
Na Hřebenech II 1718/10
140 00 Praha 4
Czech Republic
www.acer.cz

Denmark

Acer Denmark A/S
Linde Allé 5 B
DK-2850 Nærum
Denmark
www.acer.dk

Finland

Acer Finland Oy
Konalantie 47 C
00390 Helsinki
www.acer.fi

France

ACER COMPUTER FRANCE SAS
Parc des Reflets - Bâtiment K
165, avenue du Bois de la Pie
CS 51301
95940 Roissy CDG Cedex
www.acer.fr

Germany

Acer Computer GmbH
Kornkamp 4
22926 Ahrensburg
Hamburg, Germany
www.acer.de

Italy

Acer Italy s.r.l.
Via Lepetit, 40
20020 Lainate, Italy
www.acer.it

Hungary

Acer Slovakia s.r.o.
Magyarország
Kereskedelmi Képviselete
Óbuda Gate Center Irodaház,
Árpád Fejedelem útja 26-28.
1023 Budapest, Hungary
www.acer.hu

Norway

Acer Computer Norway AS
Doelassetta 3
N-3408 Tranby, Norway
www.acer.no

Poland

Acer Poland sp. z o.o.
Domaniewska 41
02672 Warsaw
Poland
www.acer.pl

Russia

Acer Marketing Services LLC
Moscow, Russia 127299 PO box
17
www.acer.ru

Slovakia

Acer Slovakia s.r.o.
Trnavská cesta 50/B
821 02 Bratislava
Slovakia
www.acer.sk

Spain/Portugal

Acer Computer Iberica, SAU
C/ Disseny 3-5
08850 Gavà
Barcelona, España
www.acer.es
www.acer.pt

Sweden

Acer Sweden AB
Mariehällsvägen 37B
SE-168 65 Bromma, Sweden
www.acercomputer.se

Switzerland

Acer Computer (Switzerland)
AG
Moosmattstrasse 30
8953 Dietikon,
Switzerland
www.acer.ch

Turkey

Acer Bilisim Teknolojileri Ltd.
Sti.
Veko Giz Plaza
Meydan Sokak No:20 Daire:
27-28
34396 Maslak, Istanbul
www.acer.com.tr

United Kingdom

Acer UK Ltd, Acer House
Heathrow Boulevard III
282 Bath Road - West Drayton
Middlesex - UB7 0DQ -
England
www.acer.co.uk

Middle East

Acer Computer (M.E.) Ltd.
P.O. Box 16951
Jebel Ali Free Zone
Dubai, UAE
www.acer.ae

Africa

Acer Africa (Pty) Ltd.
Metropolitan Office Park,
82 Wessel Road
Rivonia,
www.acer.co.za

Ukraine

Acer BSEC inc.
04073, Kiev,
Moskovskiy ave., 9,
Forum Park Plaza,
office 4-404
www.acer.ua



www

AT	0900340121 0,88€/Min.	www.acer.at
BE	078150023	www.acer.be
CH	0848 745 745	www.acer.ch
CZ	531 027 777	www.acer.cz
DE	04102 - 7069 - 111	www.acer.de
DK	33702070	www.acer.dk
ES	902202323	www.acer.es
EIRE	0818 202 210	www.acer.co.uk
FR	0825 002237 (Ligne prioritaire) 0969 32 0342 (Ligne standard)	www.acer.fr
FIN	098763574	www.acercomputer.fi
GR	2113001007	www.acer-euro.com/gr
HU	06 1 555-5200	www.acer.hu
TR	0090 850 222 2237	www.acer.com.tr
IT	199509950	www.acer.it



www

IE	0818 202 210	www.acer.ie
LU	90072223	www.acer.be
NO	815 220 225	www.acer.no
NL	09002020767	www.acer.nl
PT	808300011	www.acer.es
PL	0 801 080650 or 022 471 07 77	www.acer.pl
SE	060-10 25 00	www.acercomputer.se
SK	2 4920 7070	www.acer.sk
UK	0371 760 1000	www.acer.co.uk
MEA	0097148056400	www.acer.ae
ZA	0861653653	www.acer.co.za
RU	+7 (495) 995-5367 - горячая линия технической поддержки Асер для Московского региона 8 (800) 700-2237 - бесплатный номер для звонков из других регионов России.	



HC.71111.02R



Recyclable Paper

