

# FCC RF Test Report


**APPLICANT** : Acer Incorporated  
**EQUIPMENT** : Smart HandHeld  
**BRAND NAME** : Acer  
**MODEL NAME** : Z150  
**MARKETING NAME** : Liquid Z5  
**FCC ID** : HLZDMZ150  
**STANDARD** : FCC Part 15 Subpart C §15.247  
**CLASSIFICATION** : (DTS) Digital Transmission System

The product was received on Nov. 14, 2013 and testing was completed on Nov. 25, 2013. We, SPORTON INTERNATIONAL (KUNSHAN) INC., would like to declare that the tested sample has been evaluated in accordance with the procedures and shown to be compliant with the applicable technical standards.

The test results in this report apply exclusively to the tested model / sample. Without written approval of SPORTON INTERNATIONAL (KUNSHAN) INC., the test report shall not be reproduced except in full.



Reviewed by: Joseph Lin / Supervisor



Approved by: Jones Tsai / Manager



**SPORTON INTERNATIONAL (KUNSHAN) INC.**  
**No. 3-2, PingXiang Road, Kunshan, Jiangsu Province, P.R.C.**



## TABLE OF CONTENTS

**REVISION HISTORY..... 3**

**SUMMARY OF TEST RESULT ..... 4**

**1 GENERAL DESCRIPTION ..... 5**

    1.1 Applicant ..... 5

    1.2 Manufacturer ..... 5

    1.3 Feature of Equipment Under Test ..... 5

    1.4 Product Specification of Equipment Under Test ..... 5

    1.5 Modification of EUT ..... 5

    1.6 Testing Site ..... 6

    1.7 Applied Standards ..... 6

**2 TEST CONFIGURATION OF EQUIPMENT UNDER TEST ..... 7**

    2.1 Carrier Frequency Channel ..... 7

    2.2 Pre-Scanned RF Power ..... 8

    2.3 Test Mode ..... 9

    2.4 Connection Diagram of Test System ..... 10

    2.5 Support Unit used in test configuration and system ..... 11

    2.6 EUT Operation Test Setup ..... 11

    2.7 Measurement Results Explanation Example ..... 12

**3 TEST RESULT ..... 13**

    3.1 6dB Bandwidth Measurement ..... 13

    3.2 Output Power Measurement ..... 15

    3.3 Power Spectral Density Measurement ..... 18

    3.4 Conducted Band Edges and Spurious Emission Measurement ..... 20

    3.5 Radiated Band Edges and Spurious Emission Measurement ..... 33

    3.6 AC Conducted Emission Measurement ..... 55

    3.7 Antenna Requirements ..... 59

**4 LIST OF MEASURING EQUIPMENT ..... 60**

**5 UNCERTAINTY OF EVALUATION ..... 61**

**APPENDIX A. SETUP PHOTOGRAPHS**



## REVISION HISTORY

| REPORT NO. | VERSION | DESCRIPTION             | ISSUED DATE   |
|------------|---------|-------------------------|---------------|
| FR3N1490C  | Rev. 01 | Initial issue of report | Dec. 12, 2013 |
|            |         |                         |               |
|            |         |                         |               |
|            |         |                         |               |
|            |         |                         |               |
|            |         |                         |               |
|            |         |                         |               |
|            |         |                         |               |
|            |         |                         |               |
|            |         |                         |               |
|            |         |                         |               |
|            |         |                         |               |
|            |         |                         |               |
|            |         |                         |               |
|            |         |                         |               |

## SUMMARY OF TEST RESULT

| Report Section | FCC Rule           | Description  | Limit                          | Result | Remark                              |
|----------------|--------------------|--|--------------------------------|--------|-------------------------------------|
| 3.1            | 15.247(a)(2)       | 6dB Bandwidth                                      | $\geq 0.5\text{MHz}$           | Pass   | -                                   |
| 3.2            | 15.247(b)          | Power Output Measurement                           | $\leq 30\text{dBm}$            | Pass   | -                                   |
| 3.3            | 15.247(e)          | Power Spectral Density                             | $\leq 8\text{dBm}/3\text{kHz}$ | Pass   | -                                   |
| 3.4            | 15.247(d)          | Conducted Band Edges                               | $\leq 20\text{dBc}$            | Pass   | -                                   |
|                |                    | Conducted Spurious Emission                        |                                | Pass   | -                                   |
| 3.5            | 15.247(d)          | Radiated Band Edges and Radiated Spurious Emission | 15.209(a) & 15.247(d)          | Pass   | Under limit 9.39 dB at 2390.000 MHz |
| 3.6            | 15.207             | AC Conducted Emission                              | 15.207(a)                      | Pass   | Under limit 23.94 dB at 0.350 MHz   |
| 3.7            | 15.203 & 15.247(b) | Antenna Requirement                                | N/A                            | Pass   | -                                   |

# 1 General Description

## 1.1 Applicant

**Acer Incorporated**

8F., No. 88, Sec. 1, Xintai 5th Rd., Xizhi Dist., New Taipei City 22181, Taiwan (R.O.C)

## 1.2 Manufacturer

**Shanghai Sunrise Simcom Limited**

No. 888, Shengli Rd., Qingpu, Shanghai, P.R.China 201700

## 1.3 Feature of Equipment Under Test

| Product Feature                        |   |
|--|---|
| <b>Equipment</b>                       | Smart HandHeld  |
| <b>Brand Name</b>                      | Acer  |
| <b>Model Name</b>                      | Z150  |
| <b>Marketing Name</b>                  | Liquid Z5   |
| <b>FCC ID</b>                          | HLZDMZ150   |
| <b>EUT supports Radios application</b> | GSM/GPRS/EGPRS/WCDMA/HSPA /HSPA+ (Downlink Only)<br>WLAN2.4GHz 802.11b/g/n HT20/HT40/<br>Bluetooth v3.0 + EDR/Bluetooth v 4.0 |
| <b>EUT Stage</b>                       | Identical Prototype   |

**Remark:** The above EUT's information was declared by manufacturer. Please refer to the specifications or user's manual for more detailed description.

## 1.4 Product Specification of Equipment Under Test

| Product Specification subjective to this standard |  |
|---|--|
| <b>Tx/Rx Channel Frequency Range</b>              | 2412 MHz ~ 2462 MHz  |
| <b>Maximum (Peak) Output Power to Antenna</b>     | 802.11b : 13.71 dBm (0.0235 W)<br>802.11g : 19.11 dBm (0.0815 W)<br>802.11n HT20 : 17.66 dBm (0.0583 W)<br>802.11n HT40 : 15.96 dBm (0.0394 W) |
| <b>Antenna Type</b>                               | PIFA Antenna with gain -0.58 dBi   |
| <b>Type of Modulation</b>                         | 802.11b : DSSS (DBPSK / DQPSK / CCK)<br>802.11g/n : OFDM (BPSK / QPSK / 16QAM / 64QAM)   |

## 1.5 Modification of EUT

No modifications are made to the EUT during all test items.

## 1.6 Testing Site

|                           |  |         |           |                             |
|---------------------------|--|---------|-----------|-----------------------------|
| <b>Test Site</b>          | SPORTON INTERNATIONAL (KUNSHAN) INC.   |         |           |                             |
| <b>Test Site Location</b> | No. 3-2, PingXiang Road, Kunshan, Jiangsu Province, P.R.C.<br>TEL: +86-0512-5790-0158<br>FAX: +86-0512-5790-0958 |         |           |                             |
| <b>Test Site No.</b>      | <b>Sporton Site No.</b>  |         |           | <b>FCC Registration No.</b> |
|                           | TH01-KS  | CO01-KS | 03CH01-KS | 149928                      |

**Note:** The test site complies with ANSI C63.4 2003 requirement.

## 1.7 Applied Standards

According to the specifications of the manufacturer, the EUT must comply with the requirements of the following standards:

- FCC Part 15 Subpart C §15.247
- FCC KDB Publication No. 558074 D01 DTS Meas. Guidance v03r01
- ANSI C63.4-2003

**Remark:**

1. All test items were verified and recorded according to the standards and without any deviation during the test.
2. This EUT has also been tested and complied with the requirements of FCC Part 15, Subpart B, recorded in a separate test report.

## 2 Test Configuration of Equipment Under Test

The EUT has been associated with peripherals and configuration operated in a manner tended to maximize its emission characteristics in a typical application. Frequency range investigated: conducted emission (150 kHz to 30 MHz) and radiated emission (9 kHz to the 10th harmonic of the highest fundamental frequency or to 40 GHz, whichever is lower). For radiated measurement, pre-scanned in three orthogonal panels, X, Y, Z. The worst cases (Y plane) were recorded in this report.

The final configuration from all the combinations and the worst-case data rates were investigated by measuring the maximum power across all the data rates and modulation modes under section 2.2.

Based on the worst configuration found above, the RF power setting is set individually to meet FCC compliance limit for the final conducted and radiated tests shown in section 2.3.

### 2.1 Carrier Frequency Channel

| Frequency Band  | Channel | Freq. (MHz) | Channel | Freq. (MHz) |
|-----------------|---------|-------------|---------|-------------|
| 2400-2483.5 MHz | 1       | 2412        | 7       | 2442        |
|                 | 2       | 2417        | 8       | 2447        |
|                 | 3       | 2422        | 9       | 2452        |
|                 | 4       | 2427        | 10      | 2457        |
|                 | 5       | 2432        | 11      | 2462        |
|                 | 6       | 2437        | -       | -           |

## 2.2 Pre-Scanned RF Power

Preliminary tests were performed in different data rate and data rate associated with the highest power were chosen for full test shown in the following tables.

| Channel | Frequency | 2.4GHz 802.11b RF Power (dBm) |        |          |         |
|---------|-----------|-------------------------------|--------|----------|---------|
|         |           | DSSS Data Rate                |        |          |         |
|         |           | 1 Mbps                        | 2 Mbps | 5.5 Mbps | 11 Mbps |
| CH 01   | 2412 MHz  | 13.16                         | 13.23  | 13.28    | 13.35   |
| CH 06   | 2437 MHz  | 13.27                         | 13.30  | 13.38    | 13.43   |
| CH 11   | 2462 MHz  | 13.71                         | 13.55  | 13.63    | 13.68   |

| Channel | Frequency | 2.4GHz 802.11g RF Power (dBm) |        |         |         |         |         |         |         |
|---------|-----------|-------------------------------|--------|---------|---------|---------|---------|---------|---------|
|         |           | OFDM Data Rate                |        |         |         |         |         |         |         |
|         |           | 6 Mbps                        | 9 Mbps | 12 Mbps | 18 Mbps | 24 Mbps | 36 Mbps | 48 Mbps | 54 Mbps |
| CH 01   | 2412 MHz  | 19.11                         | 18.55  | 18.23   | 18.03   | 18.66   | 18.56   | 18.25   | 18.70   |
| CH 06   | 2437 MHz  | 18.69                         | 18.28  | 18.62   | 18.39   | 18.52   | 18.58   | 18.15   | 18.79   |
| CH 11   | 2462 MHz  | 19.08                         | 18.83  | 18.58   | 18.32   | 18.77   | 18.76   | 18.86   | 18.79   |

| Channel | Frequency | 2.4GHz 802.11n HT20 RF Power (dBm) |       |       |       |       |       |       |       |
|---------|-----------|------------------------------------|-------|-------|-------|-------|-------|-------|-------|
|         |           | OFDM Data Rate                     |       |       |       |       |       |       |       |
|         |           | MCS0                               | MCS1  | MCS2  | MCS3  | MCS4  | MCS5  | MCS6  | MCS7  |
| CH 01   | 2412 MHz  | 17.63                              | 16.98 | 16.59 | 16.89 | 17.26 | 17.01 | 17.12 | 17.36 |
| CH 06   | 2437 MHz  | 17.58                              | 17.36 | 17.26 | 17.20 | 17.30 | 16.58 | 17.06 | 16.81 |
| CH 11   | 2462 MHz  | 17.66                              | 17.26 | 17.46 | 17.50 | 17.20 | 17.32 | 17.29 | 17.16 |

| Channel | Frequency | 2.4GHz 802.11n HT40 RF Power (dBm) |       |       |       |       |       |       |       |
|---------|-----------|------------------------------------|-------|-------|-------|-------|-------|-------|-------|
|         |           | OFDM Data Rate                     |       |       |       |       |       |       |       |
|         |           | MCS0                               | MCS1  | MCS2  | MCS3  | MCS4  | MCS5  | MCS6  | MCS7  |
| CH 03   | 2422 MHz  | 15.96                              | 13.14 | 12.98 | 12.87 | 13.02 | 13.07 | 13.44 | 13.32 |
| CH 06   | 2437 MHz  | 14.30                              | 12.65 | 13.06 | 12.98 | 12.91 | 12.71 | 12.69 | 12.89 |
| CH 09   | 2452 MHz  | 13.92                              | 12.76 | 12.35 | 12.05 | 12.06 | 12.21 | 11.98 | 12.40 |



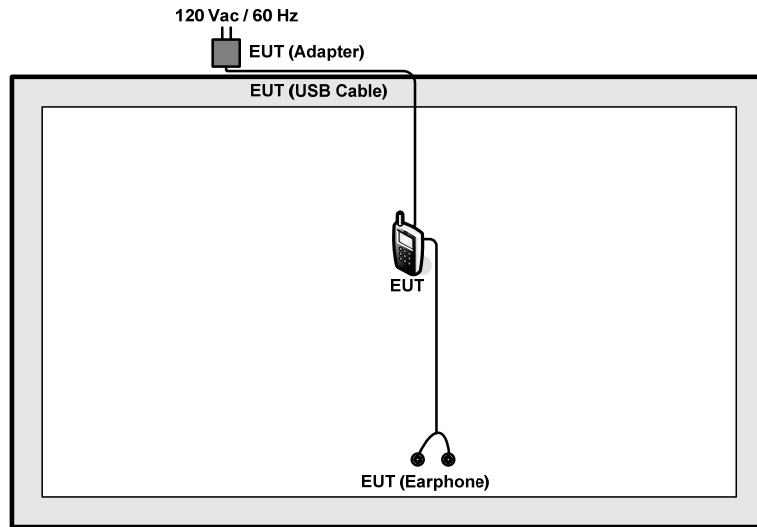
## 2.3 Test Mode

Final results of test modes, data rates and test channels are shown as following table.

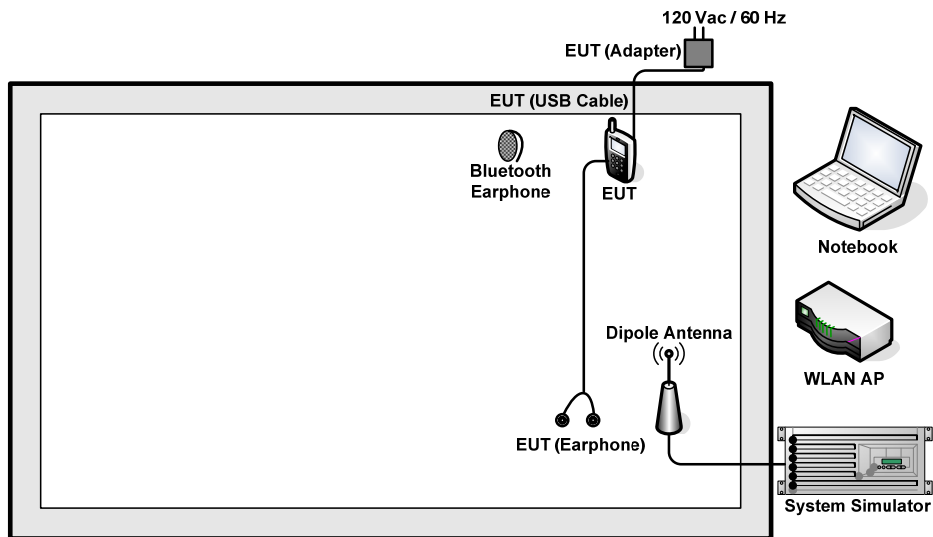
| Test Cases                  |  |              |           |              |
|-----------------------------|--|--------------|-----------|--------------|
|                             | Test Items   | Mode         | Data Rate | Test Channel |
| Conducted<br>TCs            | 6dB BW<br>Power Spectral<br>Density  | 802.11b      | 1 Mbps    | 1/6/11       |
|                             |  | 802.11g      | 6 Mbps    | 1/6/11       |
|                             |  | 802.11n HT20 | MCS0      | 1/6/11       |
|                             |  | 802.11n HT40 | MCS0      | 3/6/9        |
|                             | Output Power   | 802.11b      | 1 Mbps    | 1/6/11       |
|                             |  | 802.11g      | 6 Mbps    | 1/6/11       |
|                             |  | 802.11n HT20 | MCS0      | 1/6/11       |
|                             |  | 802.11n HT40 | MCS0      | 3/6/9        |
|                             | Conducted Band<br>Edge   | 802.11b      | 1 Mbps    | 1/11         |
|                             |  | 802.11g      | 6 Mbps    | 1/11         |
|                             |  | 802.11n HT20 | MCS0      | 1/11         |
|                             |  | 802.11n HT40 | MCS0      | 3/9          |
|                             | Conducted Spurious<br>Emission   | 802.11b      | 1 Mbps    | 1/6/11       |
|                             |  | 802.11g      | 6 Mbps    | 1/6/11       |
|                             |  | 802.11n HT20 | MCS0      | 1/6/11       |
|                             |  | 802.11n HT40 | MCS0      | 3/6/9        |
| Radiated<br>TCs             | Radiated Band Edge   | 802.11b      | 1 Mbps    | 1/11         |
|                             |  | 802.11g      | 6 Mbps    | 1/11         |
|                             |  | 802.11n HT20 | MCS0      | 1/11         |
|                             |  | 802.11n HT40 | MCS0      | 3/9          |
|                             | Radiated Spurious<br>Emission  | 802.11b      | 1 Mbps    | 1/6/11       |
|                             |  | 802.11g      | 6 Mbps    | 1/6/11       |
|                             |  | 802.11n HT20 | MCS0      | 1/6/11       |
|                             |  | 802.11n HT40 | MCS0      | 3/6/9        |
| AC<br>Conducted<br>Emission | Mode 1 : GSM850 Idle + Bluetooth Link + WLAN Link + Earphone + USB Cable (Charging from Adapter) |              |           |              |

## 2.4 Connection Diagram of Test System

<WLAN Tx Mode>



<AC Conducted Emission Mode>



## 2.5 Support Unit used in test configuration and system

| Item | Equipment          | Trade Name | Model Name | FCC ID      | Data Cable | Power Cord   |
|------|--------------------|------------|------------|-------------|------------|--|
| 1.   | DC Power Supply    | GWINSTEK   | GPS-3030D  | FCC DoC     | N/A        | Unshielded, 1.8 m  |
| 2.   | System Simulator   | R&S        | CMU 200    | N/A         | N/A        | Unshielded, 1.8 m  |
| 3.   | WLAN AP            | D-Link     | DIR-855    | KA2DIR855A2 | N/A        | Unshielded, 1.8 m  |
| 4.   | Notebook           | Lenovo     | G480       | FCC DoC     | N/A        | AC I/P:<br>Unshielded, 0.9 m<br>DC O/P:<br>Shielded, 1.8 m |
| 5.   | Bluetooth Earphone | Lenovo     | LBH301     | FCC DoC     | N/A        | N/A  |

## 2.6 EUT Operation Test Setup

For WLAN RF test items, the engineering test program was provided and enabled to make EUT continuous transmit/receive.

For AC power line conducted emissions, the EUT was set to connect with the WLAN AP under large package sizes transmission.



## **2.7 Measurement Results Explanation Example**

**For all conducted test items:**

The offset level is set in the spectrum analyzer to compensate the RF cable loss and attenuator factor between EUT conducted output port and spectrum analyzer. With the offset compensation, the spectrum analyzer reading level is exactly the EUT RF output level.

Example :

The spectrum analyzer offset is derived from RF cable loss and attenuator factor.

*Offset = RF cable loss + attenuator factor.*

Following shows an offset computation example with cable loss 5.6 dB and 10dB attenuator.

$$\begin{aligned} \text{Offset(dB)} &= \text{RF cable loss(dB)} + \text{attenuator factor(dB)}. \\ &= 5.6 + 10 = 15.6 \text{ (dB)} \end{aligned}$$

### 3 Test Result

#### 3.1 6dB Bandwidth Measurement

##### 3.1.1 Limit of 6dB Bandwidth

The minimum 6 dB bandwidth shall be at least 500 kHz.

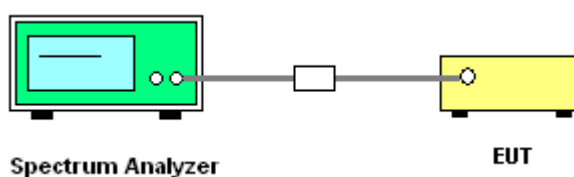
##### 3.1.2 Measuring Instruments

The measuring equipment is listed in the section 4 of this test report.

##### 3.1.3 Test Procedures

1. The testing follows FCC KDB Publication No. 558074 DTS D01 Meas. Guidance v03r01.
2. The RF output of EUT was connected to the spectrum analyzer by RF cable and attenuator. The path loss was compensated to the results for each measurement.
3. Set to the maximum power setting and enable the EUT transmit continuously.
4. Make the measurement with the spectrum analyzer's resolution bandwidth (RBW) = 100 kHz. Set the Video bandwidth (VBW) = 300 kHz. In order to make an accurate measurement. The 6 dB bandwidth must be greater than 500 kHz.
5. Measure and record the results in the test report.

##### 3.1.4 Test Setup

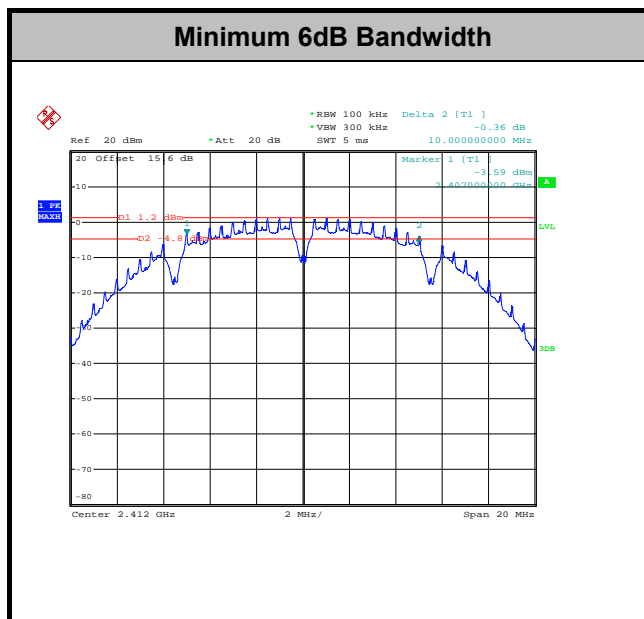




3.1.5 Test Result of 6dB Bandwidth

|                 |           |                     |         |
|-----------------|-----------|---------------------|---------|
| Test Band :     | 2.4GHz    | Temperature :       | 23~24°C |
| Test Engineer : | Adonis Li | Relative Humidity : | 47~48%  |

| Mod. | Data Rate | N <sub>TX</sub> | Channel | Freq. (MHz) | 6dB Bandwidth (MHz) | 6dB Bandwidth Min. Limit (MHz) | Pass/Fail |
|------|-----------|-----------------|---------|-------------|---------------------|--------------------------------|-----------|
| 11b  | 1Mbps     | 1               | 1       | 2412        | 10.00               | 0.5                            | Pass      |
| 11b  | 1Mbps     | 1               | 6       | 2437        | 10.04               | 0.5                            | Pass      |
| 11b  | 1Mbps     | 1               | 11      | 2462        | 10.04               | 0.5                            | Pass      |
| 11g  | 6Mbps     | 1               | 1       | 2412        | 16.32               | 0.5                            | Pass      |
| 11g  | 6Mbps     | 1               | 6       | 2437        | 16.32               | 0.5                            | Pass      |
| 11g  | 6Mbps     | 1               | 11      | 2462        | 16.32               | 0.5                            | Pass      |
| HT20 | MCS0      | 1               | 1       | 2412        | 17.60               | 0.5                            | Pass      |
| HT20 | MCS0      | 1               | 6       | 2437        | 17.60               | 0.5                            | Pass      |
| HT20 | MCS0      | 1               | 11      | 2462        | 17.56               | 0.5                            | Pass      |
| HT40 | MCS0      | 1               | 3       | 2422        | 35.92               | 0.5                            | Pass      |
| HT40 | MCS0      | 1               | 6       | 2437        | 35.72               | 0.5                            | Pass      |
| HT40 | MCS0      | 1               | 9       | 2452        | 36.00               | 0.5                            | Pass      |



## 3.2 Output Power Measurement

### 3.2.1 Limit of Output Power

For systems using digital modulation in the 2400-2483.5MHz, the limit for peak output power is 30dBm. If transmitting Antenna of directional gain greater than 6dBi are used the peak output power from the intentional radiator shall be reduced below the above stated value by the amount in dB that the directional gain of the Antenna exceeds 6 dBi. In case of point-to-point operation, the limit has to be reduced by 1dB for every 3dB that the directional gain of the Antenna exceeds 6dBi.

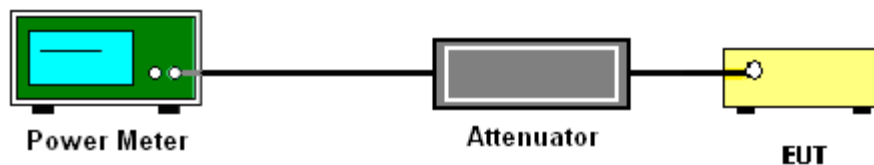
### 3.2.2 Measuring Instruments

The measuring equipment is listed in the section 4 of this test report.

### 3.2.3 Test Procedures

1. The testing follows the Measurement Procedure of FCC KDB No. 558074 DTS D01 Meas. Guidance v03r01.
2. The RF output of EUT was connected to the power meter by RF cable and attenuator. The path loss was compensated to the results for each measurement.
3. Set to the maximum power setting and enable the EUT transmit continuously.
4. Measure the conducted output power and record the results in the test report.

### 3.2.4 Test Setup





3.2.5 Test Result of Peak Output Power

|                 |           |                     |         |
|-----------------|-----------|---------------------|---------|
| Test Mode :     | 2.4GHz    | Temperature :       | 23~24°C |
| Test Engineer : | Adonis Li | Relative Humidity : | 47~48%  |

| Mod. | Data Rate | N <sub>TX</sub> | Channel | Freq. (MHz) | RF Output Power (dBm) | Power Limit (dBm) | DG (dBi) | Pass/Fail |
|------|-----------|-----------------|---------|-------------|-----------------------|-------------------|----------|-----------|
| 11b  | 1Mbps     | 1               | 1       | 2412        | 13.16                 | 30                | -0.58    | Pass      |
| 11b  | 1Mbps     | 1               | 6       | 2437        | 13.27                 | 30                | -0.58    | Pass      |
| 11b  | 1Mbps     | 1               | 11      | 2462        | 13.71                 | 30                | -0.58    | Pass      |
| 11g  | 6Mbps     | 1               | 1       | 2412        | 19.11                 | 30                | -0.58    | Pass      |
| 11g  | 6Mbps     | 1               | 6       | 2437        | 18.69                 | 30                | -0.58    | Pass      |
| 11g  | 6Mbps     | 1               | 11      | 2462        | 19.08                 | 30                | -0.58    | Pass      |
| HT20 | MCS0      | 1               | 1       | 2412        | 17.63                 | 30                | -0.58    | Pass      |
| HT20 | MCS0      | 1               | 6       | 2437        | 17.58                 | 30                | -0.58    | Pass      |
| HT20 | MCS0      | 1               | 11      | 2462        | 17.66                 | 30                | -0.58    | Pass      |
| HT40 | MCS0      | 1               | 3       | 2422        | 15.96                 | 30                | -0.58    | Pass      |
| HT40 | MCS0      | 1               | 6       | 2437        | 14.30                 | 30                | -0.58    | Pass      |
| HT40 | MCS0      | 1               | 9       | 2452        | 13.92                 | 30                | -0.58    | Pass      |

Note: Measured power (dBm) has offset with cable loss.





3.2.6 Test Result of Average output Power (Reporting Only)

|                 |           |                     |         |
|-----------------|-----------|---------------------|---------|
| Test Mode :     | 2.4GHz    | Temperature :       | 23~24°C |
| Test Engineer : | Adonis Li | Relative Humidity : | 47~48%  |

| Mod. | Data Rate | N <sub>TX</sub> | Channel | Freq. (MHz) | Duty Factor (dB) | Average Output Power (dBm) | Power Limit (dBm) | DG (dBi) | Pass/Fail |
|------|-----------|-----------------|---------|-------------|------------------|----------------------------|-------------------|----------|-----------|
| 11b  | 1Mbps     | 1               | 1       | 2412        | 0.09             | 11.30                      | 30                | -0.58    | Pass      |
| 11b  | 1Mbps     | 1               | 6       | 2437        | 0.09             | 11.35                      | 30                | -0.58    | Pass      |
| 11b  | 1Mbps     | 1               | 11      | 2462        | 0.09             | 11.59                      | 30                | -0.58    | Pass      |
| 11g  | 6Mbps     | 1               | 1       | 2412        | 0.50             | 9.12                       | 30                | -0.58    | Pass      |
| 11g  | 6Mbps     | 1               | 6       | 2437        | 0.50             | 9.18                       | 30                | -0.58    | Pass      |
| 11g  | 6Mbps     | 1               | 11      | 2462        | 0.50             | 9.28                       | 30                | -0.58    | Pass      |
| HT20 | MCS0      | 1               | 1       | 2412        | 0.54             | 7.52                       | 30                | -0.58    | Pass      |
| HT20 | MCS0      | 1               | 6       | 2437        | 0.54             | 7.05                       | 30                | -0.58    | Pass      |
| HT20 | MCS0      | 1               | 11      | 2462        | 0.54             | 7.66                       | 30                | -0.58    | Pass      |
| HT40 | MCS0      | 1               | 3       | 2422        | 0.99             | 3.62                       | 30                | -0.58    | Pass      |
| HT40 | MCS0      | 1               | 6       | 2437        | 0.99             | 2.95                       | 30                | -0.58    | Pass      |
| HT40 | MCS0      | 1               | 9       | 2452        | 0.99             | 2.79                       | 30                | -0.58    | Pass      |

Note: Measured power (dBm) has offset with cable loss and duty factor.

### 3.3 Power Spectral Density Measurement

#### 3.3.1 Limit of Power Spectral Density

The peak power spectral density shall not be greater than 8dBm in any 3kHz band at any time interval of continuous transmission.

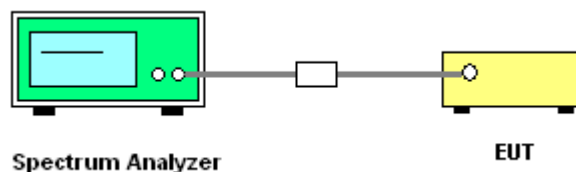
#### 3.3.2 Measuring Instruments

The measuring equipment is listed in the section 4 of this test report.

#### 3.3.3 Test Procedures

1. The testing follows Measurement Procedure 10.2 Method PKPSD of FCC KDB Publication No. 558074 D01 DTS Meas. Guidance v03r01
2. The RF output of EUT was connected to the spectrum analyzer by RF cable and attenuator. The path loss was compensated to the results for each measurement.
3. Set to the maximum power setting and enable the EUT transmit continuously.
4. Make the measurement with the spectrum analyzer's resolution bandwidth (RBW) = 3 kHz. Video bandwidth VBW = 10 kHz In order to make an accurate measurement, set the span to 1.5 times DTS Channel Bandwidth. (6dB BW)
5. Detector = peak, Sweep time = auto couple, Trace mode = max hold, Allow trace to fully stabilize. Use the peak marker function to determine the maximum power level.
6. Measure and record the results in the test report.

#### 3.3.4 Test Setup

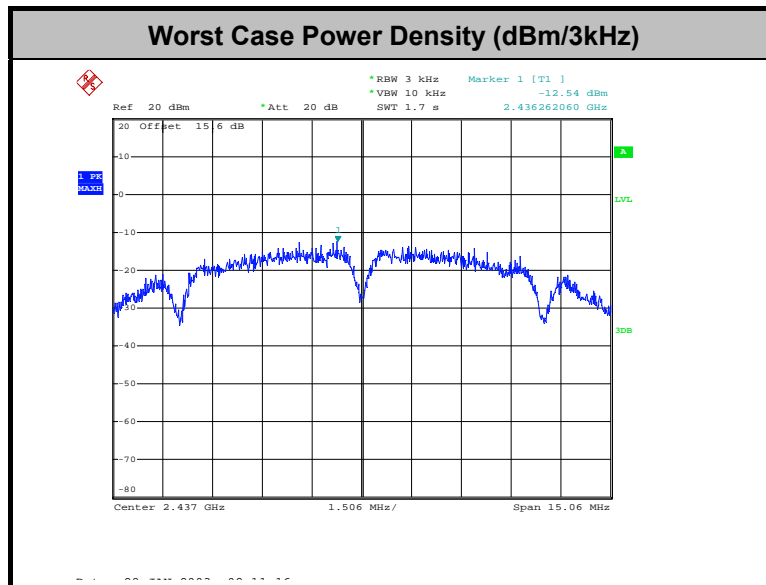


3.3.5 Test Result of Power Spectral Density

|                 |           |                     |         |
|-----------------|-----------|---------------------|---------|
| Test Mode :     | 2.4GHz    | Temperature :       | 23~24°C |
| Test Engineer : | Adonis Li | Relative Humidity : | 47~48%  |

| Mod. | Data Rate | N <sub>TX</sub> | Channel | Freq. (MHz) | Peak Power Density (dBm/3kHz) | Max. Limits (dBm/3kHz) | DG (dBi) | Pass/Fail |
|------|-----------|-----------------|---------|-------------|-------------------------------|------------------------|----------|-----------|
| 11b  | 1Mbps     | 1               | 1       | 2412        | -13.31                        | 8                      | -0.58    | Pass      |
| 11b  | 1Mbps     | 1               | 6       | 2437        | -12.54                        | 8                      | -0.58    | Pass      |
| 11b  | 1Mbps     | 1               | 11      | 2462        | -13.03                        | 8                      | -0.58    | Pass      |
| 11g  | 6Mbps     | 1               | 1       | 2412        | -17.43                        | 8                      | -0.58    | Pass      |
| 11g  | 6Mbps     | 1               | 6       | 2437        | -17.93                        | 8                      | -0.58    | Pass      |
| 11g  | 6Mbps     | 1               | 11      | 2462        | -17.70                        | 8                      | -0.58    | Pass      |
| HT20 | MCS0      | 1               | 1       | 2412        | -19.73                        | 8                      | -0.58    | Pass      |
| HT20 | MCS0      | 1               | 6       | 2437        | -18.84                        | 8                      | -0.58    | Pass      |
| HT20 | MCS0      | 1               | 11      | 2462        | -19.16                        | 8                      | -0.58    | Pass      |
| HT40 | MCS0      | 1               | 3       | 2422        | -24.96                        | 8                      | -0.58    | Pass      |
| HT40 | MCS0      | 1               | 6       | 2437        | -26.85                        | 8                      | -0.58    | Pass      |
| HT40 | MCS0      | 1               | 9       | 2452        | -26.85                        | 8                      | -0.58    | Pass      |

Note: Measured power density (dBm) has offset with cable loss.



## 3.4 Conducted Band Edges and Spurious Emission Measurement

### 3.4.1 Limit of Conducted Band Edges and Spurious Emission Measurement

In any 100 kHz bandwidth outside of the authorized frequency band, the emissions which fall in the non-restricted bands shall be attenuated at least 20 dB / 30dB relative to the maximum PSD level in 100 kHz by RF conducted measurement and radiated emissions which fall in the restricted bands, as defined in Section 15.205(a), must also comply with the radiated emission limits specified in Section 15.209(a).

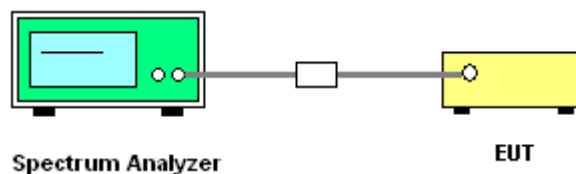
### 3.4.2 Measuring Instruments

The measuring equipment is listed in the section 4 of this test report.

### 3.4.3 Test Procedures

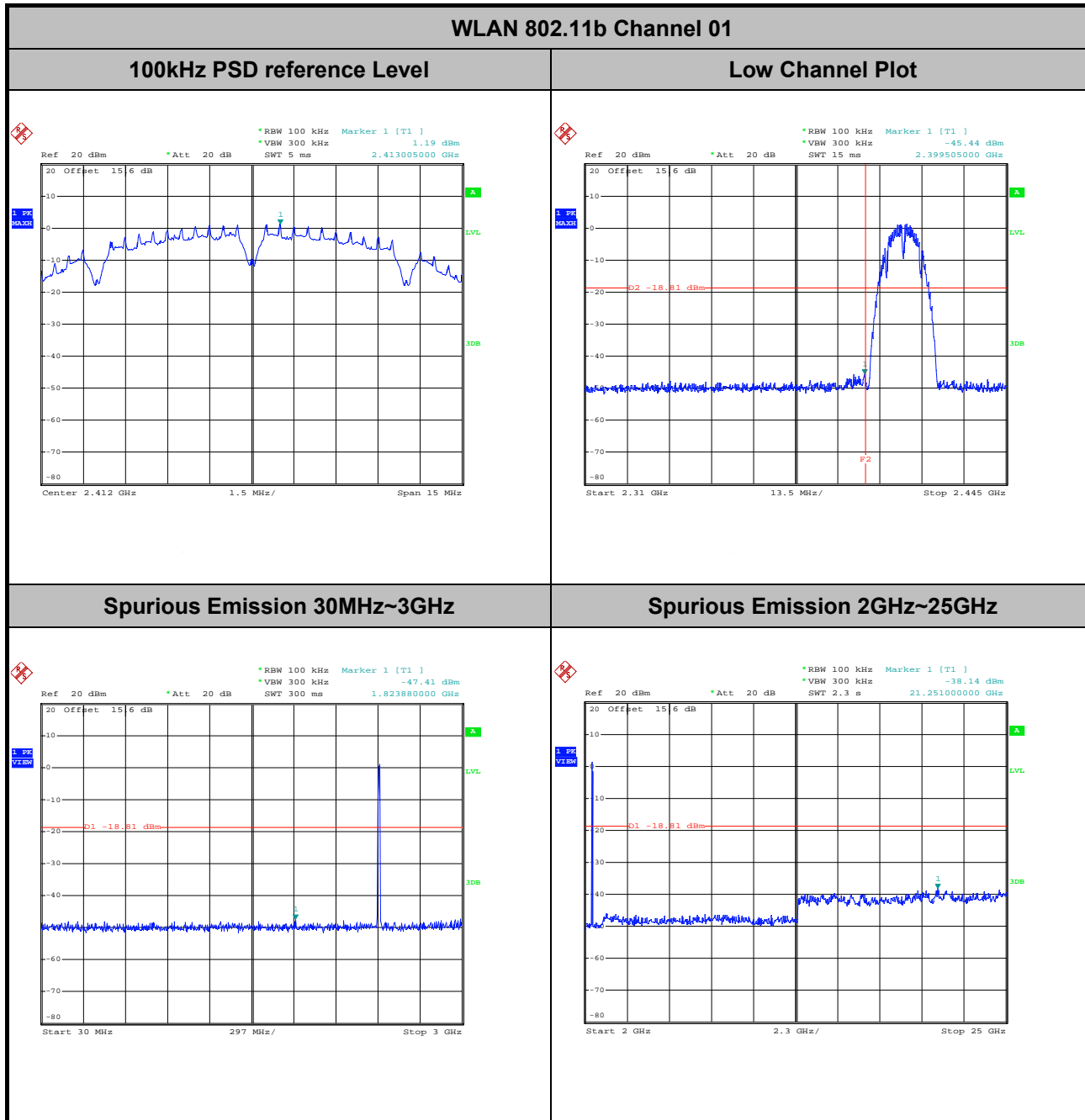
1. The testing follows FCC KDB Publication No. 558074 D01 DTS Meas. Guidance v03r01.
2. The RF output of EUT was connected to the spectrum analyzer by RF cable and attenuator. The path loss was compensated to the results for each measurement.
3. Set to the maximum power setting and enable the EUT transmit continuously.
4. Set RBW = 100 kHz, VBW=300 kHz, Peak Detector. Unwanted Emissions measured in any 100 kHz bandwidth outside of the authorized frequency band shall be attenuated by at least 20 dB relative to the maximum in-band peak PSD level in 100 kHz when maximum peak conducted output power procedure is used. If the transmitter complies with the conducted power limits based on the use of RMS averaging over a time interval, the attenuation required under this paragraph shall be 30 dB instead of 20 dB per 15.247(d).
5. Measure and record the results in the test report.
6. The RF fundamental frequency should be excluded against the limit line in the operating frequency band.

### 3.4.4 Test Setup



### 3.4.5 Test Result of Conducted Band Edges and Spurious Emission

|                |            |                     |           |
|----------------|------------|---------------------|-----------|
| Test Mode :    | 802.11b    | Temperature :       | 23~24°C   |
| Test Band :    | 2.4GHz Low | Relative Humidity : | 47~48%    |
| Test Channel : | 01         | Test Engineer :     | Adonis Li |


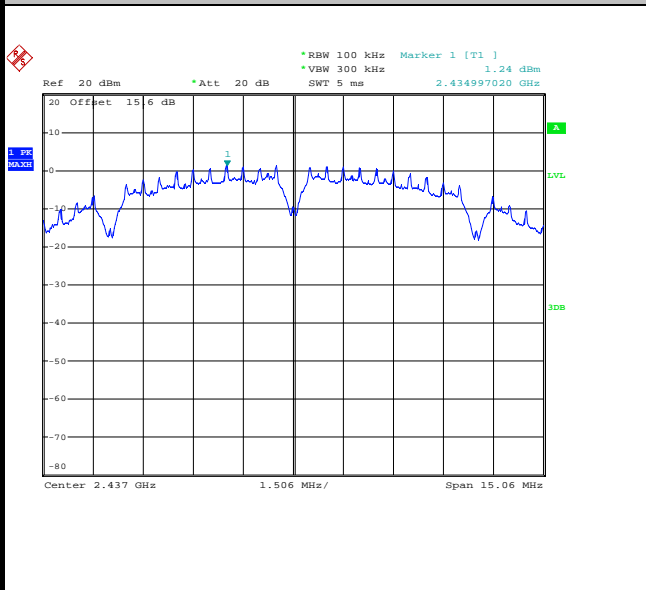




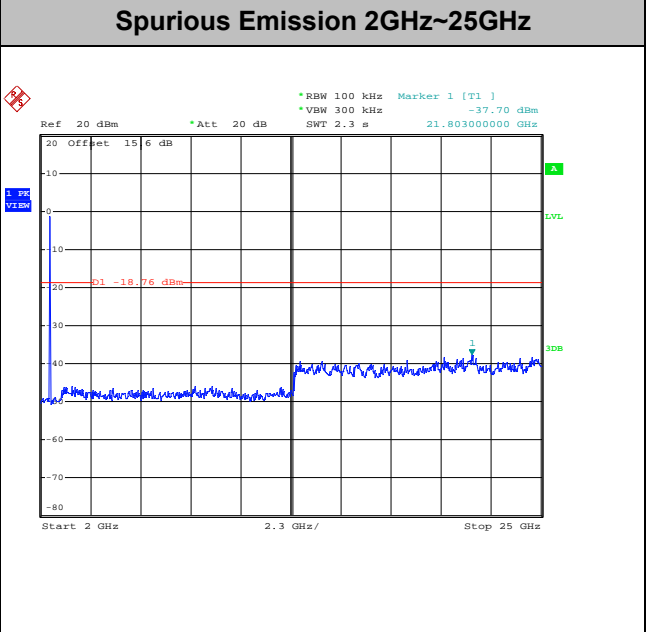
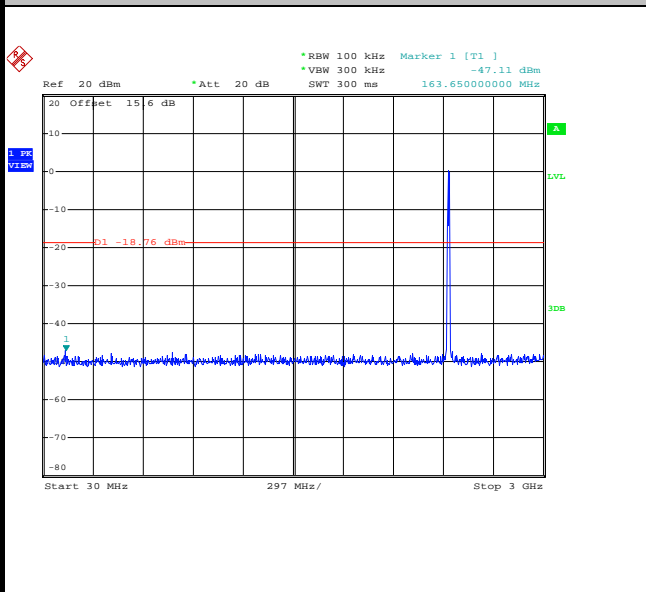
|                |            |                     |           |
|----------------|------------|---------------------|-----------|
| Test Mode :    | 802.11b    | Temperature :       | 23~24°C   |
| Test Band :    | 2.4GHz Mid | Relative Humidity : | 47~48%    |
| Test Channel : | 06         | Test Engineer :     | Adonis Li |

WLAN 802.11b Channel 06

100kHz PSD reference Level



Spurious Emission 30MHz~3GHz

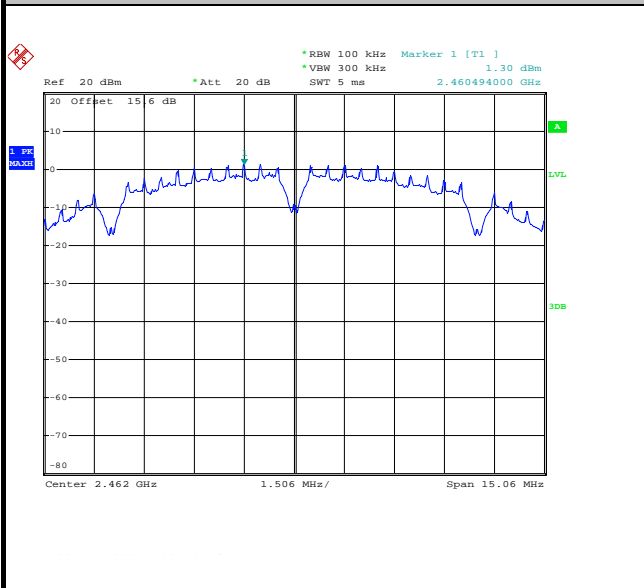




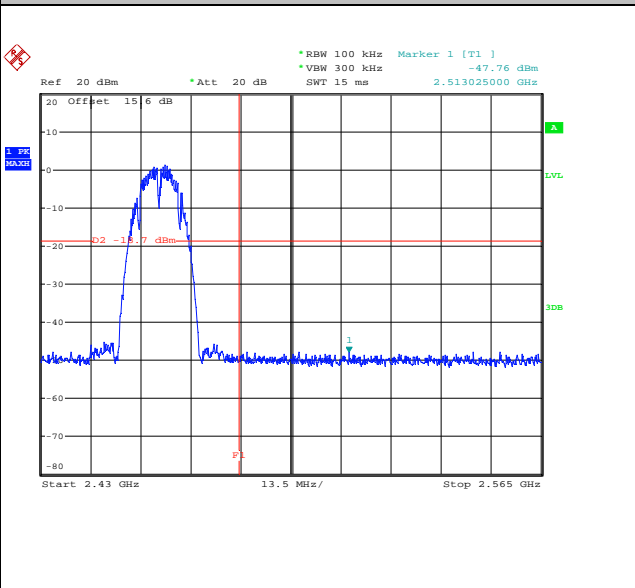
|                |             |                     |           |
|----------------|-------------|---------------------|-----------|
| Test Mode :    | 802.11b     | Temperature :       | 23~24°C   |
| Test Band :    | 2.4GHz High | Relative Humidity : | 47~48%    |
| Test Channel : | 11          | Test Engineer :     | Adonis Li |

WLAN 802.11b Channel 11

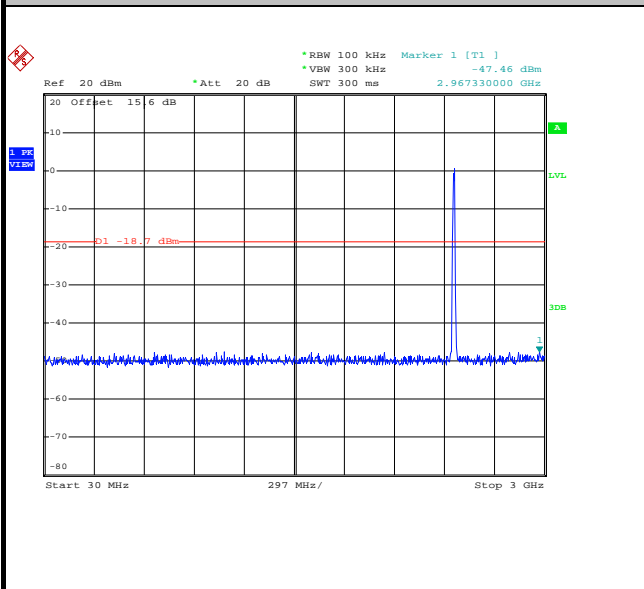
100kHz PSD reference Level



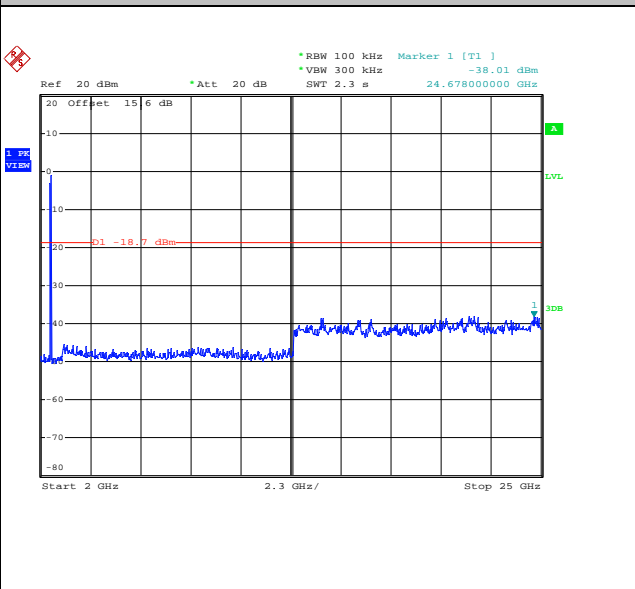
High Channel Plot



Spurious Emission 30MHz~3GHz



Spurious Emission 2GHz~25GHz

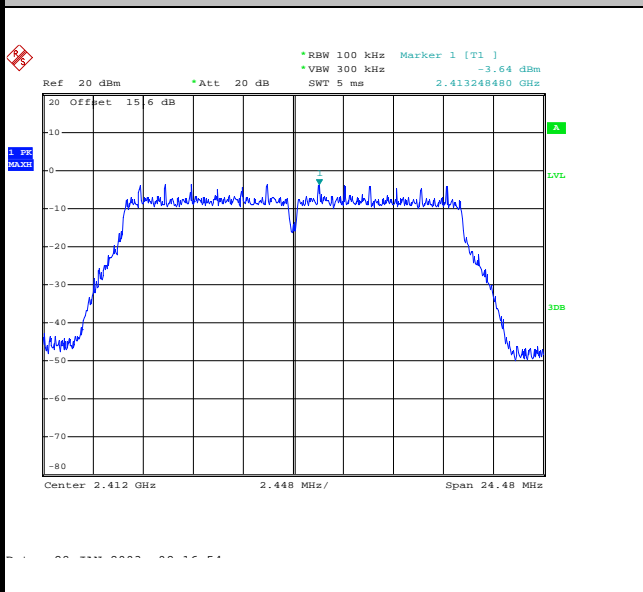




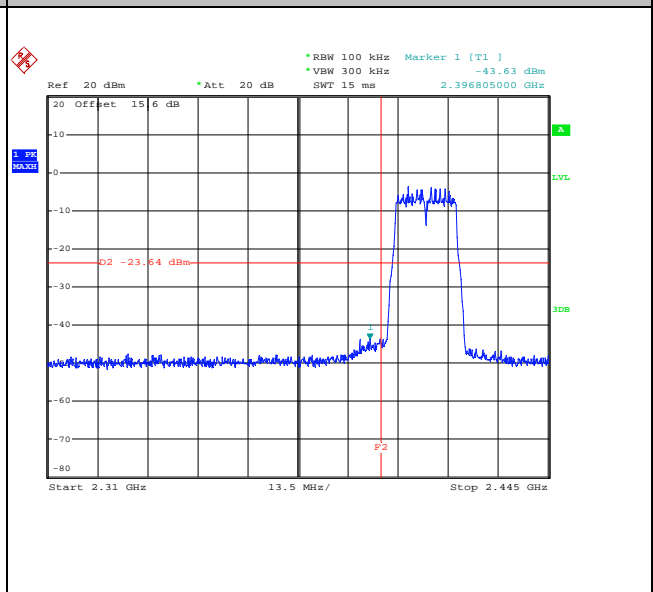
|                |            |                     |           |
|----------------|------------|---------------------|-----------|
| Test Mode :    | 802.11g    | Temperature :       | 23~24°C   |
| Test Band :    | 2.4GHz Low | Relative Humidity : | 47~48%    |
| Test Channel : | 01         | Test Engineer :     | Adonis Li |

WLAN 802.11g Channel 01

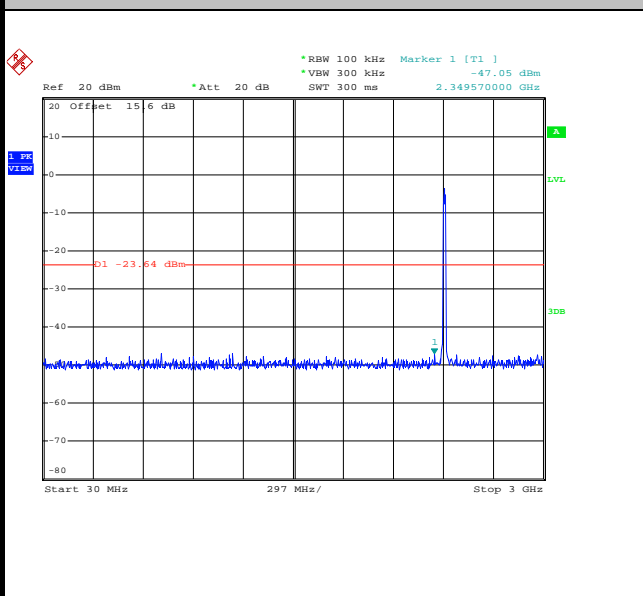
100kHz PSD reference Level



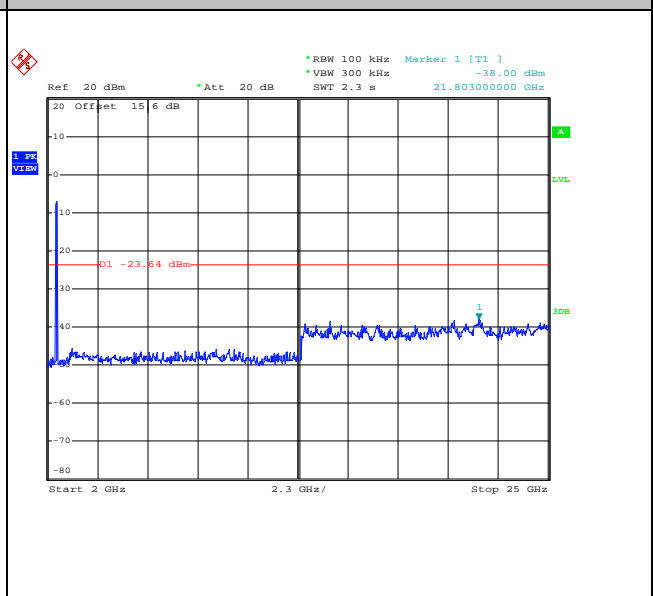
Low Channel Plot



Spurious Emission 30MHz~3GHz



Spurious Emission 2GHz~25GHz



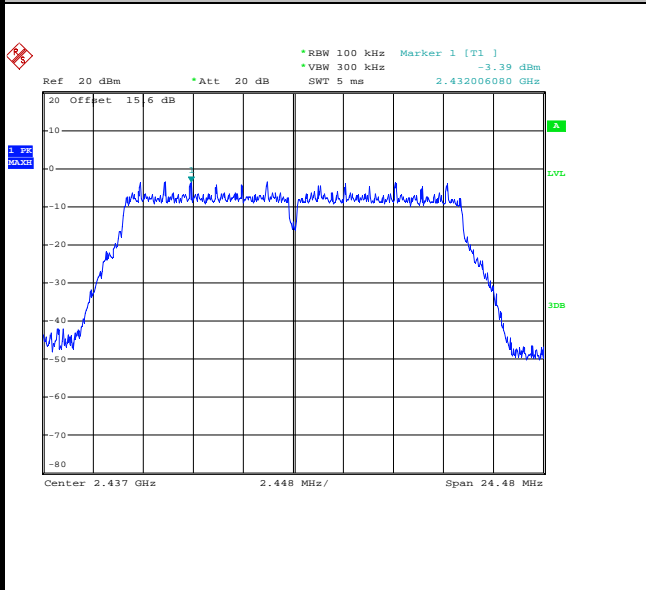




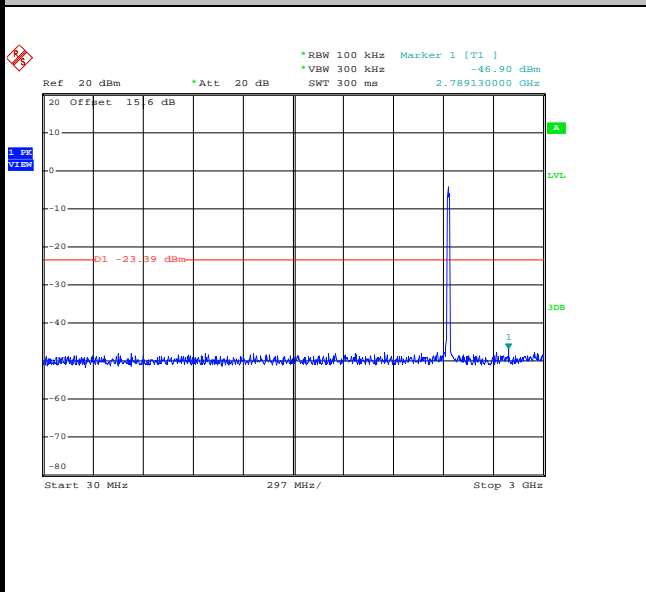
|                |            |                     |           |
|----------------|------------|---------------------|-----------|
| Test Mode :    | 802.11g    | Temperature :       | 23~24°C   |
| Test Band :    | 2.4GHz Mid | Relative Humidity : | 47~48%    |
| Test Channel : | 06         | Test Engineer :     | Adonis Li |

WLAN 802.11g Channel 06

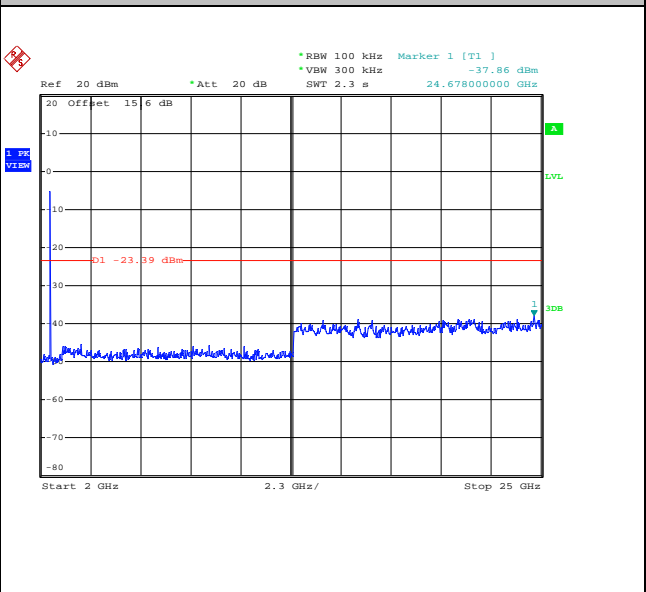
100kHz PSD reference Level



Spurious Emission 30MHz~3GHz



Spurious Emission 2GHz~25GHz

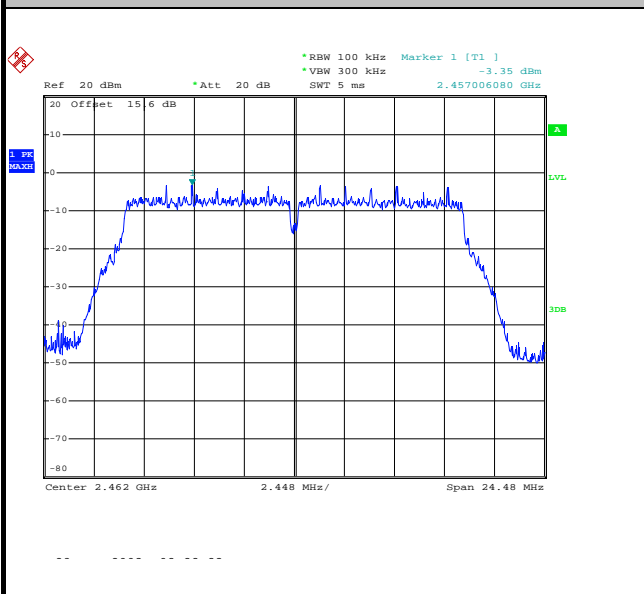




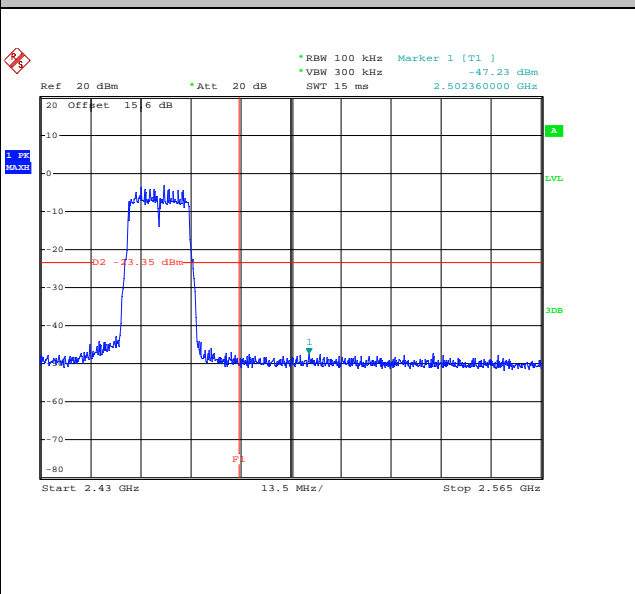
|                |             |                     |           |
|----------------|-------------|---------------------|-----------|
| Test Mode :    | 802.11g     | Temperature :       | 23~24°C   |
| Test Band :    | 2.4GHz High | Relative Humidity : | 47~48%    |
| Test Channel : | 11          | Test Engineer :     | Adonis Li |

WLAN 802.11g Channel 11

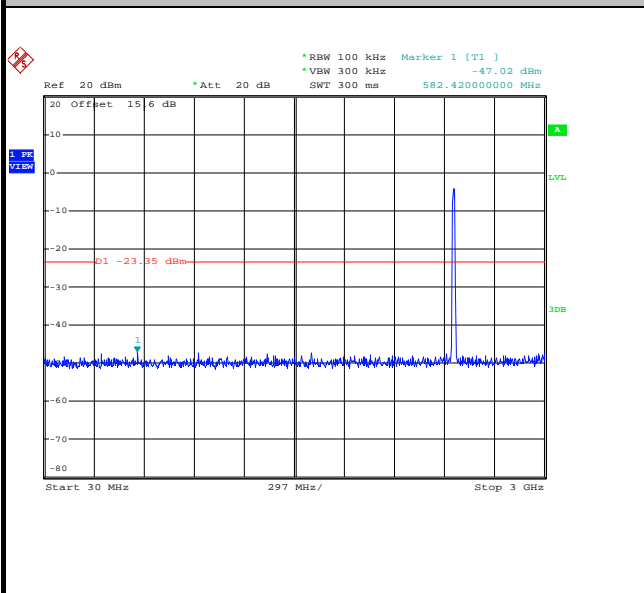
100kHz PSD reference Level



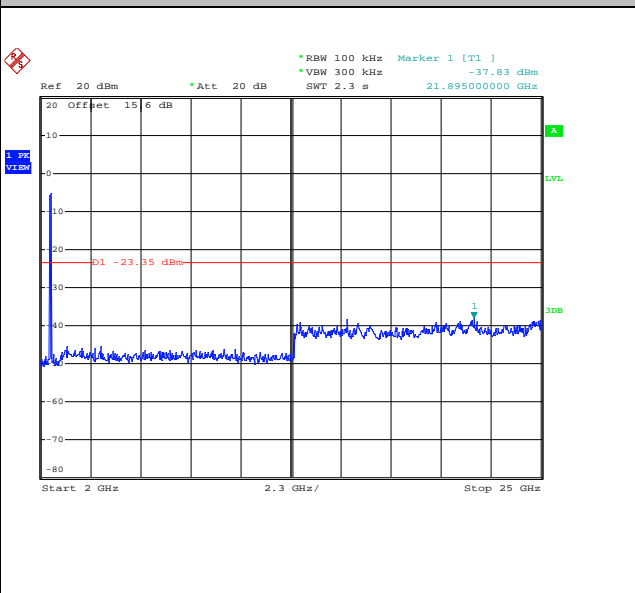
High Channel Plot



Spurious Emission 30MHz~3GHz

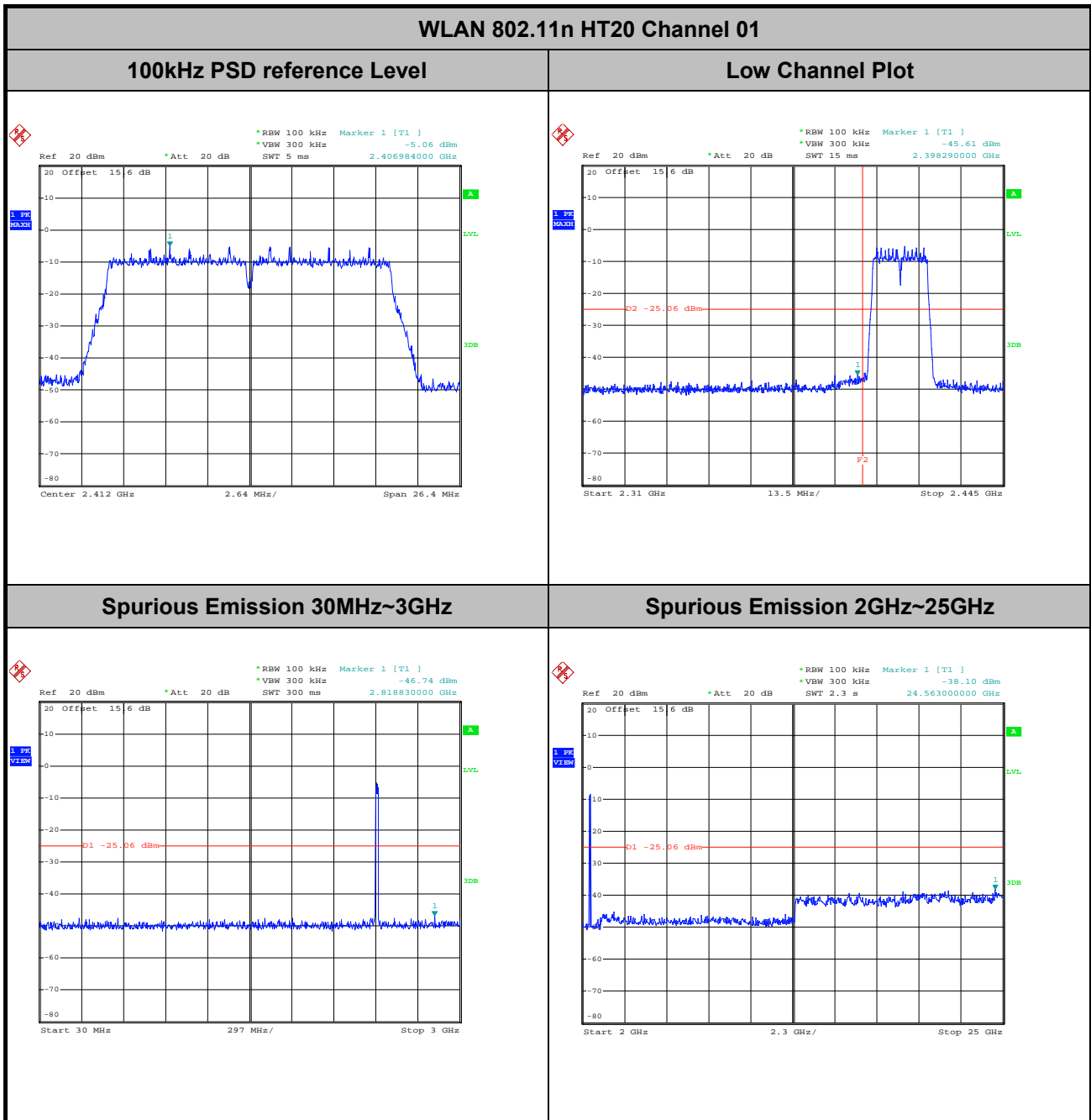


Spurious Emission 2GHz~25GHz





|                |              |                     |           |
|----------------|--------------|---------------------|-----------|
| Test Mode :    | 802.11n HT20 | Temperature :       | 23~24°C   |
| Test Band :    | 2.4GHz Low   | Relative Humidity : | 47~48%    |
| Test Channel : | 01           | Test Engineer :     | Adonis Li |

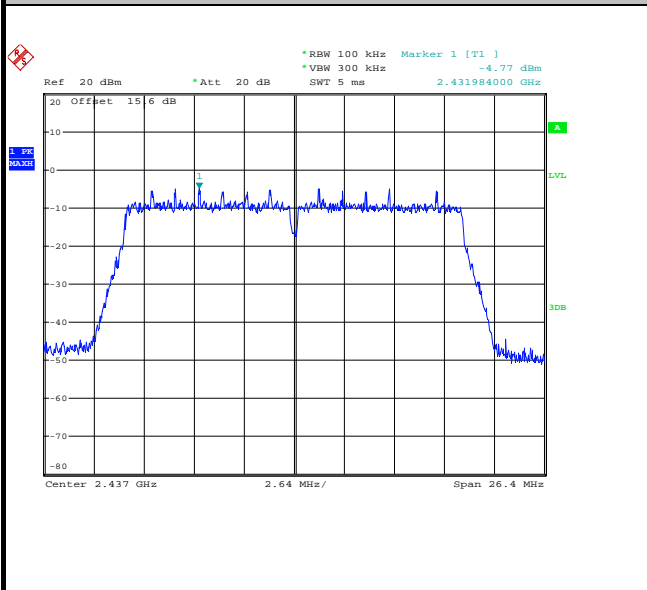




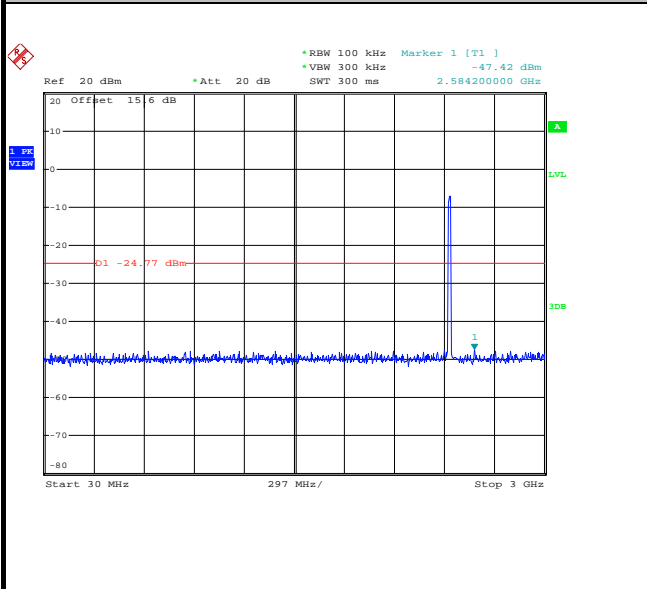
|                |              |                     |           |
|----------------|--------------|---------------------|-----------|
| Test Mode :    | 802.11n HT20 | Temperature :       | 23~24°C   |
| Test Band :    | 2.4GHz Mid   | Relative Humidity : | 47~48%    |
| Test Channel : | 06           | Test Engineer :     | Adonis Li |

WLAN 802.11n HT20 Channel 06

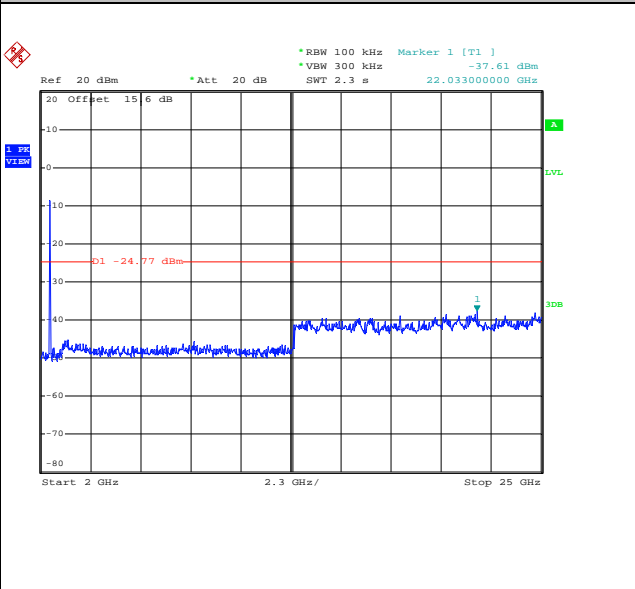
100kHz PSD reference Level



Spurious Emission 30MHz~3GHz

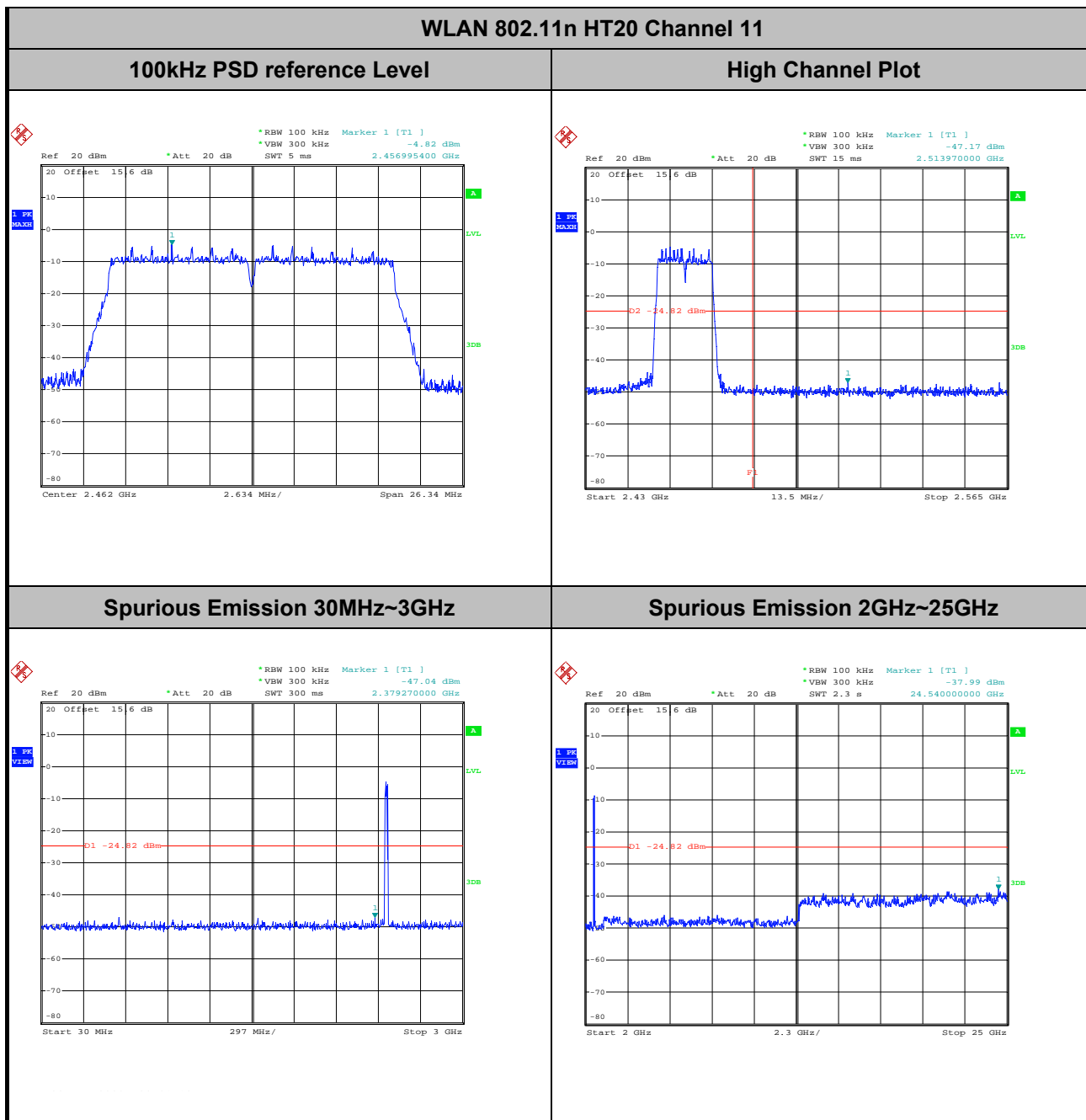


Spurious Emission 2GHz~25GHz





|                |              |                     |           |
|----------------|--------------|---------------------|-----------|
| Test Mode :    | 802.11n HT20 | Temperature :       | 23~24°C   |
| Test Band :    | 2.4GHz High  | Relative Humidity : | 47~48%    |
| Test Channel : | 11           | Test Engineer :     | Adonis Li |

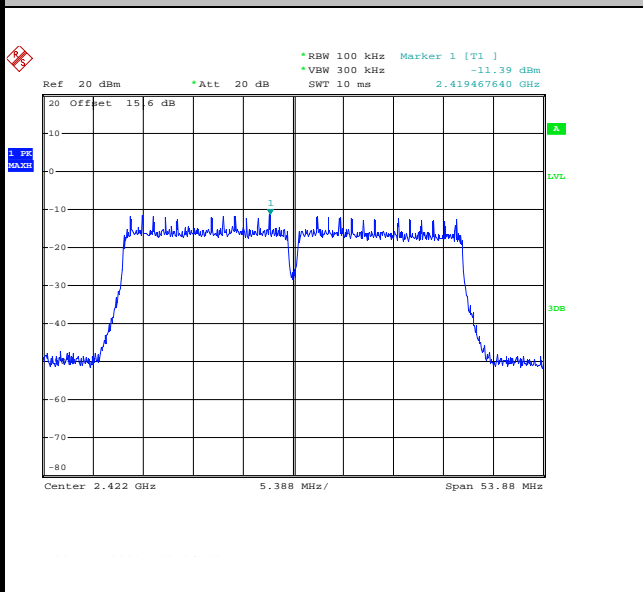




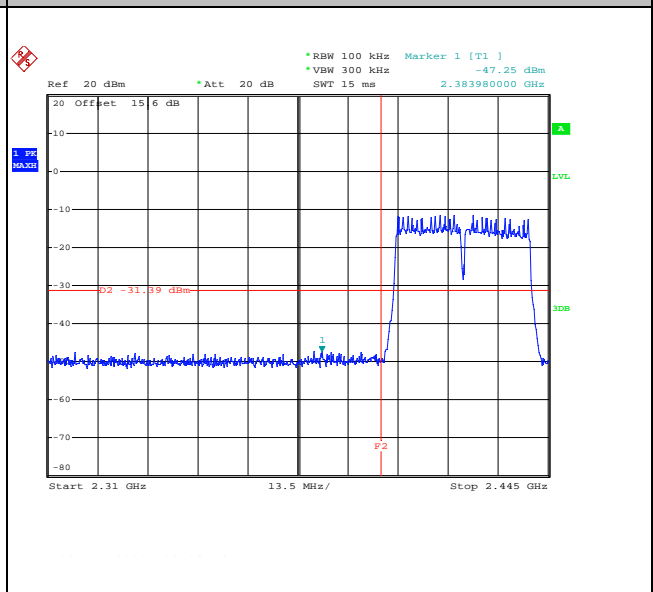
|                |              |                     |           |
|----------------|--------------|---------------------|-----------|
| Test Mode :    | 802.11n HT40 | Temperature :       | 23~24°C   |
| Test Band :    | 2.4GHz Low   | Relative Humidity : | 47~48%    |
| Test Channel : | 03           | Test Engineer :     | Adonis Li |

WLAN 802.11n HT40 Channel 03

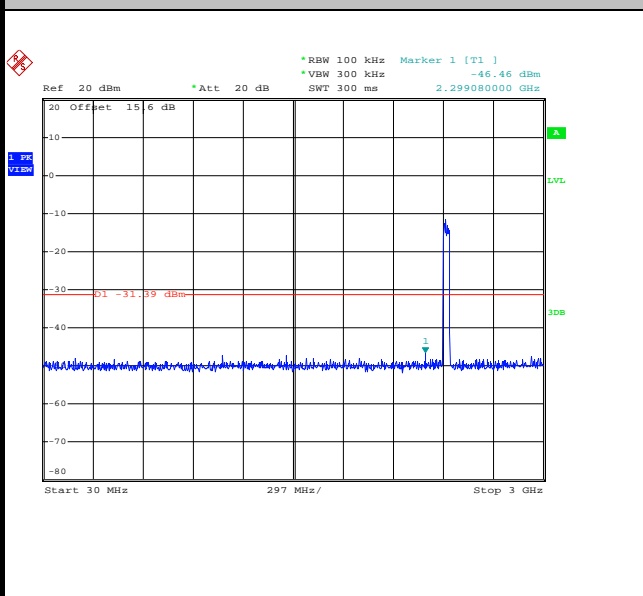
100kHz PSD reference Level



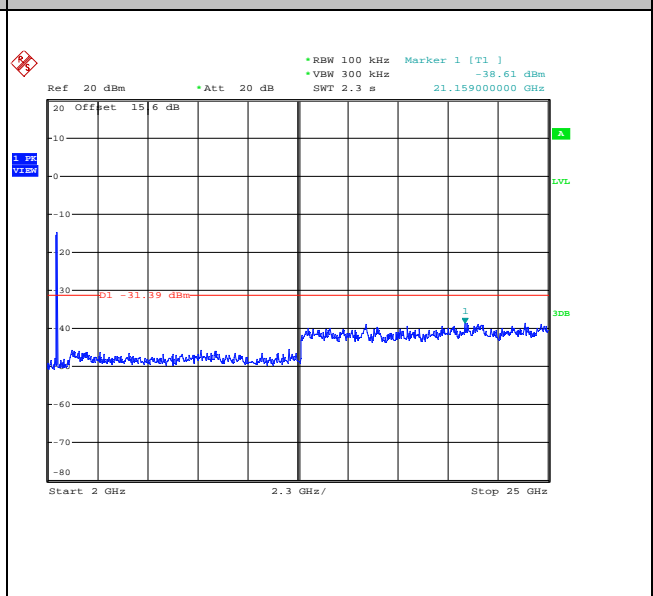
Low Channel Plot



Spurious Emission 30MHz~3GHz



Spurious Emission 2GHz~25GHz

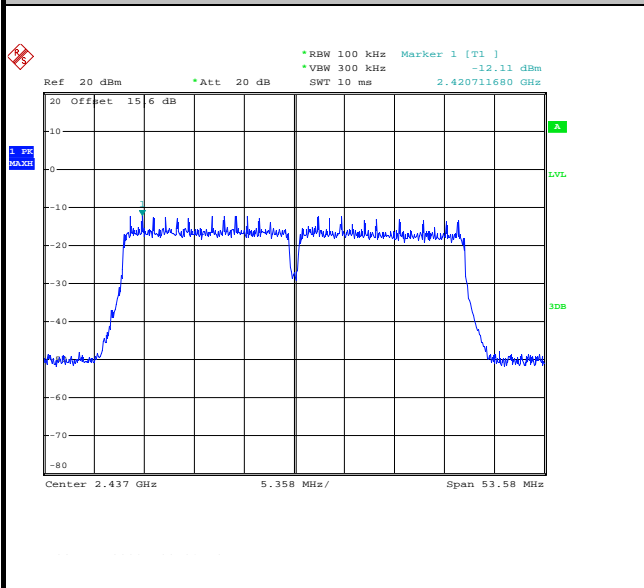




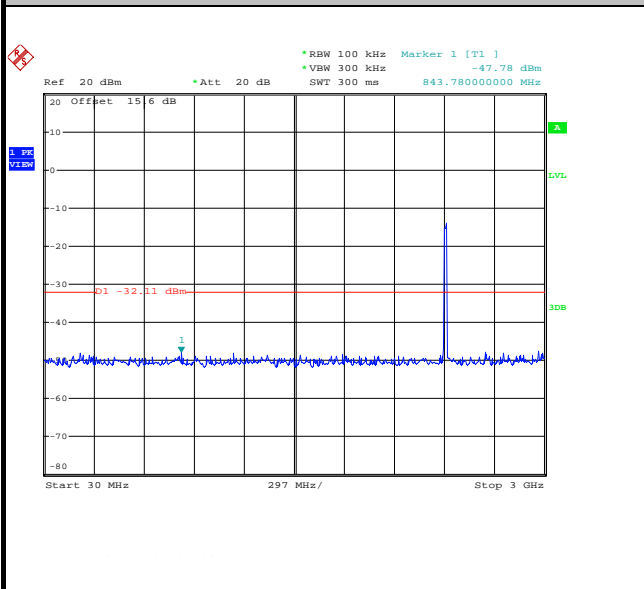
|                |              |                     |           |
|----------------|--------------|---------------------|-----------|
| Test Mode :    | 802.11n HT40 | Temperature :       | 23~24°C   |
| Test Band :    | 2.4GHz Mid   | Relative Humidity : | 47~48%    |
| Test Channel : | 06           | Test Engineer :     | Adonis Li |

WLAN 802.11n HT40 Channel 06

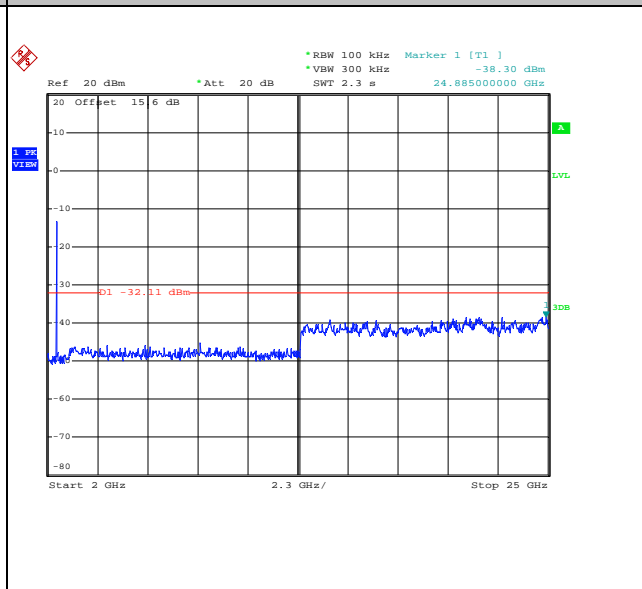
100kHz PSD reference Level



Spurious Emission 30MHz~3GHz



Spurious Emission 2GHz~25GHz

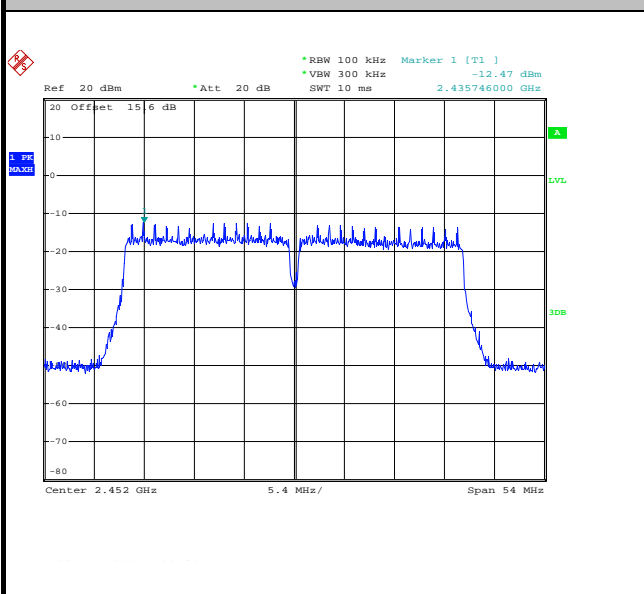




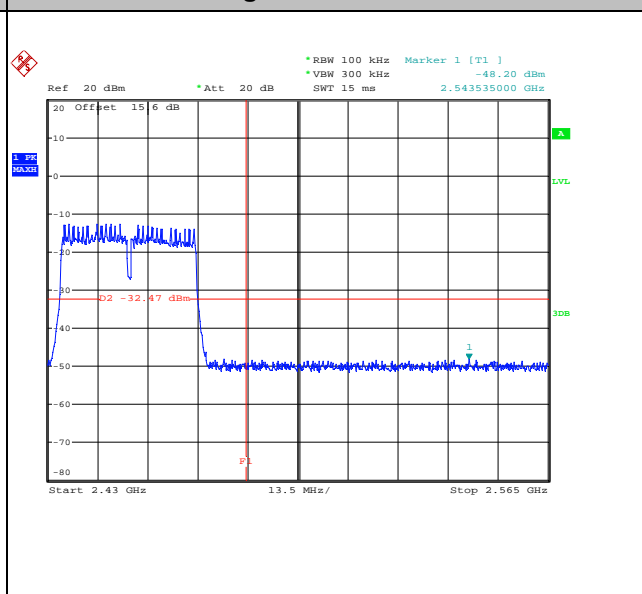
|                |              |                     |           |
|----------------|--------------|---------------------|-----------|
| Test Mode :    | 802.11n HT40 | Temperature :       | 23~24°C   |
| Test Band :    | 2.4GHz High  | Relative Humidity : | 47~48%    |
| Test Channel : | 09           | Test Engineer :     | Adonis Li |

WLAN 802.11n HT40 Channel 09

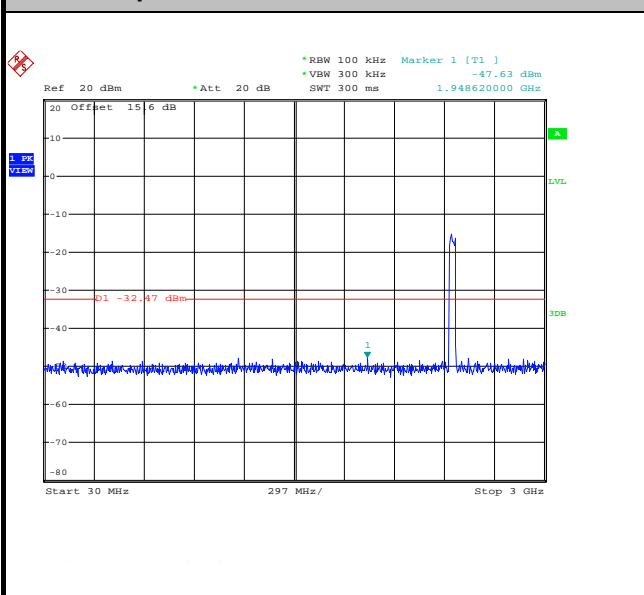
100kHz PSD reference Level



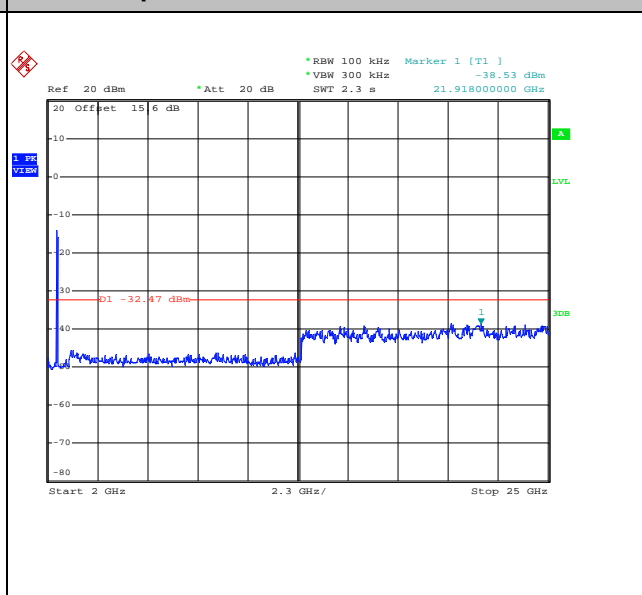
High Channel Plot



Spurious Emission 30MHz~3GHz



Spurious Emission 2GHz~25GHz





### 3.5 Radiated Band Edges and Spurious Emission Measurement

#### 3.5.1 Limit of Radiated band edge and Spurious Emission Measurement

In any 100 kHz bandwidth outside the intentional radiator frequency band, all harmonics/spurious must be at least 20 dB below the highest emission level within the authorized band. If the output power of this device was measured by spectrum analyzer, the attenuation under this paragraph shall be 30 dB instead of 20 dB. In addition, radiated emissions which fall in the restricted bands must also comply with the FCC section 15.209 limits as below.

| Frequency<br>(MHz) | Field Strength<br>(microvolts/meter) | Measurement Distance<br>(meters) |
|--------------------|--------------------------------------|----------------------------------|
| 0.009 – 0.490      | 2400/F(kHz)                          | 300                              |
| 0.490 – 1.705      | 24000/F(kHz)                         | 30                               |
| 1.705 – 30.0       | 30                                   | 30                               |
| 30 – 88            | 100                                  | 3                                |
| 88 – 216           | 150                                  | 3                                |
| 216 - 960          | 200                                  | 3                                |
| Above 960          | 500                                  | 3                                |

#### 3.5.2 Measuring Instruments

The measuring equipment is listed in the section 4 of this test report.

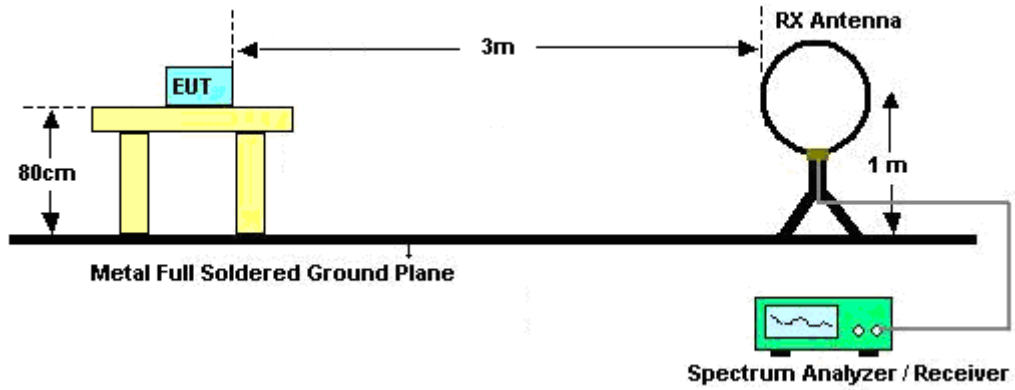
**3.5.3 Test Procedures**

1. The testing follows FCC KDB Publication No. 558074 D01 DTS Meas. Guidance v03r01.
2. The EUT was arranged to its worst case and then tune the antenna tower (from 1 m to 4 m) and turntable (from 0 degree to 360 degrees) to find the maximum reading. A pre-amp and a high pass filter are used for the test in order to get better signal level.
3. The EUT was placed on a turntable with 0.8 meter above ground.
4. The EUT was set 3 meters from the interference receiving antenna, which was mounted on the top of a variable height antenna tower.
5. Corrected Reading: Antenna Factor + Cable Loss + Read Level - Preamp Factor = Level
6. For measurement below 1GHz, If the emission level of the EUT measured by the peak detector is 3 dB lower than the applicable limit, the peak emission level will be reported. Otherwise, the emission measurement will be repeated using the quasi-peak detector and reported.
7. Use the following spectrum analyzer settings:
  - (1) Span shall wide enough to fully capture the emission being measured;
  - (2) Set RBW=100 kHz for  $f < 1$  GHz;  $VBW \geq RBW$ ; Sweep = auto; Detector function = peak; Trace = max hold;
  - (3) Set RBW = 1 MHz, VBW= 3MHz for  $f \geq 1$  GHz for peak measurement.  
 For average measurement:
    - $VBW = 10$  Hz, when duty cycle is no less than 98 percent.
    - $VBW \geq 1/T$ , when duty cycle is less than 98 percent where T is the minimum transmission duration over which the transmitter is on and is transmitting at its maximum power control level for the tested mode of operation.

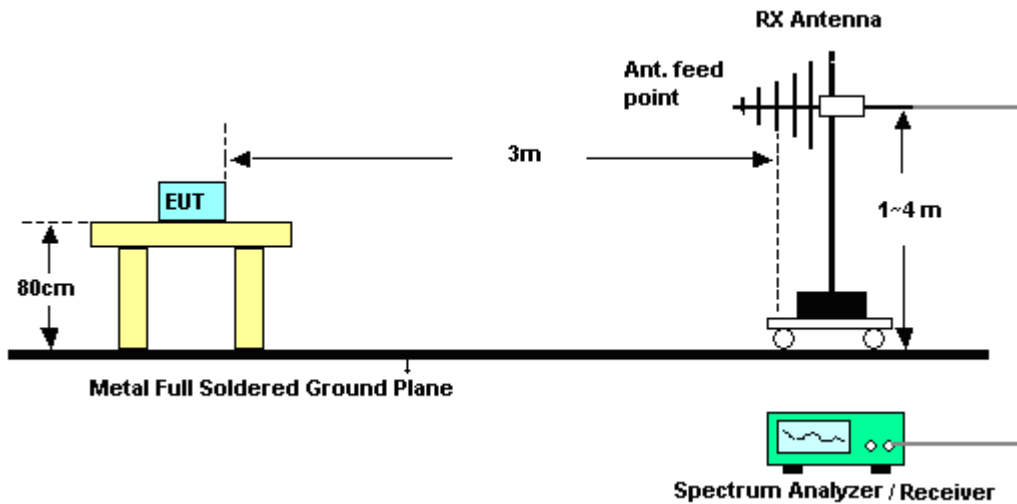
| Band                | Duty Cycle(%) | T(ms) | 1/T(kHz) | VBW Setting |
|---------------------|---------------|-------|----------|-------------|
| 802.11b             | 98.027        | -     | -        | 10Hz        |
| 802.11g             | 89.144        | 1.396 | 0.716    | 1kHz        |
| 2.4GHz 802.11n HT20 | 88.283        | 1.296 | 0.772    | 1kHz        |
| 2.4GHz 802.11n HT40 | 79.612        | 0.656 | 1.524    | 3kHz        |

### 3.5.4 Test Setup

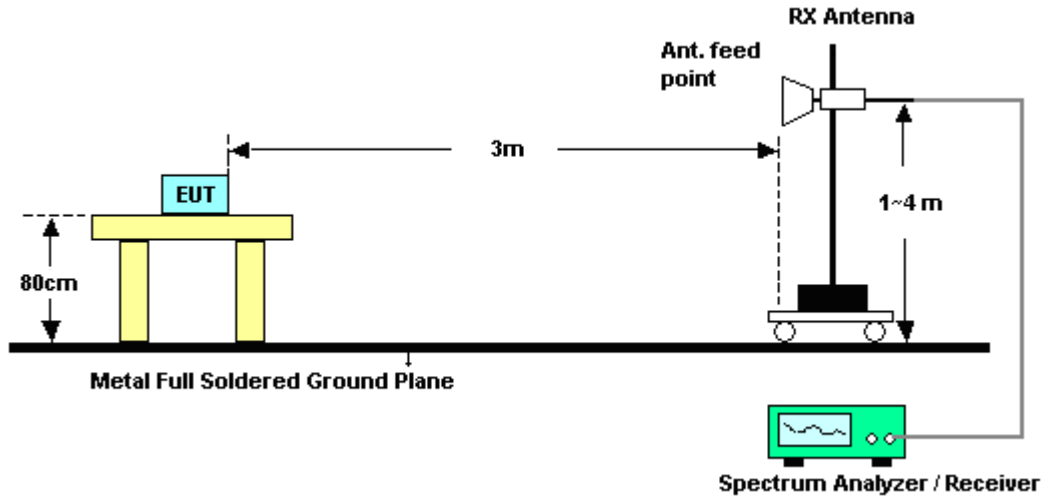
For radiated emissions below 30MHz



For radiated emissions from 30MHz to 1GHz



For radiated emissions above 1GHz



### 3.5.5 Test Results of Radiated Spurious Emissions (9kHz ~ 30MHz)

The low frequency, which started from 9 kHz to 30MHz, was pre-scanned and the result which was 20dB lower than the limit line per 15.31(o) was not reported.



3.5.6 Test Result of Radiated Spurious at Band Edges

|                |         |                     |          |
|----------------|---------|---------------------|----------|
| Test Mode :    | 802.11b | Temperature :       | 23~24°C  |
| Test Band :    | Low     | Relative Humidity : | 43~44%   |
| Test Channel : | 01      | Test Engineer :     | Stone Gu |

| ANTENNA POLARITY : HORIZONTAL |                     |                         |                             |                           |                             |                         |                            |                      |                         |         |
|-------------------------------|---------------------|-------------------------|-----------------------------|---------------------------|-----------------------------|-------------------------|----------------------------|----------------------|-------------------------|---------|
| Frequency<br>( MHz )          | Level<br>( dBμV/m ) | Over<br>Limit<br>( dB ) | Limit<br>Line<br>( dBμV/m ) | Read<br>Level<br>( dBμV ) | Antenna<br>Factor<br>( dB ) | Cable<br>Loss<br>( dB ) | Preamp<br>Factor<br>( dB ) | Ant<br>Pos<br>( cm ) | Table<br>Pos<br>( deg ) | Remark  |
| 2379.93                       | 54.03               | -19.97                  | 74                          | 48.74                     | 32.83                       | 3.16                    | 30.7                       | 100                  | 159                     | Peak    |
| 2389.65                       | 39.23               | -14.77                  | 54                          | 33.88                     | 32.86                       | 3.17                    | 30.68                      | 100                  | 159                     | Average |

| ANTENNA POLARITY : VERTICAL |                     |                         |                             |                           |                             |                         |                            |                      |                         |         |
|-----------------------------|---------------------|-------------------------|-----------------------------|---------------------------|-----------------------------|-------------------------|----------------------------|----------------------|-------------------------|---------|
| Frequency<br>( MHz )        | Level<br>( dBμV/m ) | Over<br>Limit<br>( dB ) | Limit<br>Line<br>( dBμV/m ) | Read<br>Level<br>( dBμV ) | Antenna<br>Factor<br>( dB ) | Cable<br>Loss<br>( dB ) | Preamp<br>Factor<br>( dB ) | Ant<br>Pos<br>( cm ) | Table<br>Pos<br>( deg ) | Remark  |
| 2379.93                     | 50.67               | -23.33                  | 74                          | 45.38                     | 32.83                       | 3.16                    | 30.7                       | 105                  | 256                     | Peak    |
| 2389.83                     | 37.51               | -16.49                  | 54                          | 32.16                     | 32.86                       | 3.17                    | 30.68                      | 105                  | 256                     | Average |

|                |         |                     |          |
|----------------|---------|---------------------|----------|
| Test Mode :    | 802.11b | Temperature :       | 23~24°C  |
| Test Band :    | High    | Relative Humidity : | 43~44%   |
| Test Channel : | 11      | Test Engineer :     | Stone Gu |

| ANTENNA POLARITY : HORIZONTAL |                     |                         |                             |                           |                             |                         |                            |                      |                         |         |
|-------------------------------|---------------------|-------------------------|-----------------------------|---------------------------|-----------------------------|-------------------------|----------------------------|----------------------|-------------------------|---------|
| Frequency<br>( MHz )          | Level<br>( dBμV/m ) | Over<br>Limit<br>( dB ) | Limit<br>Line<br>( dBμV/m ) | Read<br>Level<br>( dBμV ) | Antenna<br>Factor<br>( dB ) | Cable<br>Loss<br>( dB ) | Preamp<br>Factor<br>( dB ) | Ant<br>Pos<br>( cm ) | Table<br>Pos<br>( deg ) | Remark  |
| 2497.45                       | 54.05               | -19.95                  | 74                          | 48.36                     | 33.05                       | 3.23                    | 30.59                      | 100                  | 148                     | Peak    |
| 2487.01                       | 40.27               | -13.73                  | 54                          | 34.64                     | 33.01                       | 3.22                    | 30.6                       | 100                  | 147                     | Average |

| ANTENNA POLARITY : VERTICAL |                     |                         |                             |                           |                             |                         |                            |                      |                         |         |
|-----------------------------|---------------------|-------------------------|-----------------------------|---------------------------|-----------------------------|-------------------------|----------------------------|----------------------|-------------------------|---------|
| Frequency<br>( MHz )        | Level<br>( dBμV/m ) | Over<br>Limit<br>( dB ) | Limit<br>Line<br>( dBμV/m ) | Read<br>Level<br>( dBμV ) | Antenna<br>Factor<br>( dB ) | Cable<br>Loss<br>( dB ) | Preamp<br>Factor<br>( dB ) | Ant<br>Pos<br>( cm ) | Table<br>Pos<br>( deg ) | Remark  |
| 2484.49                     | 51.94               | -22.06                  | 74                          | 46.31                     | 33.01                       | 3.22                    | 30.6                       | 129                  | 178                     | Peak    |
| 2487.01                     | 38.23               | -15.77                  | 54                          | 32.6                      | 33.01                       | 3.22                    | 30.6                       | 129                  | 170                     | Average |



|                |         |                     |          |
|----------------|---------|---------------------|----------|
| Test Mode :    | 802.11g | Temperature :       | 23~24°C  |
| Test Band :    | Low     | Relative Humidity : | 43~44%   |
| Test Channel : | 01      | Test Engineer :     | Stone Gu |

| ANTENNA POLARITY : HORIZONTAL |                     |                         |                             |                           |                             |                         |                            |                      |                         |         |
|-------------------------------|---------------------|-------------------------|-----------------------------|---------------------------|-----------------------------|-------------------------|----------------------------|----------------------|-------------------------|---------|
| Frequency<br>( MHz )          | Level<br>( dBμV/m ) | Over<br>Limit<br>( dB ) | Limit<br>Line<br>( dBμV/m ) | Read<br>Level<br>( dBμV ) | Antenna<br>Factor<br>( dB ) | Cable<br>Loss<br>( dB ) | Preamp<br>Factor<br>( dB ) | Ant<br>Pos<br>( cm ) | Table<br>Pos<br>( deg ) | Remark  |
| 2389.74                       | 60.91               | -13.09                  | 74                          | 55.56                     | 32.86                       | 3.17                    | 30.68                      | 100                  | 62                      | Peak    |
| 2389.92                       | 44.45               | -9.55                   | 54                          | 39.1                      | 32.86                       | 3.17                    | 30.68                      | 100                  | 62                      | Average |

| ANTENNA POLARITY : VERTICAL |                     |                         |                             |                           |                             |                         |                            |                      |                         |         |
|-----------------------------|---------------------|-------------------------|-----------------------------|---------------------------|-----------------------------|-------------------------|----------------------------|----------------------|-------------------------|---------|
| Frequency<br>( MHz )        | Level<br>( dBμV/m ) | Over<br>Limit<br>( dB ) | Limit<br>Line<br>( dBμV/m ) | Read<br>Level<br>( dBμV ) | Antenna<br>Factor<br>( dB ) | Cable<br>Loss<br>( dB ) | Preamp<br>Factor<br>( dB ) | Ant<br>Pos<br>( cm ) | Table<br>Pos<br>( deg ) | Remark  |
| 2384.25                     | 56.18               | -17.82                  | 74                          | 50.89                     | 32.83                       | 3.16                    | 30.7                       | 100                  | 235                     | Peak    |
| 2389.83                     | 41.66               | -12.34                  | 54                          | 36.31                     | 32.86                       | 3.17                    | 30.68                      | 100                  | 235                     | Average |

|                |         |                     |          |
|----------------|---------|---------------------|----------|
| Test Mode :    | 802.11g | Temperature :       | 23~24°C  |
| Test Band :    | High    | Relative Humidity : | 43~44%   |
| Test Channel : | 11      | Test Engineer :     | Stone Gu |

| ANTENNA POLARITY : HORIZONTAL |                     |                         |                             |                           |                             |                         |                            |                      |                         |         |
|-------------------------------|---------------------|-------------------------|-----------------------------|---------------------------|-----------------------------|-------------------------|----------------------------|----------------------|-------------------------|---------|
| Frequency<br>( MHz )          | Level<br>( dBμV/m ) | Over<br>Limit<br>( dB ) | Limit<br>Line<br>( dBμV/m ) | Read<br>Level<br>( dBμV ) | Antenna<br>Factor<br>( dB ) | Cable<br>Loss<br>( dB ) | Preamp<br>Factor<br>( dB ) | Ant<br>Pos<br>( cm ) | Table<br>Pos<br>( deg ) | Remark  |
| 2483.77                       | 60.01               | -13.99                  | 74                          | 54.38                     | 33.01                       | 3.22                    | 30.6                       | 110                  | 54                      | Peak    |
| 2483.56                       | 43.41               | -10.59                  | 54                          | 37.78                     | 33.01                       | 3.22                    | 30.6                       | 141                  | 54                      | Average |

| ANTENNA POLARITY : VERTICAL |                     |                         |                             |                           |                             |                         |                            |                      |                         |         |
|-----------------------------|---------------------|-------------------------|-----------------------------|---------------------------|-----------------------------|-------------------------|----------------------------|----------------------|-------------------------|---------|
| Frequency<br>( MHz )        | Level<br>( dBμV/m ) | Over<br>Limit<br>( dB ) | Limit<br>Line<br>( dBμV/m ) | Read<br>Level<br>( dBμV ) | Antenna<br>Factor<br>( dB ) | Cable<br>Loss<br>( dB ) | Preamp<br>Factor<br>( dB ) | Ant<br>Pos<br>( cm ) | Table<br>Pos<br>( deg ) | Remark  |
| 2486.29                     | 58.46               | -15.54                  | 74                          | 52.83                     | 33.01                       | 3.22                    | 30.6                       | 100                  | 262                     | Peak    |
| 2483.8                      | 41.92               | -12.08                  | 54                          | 36.29                     | 33.01                       | 3.22                    | 30.6                       | 100                  | 262                     | Average |



|                |              |                     |          |
|----------------|--------------|---------------------|----------|
| Test Mode :    | 802.11n HT20 | Temperature :       | 23~24°C  |
| Test Band :    | Low          | Relative Humidity : | 43~44%   |
| Test Channel : | 01           | Test Engineer :     | Stone Gu |

| ANTENNA POLARITY : HORIZONTAL |                     |                         |                             |                           |                             |                         |                            |                      |                         |         |
|-------------------------------|---------------------|-------------------------|-----------------------------|---------------------------|-----------------------------|-------------------------|----------------------------|----------------------|-------------------------|---------|
| Frequency<br>( MHz )          | Level<br>( dBμV/m ) | Over<br>Limit<br>( dB ) | Limit<br>Line<br>( dBμV/m ) | Read<br>Level<br>( dBμV ) | Antenna<br>Factor<br>( dB ) | Cable<br>Loss<br>( dB ) | Preamp<br>Factor<br>( dB ) | Ant<br>Pos<br>( cm ) | Table<br>Pos<br>( deg ) | Remark  |
| 2389.47                       | 62.53               | -11.47                  | 74                          | 57.18                     | 32.86                       | 3.17                    | 30.68                      | 100                  | 59                      | Peak    |
| 2390                          | 44.61               | -9.39                   | 54                          | 39.26                     | 32.86                       | 3.17                    | 30.68                      | 100                  | 59                      | Average |

| ANTENNA POLARITY : VERTICAL |                     |                         |                             |                           |                             |                         |                            |                      |                         |         |
|-----------------------------|---------------------|-------------------------|-----------------------------|---------------------------|-----------------------------|-------------------------|----------------------------|----------------------|-------------------------|---------|
| Frequency<br>( MHz )        | Level<br>( dBμV/m ) | Over<br>Limit<br>( dB ) | Limit<br>Line<br>( dBμV/m ) | Read<br>Level<br>( dBμV ) | Antenna<br>Factor<br>( dB ) | Cable<br>Loss<br>( dB ) | Preamp<br>Factor<br>( dB ) | Ant<br>Pos<br>( cm ) | Table<br>Pos<br>( deg ) | Remark  |
| 2388.84                     | 56.59               | -17.41                  | 74                          | 51.24                     | 32.86                       | 3.17                    | 30.68                      | 112                  | 162                     | Peak    |
| 2389.83                     | 40.44               | -13.56                  | 54                          | 35.09                     | 32.86                       | 3.17                    | 30.68                      | 112                  | 162                     | Average |

|                |              |                     |          |
|----------------|--------------|---------------------|----------|
| Test Mode :    | 802.11n HT20 | Temperature :       | 23~24°C  |
| Test Band :    | High         | Relative Humidity : | 43~44%   |
| Test Channel : | 11           | Test Engineer :     | Stone Gu |

| ANTENNA POLARITY : HORIZONTAL |                     |                         |                             |                           |                             |                         |                            |                      |                         |         |
|-------------------------------|---------------------|-------------------------|-----------------------------|---------------------------|-----------------------------|-------------------------|----------------------------|----------------------|-------------------------|---------|
| Frequency<br>( MHz )          | Level<br>( dBμV/m ) | Over<br>Limit<br>( dB ) | Limit<br>Line<br>( dBμV/m ) | Read<br>Level<br>( dBμV ) | Antenna<br>Factor<br>( dB ) | Cable<br>Loss<br>( dB ) | Preamp<br>Factor<br>( dB ) | Ant<br>Pos<br>( cm ) | Table<br>Pos<br>( deg ) | Remark  |
| 2484.28                       | 59.98               | -14.02                  | 74                          | 54.35                     | 33.01                       | 3.22                    | 30.6                       | 100                  | 165                     | Peak    |
| 2483.56                       | 43.02               | -10.98                  | 54                          | 37.39                     | 33.01                       | 3.22                    | 30.6                       | 100                  | 165                     | Average |

| ANTENNA POLARITY : VERTICAL |                     |                         |                             |                           |                             |                         |                            |                      |                         |         |
|-----------------------------|---------------------|-------------------------|-----------------------------|---------------------------|-----------------------------|-------------------------|----------------------------|----------------------|-------------------------|---------|
| Frequency<br>( MHz )        | Level<br>( dBμV/m ) | Over<br>Limit<br>( dB ) | Limit<br>Line<br>( dBμV/m ) | Read<br>Level<br>( dBμV ) | Antenna<br>Factor<br>( dB ) | Cable<br>Loss<br>( dB ) | Preamp<br>Factor<br>( dB ) | Ant<br>Pos<br>( cm ) | Table<br>Pos<br>( deg ) | Remark  |
| 2483.86                     | 58.33               | -15.67                  | 74                          | 52.7                      | 33.01                       | 3.22                    | 30.6                       | 100                  | 254                     | Peak    |
| 2483.62                     | 41.26               | -12.74                  | 54                          | 35.63                     | 33.01                       | 3.22                    | 30.6                       | 100                  | 254                     | Average |



|                |              |                     |          |
|----------------|--------------|---------------------|----------|
| Test Mode :    | 802.11n HT40 | Temperature :       | 23~24°C  |
| Test Band :    | Low          | Relative Humidity : | 43~44%   |
| Test Channel : | 03           | Test Engineer :     | Stone Gu |

| ANTENNA POLARITY : HORIZONTAL |                     |                         |                             |                           |                             |                         |                            |                      |                         |         |
|-------------------------------|---------------------|-------------------------|-----------------------------|---------------------------|-----------------------------|-------------------------|----------------------------|----------------------|-------------------------|---------|
| Frequency<br>( MHz )          | Level<br>( dBμV/m ) | Over<br>Limit<br>( dB ) | Limit<br>Line<br>( dBμV/m ) | Read<br>Level<br>( dBμV ) | Antenna<br>Factor<br>( dB ) | Cable<br>Loss<br>( dB ) | Preamp<br>Factor<br>( dB ) | Ant<br>Pos<br>( cm ) | Table<br>Pos<br>( deg ) | Remark  |
| 2387.85                       | 57.17               | -16.83                  | 74                          | 51.82                     | 32.86                       | 3.17                    | 30.68                      | 100                  | 168                     | Peak    |
| 2389.38                       | 41.58               | -12.42                  | 54                          | 36.23                     | 32.86                       | 3.17                    | 30.68                      | 100                  | 168                     | Average |
| 2498.29                       | 50.85               | -23.15                  | 74                          | 45.16                     | 33.05                       | 3.23                    | 30.59                      | 100                  | 168                     | Peak    |
| 2489.68                       | 38.82               | -15.18                  | 54                          | 33.13                     | 33.05                       | 3.23                    | 30.59                      | 100                  | 169                     | Average |

| ANTENNA POLARITY : VERTICAL |                     |                         |                             |                           |                             |                         |                            |                      |                         |         |
|-----------------------------|---------------------|-------------------------|-----------------------------|---------------------------|-----------------------------|-------------------------|----------------------------|----------------------|-------------------------|---------|
| Frequency<br>( MHz )        | Level<br>( dBμV/m ) | Over<br>Limit<br>( dB ) | Limit<br>Line<br>( dBμV/m ) | Read<br>Level<br>( dBμV ) | Antenna<br>Factor<br>( dB ) | Cable<br>Loss<br>( dB ) | Preamp<br>Factor<br>( dB ) | Ant<br>Pos<br>( cm ) | Table<br>Pos<br>( deg ) | Remark  |
| 2386.41                     | 52.82               | -21.18                  | 74                          | 47.47                     | 32.86                       | 3.17                    | 30.68                      | 107                  | 353                     | Peak    |
| 2389.56                     | 39.42               | -14.58                  | 54                          | 34.07                     | 32.86                       | 3.17                    | 30.68                      | 107                  | 353                     | Average |
| 2499.55                     | 50.74               | -23.26                  | 74                          | 45.05                     | 33.05                       | 3.23                    | 30.59                      | 107                  | 353                     | Peak    |
| 2496.97                     | 38.18               | -15.82                  | 54                          | 32.49                     | 33.05                       | 3.23                    | 30.59                      | 107                  | 353                     | Average |





|                |              |                     |          |
|----------------|--------------|---------------------|----------|
| Test Mode :    | 802.11n HT40 | Temperature :       | 23~24°C  |
| Test Band :    | High         | Relative Humidity : | 43~44%   |
| Test Channel : | 09           | Test Engineer :     | Stone Gu |

| ANTENNA POLARITY : HORIZONTAL |                     |                         |                             |                           |                             |                         |                            |                      |                         |         |
|-------------------------------|---------------------|-------------------------|-----------------------------|---------------------------|-----------------------------|-------------------------|----------------------------|----------------------|-------------------------|---------|
| Frequency<br>( MHz )          | Level<br>( dBμV/m ) | Over<br>Limit<br>( dB ) | Limit<br>Line<br>( dBμV/m ) | Read<br>Level<br>( dBμV ) | Antenna<br>Factor<br>( dB ) | Cable<br>Loss<br>( dB ) | Preamp<br>Factor<br>( dB ) | Ant<br>Pos<br>( cm ) | Table<br>Pos<br>( deg ) | Remark  |
| 2385.78                       | 51.16               | -22.84                  | 74                          | 45.81                     | 32.86                       | 3.17                    | 30.68                      | 100                  | 168                     | Peak    |
| 2389.56                       | 38.68               | -15.32                  | 54                          | 33.33                     | 32.86                       | 3.17                    | 30.68                      | 100                  | 167                     | Average |
| 2489.86                       | 51.59               | -22.41                  | 74                          | 45.9                      | 33.05                       | 3.23                    | 30.59                      | 100                  | 167                     | Peak    |
| 2483.95                       | 38.86               | -15.14                  | 54                          | 33.23                     | 33.01                       | 3.22                    | 30.6                       | 100                  | 167                     | Average |

| ANTENNA POLARITY : VERTICAL |                     |                         |                             |                           |                             |                         |                            |                      |                         |         |
|-----------------------------|---------------------|-------------------------|-----------------------------|---------------------------|-----------------------------|-------------------------|----------------------------|----------------------|-------------------------|---------|
| Frequency<br>( MHz )        | Level<br>( dBμV/m ) | Over<br>Limit<br>( dB ) | Limit<br>Line<br>( dBμV/m ) | Read<br>Level<br>( dBμV ) | Antenna<br>Factor<br>( dB ) | Cable<br>Loss<br>( dB ) | Preamp<br>Factor<br>( dB ) | Ant<br>Pos<br>( cm ) | Table<br>Pos<br>( deg ) | Remark  |
| 2311.26                     | 51.62               | -22.38                  | 74                          | 46.55                     | 32.73                       | 3.11                    | 30.77                      | 105                  | 298                     | Peak    |
| 2359.5                      | 38.27               | -15.73                  | 54                          | 33.03                     | 32.81                       | 3.15                    | 30.72                      | 102                  | 287                     | Average |
| 2485.21                     | 51.7                | -22.3                   | 74                          | 46.07                     | 33.01                       | 3.22                    | 30.6                       | 100                  | 280                     | Peak    |
| 2484.19                     | 38.77               | -15.23                  | 54                          | 33.14                     | 33.01                       | 3.22                    | 30.6                       | 104                  | 280                     | Average |

### 3.5.7 Test Result of Radiated Spurious Emission (30MHz ~ 10<sup>th</sup> Harmonic)

**Note:** Pre-scanned all test modes and only choose the worst case mode recorded in the test report for radiated spurious emission below 1GHz.

|                        |  |                            |            |
|------------------------|--|----------------------------|------------|
| <b>Test Mode :</b>     | 802.11b  | <b>Temperature :</b>       | 23~24°C    |
| <b>Test Channel :</b>  | 01   | <b>Relative Humidity :</b> | 43~44%     |
| <b>Test Engineer :</b> | Stone Gu   | <b>Polarization :</b>      | Horizontal |
| <b>Remark :</b>        | 1. 2412 MHz is fundamental signal which can be ignored.<br>2. Average measurement was not performed if peak level went lower than the average limit. |                            |            |

| Frequency ( MHz ) | Level ( dBμV/m ) | Over Limit ( dB ) | Limit Line ( dBμV/m ) | Read Level ( dBμV ) | Antenna Factor ( dB ) | Cable Loss ( dB ) | Preamp Factor ( dB ) | Ant Pos ( cm ) | Table Pos ( deg ) | Remark  |
|-------------------|------------------|-------------------|-----------------------|---------------------|-----------------------|-------------------|----------------------|----------------|-------------------|---------|
| 2412              | 103.53           | -                 | -                     | 98.12               | 32.89                 | 3.18              | 30.66                | 100            | 159               | Peak    |
| 2412              | 97.78            | -                 | -                     | 92.37               | 32.89                 | 3.18              | 30.66                | 100            | 159               | Average |
| 4824              | 47.61            | -26.39            | 74                    | 37.18               | 35.17                 | 4.58              | 29.32                | 200            | 0                 | Peak    |

|                        |  |                            |          |
|------------------------|--|----------------------------|----------|
| <b>Test Mode :</b>     | 802.11b  | <b>Temperature :</b>       | 23~24°C  |
| <b>Test Channel :</b>  | 01   | <b>Relative Humidity :</b> | 43~44%   |
| <b>Test Engineer :</b> | Stone Gu   | <b>Polarization :</b>      | Vertical |
| <b>Remark :</b>        | 1. 2412 MHz is fundamental signal which can be ignored.<br>2. Average measurement was not performed if peak level went lower than the average limit. |                            |          |

| Frequency ( MHz ) | Level ( dBμV/m ) | Over Limit ( dB ) | Limit Line ( dBμV/m ) | Read Level ( dBμV ) | Antenna Factor ( dB ) | Cable Loss ( dB ) | Preamp Factor ( dB ) | Ant Pos ( cm ) | Table Pos ( deg ) | Remark  |
|-------------------|------------------|-------------------|-----------------------|---------------------|-----------------------|-------------------|----------------------|----------------|-------------------|---------|
| 2412              | 98.42            | -                 | -                     | 93.01               | 32.89                 | 3.18              | 30.66                | 105            | 256               | Peak    |
| 2412              | 92.57            | -                 | -                     | 87.16               | 32.89                 | 3.18              | 30.66                | 105            | 256               | Average |
| 4824              | 49.08            | -24.92            | 74                    | 38.65               | 35.17                 | 4.58              | 29.32                | 100            | 0                 | Peak    |



|                        |  |                            |            |
|------------------------|--|----------------------------|------------|
| <b>Test Mode :</b>     | 802.11b  | <b>Temperature :</b>       | 23~24°C    |
| <b>Test Channel :</b>  | 06   | <b>Relative Humidity :</b> | 43~44%     |
| <b>Test Engineer :</b> | Stone Gu   | <b>Polarization :</b>      | Horizontal |
| <b>Remark :</b>        | 1. 2437 MHz is fundamental signal which can be ignored.<br>2. Average measurement was not performed if peak level went lower than the average limit. |                            |            |

| Frequency<br>( MHz ) | Level<br>( dBμV/m ) | Over<br>Limit<br>( dB ) | Limit<br>Line<br>( dBμV/m ) | Read<br>Level<br>( dBμV ) | Antenna<br>Factor<br>( dB ) | Cable<br>Loss<br>( dB ) | Preamp<br>Factor<br>( dB ) | Ant<br>Pos<br>( cm ) | Table<br>Pos<br>( deg ) | Remark  |
|----------------------|---------------------|-------------------------|-----------------------------|---------------------------|-----------------------------|-------------------------|----------------------------|----------------------|-------------------------|---------|
| 2437                 | 105.09              | -                       | -                           | 99.57                     | 32.95                       | 3.2                     | 30.63                      | 101                  | 166                     | Peak    |
| 2437                 | 99.14               | -                       | -                           | 93.62                     | 32.95                       | 3.2                     | 30.63                      | 101                  | 166                     | Average |
| 4874                 | 48.45               | -25.55                  | 74                          | 37.99                     | 35.18                       | 4.6                     | 29.32                      | 100                  | 0                       | Peak    |
| 7312                 | 47.4                | -26.6                   | 74                          | 35.74                     | 36.2                        | 5.64                    | 30.18                      | 200                  | 0                       | Peak    |

|                        |  |                            |          |
|------------------------|--|----------------------------|----------|
| <b>Test Mode :</b>     | 802.11b  | <b>Temperature :</b>       | 23~24°C  |
| <b>Test Channel :</b>  | 06   | <b>Relative Humidity :</b> | 43~44%   |
| <b>Test Engineer :</b> | Stone Gu   | <b>Polarization :</b>      | Vertical |
| <b>Remark :</b>        | 1. 2437 MHz is fundamental signal which can be ignored.<br>2. Average measurement was not performed if peak level went lower than the average limit. |                            |          |

| Frequency<br>( MHz ) | Level<br>( dBμV/m ) | Over<br>Limit<br>( dB ) | Limit<br>Line<br>( dBμV/m ) | Read<br>Level<br>( dBμV ) | Antenna<br>Factor<br>( dB ) | Cable<br>Loss<br>( dB ) | Preamp<br>Factor<br>( dB ) | Ant<br>Pos<br>( cm ) | Table<br>Pos<br>( deg ) | Remark  |
|----------------------|---------------------|-------------------------|-----------------------------|---------------------------|-----------------------------|-------------------------|----------------------------|----------------------|-------------------------|---------|
| 2437                 | 102.55              | -                       | -                           | 97.03                     | 32.95                       | 3.2                     | 30.63                      | 108                  | 85                      | Peak    |
| 2437                 | 96.59               | -                       | -                           | 91.07                     | 32.95                       | 3.2                     | 30.63                      | 108                  | 85                      | Average |
| 4874                 | 48.67               | -25.33                  | 74                          | 38.21                     | 35.18                       | 4.6                     | 29.32                      | 120                  | 300                     | Peak    |
| 7312                 | 47.85               | -26.15                  | 74                          | 36.19                     | 36.2                        | 5.64                    | 30.18                      | 130                  | 100                     | Peak    |



|                        |  |                            |            |
|------------------------|--|----------------------------|------------|
| <b>Test Mode :</b>     | 802.11b  | <b>Temperature :</b>       | 23~24°C    |
| <b>Test Channel :</b>  | 11   | <b>Relative Humidity :</b> | 43~44%     |
| <b>Test Engineer :</b> | Stone Gu   | <b>Polarization :</b>      | Horizontal |
| <b>Remark :</b>        | 1. 2462 MHz is fundamental signal which can be ignored.<br>2. Average measurement was not performed if peak level went lower than the average limit. |                            |            |

| Frequency<br>( MHz ) | Level<br>( dBμV/m ) | Over<br>Limit<br>( dB ) | Limit<br>Line<br>( dBμV/m ) | Read<br>Level<br>(dBμV) | Antenna<br>Factor<br>( dB ) | Cable<br>Loss<br>( dB ) | Preamp<br>Factor<br>( dB ) | Ant<br>Pos<br>( cm ) | Table<br>Pos<br>( deg ) | Remark  |
|----------------------|---------------------|-------------------------|-----------------------------|-------------------------|-----------------------------|-------------------------|----------------------------|----------------------|-------------------------|---------|
| 2462                 | 105.78              | -                       | -                           | 100.21                  | 32.98                       | 3.21                    | 30.62                      | 100                  | 146                     | Peak    |
| 2462                 | 99.81               | -                       | -                           | 94.24                   | 32.98                       | 3.21                    | 30.62                      | 100                  | 146                     | Average |
| 4924                 | 48.5                | -25.5                   | 74                          | 38.01                   | 35.19                       | 4.61                    | 29.31                      | 100                  | 0                       | Peak    |
| 7386                 | 47.63               | -26.37                  | 74                          | 35.95                   | 36.24                       | 5.66                    | 30.22                      | 200                  | 100                     | Peak    |

|                        |  |                            |          |
|------------------------|--|----------------------------|----------|
| <b>Test Mode :</b>     | 802.11b  | <b>Temperature :</b>       | 23~24°C  |
| <b>Test Channel :</b>  | 11   | <b>Relative Humidity :</b> | 43~44%   |
| <b>Test Engineer :</b> | Stone Gu   | <b>Polarization :</b>      | Vertical |
| <b>Remark :</b>        | 1. 2462 MHz is fundamental signal which can be ignored.<br>2. Average measurement was not performed if peak level went lower than the average limit. |                            |          |

| Frequency<br>( MHz ) | Level<br>( dBμV/m ) | Over<br>Limit<br>( dB ) | Limit<br>Line<br>( dBμV/m ) | Read<br>Level<br>(dBμV) | Antenna<br>Factor<br>( dB ) | Cable<br>Loss<br>( dB ) | Preamp<br>Factor<br>( dB ) | Ant<br>Pos<br>( cm ) | Table<br>Pos<br>( deg ) | Remark  |
|----------------------|---------------------|-------------------------|-----------------------------|-------------------------|-----------------------------|-------------------------|----------------------------|----------------------|-------------------------|---------|
| 2462                 | 102.49              | -                       | -                           | 96.92                   | 32.98                       | 3.21                    | 30.62                      | 129                  | 178                     | Peak    |
| 2462                 | 96.28               | -                       | -                           | 90.71                   | 32.98                       | 3.21                    | 30.62                      | 129                  | 178                     | Average |
| 4924                 | 48.87               | -25.13                  | 74                          | 38.38                   | 35.19                       | 4.61                    | 29.31                      | 200                  | 0                       | Peak    |
| 7386                 | 47.89               | -26.11                  | 74                          | 36.21                   | 36.24                       | 5.66                    | 30.22                      | 120                  | 0                       | Peak    |



|                        |  |                            |            |
|------------------------|--|----------------------------|------------|
| <b>Test Mode :</b>     | 802.11g  | <b>Temperature :</b>       | 23~24°C    |
| <b>Test Channel :</b>  | 01   | <b>Relative Humidity :</b> | 43~44%     |
| <b>Test Engineer :</b> | Stone Gu   | <b>Polarization :</b>      | Horizontal |
| <b>Remark :</b>        | 1. 2412 MHz is fundamental signal which can be ignored.<br>2. Average measurement was not performed if peak level went lower than the average limit. |                            |            |

| Frequency<br>( MHz ) | Level<br>( dBμV/m ) | Over<br>Limit<br>( dB ) | Limit<br>Line<br>( dBμV/m ) | Read<br>Level<br>(dBμV) | Antenna<br>Factor<br>( dB ) | Cable<br>Loss<br>( dB ) | Preamp<br>Factor<br>( dB ) | Ant<br>Pos<br>( cm ) | Table<br>Pos<br>( deg ) | Remark  |
|----------------------|---------------------|-------------------------|-----------------------------|-------------------------|-----------------------------|-------------------------|----------------------------|----------------------|-------------------------|---------|
| 2412                 | 102.91              | -                       | -                           | 97.5                    | 32.89                       | 3.18                    | 30.66                      | 100                  | 62                      | Peak    |
| 2412                 | 91.83               | -                       | -                           | 86.42                   | 32.89                       | 3.18                    | 30.66                      | 100                  | 62                      | Average |
| 4824                 | 47.45               | -26.55                  | 74                          | 37.02                   | 35.17                       | 4.58                    | 29.32                      | 100                  | 300                     | Peak    |

|                        |  |                            |          |
|------------------------|--|----------------------------|----------|
| <b>Test Mode :</b>     | 802.11g  | <b>Temperature :</b>       | 23~24°C  |
| <b>Test Channel :</b>  | 01   | <b>Relative Humidity :</b> | 43~44%   |
| <b>Test Engineer :</b> | Stone Gu   | <b>Polarization :</b>      | Vertical |
| <b>Remark :</b>        | 1. 2412 MHz is fundamental signal which can be ignored.<br>2. Average measurement was not performed if peak level went lower than the average limit. |                            |          |

| Frequency<br>( MHz ) | Level<br>( dBμV/m ) | Over<br>Limit<br>( dB ) | Limit<br>Line<br>( dBμV/m ) | Read<br>Level<br>(dBμV) | Antenna<br>Factor<br>( dB ) | Cable<br>Loss<br>( dB ) | Preamp<br>Factor<br>( dB ) | Ant<br>Pos<br>( cm ) | Table<br>Pos<br>( deg ) | Remark  |
|----------------------|---------------------|-------------------------|-----------------------------|-------------------------|-----------------------------|-------------------------|----------------------------|----------------------|-------------------------|---------|
| 2412                 | 99.68               | -                       | -                           | 94.27                   | 32.89                       | 3.18                    | 30.66                      | 100                  | 235                     | Peak    |
| 2412                 | 88.93               | -                       | -                           | 83.52                   | 32.89                       | 3.18                    | 30.66                      | 100                  | 235                     | Average |
| 4824                 | 48.89               | -25.11                  | 74                          | 38.46                   | 35.17                       | 4.58                    | 29.32                      | 150                  | 200                     | Peak    |



|                        |  |                            |            |
|------------------------|--|----------------------------|------------|
| <b>Test Mode :</b>     | 802.11g  | <b>Temperature :</b>       | 23~24°C    |
| <b>Test Channel :</b>  | 06   | <b>Relative Humidity :</b> | 43~44%     |
| <b>Test Engineer :</b> | Stone Gu   | <b>Polarization :</b>      | Horizontal |
| <b>Remark :</b>        | 1. 2437 MHz is fundamental signal which can be ignored.<br>2. Average measurement was not performed if peak level went lower than the average limit. |                            |            |

| Frequency<br>( MHz ) | Level<br>( dBμV/m ) | Over<br>Limit<br>( dB ) | Limit<br>Line<br>( dBμV/m ) | Read<br>Level<br>(dBμV) | Antenna<br>Factor<br>( dB ) | Cable<br>Loss<br>( dB ) | Preamp<br>Factor<br>( dB ) | Ant<br>Pos<br>( cm ) | Table<br>Pos<br>( deg ) | Remark  |
|----------------------|---------------------|-------------------------|-----------------------------|-------------------------|-----------------------------|-------------------------|----------------------------|----------------------|-------------------------|---------|
| 2437                 | 105.06              | -                       | -                           | 99.54                   | 32.95                       | 3.2                     | 30.63                      | 100                  | 153                     | Peak    |
| 2437                 | 93.97               | -                       | -                           | 88.45                   | 32.95                       | 3.2                     | 30.63                      | 100                  | 153                     | Average |
| 4874                 | 48.51               | -25.49                  | 74                          | 38.05                   | 35.18                       | 4.6                     | 29.32                      | 100                  | 0                       | Peak    |
| 7312                 | 47.27               | -26.73                  | 74                          | 35.61                   | 36.2                        | 5.64                    | 30.18                      | 100                  | 0                       | Peak    |

|                        |  |                            |          |
|------------------------|--|----------------------------|----------|
| <b>Test Mode :</b>     | 802.11g  | <b>Temperature :</b>       | 23~24°C  |
| <b>Test Channel :</b>  | 06   | <b>Relative Humidity :</b> | 43~44%   |
| <b>Test Engineer :</b> | Stone Gu   | <b>Polarization :</b>      | Vertical |
| <b>Remark :</b>        | 1. 2437 MHz is fundamental signal which can be ignored.<br>2. Average measurement was not performed if peak level went lower than the average limit. |                            |          |

| Frequency<br>( MHz ) | Level<br>( dBμV/m ) | Over<br>Limit<br>( dB ) | Limit<br>Line<br>( dBμV/m ) | Read<br>Level<br>(dBμV) | Antenna<br>Factor<br>( dB ) | Cable<br>Loss<br>( dB ) | Preamp<br>Factor<br>( dB ) | Ant<br>Pos<br>( cm ) | Table<br>Pos<br>( deg ) | Remark  |
|----------------------|---------------------|-------------------------|-----------------------------|-------------------------|-----------------------------|-------------------------|----------------------------|----------------------|-------------------------|---------|
| 2437                 | 104.1               | -                       | -                           | 98.58                   | 32.95                       | 3.2                     | 30.63                      | 106                  | 100                     | Peak    |
| 2437                 | 93.48               | -                       | -                           | 87.96                   | 32.95                       | 3.2                     | 30.63                      | 106                  | 100                     | Average |
| 4874                 | 48.72               | -25.28                  | 74                          | 38.26                   | 35.18                       | 4.6                     | 29.32                      | 100                  | 0                       | Peak    |
| 7312                 | 48.1                | -25.9                   | 74                          | 36.44                   | 36.2                        | 5.64                    | 30.18                      | 200                  | 0                       | Peak    |



|                        |  |                            |            |
|------------------------|--|----------------------------|------------|
| <b>Test Mode :</b>     | 802.11g  | <b>Temperature :</b>       | 23~24°C    |
| <b>Test Channel :</b>  | 11   | <b>Relative Humidity :</b> | 43~44%     |
| <b>Test Engineer :</b> | Stone Gu   | <b>Polarization :</b>      | Horizontal |
| <b>Remark :</b>        | 1. 2462 MHz is fundamental signal which can be ignored.<br>2. Average measurement was not performed if peak level went lower than the average limit. |                            |            |

| Frequency<br>( MHz ) | Level<br>( dBμV/m ) | Over<br>Limit<br>( dB ) | Limit<br>Line<br>( dBμV/m ) | Read<br>Level<br>(dBμV) | Antenna<br>Factor<br>( dB ) | Cable<br>Loss<br>( dB ) | Preamp<br>Factor<br>( dB ) | Ant<br>Pos<br>( cm ) | Table<br>Pos<br>( deg ) | Remark  |
|----------------------|---------------------|-------------------------|-----------------------------|-------------------------|-----------------------------|-------------------------|----------------------------|----------------------|-------------------------|---------|
| 2462                 | 103.25              | -                       | -                           | 97.68                   | 32.98                       | 3.21                    | 30.62                      | 100                  | 54                      | Peak    |
| 2462                 | 92.24               | -                       | -                           | 86.67                   | 32.98                       | 3.21                    | 30.62                      | 100                  | 54                      | Average |
| 4924                 | 49.45               | -24.55                  | 74                          | 38.96                   | 35.19                       | 4.61                    | 29.31                      | 100                  | 0                       | Peak    |
| 7386                 | 46.86               | -27.14                  | 74                          | 35.18                   | 36.24                       | 5.66                    | 30.22                      | 100                  | 0                       | Peak    |

|                        |  |                            |          |
|------------------------|--|----------------------------|----------|
| <b>Test Mode :</b>     | 802.11g  | <b>Temperature :</b>       | 23~24°C  |
| <b>Test Channel :</b>  | 11   | <b>Relative Humidity :</b> | 43~44%   |
| <b>Test Engineer :</b> | Stone Gu   | <b>Polarization :</b>      | Vertical |
| <b>Remark :</b>        | 1. 2462 MHz is fundamental signal which can be ignored.<br>2. Average measurement was not performed if peak level went lower than the average limit. |                            |          |

| Frequency<br>( MHz ) | Level<br>( dBμV/m ) | Over<br>Limit<br>( dB ) | Limit<br>Line<br>( dBμV/m ) | Read<br>Level<br>(dBμV) | Antenna<br>Factor<br>( dB ) | Cable<br>Loss<br>( dB ) | Preamp<br>Factor<br>( dB ) | Ant<br>Pos<br>( cm ) | Table<br>Pos<br>( deg ) | Remark  |
|----------------------|---------------------|-------------------------|-----------------------------|-------------------------|-----------------------------|-------------------------|----------------------------|----------------------|-------------------------|---------|
| 2462                 | 101.61              | -                       | -                           | 96.04                   | 32.98                       | 3.21                    | 30.62                      | 100                  | 262                     | Peak    |
| 2462                 | 90.05               | -                       | -                           | 84.48                   | 32.98                       | 3.21                    | 30.62                      | 100                  | 262                     | Average |
| 4924                 | 48.84               | -25.16                  | 74                          | 38.35                   | 35.19                       | 4.61                    | 29.31                      | 100                  | 0                       | Peak    |
| 7386                 | 47.65               | -26.35                  | 74                          | 35.97                   | 36.24                       | 5.66                    | 30.22                      | 200                  | 0                       | Peak    |



|                        |  |                            |            |
|------------------------|--|----------------------------|------------|
| <b>Test Mode :</b>     | 2.4GHz 802.11n HT20  | <b>Temperature :</b>       | 23~24°C    |
| <b>Test Channel :</b>  | 01   | <b>Relative Humidity :</b> | 43~44%     |
| <b>Test Engineer :</b> | Stone Gu   | <b>Polarization :</b>      | Horizontal |
| <b>Remark :</b>        | 1. 2412 MHz is fundamental signal which can be ignored.<br>2. Average measurement was not performed if peak level went lower than the average limit. |                            |            |

| Frequency<br>( MHz ) | Level<br>( dBμV/m ) | Over<br>Limit<br>( dB ) | Limit<br>Line<br>( dBμV/m ) | Read<br>Level<br>(dBμV) | Antenna<br>Factor<br>( dB ) | Cable<br>Loss<br>( dB ) | Preamp<br>Factor<br>( dB ) | Ant<br>Pos<br>( cm ) | Table<br>Pos<br>( deg ) | Remark  |
|----------------------|---------------------|-------------------------|-----------------------------|-------------------------|-----------------------------|-------------------------|----------------------------|----------------------|-------------------------|---------|
| 80.44                | 23.77               | -16.23                  | 40                          | 49.95                   | 6.6                         | 0.82                    | 33.6                       | -                    | -                       | Peak    |
| 104.69               | 27.58               | -15.92                  | 43.5                        | 49.09                   | 11.15                       | 0.95                    | 33.61                      | -                    | -                       | Peak    |
| 168.71               | 29.51               | -13.99                  | 43.5                        | 52.64                   | 9.24                        | 1.2                     | 33.57                      | -                    | -                       | Peak    |
| 469.41               | 23.42               | -22.58                  | 46                          | 38.01                   | 16.61                       | 1.98                    | 33.18                      | -                    | -                       | Peak    |
| 940.83               | 32.17               | -13.83                  | 46                          | 41.11                   | 20.69                       | 2.81                    | 32.44                      | 100                  | 0                       | Peak    |
| 960.23               | 32.24               | -21.76                  | 54                          | 41.06                   | 20.79                       | 2.83                    | 32.44                      | -                    | -                       | Peak    |
| 2412                 | 102.52              | -                       | -                           | 97.11                   | 32.89                       | 3.18                    | 30.66                      | 100                  | 59                      | Peak    |
| 2412                 | 91.3                | -                       | -                           | 85.89                   | 32.89                       | 3.18                    | 30.66                      | 100                  | 59                      | Average |
| 4824                 | 48.97               | -25.03                  | 74                          | 38.54                   | 35.17                       | 4.58                    | 29.32                      | 100                  | 0                       | Peak    |





|                        |  |                            |          |
|------------------------|--|----------------------------|----------|
| <b>Test Mode :</b>     | 2.4GHz 802.11n HT20  | <b>Temperature :</b>       | 23~24°C  |
| <b>Test Channel :</b>  | 01   | <b>Relative Humidity :</b> | 43~44%   |
| <b>Test Engineer :</b> | Stone Gu   | <b>Polarization :</b>      | Vertical |
| <b>Remark :</b>        | 1. 2412 MHz is fundamental signal which can be ignored.<br>2. Average measurement was not performed if peak level went lower than the average limit. |                            |          |

| Frequency<br>( MHz ) | Level<br>( dBμV/m ) | Over<br>Limit<br>( dB ) | Limit<br>Line<br>( dBμV/m ) | Read<br>Level<br>(dBμV) | Antenna<br>Factor<br>( dB ) | Cable<br>Loss<br>( dB ) | Preamp<br>Factor<br>( dB ) | Ant<br>Pos<br>( cm ) | Table<br>Pos<br>( deg ) | Remark  |
|----------------------|---------------------|-------------------------|-----------------------------|-------------------------|-----------------------------|-------------------------|----------------------------|----------------------|-------------------------|---------|
| 48.43                | 24.94               | -15.06                  | 40                          | 49.76                   | 8.12                        | 0.65                    | 33.59                      | -                    | -                       | Peak    |
| 100.81               | 30.5                | -13                     | 43.5                        | 52.56                   | 10.62                       | 0.93                    | 33.61                      | 100                  | 0                       | Peak    |
| 128.94               | 25.58               | -17.92                  | 43.5                        | 46.42                   | 11.71                       | 1.04                    | 33.59                      | -                    | -                       | Peak    |
| 166.77               | 20.84               | -22.66                  | 43.5                        | 43.91                   | 9.31                        | 1.19                    | 33.57                      | -                    | -                       | Peak    |
| 940.83               | 31.32               | -14.68                  | 46                          | 40.26                   | 20.69                       | 2.81                    | 32.44                      | -                    | -                       | Peak    |
| 960.23               | 32.35               | -21.65                  | 54                          | 41.17                   | 20.79                       | 2.83                    | 32.44                      | -                    | -                       | Peak    |
| 2412                 | 96.14               | -                       | -                           | 90.73                   | 32.89                       | 3.18                    | 30.66                      | 112                  | 162                     | Peak    |
| 2412                 | 85.15               | -                       | -                           | 79.74                   | 32.89                       | 3.18                    | 30.66                      | 112                  | 162                     | Average |
| 4824                 | 48.26               | -25.74                  | 74                          | 37.83                   | 35.17                       | 4.58                    | 29.32                      | 100                  | 300                     | Peak    |



|                        |  |                            |            |
|------------------------|--|----------------------------|------------|
| <b>Test Mode :</b>     | 2.4GHz 802.11n HT20  | <b>Temperature :</b>       | 23~24°C    |
| <b>Test Channel :</b>  | 06   | <b>Relative Humidity :</b> | 43~44%     |
| <b>Test Engineer :</b> | Stone Gu   | <b>Polarization :</b>      | Horizontal |
| <b>Remark :</b>        | 1. 2437 MHz is fundamental signal which can be ignored.<br>2. Average measurement was not performed if peak level went lower than the average limit. |                            |            |

| Frequency<br>( MHz ) | Level<br>( dBμV/m ) | Over<br>Limit<br>( dB ) | Limit<br>Line<br>( dBμV/m ) | Read<br>Level<br>(dBμV) | Antenna<br>Factor<br>( dB ) | Cable<br>Loss<br>( dB ) | Preamp<br>Factor<br>( dB ) | Ant<br>Pos<br>( cm ) | Table<br>Pos<br>( deg ) | Remark  |
|----------------------|---------------------|-------------------------|-----------------------------|-------------------------|-----------------------------|-------------------------|----------------------------|----------------------|-------------------------|---------|
| 2437                 | 104.3               | -                       | -                           | 98.78                   | 32.95                       | 3.2                     | 30.63                      | 100                  | 8                       | Peak    |
| 2437                 | 92.25               | -                       | -                           | 86.73                   | 32.95                       | 3.2                     | 30.63                      | 100                  | 8                       | Average |
| 4874                 | 48.68               | -25.32                  | 74                          | 38.22                   | 35.18                       | 4.6                     | 29.32                      | 100                  | 245                     | Peak    |
| 7312                 | 48.16               | -25.84                  | 74                          | 36.5                    | 36.2                        | 5.64                    | 30.18                      | 100                  | 0                       | Peak    |

|                        |  |                            |          |
|------------------------|--|----------------------------|----------|
| <b>Test Mode :</b>     | 2.4GHz 802.11n HT20  | <b>Temperature :</b>       | 23~24°C  |
| <b>Test Channel :</b>  | 06   | <b>Relative Humidity :</b> | 43~44%   |
| <b>Test Engineer :</b> | Stone Gu   | <b>Polarization :</b>      | Vertical |
| <b>Remark :</b>        | 1. 2437 MHz is fundamental signal which can be ignored.<br>2. Average measurement was not performed if peak level went lower than the average limit. |                            |          |

| Frequency<br>( MHz ) | Level<br>( dBμV/m ) | Over<br>Limit<br>( dB ) | Limit<br>Line<br>( dBμV/m ) | Read<br>Level<br>(dBμV) | Antenna<br>Factor<br>( dB ) | Cable<br>Loss<br>( dB ) | Preamp<br>Factor<br>( dB ) | Ant<br>Pos<br>( cm ) | Table<br>Pos<br>( deg ) | Remark  |
|----------------------|---------------------|-------------------------|-----------------------------|-------------------------|-----------------------------|-------------------------|----------------------------|----------------------|-------------------------|---------|
| 2437                 | 102.89              | -                       | -                           | 97.37                   | 32.95                       | 3.2                     | 30.63                      | 108                  | 99                      | Peak    |
| 2437                 | 91.96               | -                       | -                           | 86.44                   | 32.95                       | 3.2                     | 30.63                      | 108                  | 99                      | Average |
| 4874                 | 49.03               | -24.97                  | 74                          | 38.57                   | 35.18                       | 4.6                     | 29.32                      | 100                  | 0                       | Peak    |
| 7312                 | 46.68               | -27.32                  | 74                          | 35.02                   | 36.2                        | 5.64                    | 30.18                      | 100                  | 0                       | Peak    |



|                        |  |                            |            |
|------------------------|--|----------------------------|------------|
| <b>Test Mode :</b>     | 2.4GHz 802.11n HT20  | <b>Temperature :</b>       | 23~24°C    |
| <b>Test Channel :</b>  | 11   | <b>Relative Humidity :</b> | 43~44%     |
| <b>Test Engineer :</b> | Stone Gu   | <b>Polarization :</b>      | Horizontal |
| <b>Remark :</b>        | 1. 2462 MHz is fundamental signal which can be ignored.<br>2. Average measurement was not performed if peak level went lower than the average limit. |                            |            |

| Frequency<br>( MHz ) | Level<br>( dBμV/m ) | Over<br>Limit<br>( dB ) | Limit<br>Line<br>( dBμV/m ) | Read<br>Level<br>(dBμV) | Antenna<br>Factor<br>( dB ) | Cable<br>Loss<br>( dB ) | Preamp<br>Factor<br>( dB ) | Ant<br>Pos<br>( cm ) | Table<br>Pos<br>( deg ) | Remark  |
|----------------------|---------------------|-------------------------|-----------------------------|-------------------------|-----------------------------|-------------------------|----------------------------|----------------------|-------------------------|---------|
| 2462                 | 102.75              | -                       | -                           | 97.18                   | 32.98                       | 3.21                    | 30.62                      | 100                  | 165                     | Peak    |
| 2462                 | 90.33               | -                       | -                           | 84.76                   | 32.98                       | 3.21                    | 30.62                      | 100                  | 165                     | Average |
| 4924                 | 48.88               | -25.12                  | 74                          | 38.39                   | 35.19                       | 4.61                    | 29.31                      | 100                  | 0                       | Peak    |
| 7386                 | 49.33               | -24.67                  | 74                          | 37.65                   | 36.24                       | 5.66                    | 30.22                      | 100                  | 0                       | Peak    |

|                        |  |                            |          |
|------------------------|--|----------------------------|----------|
| <b>Test Mode :</b>     | 2.4GHz 802.11n HT20  | <b>Temperature :</b>       | 23~24°C  |
| <b>Test Channel :</b>  | 11   | <b>Relative Humidity :</b> | 43~44%   |
| <b>Test Engineer :</b> | Stone Gu   | <b>Polarization :</b>      | Vertical |
| <b>Remark :</b>        | 1. 2462 MHz is fundamental signal which can be ignored.<br>2. Average measurement was not performed if peak level went lower than the average limit. |                            |          |

| Frequency<br>( MHz ) | Level<br>( dBμV/m ) | Over<br>Limit<br>( dB ) | Limit<br>Line<br>( dBμV/m ) | Read<br>Level<br>(dBμV) | Antenna<br>Factor<br>( dB ) | Cable<br>Loss<br>( dB ) | Preamp<br>Factor<br>( dB ) | Ant<br>Pos<br>( cm ) | Table<br>Pos<br>( deg ) | Remark  |
|----------------------|---------------------|-------------------------|-----------------------------|-------------------------|-----------------------------|-------------------------|----------------------------|----------------------|-------------------------|---------|
| 2462                 | 100.06              | -                       | -                           | 94.49                   | 32.98                       | 3.21                    | 30.62                      | 100                  | 254                     | Peak    |
| 2462                 | 88.73               | -                       | -                           | 83.16                   | 32.98                       | 3.21                    | 30.62                      | 100                  | 254                     | Average |
| 4924                 | 49.16               | -24.84                  | 74                          | 38.67                   | 35.19                       | 4.61                    | 29.31                      | 120                  | 100                     | Peak    |
| 7386                 | 47.64               | -26.36                  | 74                          | 35.96                   | 36.24                       | 5.66                    | 30.22                      | 120                  | 300                     | Peak    |



|                        |  |                            |            |
|------------------------|--|----------------------------|------------|
| <b>Test Mode :</b>     | 2.4GHz 802.11n HT40  | <b>Temperature :</b>       | 23~24°C    |
| <b>Test Channel :</b>  | 03   | <b>Relative Humidity :</b> | 43~44%     |
| <b>Test Engineer :</b> | Stone Gu   | <b>Polarization :</b>      | Horizontal |
| <b>Remark :</b>        | 1. 2422 MHz is fundamental signal which can be ignored.<br>2. Average measurement was not performed if peak level went lower than the average limit. |                            |            |

| Frequency<br>( MHz ) | Level<br>( dBμV/m ) | Over<br>Limit<br>( dB ) | Limit<br>Line<br>( dBμV/m ) | Read<br>Level<br>(dBμV) | Antenna<br>Factor<br>( dB ) | Cable<br>Loss<br>( dB ) | Preamp<br>Factor<br>( dB ) | Ant<br>Pos<br>( cm ) | Table<br>Pos<br>( deg ) | Remark  |
|----------------------|---------------------|-------------------------|-----------------------------|-------------------------|-----------------------------|-------------------------|----------------------------|----------------------|-------------------------|---------|
| 2422                 | 94.15               | -                       | -                           | 88.69                   | 32.92                       | 3.19                    | 30.65                      | 100                  | 169                     | Peak    |
| 2422                 | 83.28               | -                       | -                           | 77.82                   | 32.92                       | 3.19                    | 30.65                      | 100                  | 169                     | Average |
| 4844                 | 48.46               | -25.54                  | 74                          | 38.01                   | 35.18                       | 4.59                    | 29.32                      | 200                  | 0                       | Peak    |
| 7266                 | 47.76               | -26.24                  | 74                          | 36.1                    | 36.19                       | 5.63                    | 30.16                      | 100                  | 0                       | Peak    |

|                        |  |                            |          |
|------------------------|--|----------------------------|----------|
| <b>Test Mode :</b>     | 2.4GHz 802.11n HT40  | <b>Temperature :</b>       | 23~24°C  |
| <b>Test Channel :</b>  | 03   | <b>Relative Humidity :</b> | 43~44%   |
| <b>Test Engineer :</b> | Stone Gu   | <b>Polarization :</b>      | Vertical |
| <b>Remark :</b>        | 1. 2422 MHz is fundamental signal which can be ignored.<br>2. Average measurement was not performed if peak level went lower than the average limit. |                            |          |

| Frequency<br>( MHz ) | Level<br>( dBμV/m ) | Over<br>Limit<br>( dB ) | Limit<br>Line<br>( dBμV/m ) | Read<br>Level<br>(dBμV) | Antenna<br>Factor<br>( dB ) | Cable<br>Loss<br>( dB ) | Preamp<br>Factor<br>( dB ) | Ant<br>Pos<br>( cm ) | Table<br>Pos<br>( deg ) | Remark  |
|----------------------|---------------------|-------------------------|-----------------------------|-------------------------|-----------------------------|-------------------------|----------------------------|----------------------|-------------------------|---------|
| 2422                 | 88.43               | -                       | -                           | 82.97                   | 32.92                       | 3.19                    | 30.65                      | 107                  | 353                     | Peak    |
| 2422                 | 76.72               | -                       | -                           | 71.26                   | 32.92                       | 3.19                    | 30.65                      | 107                  | 353                     | Average |
| 4844                 | 48.11               | -25.89                  | 74                          | 37.66                   | 35.18                       | 4.59                    | 29.32                      | 100                  | 0                       | Peak    |
| 7266                 | 46.79               | -27.21                  | 74                          | 35.13                   | 36.19                       | 5.63                    | 30.16                      | 100                  | 0                       | Peak    |



|                        |  |                            |            |
|------------------------|--|----------------------------|------------|
| <b>Test Mode :</b>     | 2.4GHz 802.11n HT40  | <b>Temperature :</b>       | 23~24°C    |
| <b>Test Channel :</b>  | 06   | <b>Relative Humidity :</b> | 43~44%     |
| <b>Test Engineer :</b> | Stone Gu   | <b>Polarization :</b>      | Horizontal |
| <b>Remark :</b>        | 1. 2437 MHz is fundamental signal which can be ignored.<br>2. Average measurement was not performed if peak level went lower than the average limit. |                            |            |

| Frequency<br>( MHz ) | Level<br>( dBμV/m ) | Over<br>Limit<br>( dB ) | Limit<br>Line<br>( dBμV/m ) | Read<br>Level<br>(dBμV) | Antenna<br>Factor<br>( dB ) | Cable<br>Loss<br>( dB ) | Preamp<br>Factor<br>( dB ) | Ant<br>Pos<br>( cm ) | Table<br>Pos<br>( deg ) | Remark  |
|----------------------|---------------------|-------------------------|-----------------------------|-------------------------|-----------------------------|-------------------------|----------------------------|----------------------|-------------------------|---------|
| 2437                 | 94.08               | -                       | -                           | 88.56                   | 32.95                       | 3.2                     | 30.63                      | 151                  | 29                      | Peak    |
| 2437                 | 82.78               | -                       | -                           | 77.26                   | 32.95                       | 3.2                     | 30.63                      | 151                  | 29                      | Average |
| 4874                 | 49.12               | -24.88                  | 74                          | 38.66                   | 35.18                       | 4.6                     | 29.32                      | 200                  | 0                       | Peak    |
| 7312                 | 47.22               | -26.78                  | 74                          | 35.56                   | 36.2                        | 5.64                    | 30.18                      | 200                  | 0                       | Peak    |

|                        |  |                            |          |
|------------------------|--|----------------------------|----------|
| <b>Test Mode :</b>     | 2.4GHz 802.11n HT40  | <b>Temperature :</b>       | 23~24°C  |
| <b>Test Channel :</b>  | 06   | <b>Relative Humidity :</b> | 43~44%   |
| <b>Test Engineer :</b> | Stone Gu   | <b>Polarization :</b>      | Vertical |
| <b>Remark :</b>        | 1. 2437 MHz is fundamental signal which can be ignored.<br>2. Average measurement was not performed if peak level went lower than the average limit. |                            |          |

| Frequency<br>( MHz ) | Level<br>( dBμV/m ) | Over<br>Limit<br>( dB ) | Limit<br>Line<br>( dBμV/m ) | Read<br>Level<br>(dBμV) | Antenna<br>Factor<br>( dB ) | Cable<br>Loss<br>( dB ) | Preamp<br>Factor<br>( dB ) | Ant<br>Pos<br>( cm ) | Table<br>Pos<br>( deg ) | Remark  |
|----------------------|---------------------|-------------------------|-----------------------------|-------------------------|-----------------------------|-------------------------|----------------------------|----------------------|-------------------------|---------|
| 2437                 | 92.46               | -                       | -                           | 86.94                   | 32.95                       | 3.2                     | 30.63                      | 107                  | 180                     | Peak    |
| 2437                 | 82.18               | -                       | -                           | 76.66                   | 32.95                       | 3.2                     | 30.63                      | 107                  | 180                     | Average |
| 4874                 | 49.18               | -24.82                  | 74                          | 38.72                   | 35.18                       | 4.6                     | 29.32                      | 200                  | 0                       | Peak    |
| 7312                 | 48.21               | -25.79                  | 74                          | 36.55                   | 36.2                        | 5.64                    | 30.18                      | 100                  | 0                       | Peak    |



|                        |  |                            |            |
|------------------------|--|----------------------------|------------|
| <b>Test Mode :</b>     | 2.4GHz 802.11n HT40  | <b>Temperature :</b>       | 23~24°C    |
| <b>Test Channel :</b>  | 09   | <b>Relative Humidity :</b> | 43~44%     |
| <b>Test Engineer :</b> | Stone Gu   | <b>Polarization :</b>      | Horizontal |
| <b>Remark :</b>        | 1. 2452 MHz is fundamental signal which can be ignored.<br>2. Average measurement was not performed if peak level went lower than the average limit. |                            |            |

| Frequency<br>( MHz ) | Level<br>( dBμV/m ) | Over<br>Limit<br>( dB ) | Limit<br>Line<br>( dBμV/m ) | Read<br>Level<br>(dBμV) | Antenna<br>Factor<br>( dB ) | Cable<br>Loss<br>( dB ) | Preamp<br>Factor<br>( dB ) | Ant<br>Pos<br>( cm ) | Table<br>Pos<br>( deg ) | Remark  |
|----------------------|---------------------|-------------------------|-----------------------------|-------------------------|-----------------------------|-------------------------|----------------------------|----------------------|-------------------------|---------|
| 2452                 | 92.4                | -                       | -                           | 86.88                   | 32.95                       | 3.2                     | 30.63                      | 100                  | 167                     | Peak    |
| 2452                 | 81.21               | -                       | -                           | 75.69                   | 32.95                       | 3.2                     | 30.63                      | 100                  | 167                     | Average |
| 4904                 | 48.68               | -25.32                  | 74                          | 38.2                    | 35.19                       | 4.61                    | 29.32                      | 200                  | 0                       | Peak    |
| 7356                 | 47.65               | -26.35                  | 74                          | 35.99                   | 36.22                       | 5.65                    | 30.21                      | 200                  | 0                       | Peak    |

|                        |  |                            |          |
|------------------------|--|----------------------------|----------|
| <b>Test Mode :</b>     | 2.4GHz 802.11n HT40  | <b>Temperature :</b>       | 23~24°C  |
| <b>Test Channel :</b>  | 09   | <b>Relative Humidity :</b> | 43~44%   |
| <b>Test Engineer :</b> | Stone Gu   | <b>Polarization :</b>      | Vertical |
| <b>Remark :</b>        | 1. 2452 MHz is fundamental signal which can be ignored.<br>2. Average measurement was not performed if peak level went lower than the average limit. |                            |          |

| Frequency<br>( MHz ) | Level<br>( dBμV/m ) | Over<br>Limit<br>( dB ) | Limit<br>Line<br>( dBμV/m ) | Read<br>Level<br>(dBμV) | Antenna<br>Factor<br>( dB ) | Cable<br>Loss<br>( dB ) | Preamp<br>Factor<br>( dB ) | Ant<br>Pos<br>( cm ) | Table<br>Pos<br>( deg ) | Remark  |
|----------------------|---------------------|-------------------------|-----------------------------|-------------------------|-----------------------------|-------------------------|----------------------------|----------------------|-------------------------|---------|
| 2452                 | 90.04               | -                       | -                           | 84.52                   | 32.95                       | 3.2                     | 30.63                      | 104                  | 280                     | Peak    |
| 2452                 | 79.47               | -                       | -                           | 73.95                   | 32.95                       | 3.2                     | 30.63                      | 104                  | 280                     | Average |
| 4904                 | 48.75               | -25.25                  | 74                          | 38.27                   | 35.19                       | 4.61                    | 29.32                      | 200                  | 0                       | Peak    |
| 7356                 | 46.52               | -27.48                  | 74                          | 34.86                   | 36.22                       | 5.65                    | 30.21                      | 100                  | 0                       | Peak    |

## 3.6 AC Conducted Emission Measurement

### 3.6.1 Limit of AC Conducted Emission

For equipment that is designed to be connected to the public utility (AC) power line, the radio frequency voltage that is conducted back onto the AC power line on any frequency or frequencies within the band 150 kHz to 30 MHz shall not exceed the limits in the following table.

| Frequency of Emission<br>(MHz) | Conducted Limit (dB $\mu$ V) |           |
|--------------------------------|------------------------------|-----------|
|                                | Quasi-Peak                   | Average   |
| 0.15-0.5                       | 66 to 56*                    | 56 to 46* |
| 0.5-5                          | 56                           | 46        |
| 5-30                           | 60                           | 50        |

\*Decreases with the logarithm of the frequency.

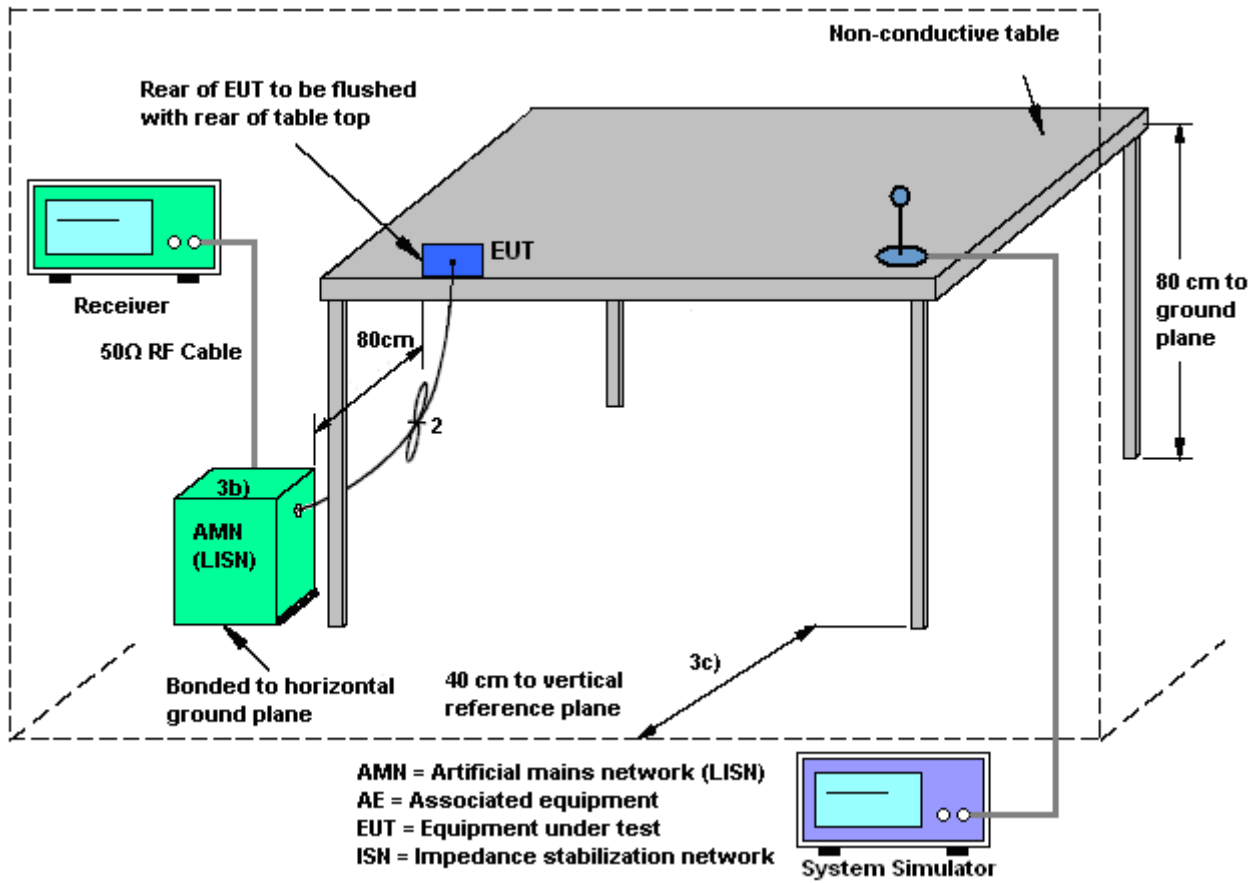
### 3.6.2 Measuring Instruments

The measuring equipment is listed in the section 4 of this test report.

### 3.6.3 Test Procedures

1. The EUT was placed 0.4 meter from the conducting wall of the shielding room, and it was kept at least 80 centimeters from any other grounded conducting surface.
2. Connect EUT to the power mains through a line impedance stabilization network (LISN).
3. All the support units are connecting to the other LISN.
4. The LISN provides 50 ohm coupling impedance for the measuring instrument.
5. The FCC states that a 50 ohm, 50 microhenry LISN should be used.
6. Both sides of AC line were checked for maximum conducted interference.
7. The frequency range from 150 kHz to 30 MHz was searched.
8. Set the test-receiver system to Peak Detect Function and specified bandwidth with Maximum Hold Mode.

### 3.6.4 Test Setup

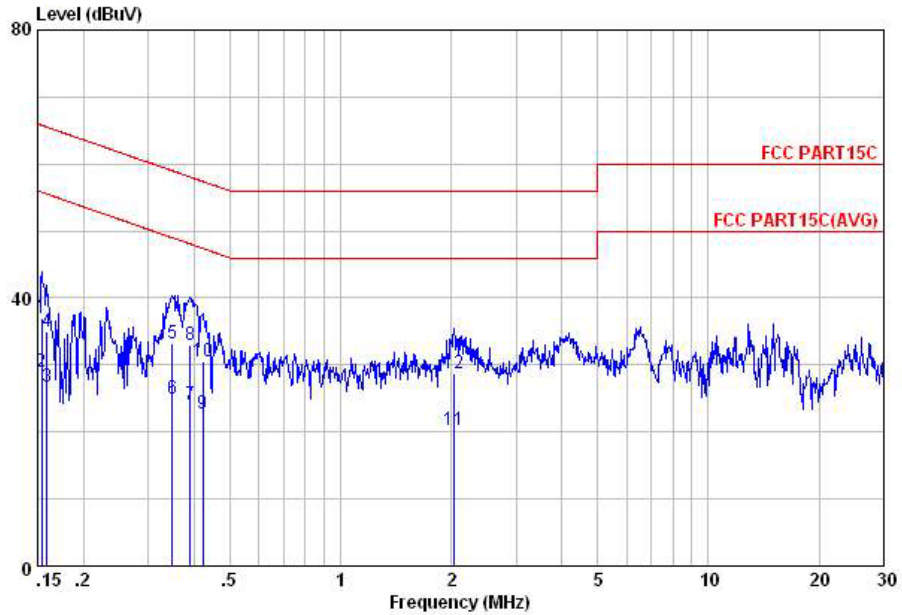






3.6.5 Test Result of AC Conducted Emission

|                 |   |                     |         |
|-----------------|---|---------------------|---------|
| Test Mode :     | Mode 1  | Temperature :       | 21~23°C |
| Test Engineer : | Hawey Tang  | Relative Humidity : | 51~53%  |
| Test Voltage :  | 120Vac / 60Hz   | Phase :             | Line    |
| Function Type : | GSM850 Idle + Bluetooth Link + WLAN Link + Earphone + USB Cable (Charging from Adapter) |                     |         |



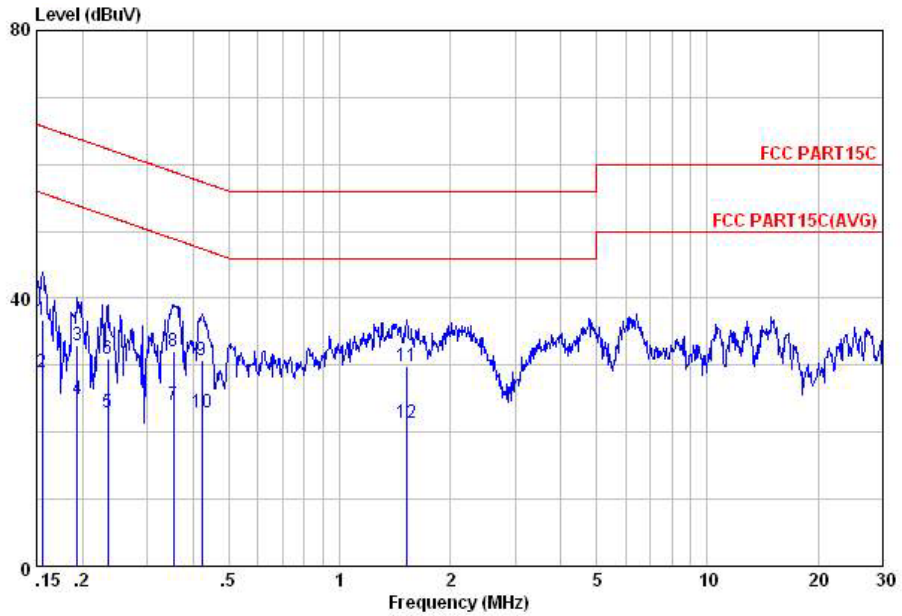
Site : C001-KS  
 Condition: FCC PART15C LISN-L20130306 LINE

mode : Mode 1

|    | Freq | Level | Over   | Limit | Read  | LISN   | Cable | Remark  |
|----|------|-------|--------|-------|-------|--------|-------|---------|
|    | MHz  | dBuV  | Limit  | Line  | Level | Factor | Loss  |         |
|    |      |       | dB     | dBuV  | dBuV  | dB     | dB    |         |
| 1  | 0.15 | 36.99 | -28.79 | 65.78 | 24.40 | 1.89   | 10.70 | QP      |
| 2  | 0.15 | 28.99 | -26.79 | 55.78 | 16.40 | 1.89   | 10.70 | Average |
| 3  | 0.16 | 26.78 | -28.74 | 55.52 | 14.30 | 1.80   | 10.68 | Average |
| 4  | 0.16 | 34.98 | -30.54 | 65.52 | 22.50 | 1.80   | 10.68 | QP      |
| 5  | 0.35 | 33.26 | -25.74 | 59.00 | 22.50 | 0.44   | 10.32 | QP      |
| 6  | 0.35 | 25.06 | -23.94 | 49.00 | 14.30 | 0.44   | 10.32 | Average |
| 7  | 0.39 | 24.03 | -24.05 | 48.08 | 13.40 | 0.34   | 10.29 | Average |
| 8  | 0.39 | 32.93 | -25.15 | 58.08 | 22.30 | 0.34   | 10.29 | QP      |
| 9  | 0.42 | 22.76 | -24.66 | 47.42 | 12.20 | 0.28   | 10.28 | Average |
| 10 | 0.42 | 30.56 | -26.86 | 57.42 | 20.00 | 0.28   | 10.28 | QP      |
| 11 | 2.03 | 20.19 | -25.81 | 46.00 | 9.90  | 0.10   | 10.19 | Average |
| 12 | 2.03 | 28.79 | -27.21 | 56.00 | 18.50 | 0.10   | 10.19 | QP      |



|                 |   |                     |         |
|-----------------|---|---------------------|---------|
| Test Mode :     | Mode 1  | Temperature :       | 21~23°C |
| Test Engineer : | Hawey Tang  | Relative Humidity : | 51~53%  |
| Test Voltage :  | 120Vac / 60Hz   | Phase :             | Neutral |
| Function Type : | GSM850 Idle + Bluetooth Link + WLAN Link + Earphone + USB Cable (Charging from Adapter) |                     |         |



Site : C001-KS  
 Condition: FCC PART15C LISN-M20130306 NEUTRAL

mode : Mode 1

|    | Freq | Level | Over   | Limit | Read  | LISN   | Cable | Remark  |
|----|------|-------|--------|-------|-------|--------|-------|---------|
|    | MHz  | dBuV  | Limit  | Line  | Level | Factor | Loss  |         |
|    |      |       | dB     | dBuV  | dBuV  | dB     | dB    |         |
| 1  | 0.16 | 36.81 | -28.88 | 65.69 | 24.30 | 1.82   | 10.69 | QP      |
| 2  | 0.16 | 29.01 | -26.68 | 55.69 | 16.50 | 1.82   | 10.69 | Average |
| 3  | 0.19 | 33.06 | -30.83 | 63.89 | 21.40 | 1.07   | 10.59 | QP      |
| 4  | 0.19 | 24.86 | -29.03 | 53.89 | 13.20 | 1.07   | 10.59 | Average |
| 5  | 0.23 | 22.86 | -29.44 | 52.30 | 11.40 | 0.93   | 10.53 | Average |
| 6  | 0.23 | 31.06 | -31.24 | 62.30 | 19.60 | 0.93   | 10.53 | QP      |
| 7  | 0.35 | 24.01 | -24.86 | 48.87 | 13.19 | 0.50   | 10.32 | Average |
| 8  | 0.35 | 32.11 | -26.76 | 58.87 | 21.29 | 0.50   | 10.32 | QP      |
| 9  | 0.42 | 30.65 | -26.77 | 57.42 | 20.00 | 0.37   | 10.28 | QP      |
| 10 | 0.42 | 23.05 | -24.37 | 47.42 | 12.40 | 0.37   | 10.28 | Average |
| 11 | 1.53 | 29.79 | -26.21 | 56.00 | 19.50 | 0.10   | 10.19 | QP      |
| 12 | 1.53 | 21.39 | -24.61 | 46.00 | 11.10 | 0.10   | 10.19 | Average |



## **3.7 Antenna Requirements**

### **3.7.1 Standard Applicable**

If directional gain of transmitting antennas is greater than 6dBi, the power shall be reduced by the same level in dB comparing to gain minus 6dBi. For the fixed point-to-point operation, the power shall be reduced by one dB for every 3 dB that the directional gain of the antenna exceeds 6 dBi. The use of a permanently attached antenna or of an antenna that uses a unique coupling to the intentional radiator shall be considered sufficient to comply with the FCC rule.

### **3.7.2 Antenna Anti-Replacement Construction**

An embedded-in antenna design is used.

### **3.7.3 Antenna Gain**

The antenna peak gain of EUT is less than 6 dBi. Therefore, it is not necessary to reduce maximum peak output power limit.



## 4 List of Measuring Equipment

| Instrument                        | Manufacturer | Model No. | Serial No.       | Characteristics | Calibration Date | Test Date     | Due Date      | Remark                |
|-----------------------------------|--------------|-----------|------------------|-----------------|------------------|---------------|---------------|-----------------------|
| Spectrum Analyzer                 | R&S          | FSP40     | 100319           | 9kHz~40GHz      | Dec. 29, 2012    | Nov. 25, 2013 | Dec. 28, 2013 | Conducted (TH01-KS)   |
| Pulse Power Sensor                | Anritsu      | MA2411B   | 0917070          | N/A             | Feb. 28, 2013    | Nov. 25, 2013 | Feb. 27, 2014 | Conducted (TH01-KS)   |
| Power Meter                       | Anritsu      | ML2495A   | 1005002          | N/A             | Feb. 28, 2013    | Nov. 25, 2013 | Feb. 27, 2014 | Conducted (TH01-KS)   |
| EMI Test Receiver                 | R&S          | ESCI      | 100534           | 9kHz~3GHz       | Nov. 07, 2013    | Nov. 22, 2013 | Nov. 06, 2014 | Radiation (03CH01-KS) |
| Spectrum Analyzer                 | R&S          | FSP30     | 101399           | 9kHz~30GHz      | May 23, 2013     | Nov. 22, 2013 | May 22, 2014  | Radiation (03CH01-KS) |
| Bilog Antenna                     | SCHAFFNER    | CBL6112D  | 23182            | 25MHz~2GHz      | Dec. 07, 2012    | Nov. 22, 2013 | Dec. 06, 2013 | Radiation (03CH01-KS) |
| Loop Antenna                      | R&S          | HFH2-Z2   | 100321           | 9kHz-30MHz      | Oct. 21, 2013    | Nov. 22, 2013 | Oct. 20, 2014 | Radiation (03CH01-KS) |
| Double Ridge Horn Antenna         | EMCO         | 3117      | 75959            | 1GHz~18GHz      | Dec. 07, 2012    | Nov. 22, 2013 | Dec. 06, 2013 | Radiation (03CH01-KS) |
| Amplifier                         | com-power    | PA-103A   | 161069           | 1MHz~1GHz       | May 23, 2013     | Nov. 22, 2013 | May 22, 2014  | Radiation (03CH01-KS) |
| Amplifier                         | Agilent      | 8449B     | 3008A02370       | 1GHz~26.5GHz    | Dec. 29, 2012    | Nov. 22, 2013 | Dec. 28, 2013 | Radiation (03CH01-KS) |
| Active Horn Antenna               | com-power    | AHA-118   | 701023           | 1GHz~18GHz      | Nov. 06, 2013    | Nov. 22, 2013 | Nov. 05, 2014 | Radiation (03CH01-KS) |
| SHF-EHF Horn                      | Schwarzbeck  | BBHA 9170 | BBHA170249       | 15GHz~40GHz     | Nov. 23, 2012    | Nov. 22, 2013 | Nov. 22, 2013 | Radiation (03CH01-KS) |
| Turn Table                        | MF           | MF7802    | N/A              | 0 ~ 360 degree  | N/A              | Nov. 22, 2013 | N/A           | Radiation (03CH01-KS) |
| Antenna Mast                      | MF           | MF7802    | N/A              | 1 m - 4 m       | N/A              | Nov. 22, 2013 | N/A           | Radiation (03CH01-KS) |
| EMI Receiver                      | R&S          | ESCI7     | 100768           | 9kHz~7GHz       | May 23, 2013     | Nov. 25, 2013 | May 22, 2014  | Conduction (CO01-KS)  |
| AC LISN                           | MessTec      | AN3016    | 60103            | 9kHz~30MHz      | Dec. 29, 2012    | Nov. 25, 2013 | Dec. 28, 2013 | Conduction (CO01-KS)  |
| AC LISN (for auxiliary equipment) | MessTec      | AN3016    | 60105            | 9kHz~30MHz      | Dec. 29, 2012    | Nov. 25, 2013 | Dec. 28, 2013 | Conduction (CO01-KS)  |
| AC Power Source                   | Chroma       | 61602     | ABP0000008<br>11 | N/A             | Nov. 14, 2013    | Nov. 25, 2013 | Nov. 13, 2014 | Conduction (CO01-KS)  |



## 5 Uncertainty of Evaluation

### Uncertainty of Conducted Emission Measurement (150kHz ~ 30MHz)

|   |      |
|---|------|
| Measuring Uncertainty for a Level of Confidence of 95% ( $U = 2Uc(y)$ ) | 2.26 |
|---|------|

### Uncertainty of Radiated Emission Measurement (30 MHz ~ 1000 MHz)

|   |      |
|---|------|
| Measuring Uncertainty for a Level of Confidence of 95% ( $U = 2Uc(y)$ ) | 2.54 |
|---|------|