

**Appendix D. Product Photos**



**Sample A – Front View**





**Sample A – Rear View**




**Sample B – Front View**



**Sample B – Rear View**




Antenna Location :







### Appendix E. Test Setup Photos




Right Cheek



Right Tilted



Left Cheek



Left Tilted



Face of the DUT with Phantom 1.5 cm Gap



Bottom of the DUT with Phantom 1.5 cm Gap