


Appendix D. Test Setup Photos



Right Cheek




Right Tilted




Left Cheek



Left Tilted




Front of the DUT with Phantom 1 cm Gap



Back of the DUT with Phantom 1 cm Gap




Left Side of the DUT with Phantom 1 cm Gap



Right Side of the DUT with Phantom 1 cm Gap



Top Side of the DUT with Phantom 1 cm Gap




Bottom Side of the DUT with Phantom 1 cm Gap



Back of the DUT with Phantom 1 cm Gap
(DUT with earphone)

Antenna Location :



| Antenna location | Length | Width |
|------------------|--------|-------|
| WWAN(TX/RX) | 5.5cm | 2.0cm |
| BT&WLAN(TX/RX) | 2.2cm | 1.6cm |
| GPS(RX) | 2.2cm | 0.1cm |