

Appendix D. Test Setup Photos



Right Cheek



Right Tilted




Left Cheek




Left Tilted




Face of the DUT with Phantom 1 cm Gap



Back of the DUT with Phantom 1 cm Gap



Right Side of the DUT with Phantom 1 cm Gap



Left Side of the DUT with Phantom 1 cm Gap




Top Side of the DUT with Phantom 1 cm Gap



Bottom Side of the DUT with Phantom 1 cm Gap

Antenna Location :



Antenna location	Length	Width
WWAN(TX/RX)	5.5cm	2.0cm
BT&WLAN(TX/RX)	2.2cm	1.6cm
GPS(RX)	2.2cm	0.1cm