

Test Laboratory: Compliance Certification Services Inc.

TCoil_GSM 1900_CH 810_Z axial**DUT: K5; Type: Mobile Phone; Serial: N/A**

Communication System: GSM 1900; Frequency: 1909.8 MHz; Duty Cycle: 1:8

Medium parameters used: $\sigma = 0$ mho/m, $\epsilon_r = 1$; $\rho = 1$ kg/m³

Phantom section: TCoil Section

Air Temperature: 24.6 deg C; Liquid Temperature: 23.6 deg C

Area Scan Find Secondary Maximum Within 2dB and with a peak SAR value greater than 0.0012W/kg

DASY4 Configuration:

- Probe: AM1DV2 - 1080; ;
- Sensor-Surface: 0mm (Fix Surface)
- Electronics: DAE4 Sn877; Calibrated: 2/17/2010
- Phantom: HAC Test Arch with AMCC; Type: SD HAC P01 BA; Serial: 1027
- Measurement SW: DASY5, V5.0 Build 125; SEMCAD X Version 13.4 Build 125

Scans/z (axial) 4.2mm 50 x 50/ABM Signal(x,y,z) (13x13x1):

Measurement grid: dx=10mm, dy=10mm

Signal Type: Audio File (.wav) 48k_voice_1kHz_1s.wav

Output Gain: 36.372

Measure Window Start: 0ms

Measure Window Length: 1000ms

BWC applied: 0.155979 dB

Device Reference Point: 0, 0, -6.3 mm

Category	Telephone parameters WD signal quality [(signal+noise)-to-noise ratio in decibels]
Category T1	0 dB to 10 dB
Category T2	10 dB to 20 dB
Category T3	20 dB to 30 dB
Category T4	> 30 dB

Cursor:

ABM1 comp = 5.9 dB A/m

BWC Factor = 0.155979 dB

Location: 4.2, -4.2, 3.7 mm

Scans/z (axial) fine 2mm 8 x 8/ABM Signal(x,y,z) (5x5x1):

Measurement grid: dx=10mm, dy=10mm

Signal Type: Audio File (.wav) 48k_voice_1kHz_1s.wav

Output Gain: 36.372

Measure Window Start: 0ms

Measure Window Length: 1000ms

BWC applied: 0.155979 dB

Device Reference Point: 0, 0, -6.3 mm

Category	Telephone parameters WD signal quality [(signal+noise)-to-noise ratio in decibels]
Category T1	0 dB to 10 dB
Category T2	10 dB to 20 dB
Category T3	20 dB to 30 dB
Category T4	> 30 dB

Cursor:

ABM1 comp = 8.29 dB A/m

BWC Factor = 0.155979 dB

Location: 4.2, -4.2, 3.7 mm

Scans/z (axial) fine 2mm 8 x 8/ABM SNR(x,y,z) (5x5x1):

Measurement grid: dx=10mm, dy=10mm

Signal Type: Audio File (.wav) 48k_voice_1kHz_1s.wav

Output Gain: 36.372

Measure Window Start: 0ms

Measure Window Length: 1000ms

BWC applied: 0.155979 dB

Device Reference Point: 0, 0, -6.3 mm

Category	Telephone parameters WD signal quality [(signal+noise)-to-noise ratio in decibels]
Category T1	0 dB to 10 dB
Category T2	10 dB to 20 dB

Category T3	20 dB to 30 dB
Category T4	> 30 dB

Cursor:

ABM1/ABM2 = 28 dB
 ABM1 comp = 8.29 dB A/m
 BWC Factor = 0.155979 dB
 Location: 4.2, -4.2, 3.7 mm


Scans/z (axial) wideband at best S/N/ABM Freq Resp(x,y,z,f) (1x1x1):

Measurement grid: dx=10mm, dy=10mm
 Signal Type: Audio File (.wav) 48k_voice_300-3000_2s.wav
 Output Gain: 71.232
 Measure Window Start: 0ms
 Measure Window Length: 2000ms
 BWC applied: 10.8 dB
 Device Reference Point: 0, 0, -6.3 mm

Category	Telephone parameters WD signal quality [(signal+noise)-to-noise ratio in decibels]
Category T1	0 dB to 10 dB
Category T2	10 dB to 20 dB
Category T3	20 dB to 30 dB
Category T4	> 30 dB

Cursor:

Diff = 1.61 dB
 BWC Factor = 10.8 dB
 Location: 4.2, -4.2, 3.7 mm



Test Laboratory: Compliance Certification Services Inc.

TCoil_WCDMA band V_CH 4132_X longitudinal**DUT: K5; Type: Mobile Phone; Serial: N/A**

Communication System: WCDMA Band V; Frequency: 826.4 MHz; Duty Cycle: 1:1

Medium parameters used: $\sigma = 0$ mho/m, $\epsilon_r = 1$; $\rho = 1$ kg/m³

Phantom section: TCoil Section

Air Temperature: 24.6 deg C; Liquid Temperature: 23.6 deg C

Area Scan Find Secondary Maximum Within 2dB and with a peak SAR value greater than 0.0012W/kg

DASY4 Configuration:

- Probe: AM1DV2 - 1080; ;
- Sensor-Surface: 0mm (Fix Surface)
- Electronics: DAE4 Sn877; Calibrated: 2/17/2010
- Phantom: HAC Test Arch with AMCC; Type: SD HAC P01 BA; Serial: 1027
- Measurement SW: DASY5, V5.0 Build 125; SEMCAD X Version 13.4 Build 125

Scans/x (longitudinal) 4.2mm 50 x 50/ABM Signal(x,y,z) (13x13x1):

Measurement grid: dx=10mm, dy=10mm

Signal Type: Audio File (.wav) 48k_voice_1kHz_1s.wav

Output Gain: 36.372

Measure Window Start: 0ms

Measure Window Length: 1000ms

BWC applied: 0.155979 dB

Device Reference Point: 0, 0, -6.3 mm

Category	Telephone parameters WD signal quality [(signal+noise)-to-noise ratio in decibels]
Category T1	0 dB to 10 dB
Category T2	10 dB to 20 dB
Category T3	20 dB to 30 dB
Category T4	> 30 dB

Cursor:

ABM1 comp = -1.86 dB A/m

BWC Factor = 0.155979 dB

Location: 0, -8.3, 3.7 mm

Scans/x (longitudinal) fine 3mm 42 x 6/ABM Signal(x,y,z) (15x3x1):

Measurement grid: dx=10mm, dy=10mm

Signal Type: Audio File (.wav) 48k_voice_1kHz_1s.wav

Output Gain: 36.372

Measure Window Start: 0ms

Measure Window Length: 1000ms

BWC applied: 0.155979 dB

Device Reference Point: 0, 0, -6.3 mm

Category	Telephone parameters WD signal quality [(signal+noise)-to-noise ratio in decibels]
Category T1	0 dB to 10 dB
Category T2	10 dB to 20 dB
Category T3	20 dB to 30 dB
Category T4	> 30 dB

Cursor:

ABM1 comp = -0.510 dB A/m

BWC Factor = 0.155979 dB

Location: -3, -8.3, 3.7 mm

Scans/x (longitudinal) fine 3mm 42 x 6/ABM SNR(x,y,z) (15x3x1):

Measurement grid: dx=10mm, dy=10mm

Signal Type: Audio File (.wav) 48k_voice_1kHz_1s.wav

Output Gain: 36.372

Measure Window Start: 0ms

Measure Window Length: 1000ms

BWC applied: 0.155979 dB

Device Reference Point: 0, 0, -6.3 mm

Category	Telephone parameters WD signal quality [(signal+noise)-to-noise ratio in decibels]
Category T1	0 dB to 10 dB
Category T2	10 dB to 20 dB

Category T3	20 dB to 30 dB
Category T4	> 30 dB

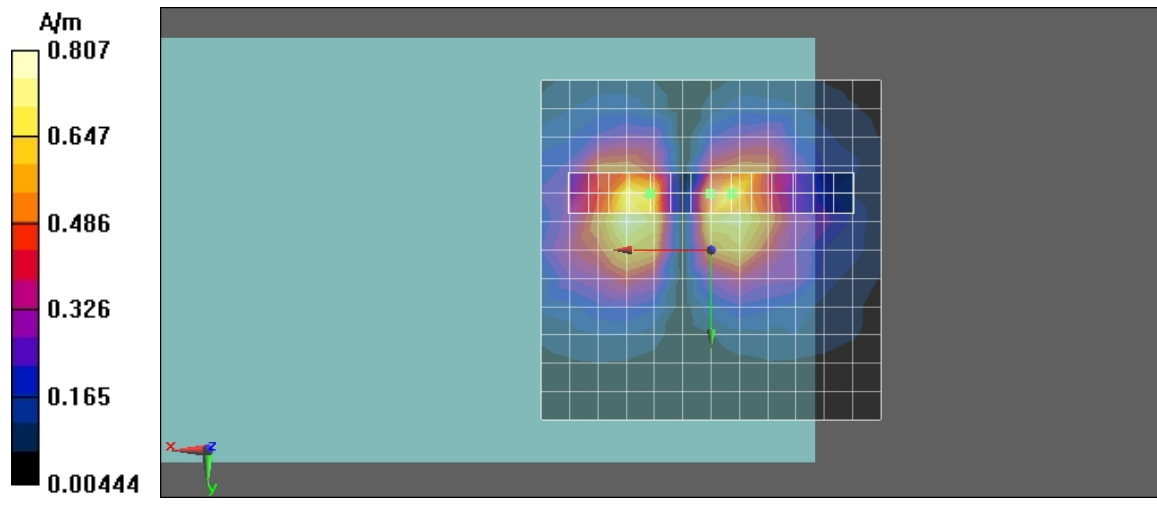
Cursor:

ABM1/ABM2 = 30.2 dB

ABM1 comp = -1.35 dB A/m

BWC Factor = 0.155979 dB

Location: 9, -8.3, 3.7 mm



Test Laboratory: Compliance Certification Services Inc.

TCoil_WCDMA band V_CH 4132_Y transversal**DUT: K5; Type: Mobile Phone; Serial: N/A**

Communication System: WCDMA Band V; Frequency: 826.4 MHz; Duty Cycle: 1:1

Medium parameters used: $\sigma = 0$ mho/m, $\epsilon_r = 1$; $\rho = 1$ kg/m³

Phantom section: TCoil Section

Air Temperature: 24.6 deg C; Liquid Temperature: 23.6 deg C

Area Scan Find Secondary Maximum Within 2dB and with a peak SAR value greater than 0.0012W/kg

DASY4 Configuration:

- Probe: AM1DV2 - 1080; ;
- Sensor-Surface: 0mm (Fix Surface)
- Electronics: DAE4 Sn877; Calibrated: 2/17/2010
- Phantom: HAC Test Arch with AMCC; Type: SD HAC P01 BA; Serial: 1027
- Measurement SW: DASY5, V5.0 Build 125; SEMCAD X Version 13.4 Build 125

Scans/y (transversal) 4.2mm 50 x 50/ABM Signal(x,y,z) (13x13x1):

Measurement grid: dx=10mm, dy=10mm

Signal Type: Audio File (.wav) 48k_voice_1kHz_1s.wav

Output Gain: 36.372

Measure Window Start: 0ms

Measure Window Length: 1000ms

BWC applied: 0.155979 dB

Device Reference Point: 0, 0, -6.3 mm

Category	Telephone parameters WD signal quality [(signal+noise)-to-noise ratio in decibels]
Category T1	0 dB to 10 dB
Category T2	10 dB to 20 dB
Category T3	20 dB to 30 dB
Category T4	> 30 dB

Cursor:

ABM1 comp = -2.68 dB A/m

BWC Factor = 0.155979 dB

Location: 4.2, -8.3, 3.7 mm

Scans/y (transversal) fine 3mm 6 x 42/ABM Signal(x,y,z) (3x15x1):

Measurement grid: dx=10mm, dy=10mm

Signal Type: Audio File (.wav) 48k_voice_1kHz_1s.wav

Output Gain: 36.372

Measure Window Start: 0ms

Measure Window Length: 1000ms

BWC applied: 0.155979 dB

Device Reference Point: 0, 0, -6.3 mm

Category	Telephone parameters WD signal quality [(signal+noise)-to-noise ratio in decibels]
Category T1	0 dB to 10 dB
Category T2	10 dB to 20 dB
Category T3	20 dB to 30 dB
Category T4	> 30 dB

Cursor:

ABM1 comp = -0.457 dB A/m

BWC Factor = 0.155979 dB

Location: 4.2, 3.7, 3.7 mm

Scans/y (transversal) fine 3mm 6 x 42/ABM SNR(x,y,z) (3x15x1):

Measurement grid: dx=10mm, dy=10mm

Signal Type: Audio File (.wav) 48k_voice_1kHz_1s.wav

Output Gain: 36.372

Measure Window Start: 0ms

Measure Window Length: 1000ms

BWC applied: 0.155979 dB

Device Reference Point: 0, 0, -6.3 mm

Category	Telephone parameters WD signal quality [(signal+noise)-to-noise ratio in decibels]
Category T1	0 dB to 10 dB
Category T2	10 dB to 20 dB

Category T3	20 dB to 30 dB
Category T4	> 30 dB

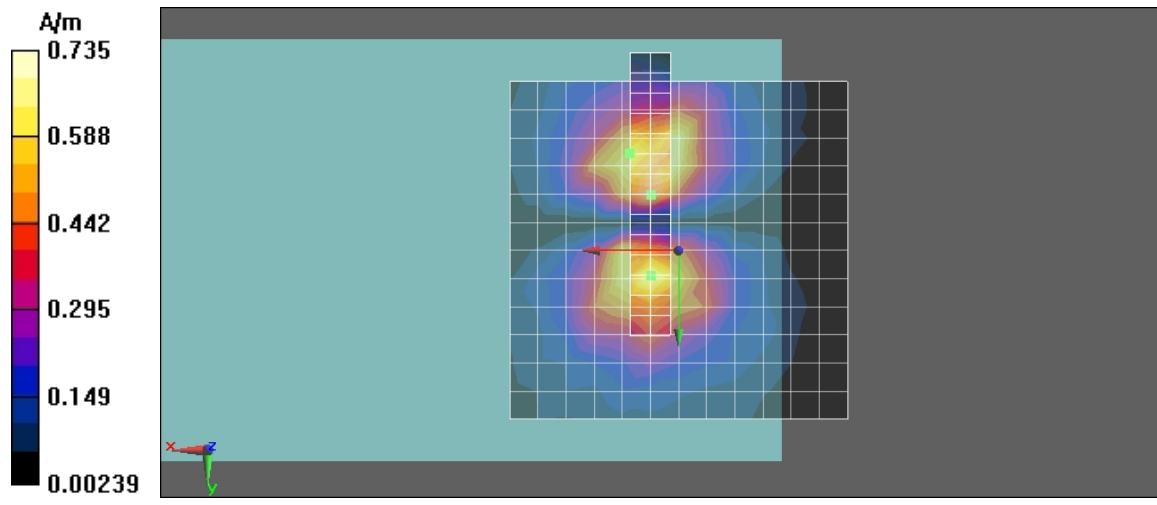
Cursor:

ABM1/ABM2 = 29.3 dB

ABM1 comp = -1.31 dB A/m

BWC Factor = 0.155979 dB

Location: 7.2, -14.3, 3.7 mm



Test Laboratory: Compliance Certification Services Inc.

TCoil_WCDMA band V_CH 4132_Z axial**DUT: K5; Type: Mobile Phone; Serial: N/A**

Communication System: WCDMA Band V; Frequency: 826.4 MHz; Duty Cycle: 1:1

Medium parameters used: $\sigma = 0$ mho/m, $\epsilon_r = 1$; $\rho = 1$ kg/m³

Phantom section: TCoil Section

Air Temperature: 24.6 deg C; Liquid Temperature: 23.6 deg C

Area Scan Find Secondary Maximum Within 2dB and with a peak SAR value greater than 0.0012W/kg

DASY4 Configuration:

- Probe: AM1DV2 - 1080; ;
- Sensor-Surface: 0mm (Fix Surface)
- Electronics: DAE4 Sn877; Calibrated: 2/17/2010
- Phantom: HAC Test Arch with AMCC; Type: SD HAC P01 BA; Serial: 1027
- Measurement SW: DASY5, V5.0 Build 125; SEMCAD X Version 13.4 Build 125

Scans/z (axial) 4.2mm 50 x 50/ABM Signal(x,y,z) (13x13x1):

Measurement grid: dx=10mm, dy=10mm

Signal Type: Audio File (.wav) 48k_voice_1kHz_1s.wav

Output Gain: 36.372

Measure Window Start: 0ms

Measure Window Length: 1000ms

BWC applied: 0.155979 dB

Device Reference Point: 0, 0, -6.3 mm

Category	Telephone parameters WD signal quality [(signal+noise)-to-noise ratio in decibels]
Category T1	0 dB to 10 dB
Category T2	10 dB to 20 dB
Category T3	20 dB to 30 dB
Category T4	> 30 dB

Cursor:

ABM1 comp = 6.25 dB A/m

BWC Factor = 0.155979 dB

Location: 4.2, -4.2, 3.7 mm

Scans/z (axial) fine 2mm 8 x 8/ABM Signal(x,y,z) (5x5x1):

Measurement grid: dx=10mm, dy=10mm

Signal Type: Audio File (.wav) 48k_voice_1kHz_1s.wav

Output Gain: 36.372

Measure Window Start: 0ms

Measure Window Length: 1000ms

BWC applied: 0.155979 dB

Device Reference Point: 0, 0, -6.3 mm

Category	Telephone parameters WD signal quality [(signal+noise)-to-noise ratio in decibels]
Category T1	0 dB to 10 dB
Category T2	10 dB to 20 dB
Category T3	20 dB to 30 dB
Category T4	> 30 dB

Cursor:

ABM1 comp = 8.52 dB A/m

BWC Factor = 0.155979 dB

Location: 4.2, -4.2, 3.7 mm

Scans/z (axial) fine 2mm 8 x 8/ABM SNR(x,y,z) (5x5x1):

Measurement grid: dx=10mm, dy=10mm

Signal Type: Audio File (.wav) 48k_voice_1kHz_1s.wav

Output Gain: 36.372

Measure Window Start: 0ms

Measure Window Length: 1000ms

BWC applied: 0.155979 dB

Device Reference Point: 0, 0, -6.3 mm

Category	Telephone parameters WD signal quality [(signal+noise)-to-noise ratio in decibels]
Category T1	0 dB to 10 dB
Category T2	10 dB to 20 dB

Category T3	20 dB to 30 dB
Category T4	> 30 dB

Cursor:

ABM1/ABM2 = 31.2 dB
 ABM1 comp = 8.45 dB A/m
 BWC Factor = 0.155979 dB
 Location: 6.2, -4.2, 3.7 mm

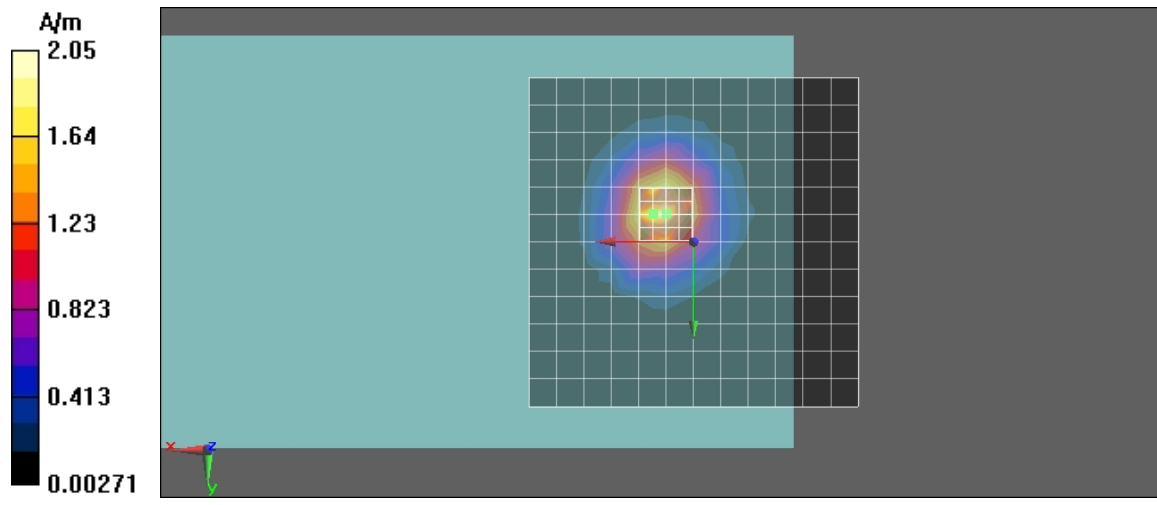
Scans/z (axial) wideband at best S/N/ABM Freq Resp(x,y,z,f) (1x1x1):

Measurement grid: dx=10mm, dy=10mm
 Signal Type: Audio File (.wav) 48k_voice_300-3000_2s.wav
 Output Gain: 71.232
 Measure Window Start: 0ms
 Measure Window Length: 2000ms
 BWC applied: 10.8 dB
 Device Reference Point: 0, 0, -6.3 mm

Category	Telephone parameters WD signal quality [(signal+noise)-to-noise ratio in decibels]
Category T1	0 dB to 10 dB
Category T2	10 dB to 20 dB
Category T3	20 dB to 30 dB
Category T4	> 30 dB

Cursor:

Diff = 1.57 dB
 BWC Factor = 10.8 dB
 Location: 6.2, -4.2, 3.7 mm



Test Laboratory: Compliance Certification Services Inc.

TCoil_WCDMA band V_CH 4182_X longitudinal**DUT: K5; Type: Mobile Phone; Serial: N/A**

Communication System: WCDMA Band V; Frequency: 836.4 MHz; Duty Cycle: 1:1

Medium parameters used: $\sigma = 0$ mho/m, $\epsilon_r = 1$; $\rho = 1$ kg/m³

Phantom section: TCoil Section

Air Temperature: 24.6 deg C; Liquid Temperature: 23.6 deg C

Area Scan Find Secondary Maximum Within 2dB and with a peak SAR value greater than 0.0012W/kg

DASY4 Configuration:

- Probe: AM1DV2 - 1080; ;
- Sensor-Surface: 0mm (Fix Surface)
- Electronics: DAE4 Sn877; Calibrated: 2/17/2010
- Phantom: HAC Test Arch with AMCC; Type: SD HAC P01 BA; Serial: 1027
- Measurement SW: DASY5, V5.0 Build 125; SEMCAD X Version 13.4 Build 125

Scans/x (longitudinal) 4.2mm 50 x 50/ABM Signal(x,y,z) (13x13x1):

Measurement grid: dx=10mm, dy=10mm

Signal Type: Audio File (.wav) 48k_voice_1kHz_1s.wav

Output Gain: 36.372

Measure Window Start: 0ms

Measure Window Length: 1000ms

BWC applied: 0.155041 dB

Device Reference Point: 0, 0, -6.3 mm

Category	Telephone parameters WD signal quality [(signal+noise)-to-noise ratio in decibels]
Category T1	0 dB to 10 dB
Category T2	10 dB to 20 dB
Category T3	20 dB to 30 dB
Category T4	> 30 dB

Cursor:

ABM1 comp = -2.52 dB A/m

BWC Factor = 0.155041 dB

Location: 8.3, -4.2, 3.7 mm

Scans/x (longitudinal) fine 3mm 42 x 6/ABM Signal(x,y,z) (15x3x1):

Measurement grid: dx=10mm, dy=10mm

Signal Type: Audio File (.wav) 48k_voice_1kHz_1s.wav

Output Gain: 36.372

Measure Window Start: 0ms

Measure Window Length: 1000ms

BWC applied: 0.155041 dB

Device Reference Point: 0, 0, -6.3 mm

Category	Telephone parameters WD signal quality [(signal+noise)-to-noise ratio in decibels]
Category T1	0 dB to 10 dB
Category T2	10 dB to 20 dB
Category T3	20 dB to 30 dB
Category T4	> 30 dB

Cursor:

ABM1 comp = -1.91 dB A/m

BWC Factor = 0.155041 dB

Location: 8.3, -1.2, 3.7 mm

Scans/x (longitudinal) fine 3mm 42 x 6/ABM SNR(x,y,z) (15x3x1):

Measurement grid: dx=10mm, dy=10mm

Signal Type: Audio File (.wav) 48k_voice_1kHz_1s.wav

Output Gain: 36.372

Measure Window Start: 0ms

Measure Window Length: 1000ms

BWC applied: 0.155041 dB

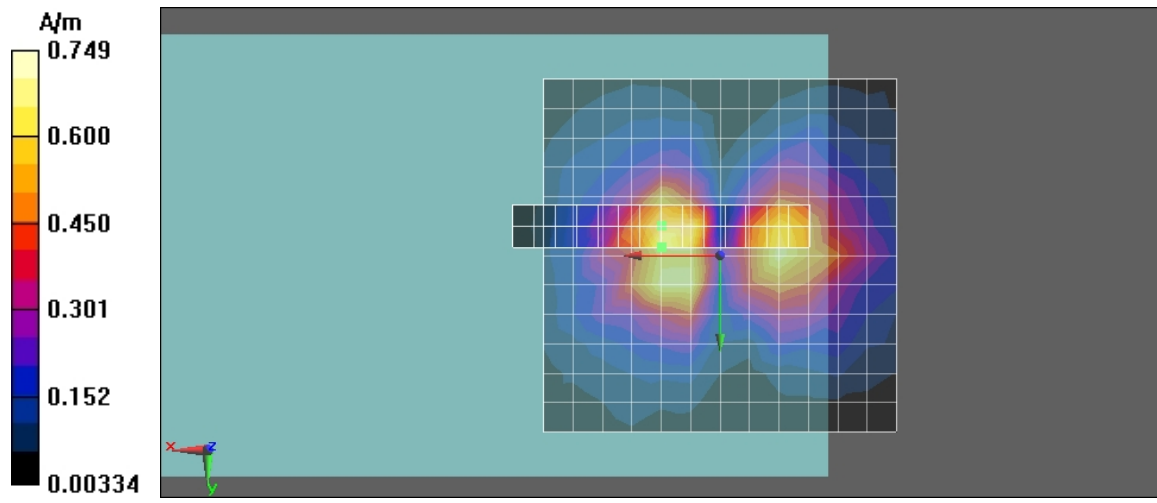
Device Reference Point: 0, 0, -6.3 mm

Category	Telephone parameters WD signal quality [(signal+noise)-to-noise ratio in decibels]
Category T1	0 dB to 10 dB
Category T2	10 dB to 20 dB

Category T3	20 dB to 30 dB
Category T4	> 30 dB

Cursor:

ABM1/ABM2 = 30.5 dB
ABM1 comp = -1.91 dB A/m
BWC Factor = 0.155041 dB
Location: 8.3, -1.2, 3.7 mm



Test Laboratory: Compliance Certification Services Inc.

TCoil_WCDMA band V_CH 4182_Y transversal**DUT: K5; Type: Mobile Phone; Serial: N/A**

Communication System: WCDMA Band V; Frequency: 836.4 MHz; Duty Cycle: 1:1

Medium parameters used: $\sigma = 0$ mho/m, $\epsilon_r = 1$; $\rho = 1$ kg/m³

Phantom section: TCoil Section

Air Temperature: 24.6 deg C; Liquid Temperature: 23.6 deg C

Area Scan Find Secondary Maximum Within 2dB and with a peak SAR value greater than 0.0012W/kg

DASY4 Configuration:

- Probe: AM1DV2 - 1080; ;
- Sensor-Surface: 0mm (Fix Surface)
- Electronics: DAE4 Sn877; Calibrated: 2/17/2010
- Phantom: HAC Test Arch with AMCC; Type: SD HAC P01 BA; Serial: 1027
- Measurement SW: DASY5, V5.0 Build 125; SEMCAD X Version 13.4 Build 125

Scans/y (transversal) 4.2mm 50 x 50/ABM Signal(x,y,z) (13x13x1):

Measurement grid: dx=10mm, dy=10mm

Signal Type: Audio File (.wav) 48k_voice_1kHz_1s.wav

Output Gain: 36.372

Measure Window Start: 0ms

Measure Window Length: 1000ms

BWC applied: 0.155041 dB

Device Reference Point: 0, 0, -6.3 mm

Category	Telephone parameters WD signal quality [(signal+noise)-to-noise ratio in decibels]
Category T1	0 dB to 10 dB
Category T2	10 dB to 20 dB
Category T3	20 dB to 30 dB
Category T4	> 30 dB

Cursor:

ABM1 comp = -2.36 dB A/m

BWC Factor = 0.155041 dB

Location: -4.2, -8.3, 3.7 mm

Scans/y (transversal) fine 3mm 6 x 42/ABM Signal(x,y,z) (3x15x1):

Measurement grid: dx=10mm, dy=10mm

Signal Type: Audio File (.wav) 48k_voice_1kHz_1s.wav

Output Gain: 36.372

Measure Window Start: 0ms

Measure Window Length: 1000ms

BWC applied: 0.155041 dB

Device Reference Point: 0, 0, -6.3 mm

Category	Telephone parameters WD signal quality [(signal+noise)-to-noise ratio in decibels]
Category T1	0 dB to 10 dB
Category T2	10 dB to 20 dB
Category T3	20 dB to 30 dB
Category T4	> 30 dB

Cursor:

ABM1 comp = -3.6 dB A/m

BWC Factor = 0.155041 dB

Location: -1.2, -8.3, 3.7 mm

Scans/y (transversal) fine 3mm 6 x 42/ABM SNR(x,y,z) (3x15x1):

Measurement grid: dx=10mm, dy=10mm

Signal Type: Audio File (.wav) 48k_voice_1kHz_1s.wav

Output Gain: 36.372

Measure Window Start: 0ms

Measure Window Length: 1000ms

BWC applied: 0.155041 dB

Device Reference Point: 0, 0, -6.3 mm

Category	Telephone parameters WD signal quality [(signal+noise)-to-noise ratio in decibels]
Category T1	0 dB to 10 dB
Category T2	10 dB to 20 dB

Category T3	20 dB to 30 dB
Category T4	> 30 dB

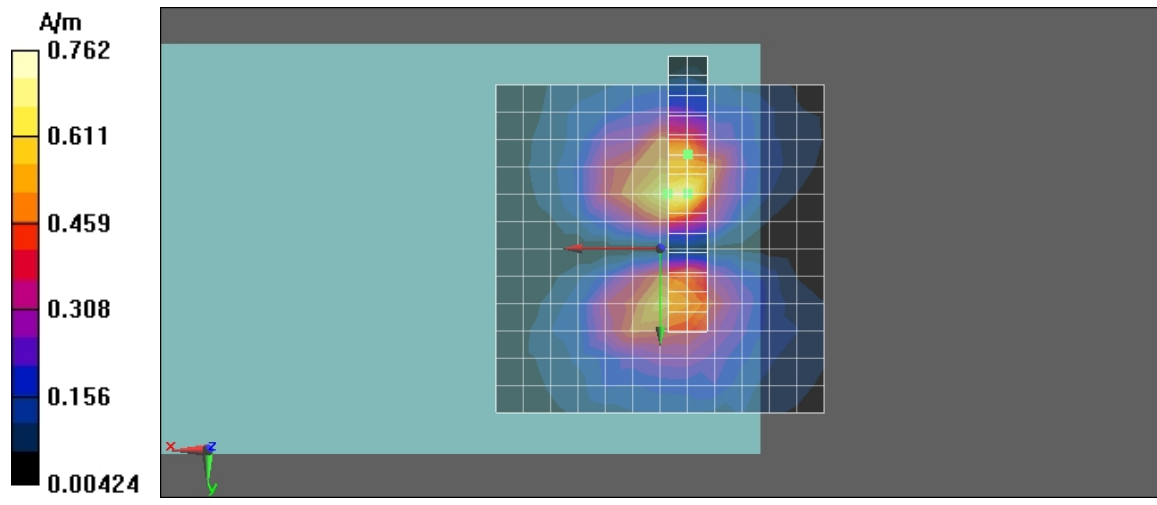
Cursor:

ABM1/ABM2 = 31.2 dB

ABM1 comp = -4.79 dB A/m

BWC Factor = 0.155041 dB

Location: -4.2, -14.3, 3.7 mm



Test Laboratory: Compliance Certification Services Inc.

TCoil_WCDMA band V_CH 4182_Z axial**DUT: K5; Type: Mobile Phone; Serial: N/A**

Communication System: WCDMA Band V; Frequency: 836.4 MHz; Duty Cycle: 1:1

Medium parameters used: $\sigma = 0$ mho/m, $\epsilon_r = 1$; $\rho = 1$ kg/m³

Phantom section: TCoil Section

Air Temperature: 24.6 deg C; Liquid Temperature: 23.6 deg C

Area Scan Find Secondary Maximum Within 2dB and with a peak SAR value greater than 0.0012W/kg

DASY4 Configuration:

- Probe: AM1DV2 - 1080; ;
- Sensor-Surface: 0mm (Fix Surface)
- Electronics: DAE4 Sn877; Calibrated: 2/17/2010
- Phantom: HAC Test Arch with AMCC; Type: SD HAC P01 BA; Serial: 1027
- Measurement SW: DASY5, V5.0 Build 125; SEMCAD X Version 13.4 Build 125

Scans/z (axial) 4.2mm 50 x 50/ABM Signal(x,y,z) (13x13x1):

Measurement grid: dx=10mm, dy=10mm

Signal Type: Audio File (.wav) 48k_voice_1kHz_1s.wav

Output Gain: 36.372

Measure Window Start: 0ms

Measure Window Length: 1000ms

BWC applied: 0.155041 dB

Device Reference Point: 0, 0, -6.3 mm

Category	Telephone parameters WD signal quality [(signal+noise)-to-noise ratio in decibels]
Category T1	0 dB to 10 dB
Category T2	10 dB to 20 dB
Category T3	20 dB to 30 dB
Category T4	> 30 dB

Cursor:

ABM1 comp = 4.46 dB A/m

BWC Factor = 0.155041 dB

Location: 0, 0, 3.7 mm

Scans/z (axial) fine 2mm 8 x 8/ABM Signal(x,y,z) (5x5x1):

Measurement grid: dx=10mm, dy=10mm

Signal Type: Audio File (.wav) 48k_voice_1kHz_1s.wav

Output Gain: 36.372

Measure Window Start: 0ms

Measure Window Length: 1000ms

BWC applied: 0.155041 dB

Device Reference Point: 0, 0, -6.3 mm

Category	Telephone parameters WD signal quality [(signal+noise)-to-noise ratio in decibels]
Category T1	0 dB to 10 dB
Category T2	10 dB to 20 dB
Category T3	20 dB to 30 dB
Category T4	> 30 dB

Cursor:

ABM1 comp = 5.78 dB A/m

BWC Factor = 0.155041 dB

Location: -2, 2, 3.7 mm

Scans/z (axial) fine 2mm 8 x 8/ABM SNR(x,y,z) (5x5x1):

Measurement grid: dx=10mm, dy=10mm

Signal Type: Audio File (.wav) 48k_voice_1kHz_1s.wav

Output Gain: 36.372

Measure Window Start: 0ms

Measure Window Length: 1000ms

BWC applied: 0.155041 dB

Device Reference Point: 0, 0, -6.3 mm

Category	Telephone parameters WD signal quality [(signal+noise)-to-noise ratio in decibels]
Category T1	0 dB to 10 dB
Category T2	10 dB to 20 dB

Category T3	20 dB to 30 dB
Category T4	> 30 dB

Cursor:

ABM1/ABM2 = 32 dB
 ABM1 comp = 4.38 dB A/m
 BWC Factor = 0.155041 dB
 Location: -4, -4, 3.7 mm

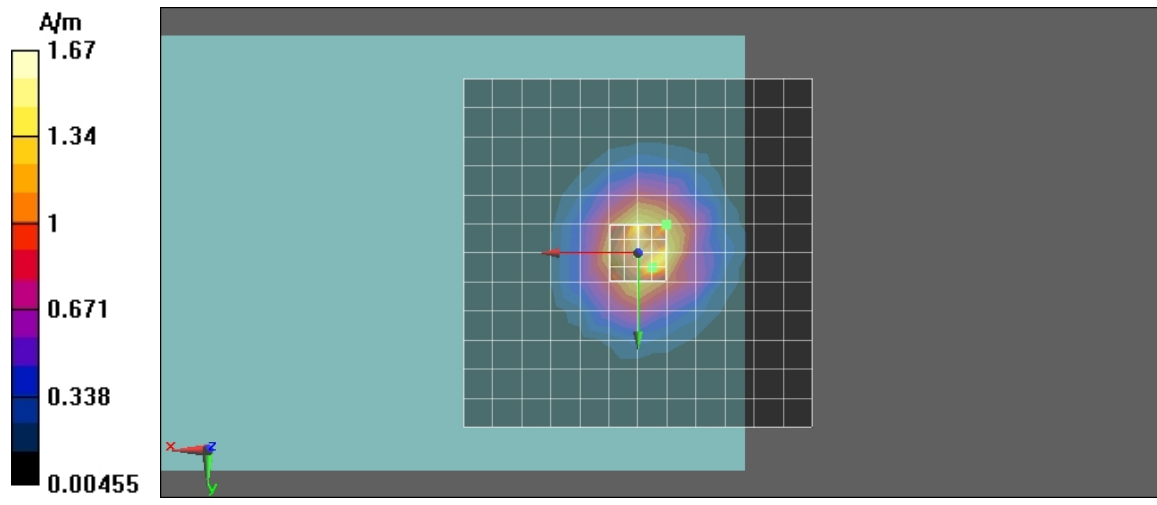
Scans/z (axial) wideband at best S/N/ABM Freq Resp(x,y,z,f) (1x1x1):

Measurement grid: dx=10mm, dy=10mm
 Signal Type: Audio File (.wav) 48k_voice_300-3000_2s.wav
 Output Gain: 71.232
 Measure Window Start: 0ms
 Measure Window Length: 2000ms
 BWC applied: 10.8 dB
 Device Reference Point: 0, 0, -6.3 mm

Category	Telephone parameters WD signal quality [(signal+noise)-to-noise ratio in decibels]
Category T1	0 dB to 10 dB
Category T2	10 dB to 20 dB
Category T3	20 dB to 30 dB
Category T4	> 30 dB

Cursor:

Diff = 1.23 dB
 BWC Factor = 10.8 dB
 Location: -4, -4, 3.7 mm



Test Laboratory: Compliance Certification Services Inc.

TCoil_WCDMA band V_CH 4233_X longitudinal**DUT: K5; Type: Mobile Phone; Serial: N/A**

Communication System: WCDMA Band V; Frequency: 846.6 MHz; Duty Cycle: 1:1

Medium parameters used: $\sigma = 0$ mho/m, $\epsilon_r = 1$; $\rho = 1$ kg/m³

Phantom section: TCoil Section

Air Temperature: 24.6 deg C; Liquid Temperature: 23.6 deg C

Area Scan Find Secondary Maximum Within 2dB and with a peak SAR value greater than 0.0012W/kg

DASY4 Configuration:

- Probe: AM1DV2 - 1080; ;
- Sensor-Surface: 0mm (Fix Surface)
- Electronics: DAE4 Sn877; Calibrated: 2/17/2010
- Phantom: HAC Test Arch with AMCC; Type: SD HAC P01 BA; Serial: 1027
- Measurement SW: DASY5, V5.0 Build 125; SEMCAD X Version 13.4 Build 125

Scans/x (longitudinal) 4.2mm 50 x 50/ABM Signal(x,y,z) (13x13x1):

Measurement grid: dx=10mm, dy=10mm

Signal Type: Audio File (.wav) 48k_voice_1kHz_1s.wav

Output Gain: 36.372

Measure Window Start: 0ms

Measure Window Length: 1000ms

BWC applied: 0.155979 dB

Device Reference Point: 0, 0, -6.3 mm

Category	Telephone parameters WD signal quality [(signal+noise)-to-noise ratio in decibels]
Category T1	0 dB to 10 dB
Category T2	10 dB to 20 dB
Category T3	20 dB to 30 dB
Category T4	> 30 dB

Cursor:

ABM1 comp = -1.77 dB A/m

BWC Factor = 0.155979 dB

Location: 4.2, 0, 3.7 mm

Scans/x (longitudinal) fine 3mm 42 x 6/ABM Signal(x,y,z) (15x3x1):

Measurement grid: dx=10mm, dy=10mm

Signal Type: Audio File (.wav) 48k_voice_1kHz_1s.wav

Output Gain: 36.372

Measure Window Start: 0ms

Measure Window Length: 1000ms

BWC applied: 0.155979 dB

Device Reference Point: 0, 0, -6.3 mm

Category	Telephone parameters WD signal quality [(signal+noise)-to-noise ratio in decibels]
Category T1	0 dB to 10 dB
Category T2	10 dB to 20 dB
Category T3	20 dB to 30 dB
Category T4	> 30 dB

Cursor:

ABM1 comp = -1.37 dB A/m

BWC Factor = 0.155979 dB

Location: -7.8, -3, 3.7 mm

Scans/x (longitudinal) fine 3mm 42 x 6/ABM SNR(x,y,z) (15x3x1):

Measurement grid: dx=10mm, dy=10mm

Signal Type: Audio File (.wav) 48k_voice_1kHz_1s.wav

Output Gain: 36.372

Measure Window Start: 0ms

Measure Window Length: 1000ms

BWC applied: 0.155979 dB

Device Reference Point: 0, 0, -6.3 mm

Category	Telephone parameters WD signal quality [(signal+noise)-to-noise ratio in decibels]
Category T1	0 dB to 10 dB
Category T2	10 dB to 20 dB

Category T3	20 dB to 30 dB
Category T4	> 30 dB

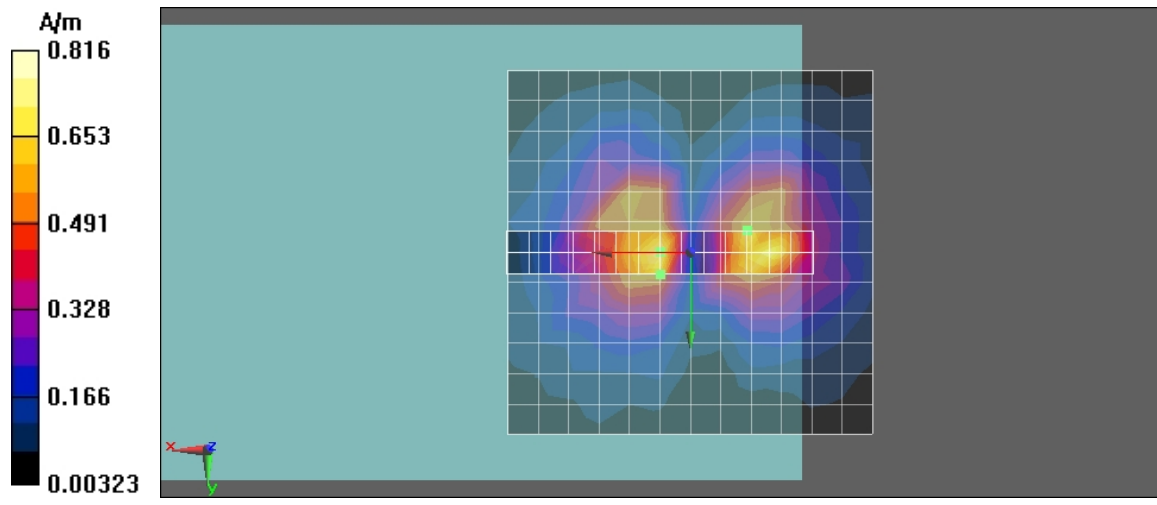
Cursor:

ABM1/ABM2 = 30.3 dB

ABM1 comp = -2.76 dB A/m

BWC Factor = 0.155979 dB

Location: 4.2, 3, 3.7 mm



Test Laboratory: Compliance Certification Services Inc.

TCoil_WCDMA band V_CH 4233_Y transversal**DUT: K5; Type: Mobile Phone; Serial: N/A**

Communication System: WCDMA Band V; Frequency: 846.6 MHz; Duty Cycle: 1:1

Medium parameters used: $\sigma = 0$ mho/m, $\epsilon_r = 1$; $\rho = 1$ kg/m³

Phantom section: TCoil Section

Air Temperature: 24.6 deg C; Liquid Temperature: 23.6 deg C

Area Scan Find Secondary Maximum Within 2dB and with a peak SAR value greater than 0.0012W/kg

DASY4 Configuration:

- Probe: AM1DV2 - 1080; ;
- Sensor-Surface: 0mm (Fix Surface)
- Electronics: DAE4 Sn877; Calibrated: 2/17/2010
- Phantom: HAC Test Arch with AMCC; Type: SD HAC P01 BA; Serial: 1027
- Measurement SW: DASY5, V5.0 Build 125; SEMCAD X Version 13.4 Build 125

Scans/y (transversal) 4.2mm 50 x 50/ABM Signal(x,y,z) (13x13x1):

Measurement grid: dx=10mm, dy=10mm

Signal Type: Audio File (.wav) 48k_voice_1kHz_1s.wav

Output Gain: 36.372

Measure Window Start: 0ms

Measure Window Length: 1000ms

BWC applied: 0.155979 dB

Device Reference Point: 0, 0, -6.3 mm

Category	Telephone parameters WD signal quality [(signal+noise)-to-noise ratio in decibels]
Category T1	0 dB to 10 dB
Category T2	10 dB to 20 dB
Category T3	20 dB to 30 dB
Category T4	> 30 dB

Cursor:

ABM1 comp = -1.38 dB A/m

BWC Factor = 0.155979 dB

Location: 0, -8.3, 3.7 mm

Scans/y (transversal) fine 3mm 6 x 42/ABM Signal(x,y,z) (3x15x1):

Measurement grid: dx=10mm, dy=10mm

Signal Type: Audio File (.wav) 48k_voice_1kHz_1s.wav

Output Gain: 36.372

Measure Window Start: 0ms

Measure Window Length: 1000ms

BWC applied: 0.155979 dB

Device Reference Point: 0, 0, -6.3 mm

Category	Telephone parameters WD signal quality [(signal+noise)-to-noise ratio in decibels]
Category T1	0 dB to 10 dB
Category T2	10 dB to 20 dB
Category T3	20 dB to 30 dB
Category T4	> 30 dB

Cursor:

ABM1 comp = -2.33 dB A/m

BWC Factor = 0.155979 dB

Location: 0, -11.3, 3.7 mm

Scans/y (transversal) fine 3mm 6 x 42/ABM SNR(x,y,z) (3x15x1):

Measurement grid: dx=10mm, dy=10mm

Signal Type: Audio File (.wav) 48k_voice_1kHz_1s.wav

Output Gain: 36.372

Measure Window Start: 0ms

Measure Window Length: 1000ms

BWC applied: 0.155979 dB

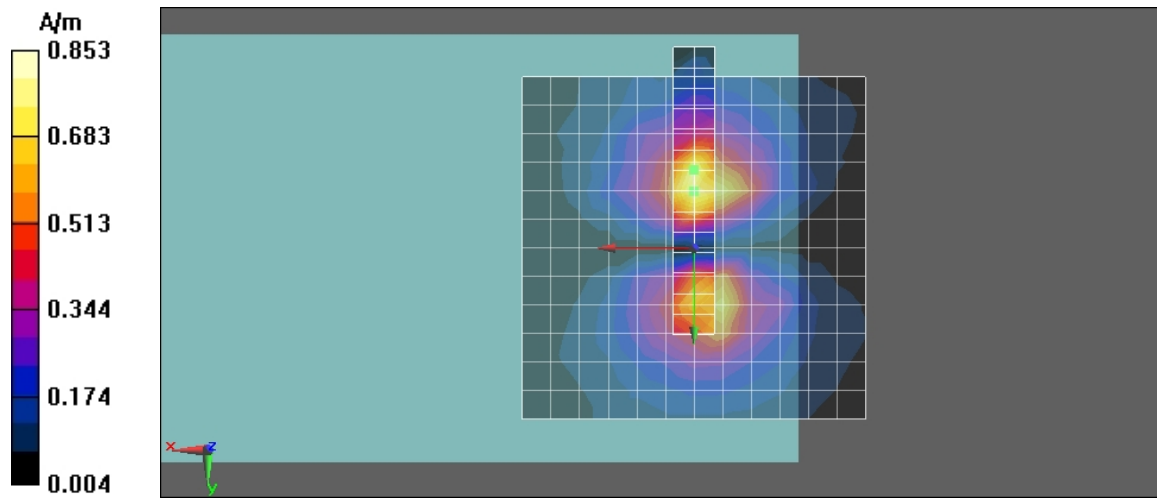
Device Reference Point: 0, 0, -6.3 mm

Category	Telephone parameters WD signal quality [(signal+noise)-to-noise ratio in decibels]
Category T1	0 dB to 10 dB
Category T2	10 dB to 20 dB

Category T3	20 dB to 30 dB
Category T4	> 30 dB

Cursor:

ABM1/ABM2 = 30.8 dB
ABM1 comp = -2.33 dB A/m
BWC Factor = 0.155979 dB
Location: 0, -11.3, 3.7 mm



Test Laboratory: Compliance Certification Services Inc.

TCoil_WCDMA band V_CH 4233_Z axial**DUT: K5; Type: Mobile Phone; Serial: N/A**

Communication System: WCDMA Band V; Frequency: 846.6 MHz; Duty Cycle: 1:1

Medium parameters used: $\sigma = 0$ mho/m, $\epsilon_r = 1$; $\rho = 1$ kg/m³

Phantom section: TCoil Section

Air Temperature: 24.6 deg C; Liquid Temperature: 23.6 deg C

Area Scan Find Secondary Maximum Within 2dB and with a peak SAR value greater than 0.0012W/kg

DASY4 Configuration:

- Probe: AM1DV2 - 1080; ;
- Sensor-Surface: 0mm (Fix Surface)
- Electronics: DAE4 Sn877; Calibrated: 2/17/2010
- Phantom: HAC Test Arch with AMCC; Type: SD HAC P01 BA; Serial: 1027
- Measurement SW: DASY5, V5.0 Build 125; SEMCAD X Version 13.4 Build 125

Scans/z (axial) 4.2mm 50 x 50/ABM Signal(x,y,z) (13x13x1):

Measurement grid: dx=10mm, dy=10mm

Signal Type: Audio File (.wav) 48k_voice_1kHz_1s.wav

Output Gain: 36.372

Measure Window Start: 0ms

Measure Window Length: 1000ms

BWC applied: 0.155979 dB

Device Reference Point: 0, 0, -6.3 mm

Category	Telephone parameters WD signal quality [(signal+noise)-to-noise ratio in decibels]
Category T1	0 dB to 10 dB
Category T2	10 dB to 20 dB
Category T3	20 dB to 30 dB
Category T4	> 30 dB

Cursor:

ABM1 comp = 4.53 dB A/m

BWC Factor = 0.155979 dB

Location: 0, 0, 3.7 mm

Scans/z (axial) fine 2mm 8 x 8/ABM Signal(x,y,z) (5x5x1):

Measurement grid: dx=10mm, dy=10mm

Signal Type: Audio File (.wav) 48k_voice_1kHz_1s.wav

Output Gain: 36.372

Measure Window Start: 0ms

Measure Window Length: 1000ms

BWC applied: 0.155979 dB

Device Reference Point: 0, 0, -6.3 mm

Category	Telephone parameters WD signal quality [(signal+noise)-to-noise ratio in decibels]
Category T1	0 dB to 10 dB
Category T2	10 dB to 20 dB
Category T3	20 dB to 30 dB
Category T4	> 30 dB

Cursor:

ABM1 comp = 6.15 dB A/m

BWC Factor = 0.155979 dB

Location: 0, 2, 3.7 mm

Scans/z (axial) fine 2mm 8 x 8/ABM SNR(x,y,z) (5x5x1):

Measurement grid: dx=10mm, dy=10mm

Signal Type: Audio File (.wav) 48k_voice_1kHz_1s.wav

Output Gain: 36.372

Measure Window Start: 0ms

Measure Window Length: 1000ms

BWC applied: 0.155979 dB

Device Reference Point: 0, 0, -6.3 mm

Category	Telephone parameters WD signal quality [(signal+noise)-to-noise ratio in decibels]
Category T1	0 dB to 10 dB
Category T2	10 dB to 20 dB

Category T3	20 dB to 30 dB
Category T4	> 30 dB

Cursor:

ABM1/ABM2 = 31.5 dB
 ABM1 comp = 6.15 dB A/m
 BWC Factor = 0.155979 dB
 Location: 0, 2, 3.7 mm

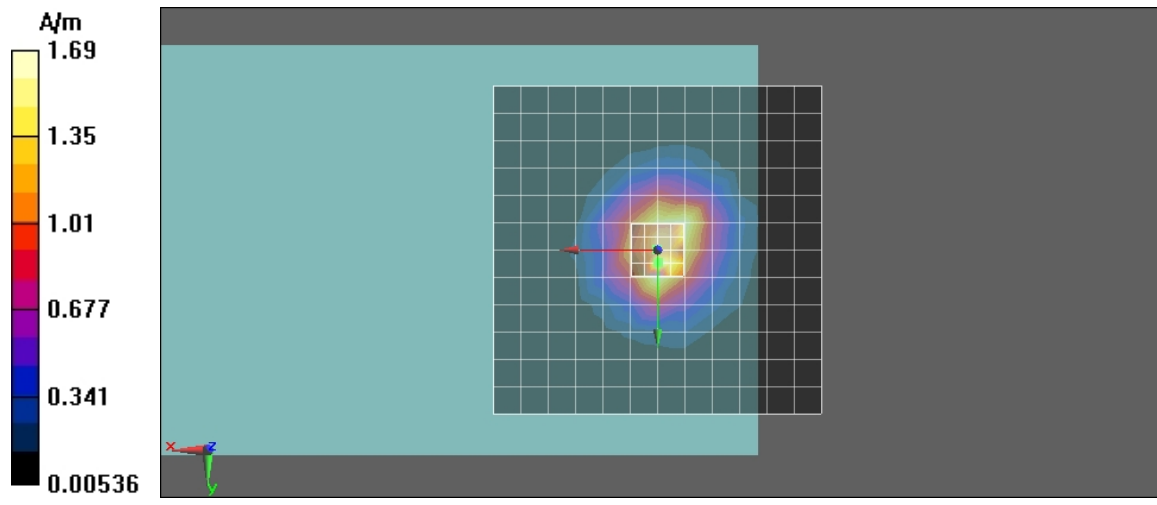
Scans/z (axial) wideband at best S/N/ABM Freq Resp(x,y,z,f) (1x1x1):

Measurement grid: dx=10mm, dy=10mm
 Signal Type: Audio File (.wav) 48k_voice_300-3000_2s.wav
 Output Gain: 71.232
 Measure Window Start: 0ms
 Measure Window Length: 2000ms
 BWC applied: 10.8 dB
 Device Reference Point: 0, 0, -6.3 mm

Category	Telephone parameters WD signal quality [(signal+noise)-to-noise ratio in decibels]
Category T1	0 dB to 10 dB
Category T2	10 dB to 20 dB
Category T3	20 dB to 30 dB
Category T4	> 30 dB

Cursor:

Diff = 1.55 dB
 BWC Factor = 10.8 dB
 Location: 0, 2, 3.7 mm



Test Laboratory: Compliance Certification Services Inc.

TCoil_WCDMA band II_CH 9262_X longitudinal**DUT: K5; Type: Mobile Phone; Serial: N/A**

Communication System: WCDMA Band II; Frequency: 1852.4 MHz; Duty Cycle: 1:1

Medium parameters used: $\sigma = 0$ mho/m, $\epsilon_r = 1$; $\rho = 1$ kg/m³

Phantom section: TCoil Section

Air Temperature: 24.6 deg C; Liquid Temperature: 23.6 deg C

Area Scan Find Secondary Maximum Within 2dB and with a peak SAR value greater than 0.0012W/kg

DASY4 Configuration:

- Probe: AM1DV2 - 1080; ;
- Sensor-Surface: 0mm (Fix Surface)
- Electronics: DAE4 Sn877; Calibrated: 2/17/2010
- Phantom: HAC Test Arch with AMCC; Type: SD HAC P01 BA; Serial: 1027
- Measurement SW: DASY5, V5.0 Build 125; SEMCAD X Version 13.4 Build 125

Scans/x (longitudinal) 4.2mm 50 x 50/ABM Signal(x,y,z) (13x13x1):

Measurement grid: dx=10mm, dy=10mm

Signal Type: Audio File (.wav) 48k_voice_1kHz_1s.wav

Output Gain: 36.372

Measure Window Start: 0ms

Measure Window Length: 1000ms

BWC applied: 0.155041 dB

Device Reference Point: 0, 0, -6.3 mm

Category	Telephone parameters WD signal quality [(signal+noise)-to-noise ratio in decibels]
Category T1	0 dB to 10 dB
Category T2	10 dB to 20 dB
Category T3	20 dB to 30 dB
Category T4	> 30 dB

Cursor:

ABM1 comp = -0.518 dB A/m

BWC Factor = 0.155041 dB

Location: -4.2, -4.2, 3.7 mm

Scans/x (longitudinal) fine 3mm 42 x 6/ABM Signal(x,y,z) (15x3x1):

Measurement grid: dx=10mm, dy=10mm

Signal Type: Audio File (.wav) 48k_voice_1kHz_1s.wav

Output Gain: 36.372

Measure Window Start: 0ms

Measure Window Length: 1000ms

BWC applied: 0.155041 dB

Device Reference Point: 0, 0, -6.3 mm

Category	Telephone parameters WD signal quality [(signal+noise)-to-noise ratio in decibels]
Category T1	0 dB to 10 dB
Category T2	10 dB to 20 dB
Category T3	20 dB to 30 dB
Category T4	> 30 dB

Cursor:

ABM1 comp = -0.417 dB A/m

BWC Factor = 0.155041 dB

Location: -4.2, -4.2, 3.7 mm

Scans/x (longitudinal) fine 3mm 42 x 6/ABM SNR(x,y,z) (15x3x1):

Measurement grid: dx=10mm, dy=10mm

Signal Type: Audio File (.wav) 48k_voice_1kHz_1s.wav

Output Gain: 36.372

Measure Window Start: 0ms

Measure Window Length: 1000ms

BWC applied: 0.155041 dB

Device Reference Point: 0, 0, -6.3 mm

Category	Telephone parameters WD signal quality [(signal+noise)-to-noise ratio in decibels]
Category T1	0 dB to 10 dB
Category T2	10 dB to 20 dB

Category T3	20 dB to 30 dB
Category T4	> 30 dB

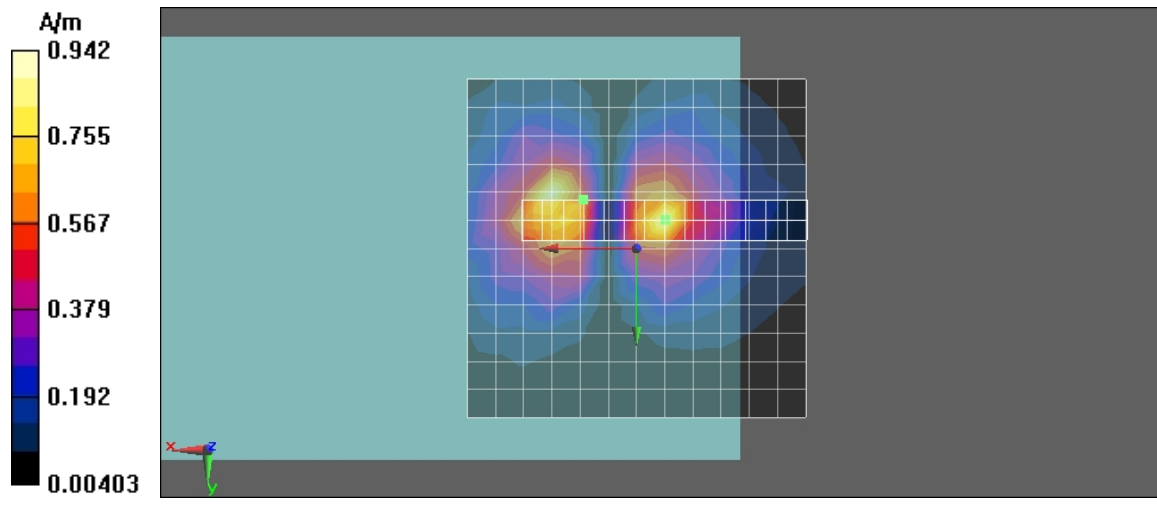
Cursor:

ABM1/ABM2 = 30.3 dB

ABM1 comp = -2.28 dB A/m

BWC Factor = 0.155041 dB

Location: 7.8, -7.2, 3.7 mm



Test Laboratory: Compliance Certification Services Inc.

TCoil_WCDMA band II_CH 9262_Y transversal**DUT: K5; Type: Mobile Phone; Serial: N/A**

Communication System: WCDMA Band II; Frequency: 1852.4 MHz; Duty Cycle: 1:1

Medium parameters used: $\sigma = 0$ mho/m, $\epsilon_r = 1$; $\rho = 1$ kg/m³

Phantom section: TCoil Section

Air Temperature: 24.6 deg C; Liquid Temperature: 23.6 deg C

Area Scan Find Secondary Maximum Within 2dB and with a peak SAR value greater than 0.0012W/kg

DASY4 Configuration:

- Probe: AM1DV2 - 1080; ;
- Sensor-Surface: 0mm (Fix Surface)
- Electronics: DAE4 Sn877; Calibrated: 2/17/2010
- Phantom: HAC Test Arch with AMCC; Type: SD HAC P01 BA; Serial: 1027
- Measurement SW: DASY5, V5.0 Build 125; SEMCAD X Version 13.4 Build 125

Scans/y (transversal) 4.2mm 50 x 50/ABM Signal(x,y,z) (13x13x1):

Measurement grid: dx=10mm, dy=10mm

Signal Type: Audio File (.wav) 48k_voice_1kHz_1s.wav

Output Gain: 36.372

Measure Window Start: 0ms

Measure Window Length: 1000ms

BWC applied: 0.155041 dB

Device Reference Point: 0, 0, -6.3 mm

Category	Telephone parameters WD signal quality [(signal+noise)-to-noise ratio in decibels]
Category T1	0 dB to 10 dB
Category T2	10 dB to 20 dB
Category T3	20 dB to 30 dB
Category T4	> 30 dB

Cursor:

ABM1 comp = -2.47 dB A/m

BWC Factor = 0.155041 dB

Location: 4.2, -12.5, 3.7 mm

Scans/y (transversal) fine 3mm 6 x 42/ABM Signal(x,y,z) (3x15x1):

Measurement grid: dx=10mm, dy=10mm

Signal Type: Audio File (.wav) 48k_voice_1kHz_1s.wav

Output Gain: 36.372

Measure Window Start: 0ms

Measure Window Length: 1000ms

BWC applied: 0.155041 dB

Device Reference Point: 0, 0, -6.3 mm

Category	Telephone parameters WD signal quality [(signal+noise)-to-noise ratio in decibels]
Category T1	0 dB to 10 dB
Category T2	10 dB to 20 dB
Category T3	20 dB to 30 dB
Category T4	> 30 dB

Cursor:

ABM1 comp = -0.516 dB A/m

BWC Factor = 0.155041 dB

Location: 4.2, -12.5, 3.7 mm

Scans/y (transversal) fine 3mm 6 x 42/ABM SNR(x,y,z) (3x15x1):

Measurement grid: dx=10mm, dy=10mm

Signal Type: Audio File (.wav) 48k_voice_1kHz_1s.wav

Output Gain: 36.372

Measure Window Start: 0ms

Measure Window Length: 1000ms

BWC applied: 0.155041 dB

Device Reference Point: 0, 0, -6.3 mm

Category	Telephone parameters WD signal quality [(signal+noise)-to-noise ratio in decibels]
Category T1	0 dB to 10 dB
Category T2	10 dB to 20 dB

Category T3	20 dB to 30 dB
Category T4	> 30 dB

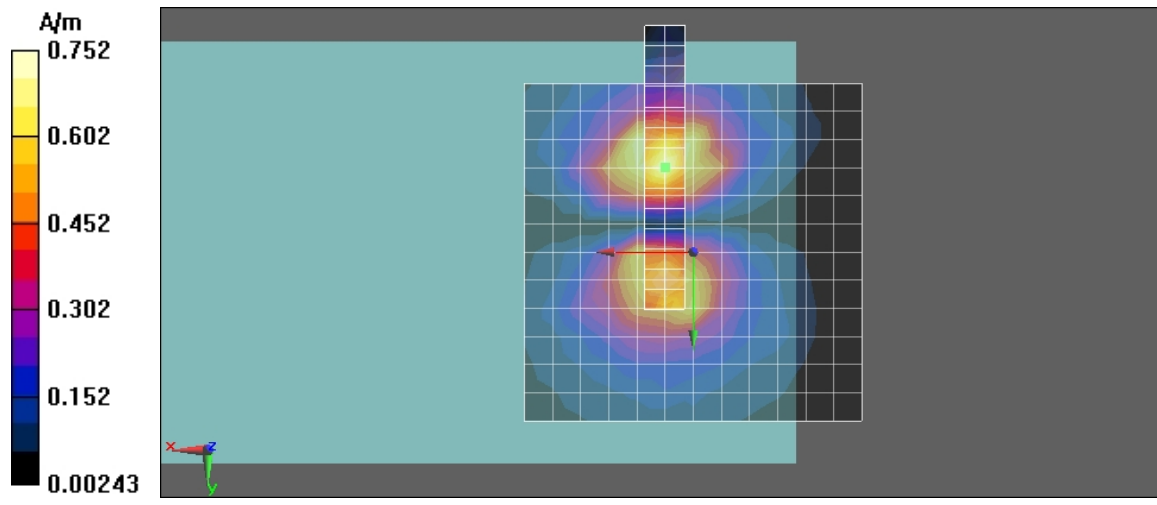
Cursor:

ABM1/ABM2 = 30.3 dB

ABM1 comp = -0.516 dB A/m

BWC Factor = 0.155041 dB

Location: 4.2, -12.5, 3.7 mm



Test Laboratory: Compliance Certification Services Inc.

TCoil_WCDMA band II_CH 9262_Z axial

DUT: K5; Type: Mobile Phone; Serial: N/A

Communication System: WCDMA Band II; Frequency: 1852.4 MHz; Duty Cycle: 1:1

Medium parameters used: $\sigma = 0$ mho/m, $\epsilon_r = 1$; $\rho = 1$ kg/m³

Phantom section: TCoil Section

Air Temperature: 24.6 deg C; Liquid Temperature: 23.6 deg C

Area Scan Find Secondary Maximum Within 2dB and with a peak SAR value greater than 0.0012W/kg

DASY4 Configuration:

- Probe: AM1DV2 - 1080; ;
- Sensor-Surface: 0mm (Fix Surface)
- Electronics: DAE4 Sn877; Calibrated: 2/17/2010
- Phantom: HAC Test Arch with AMCC; Type: SD HAC P01 BA; Serial: 1027
- Measurement SW: DASY5, V5.0 Build 125; SEMCAD X Version 13.4 Build 125

Scans/z (axial) 4.2mm 50 x 50/ABM Signal(x,y,z) (13x13x1):

Measurement grid: dx=10mm, dy=10mm

Signal Type: Audio File (.wav) 48k_voice_1kHz_1s.wav

Output Gain: 36.372

Measure Window Start: 0ms

Measure Window Length: 1000ms

BWC applied: 0.155041 dB

Device Reference Point: 0, 0, -6.3 mm

Category	Telephone parameters WD signal quality [(signal+noise)-to-noise ratio in decibels]
Category T1	0 dB to 10 dB
Category T2	10 dB to 20 dB
Category T3	20 dB to 30 dB
Category T4	> 30 dB

Cursor:

ABM1 comp = 7.41 dB A/m

BWC Factor = 0.155041 dB

Location: 4.2, -8.3, 3.7 mm

Scans/z (axial) fine 2mm 8 x 8/ABM Signal(x,y,z) (5x5x1):

Measurement grid: dx=10mm, dy=10mm

Signal Type: Audio File (.wav) 48k_voice_1kHz_1s.wav

Output Gain: 36.372

Measure Window Start: 0ms

Measure Window Length: 1000ms

BWC applied: 0.155041 dB

Device Reference Point: 0, 0, -6.3 mm

Category	Telephone parameters WD signal quality [(signal+noise)-to-noise ratio in decibels]
Category T1	0 dB to 10 dB
Category T2	10 dB to 20 dB
Category T3	20 dB to 30 dB
Category T4	> 30 dB

Cursor:

ABM1 comp = 8.52 dB A/m

BWC Factor = 0.155041 dB

Location: 4.2, -4.3, 3.7 mm

Scans/z (axial) fine 2mm 8 x 8/ABM SNR(x,y,z) (5x5x1):

Measurement grid: dx=10mm, dy=10mm

Signal Type: Audio File (.wav) 48k_voice_1kHz_1s.wav

Output Gain: 36.372

Measure Window Start: 0ms

Measure Window Length: 1000ms

BWC applied: 0.155041 dB

Device Reference Point: 0, 0, -6.3 mm

Category	Telephone parameters WD signal quality [(signal+noise)-to-noise ratio in decibels]
Category T1	0 dB to 10 dB
Category T2	10 dB to 20 dB

Category T3	20 dB to 30 dB
Category T4	> 30 dB

Cursor:

ABM1/ABM2 = 30.1 dB
 ABM1 comp = 6.97 dB A/m
 BWC Factor = 0.155041 dB
 Location: 6.2, -8.3, 3.7 mm

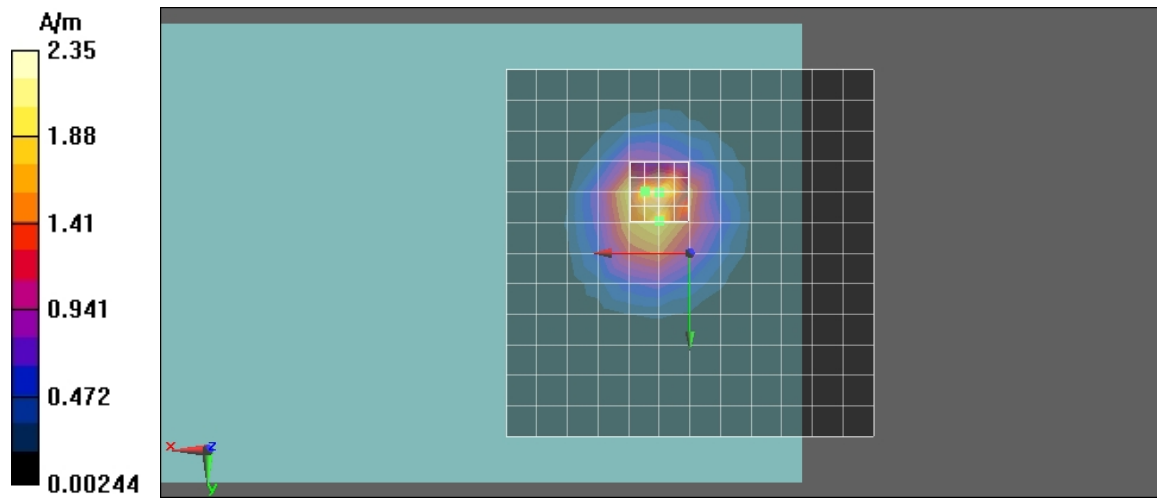
Scans/z (axial) wideband at best S/N/ABM Freq Resp(x,y,z,f) (1x1x1):

Measurement grid: dx=10mm, dy=10mm
 Signal Type: Audio File (.wav) 48k_voice_300-3000_2s.wav
 Output Gain: 71.232
 Measure Window Start: 0ms
 Measure Window Length: 2000ms
 BWC applied: 10.8 dB
 Device Reference Point: 0, 0, -6.3 mm

Category	Telephone parameters WD signal quality [(signal+noise)-to-noise ratio in decibels]
Category T1	0 dB to 10 dB
Category T2	10 dB to 20 dB
Category T3	20 dB to 30 dB
Category T4	> 30 dB

Cursor:

Diff = 1.37 dB
 BWC Factor = 10.8 dB
 Location: 6.2, -8.3, 3.7 mm



Test Laboratory: Compliance Certification Services Inc.

TCoil_WCDMA band II_CH 9400_X longitudinal**DUT: K5; Type: Mobile Phone; Serial: N/A**

Communication System: WCDMA Band II; Frequency: 1880 MHz; Duty Cycle: 1:1

Medium parameters used: $\sigma = 0$ mho/m, $\epsilon_r = 1$; $\rho = 1$ kg/m³

Phantom section: TCoil Section

Air Temperature: 24.6 deg C; Liquid Temperature: 23.6 deg C

Area Scan Find Secondary Maximum Within 2dB and with a peak SAR value greater than 0.0012W/kg

DASY4 Configuration:

- Probe: AM1DV2 - 1080; ;
- Sensor-Surface: 0mm (Fix Surface)
- Electronics: DAE4 Sn877; Calibrated: 2/17/2010
- Phantom: HAC Test Arch with AMCC; Type: SD HAC P01 BA; Serial: 1027
- Measurement SW: DASY5, V5.0 Build 125; SEMCAD X Version 13.4 Build 125

Scans/x (longitudinal) 4.2mm 50 x 50/ABM Signal(x,y,z) (13x13x1):

Measurement grid: dx=10mm, dy=10mm

Signal Type: Audio File (.wav) 48k_voice_1kHz_1s.wav

Output Gain: 36.372

Measure Window Start: 0ms

Measure Window Length: 1000ms

BWC applied: 0.155041 dB

Device Reference Point: 0, 0, -6.3 mm

Category	Telephone parameters WD signal quality [(signal+noise)-to-noise ratio in decibels]
Category T1	0 dB to 10 dB
Category T2	10 dB to 20 dB
Category T3	20 dB to 30 dB
Category T4	> 30 dB

Cursor:

ABM1 comp = -0.555 dB A/m

BWC Factor = 0.155041 dB

Location: 12.5, -8.3, 3.7 mm

Scans/x (longitudinal) fine 3mm 42 x 6/ABM Signal(x,y,z) (15x3x1):

Measurement grid: dx=10mm, dy=10mm

Signal Type: Audio File (.wav) 48k_voice_1kHz_1s.wav

Output Gain: 36.372

Measure Window Start: 0ms

Measure Window Length: 1000ms

BWC applied: 0.155041 dB

Device Reference Point: 0, 0, -6.3 mm

Category	Telephone parameters WD signal quality [(signal+noise)-to-noise ratio in decibels]
Category T1	0 dB to 10 dB
Category T2	10 dB to 20 dB
Category T3	20 dB to 30 dB
Category T4	> 30 dB

Cursor:

ABM1 comp = -0.473 dB A/m

BWC Factor = 0.155041 dB

Location: -2.5, -8.3, 3.7 mm

Scans/x (longitudinal) fine 3mm 42 x 6/ABM SNR(x,y,z) (15x3x1):

Measurement grid: dx=10mm, dy=10mm

Signal Type: Audio File (.wav) 48k_voice_1kHz_1s.wav

Output Gain: 36.372

Measure Window Start: 0ms

Measure Window Length: 1000ms

BWC applied: 0.155041 dB

Device Reference Point: 0, 0, -6.3 mm

Category	Telephone parameters WD signal quality [(signal+noise)-to-noise ratio in decibels]
Category T1	0 dB to 10 dB
Category T2	10 dB to 20 dB

Category T3	20 dB to 30 dB
Category T4	> 30 dB


Cursor:

ABM1/ABM2 = 30.4 dB

ABM1 comp = -2.68 dB A/m

BWC Factor = 0.155041 dB

Location: 9.5, -11.3, 3.7 mm



Test Laboratory: Compliance Certification Services Inc.

TCoil_WCDMA band II_CH 9400_Y transversal**DUT: K5; Type: Mobile Phone; Serial: N/A**

Communication System: WCDMA Band II; Frequency: 1880 MHz; Duty Cycle: 1:1

Medium parameters used: $\sigma = 0$ mho/m, $\epsilon_r = 1$; $\rho = 1$ kg/m³

Phantom section: TCoil Section

Air Temperature: 24.6 deg C; Liquid Temperature: 23.6 deg C

Area Scan Find Secondary Maximum Within 2dB and with a peak SAR value greater than 0.0012W/kg

DASY4 Configuration:

- Probe: AM1DV2 - 1080; ;
- Sensor-Surface: 0mm (Fix Surface)
- Electronics: DAE4 Sn877; Calibrated: 2/17/2010
- Phantom: HAC Test Arch with AMCC; Type: SD HAC P01 BA; Serial: 1027
- Measurement SW: DASY5, V5.0 Build 125; SEMCAD X Version 13.4 Build 125

Scans/y (transversal) 4.2mm 50 x 50/ABM Signal(x,y,z) (13x13x1):

Measurement grid: dx=10mm, dy=10mm

Signal Type: Audio File (.wav) 48k_voice_1kHz_1s.wav

Output Gain: 36.372

Measure Window Start: 0ms

Measure Window Length: 1000ms

BWC applied: 0.155041 dB

Device Reference Point: 0, 0, -6.3 mm

Category	Telephone parameters WD signal quality [(signal+noise)-to-noise ratio in decibels]
Category T1	0 dB to 10 dB
Category T2	10 dB to 20 dB
Category T3	20 dB to 30 dB
Category T4	> 30 dB

Cursor:

ABM1 comp = -0.490 dB A/m

BWC Factor = 0.155041 dB

Location: 4.2, 4.2, 3.7 mm

Scans/y (transversal) fine 3mm 6 x 42/ABM Signal(x,y,z) (3x15x1):

Measurement grid: dx=10mm, dy=10mm

Signal Type: Audio File (.wav) 48k_voice_1kHz_1s.wav

Output Gain: 36.372

Measure Window Start: 0ms

Measure Window Length: 1000ms

BWC applied: 0.155041 dB

Device Reference Point: 0, 0, -6.3 mm

Category	Telephone parameters WD signal quality [(signal+noise)-to-noise ratio in decibels]
Category T1	0 dB to 10 dB
Category T2	10 dB to 20 dB
Category T3	20 dB to 30 dB
Category T4	> 30 dB

Cursor:

ABM1 comp = -0.567 dB A/m

BWC Factor = 0.155041 dB

Location: 4.2, 4.2, 3.7 mm

Scans/y (transversal) fine 3mm 6 x 42/ABM SNR(x,y,z) (3x15x1):

Measurement grid: dx=10mm, dy=10mm

Signal Type: Audio File (.wav) 48k_voice_1kHz_1s.wav

Output Gain: 36.372

Measure Window Start: 0ms

Measure Window Length: 1000ms

BWC applied: 0.155041 dB

Device Reference Point: 0, 0, -6.3 mm

Category	Telephone parameters WD signal quality [(signal+noise)-to-noise ratio in decibels]
Category T1	0 dB to 10 dB
Category T2	10 dB to 20 dB

Category T3	20 dB to 30 dB
Category T4	> 30 dB

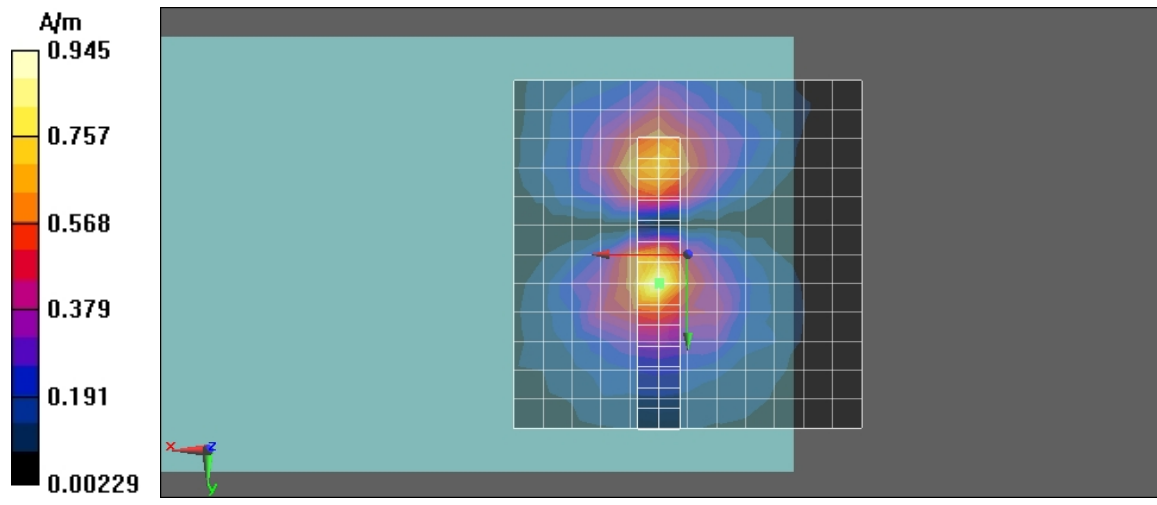
Cursor:

ABM1/ABM2 = 30.7 dB

ABM1 comp = -0.567 dB A/m

BWC Factor = 0.155041 dB

Location: 4.2, 4.2, 3.7 mm



Test Laboratory: Compliance Certification Services Inc.

TCoil_WCDMA band II_CH 9400_Z axial**DUT: K5; Type: Mobile Phone; Serial: N/A**

Communication System: WCDMA Band II; Frequency: 1880 MHz; Duty Cycle: 1:1

Medium parameters used: $\sigma = 0$ mho/m, $\epsilon_r = 1$; $\rho = 1$ kg/m³

Phantom section: TCoil Section

Air Temperature: 24.6 deg C; Liquid Temperature: 23.6 deg C

Area Scan Find Secondary Maximum Within 2dB and with a peak SAR value greater than 0.0012W/kg

DASY4 Configuration:

- Probe: AM1DV2 - 1080; ;
- Sensor-Surface: 0mm (Fix Surface)
- Electronics: DAE4 Sn877; Calibrated: 2/17/2010
- Phantom: HAC Test Arch with AMCC; Type: SD HAC P01 BA; Serial: 1027
- Measurement SW: DASY5, V5.0 Build 125; SEMCAD X Version 13.4 Build 125

Scans/z (axial) 4.2mm 50 x 50/ABM Signal(x,y,z) (13x13x1):

Measurement grid: dx=10mm, dy=10mm

Signal Type: Audio File (.wav) 48k_voice_1kHz_1s.wav

Output Gain: 36.372

Measure Window Start: 0ms

Measure Window Length: 1000ms

BWC applied: 0.155041 dB

Device Reference Point: 0, 0, -6.3 mm

Category	Telephone parameters WD signal quality [(signal+noise)-to-noise ratio in decibels]
Category T1	0 dB to 10 dB
Category T2	10 dB to 20 dB
Category T3	20 dB to 30 dB
Category T4	> 30 dB

Cursor:

ABM1 comp = 6.4 dB A/m

BWC Factor = 0.155041 dB

Location: 8.3, -4.2, 3.7 mm

Scans/z (axial) fine 2mm 8 x 8/ABM Signal(x,y,z) (5x5x1):

Measurement grid: dx=10mm, dy=10mm

Signal Type: Audio File (.wav) 48k_voice_1kHz_1s.wav

Output Gain: 36.372

Measure Window Start: 0ms

Measure Window Length: 1000ms

BWC applied: 0.155041 dB

Device Reference Point: 0, 0, -6.3 mm

Category	Telephone parameters WD signal quality [(signal+noise)-to-noise ratio in decibels]
Category T1	0 dB to 10 dB
Category T2	10 dB to 20 dB
Category T3	20 dB to 30 dB
Category T4	> 30 dB

Cursor:

ABM1 comp = 8.33 dB A/m

BWC Factor = 0.155041 dB

Location: 6.3, -4.2, 3.7 mm

Scans/z (axial) fine 2mm 8 x 8/ABM SNR(x,y,z) (5x5x1):

Measurement grid: dx=10mm, dy=10mm

Signal Type: Audio File (.wav) 48k_voice_1kHz_1s.wav

Output Gain: 36.372

Measure Window Start: 0ms

Measure Window Length: 1000ms

BWC applied: 0.155041 dB

Device Reference Point: 0, 0, -6.3 mm

Category	Telephone parameters WD signal quality [(signal+noise)-to-noise ratio in decibels]
Category T1	0 dB to 10 dB
Category T2	10 dB to 20 dB

Category T3	20 dB to 30 dB
Category T4	> 30 dB

Cursor:

ABM1/ABM2 = 30.4 dB
 ABM1 comp = 2.66 dB A/m
 BWC Factor = 0.155041 dB
 Location: 10.3, -2.2, 3.7 mm


Scans/z (axial) wideband at best S/N/ABM Freq Resp(x,y,z,f) (1x1x1):

Measurement grid: dx=10mm, dy=10mm
 Signal Type: Audio File (.wav) 48k_voice_300-3000_2s.wav
 Output Gain: 71.232
 Measure Window Start: 0ms
 Measure Window Length: 2000ms
 BWC applied: 10.8 dB
 Device Reference Point: 0, 0, -6.3 mm

Category	Telephone parameters WD signal quality [(signal+noise)-to-noise ratio in decibels]
Category T1	0 dB to 10 dB
Category T2	10 dB to 20 dB
Category T3	20 dB to 30 dB
Category T4	> 30 dB

Cursor:

Diff = 1.52 dB
 BWC Factor = 10.8 dB
 Location: 10.3, -2.2, 3.7 mm



Test Laboratory: Compliance Certification Services Inc.

TCoil_WCDMA band II_CH 9538_X longitudinal**DUT: K5; Type: Mobile Phone; Serial: N/A**

Communication System: WCDMA Band II; Frequency: 1907.6 MHz; Duty Cycle: 1:1

Medium parameters used: $\sigma = 0$ mho/m, $\epsilon_r = 1$; $\rho = 1$ kg/m³

Phantom section: TCoil Section

Air Temperature: 24.6 deg C; Liquid Temperature: 23.6 deg C

Area Scan Find Secondary Maximum Within 2dB and with a peak SAR value greater than 0.0012W/kg

DASY4 Configuration:

- Probe: AM1DV2 - 1080; ;
- Sensor-Surface: 0mm (Fix Surface)
- Electronics: DAE4 Sn877; Calibrated: 2/17/2010
- Phantom: HAC Test Arch with AMCC; Type: SD HAC P01 BA; Serial: 1027
- Measurement SW: DASY5, V5.0 Build 125; SEMCAD X Version 13.4 Build 125

Scans/x (longitudinal) 4.2mm 50 x 50/ABM Signal(x,y,z) (13x13x1):

Measurement grid: dx=10mm, dy=10mm

Signal Type: Audio File (.wav) 48k_voice_1kHz_1s.wav

Output Gain: 36.372

Measure Window Start: 0ms

Measure Window Length: 1000ms

BWC applied: 0.155979 dB

Device Reference Point: 0, 0, -6.3 mm

Category	Telephone parameters WD signal quality [(signal+noise)-to-noise ratio in decibels]
Category T1	0 dB to 10 dB
Category T2	10 dB to 20 dB
Category T3	20 dB to 30 dB
Category T4	> 30 dB

Cursor:

ABM1 comp = 0.320 dB A/m

BWC Factor = 0.155979 dB

Location: 12.5, -4.2, 3.7 mm

Scans/x (longitudinal) fine 3mm 42 x 6/ABM Signal(x,y,z) (15x3x1):

Measurement grid: dx=10mm, dy=10mm

Signal Type: Audio File (.wav) 48k_voice_1kHz_1s.wav

Output Gain: 36.372

Measure Window Start: 0ms

Measure Window Length: 1000ms

BWC applied: 0.155979 dB

Device Reference Point: 0, 0, -6.3 mm

Category	Telephone parameters WD signal quality [(signal+noise)-to-noise ratio in decibels]
Category T1	0 dB to 10 dB
Category T2	10 dB to 20 dB
Category T3	20 dB to 30 dB
Category T4	> 30 dB

Cursor:

ABM1 comp = 0.434 dB A/m

BWC Factor = 0.155979 dB

Location: -2.5, -4.2, 3.7 mm

Scans/x (longitudinal) fine 3mm 42 x 6/ABM SNR(x,y,z) (15x3x1):

Measurement grid: dx=10mm, dy=10mm

Signal Type: Audio File (.wav) 48k_voice_1kHz_1s.wav

Output Gain: 36.372

Measure Window Start: 0ms

Measure Window Length: 1000ms

BWC applied: 0.155979 dB

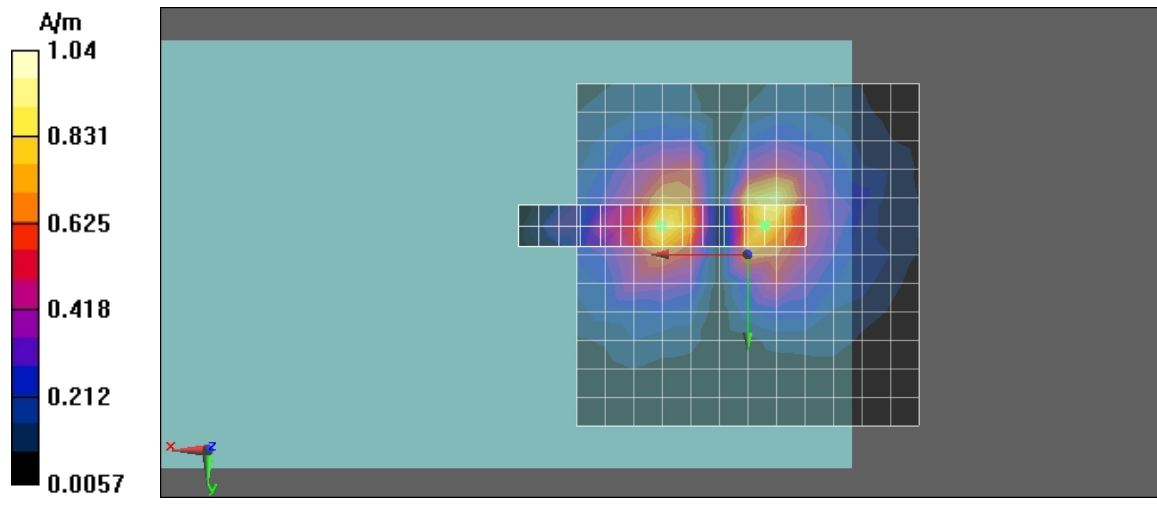
Device Reference Point: 0, 0, -6.3 mm

Category	Telephone parameters WD signal quality [(signal+noise)-to-noise ratio in decibels]
Category T1	0 dB to 10 dB
Category T2	10 dB to 20 dB

Category T3	20 dB to 30 dB
Category T4	> 30 dB

Cursor:

ABM1/ABM2 = 29.1 dB
ABM1 comp = 0.434 dB A/m
BWC Factor = 0.155979 dB
Location: -2.5, -4.2, 3.7 mm



Test Laboratory: Compliance Certification Services Inc.

TCoil_WCDMA band II_CH 9538_Y transversal**DUT: K5; Type: Mobile Phone; Serial: N/A**

Communication System: WCDMA Band II; Frequency: 1907.6 MHz; Duty Cycle: 1:1

Medium parameters used: $\sigma = 0$ mho/m, $\epsilon_r = 1$; $\rho = 1$ kg/m³

Phantom section: TCoil Section

Air Temperature: 24.6 deg C; Liquid Temperature: 23.6 deg C

Area Scan Find Secondary Maximum Within 2dB and with a peak SAR value greater than 0.0012W/kg

DASY4 Configuration:

- Probe: AM1DV2 - 1080; ;
- Sensor-Surface: 0mm (Fix Surface)
- Electronics: DAE4 Sn877; Calibrated: 2/17/2010
- Phantom: HAC Test Arch with AMCC; Type: SD HAC P01 BA; Serial: 1027
- Measurement SW: DASY5, V5.0 Build 125; SEMCAD X Version 13.4 Build 125

Scans/y (transversal) 4.2mm 50 x 50/ABM Signal(x,y,z) (13x13x1):

Measurement grid: dx=10mm, dy=10mm

Signal Type: Audio File (.wav) 48k_voice_1kHz_1s.wav

Output Gain: 36.372

Measure Window Start: 0ms

Measure Window Length: 1000ms

BWC applied: 0.155979 dB

Device Reference Point: 0, 0, -6.3 mm

Category	Telephone parameters WD signal quality [(signal+noise)-to-noise ratio in decibels]
Category T1	0 dB to 10 dB
Category T2	10 dB to 20 dB
Category T3	20 dB to 30 dB
Category T4	> 30 dB

Cursor:

ABM1 comp = 0.029 dB A/m

BWC Factor = 0.155979 dB

Location: 4.2, -12.5, 3.7 mm

Scans/y (transversal) fine 3mm 6 x 42/ABM Signal(x,y,z) (3x15x1):

Measurement grid: dx=10mm, dy=10mm

Signal Type: Audio File (.wav) 48k_voice_1kHz_1s.wav

Output Gain: 36.372

Measure Window Start: 0ms

Measure Window Length: 1000ms

BWC applied: 0.155979 dB

Device Reference Point: 0, 0, -6.3 mm

Category	Telephone parameters WD signal quality [(signal+noise)-to-noise ratio in decibels]
Category T1	0 dB to 10 dB
Category T2	10 dB to 20 dB
Category T3	20 dB to 30 dB
Category T4	> 30 dB

Cursor:

ABM1 comp = -0.074 dB A/m

BWC Factor = 0.155979 dB

Location: 4.2, -12.5, 3.7 mm

Scans/y (transversal) fine 3mm 6 x 42/ABM SNR(x,y,z) (3x15x1):

Measurement grid: dx=10mm, dy=10mm

Signal Type: Audio File (.wav) 48k_voice_1kHz_1s.wav

Output Gain: 36.372

Measure Window Start: 0ms

Measure Window Length: 1000ms

BWC applied: 0.155979 dB

Device Reference Point: 0, 0, -6.3 mm

Category	Telephone parameters WD signal quality [(signal+noise)-to-noise ratio in decibels]
Category T1	0 dB to 10 dB
Category T2	10 dB to 20 dB

Category T3	20 dB to 30 dB
Category T4	> 30 dB

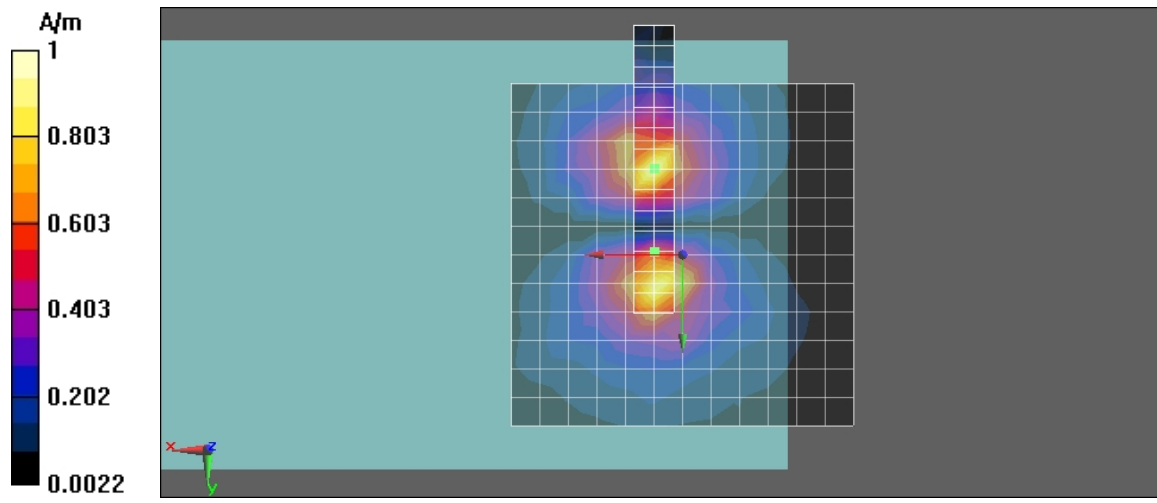
Cursor:

ABM1/ABM2 = 29.4 dB

ABM1 comp = -3.28 dB A/m

BWC Factor = 0.155979 dB

Location: 4.2, -0.5, 3.7 mm



Test Laboratory: Compliance Certification Services Inc.

TCoil_WCDMA band II_CH 9538_Z axial**DUT: K5; Type: Mobile Phone; Serial: N/A**

Communication System: WCDMA Band II; Frequency: 1907.6 MHz; Duty Cycle: 1:1

Medium parameters used: $\sigma = 0$ mho/m, $\epsilon_r = 1$; $\rho = 1$ kg/m³

Phantom section: TCoil Section

Air Temperature: 24.6 deg C; Liquid Temperature: 23.6 deg C

Area Scan Find Secondary Maximum Within 2dB and with a peak SAR value greater than 0.0012W/kg

DASY4 Configuration:

- Probe: AM1DV2 - 1080; ;
- Sensor-Surface: 0mm (Fix Surface)
- Electronics: DAE4 Sn877; Calibrated: 2/17/2010
- Phantom: HAC Test Arch with AMCC; Type: SD HAC P01 BA; Serial: 1027
- Measurement SW: DASY5, V5.0 Build 125; SEMCAD X Version 13.4 Build 125

Scans/z (axial) 4.2mm 50 x 50/ABM Signal(x,y,z) (13x13x1):

Measurement grid: dx=10mm, dy=10mm

Signal Type: Audio File (.wav) 48k_voice_1kHz_1s.wav

Output Gain: 36.372

Measure Window Start: 0ms

Measure Window Length: 1000ms

BWC applied: 0.155979 dB

Device Reference Point: 0, 0, -6.3 mm

Category	Telephone parameters WD signal quality [(signal+noise)-to-noise ratio in decibels]
Category T1	0 dB to 10 dB
Category T2	10 dB to 20 dB
Category T3	20 dB to 30 dB
Category T4	> 30 dB

Cursor:

ABM1 comp = 6.63 dB A/m

BWC Factor = 0.155979 dB

Location: 4.2, -4.2, 3.7 mm

Scans/z (axial) fine 2mm 8 x 8/ABM Signal(x,y,z) (5x5x1):

Measurement grid: dx=10mm, dy=10mm

Signal Type: Audio File (.wav) 48k_voice_1kHz_1s.wav

Output Gain: 36.372

Measure Window Start: 0ms

Measure Window Length: 1000ms

BWC applied: 0.155979 dB

Device Reference Point: 0, 0, -6.3 mm

Category	Telephone parameters WD signal quality [(signal+noise)-to-noise ratio in decibels]
Category T1	0 dB to 10 dB
Category T2	10 dB to 20 dB
Category T3	20 dB to 30 dB
Category T4	> 30 dB

Cursor:

ABM1 comp = 7.38 dB A/m

BWC Factor = 0.155979 dB

Location: 6.2, -8.2, 3.7 mm

Scans/z (axial) fine 2mm 8 x 8/ABM SNR(x,y,z) (5x5x1):

Measurement grid: dx=10mm, dy=10mm

Signal Type: Audio File (.wav) 48k_voice_1kHz_1s.wav

Output Gain: 36.372

Measure Window Start: 0ms

Measure Window Length: 1000ms

BWC applied: 0.155979 dB

Device Reference Point: 0, 0, -6.3 mm

Category	Telephone parameters WD signal quality [(signal+noise)-to-noise ratio in decibels]
Category T1	0 dB to 10 dB
Category T2	10 dB to 20 dB

Category T3	20 dB to 30 dB
Category T4	> 30 dB

Cursor:

ABM1/ABM2 = 29.1 dB
 ABM1 comp = 7.38 dB A/m
 BWC Factor = 0.155979 dB
 Location: 6.2, -8.2, 3.7 mm

Scans/z (axial) wideband at best S/N/ABM Freq Resp(x,y,z,f) (1x1x1):

Measurement grid: dx=10mm, dy=10mm
 Signal Type: Audio File (.wav) 48k_voice_300-3000_2s.wav
 Output Gain: 71.232
 Measure Window Start: 0ms
 Measure Window Length: 2000ms
 BWC applied: 10.8 dB
 Device Reference Point: 0, 0, -6.3 mm

Category	Telephone parameters WD signal quality [(signal+noise)-to-noise ratio in decibels]
Category T1	0 dB to 10 dB
Category T2	10 dB to 20 dB
Category T3	20 dB to 30 dB
Category T4	> 30 dB

Cursor:

Diff = 1.64 dB
 BWC Factor = 10.8 dB
 Location: 6.2, -8.2, 3.7 mm

