

Test Laboratory: Compliance Certification Services Inc.

TCoil_GSM 850_CH 128_X longitudinal

DUT: K5; Type: Mobile Phone; Serial: N/A

Communication System: GSM 850; Frequency: 824.2 MHz; Duty Cycle: 1:8.3

Medium parameters used: $\sigma = 0$ mho/m, $\epsilon_r = 1$; $\rho = 1$ kg/m³

Phantom section: TCoil Section

Air Temperature: 24.6 deg C; Liquid Temperature: 23.6 deg C

Area Scan Find Secondary Maximum Within 2dB and with a peak SAR value greater than 0.0012W/kg

DASY4 Configuration:

- Probe: AM1DV2 - 1080; ;
- Sensor-Surface: 0mm (Fix Surface)
- Electronics: DAE4 Sn877; Calibrated: 2/17/2010
- Phantom: HAC Test Arch with AMCC; Type: SD HAC P01 BA; Serial: 1027
- Measurement SW: DASY5, V5.0 Build 125; SEMCAD X Version 13.4 Build 125

Scans/x (longitudinal) 4.2mm 50 x 50/ABM Signal(x,y,z) (13x13x1):

Measurement grid: dx=10mm, dy=10mm

Signal Type: Audio File (.wav) 48k_voice_1kHz_1s.wav

Output Gain: 36.372

Measure Window Start: 0ms

Measure Window Length: 1000ms

BWC applied: 0.155979 dB

Device Reference Point: 0, 0, -6.3 mm

Category	Telephone parameters WD signal quality [(signal+noise)-to-noise ratio in decibels]
Category T1	0 dB to 10 dB
Category T2	10 dB to 20 dB
Category T3	20 dB to 30 dB
Category T4	> 30 dB

Cursor:

ABM1 comp = -1.24 dB A/m

BWC Factor = 0.155979 dB

Location: -8.3, -4.2, 3.7 mm

Scans/x (longitudinal) fine 3mm 42 x 6/ABM Signal(x,y,z) (15x3x1):

Measurement grid: dx=10mm, dy=10mm

Signal Type: Audio File (.wav) 48k_voice_1kHz_1s.wav

Output Gain: 36.372

Measure Window Start: 0ms

Measure Window Length: 1000ms

BWC applied: 0.155979 dB

Device Reference Point: 0, 0, -6.3 mm

Category	Telephone parameters WD signal quality [(signal+noise)-to-noise ratio in decibels]
Category T1	0 dB to 10 dB
Category T2	10 dB to 20 dB
Category T3	20 dB to 30 dB
Category T4	> 30 dB

Cursor:

ABM1 comp = -2.3 dB A/m

BWC Factor = 0.155979 dB

Location: -11.3, -4.2, 3.7 mm

Scans/x (longitudinal) fine 3mm 42 x 6/ABM SNR(x,y,z) (15x3x1):

Measurement grid: dx=10mm, dy=10mm

Signal Type: Audio File (.wav) 48k_voice_1kHz_1s.wav

Output Gain: 36.372

Measure Window Start: 0ms

Measure Window Length: 1000ms

BWC applied: 0.155979 dB

Device Reference Point: 0, 0, -6.3 mm

Category	Telephone parameters WD signal quality [(signal+noise)-to-noise ratio in decibels]
Category T1	0 dB to 10 dB
Category T2	10 dB to 20 dB

Category T3	20 dB to 30 dB
Category T4	> 30 dB

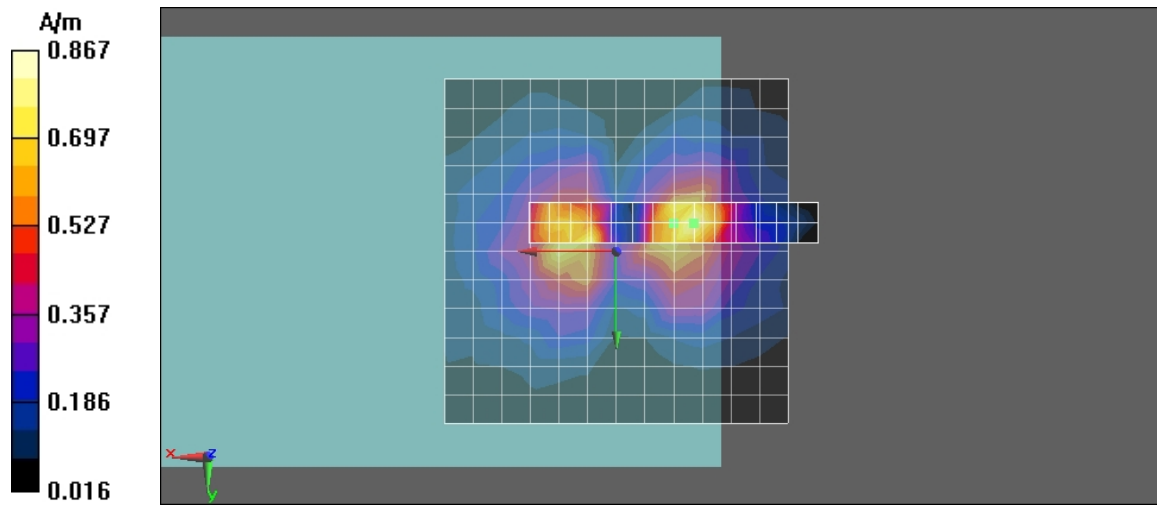
Cursor:

ABM1/ABM2 = 22.8 dB

ABM1 comp = -2.3 dB A/m

BWC Factor = 0.155979 dB

Location: -11.3, -4.2, 3.7 mm



Test Laboratory: Compliance Certification Services Inc.

TCoil_GSM 850_CH 128_Y transversal**DUT: K5; Type: Mobile Phone; Serial: N/A**

Communication System: GSM 850; Frequency: 824.2 MHz; Duty Cycle: 1:8.3

Medium parameters used: $\sigma = 0$ mho/m, $\epsilon_r = 1$; $\rho = 1$ kg/m³

Phantom section: TCoil Section

Air Temperature: 24.6 deg C; Liquid Temperature: 23.6 deg C

Area Scan Find Secondary Maximum Within 2dB and with a peak SAR value greater than 0.0012W/kg

DASY4 Configuration:

- Probe: AM1DV2 - 1080; ;
- Sensor-Surface: 0mm (Fix Surface)
- Electronics: DAE4 Sn877; Calibrated: 2/17/2010
- Phantom: HAC Test Arch with AMCC; Type: SD HAC P01 BA; Serial: 1027
- Measurement SW: DASY5, V5.0 Build 125; SEMCAD X Version 13.4 Build 125

Scans/y (transversal) 4.2mm 50 x 50/ABM Signal(x,y,z) (13x13x1):

Measurement grid: dx=10mm, dy=10mm

Signal Type: Audio File (.wav) 48k_voice_1kHz_1s.wav

Output Gain: 36.372

Measure Window Start: 0ms

Measure Window Length: 1000ms

BWC applied: 0.155979 dB

Device Reference Point: 0, 0, -6.3 mm

Category	Telephone parameters WD signal quality [(signal+noise)-to-noise ratio in decibels]
Category T1	0 dB to 10 dB
Category T2	10 dB to 20 dB
Category T3	20 dB to 30 dB
Category T4	> 30 dB

Cursor:

ABM1 comp = -2.83 dB A/m

BWC Factor = 0.155979 dB

Location: -4.2, 8.3, 3.7 mm

Scans/y (transversal) fine 3mm 6 x 42/ABM Signal(x,y,z) (3x15x1):

Measurement grid: dx=10mm, dy=10mm

Signal Type: Audio File (.wav) 48k_voice_1kHz_1s.wav

Output Gain: 36.372

Measure Window Start: 0ms

Measure Window Length: 1000ms

BWC applied: 0.155979 dB

Device Reference Point: 0, 0, -6.3 mm

Category	Telephone parameters WD signal quality [(signal+noise)-to-noise ratio in decibels]
Category T1	0 dB to 10 dB
Category T2	10 dB to 20 dB
Category T3	20 dB to 30 dB
Category T4	> 30 dB

Cursor:

ABM1 comp = -1.72 dB A/m

BWC Factor = 0.155979 dB

Location: -1.2, -9.7, 3.7 mm

Scans/y (transversal) fine 3mm 6 x 42/ABM SNR(x,y,z) (3x15x1):

Measurement grid: dx=10mm, dy=10mm

Signal Type: Audio File (.wav) 48k_voice_1kHz_1s.wav

Output Gain: 36.372

Measure Window Start: 0ms

Measure Window Length: 1000ms

BWC applied: 0.155979 dB

Device Reference Point: 0, 0, -6.3 mm

Category	Telephone parameters WD signal quality [(signal+noise)-to-noise ratio in decibels]
Category T1	0 dB to 10 dB
Category T2	10 dB to 20 dB

Category T3	20 dB to 30 dB
Category T4	> 30 dB

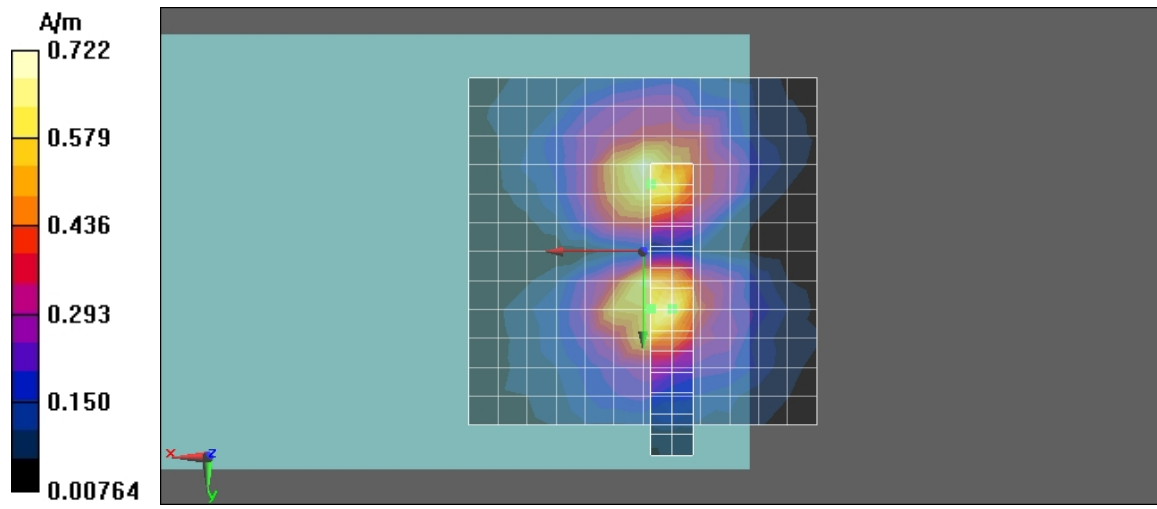
Cursor:

ABM1/ABM2 = 28.8 dB

ABM1 comp = -2.59 dB A/m

BWC Factor = 0.155979 dB

Location: -1.2, 8.3, 3.7 mm



Test Laboratory: Compliance Certification Services Inc.

TCoil_GSM 850_CH 128_Z axial**DUT: K5; Type: Mobile Phone; Serial: N/A**

Communication System: GSM 850; Frequency: 824.2 MHz; Duty Cycle: 1:8.3

Medium parameters used: $\sigma = 0$ mho/m, $\epsilon_r = 1$; $\rho = 1$ kg/m³

Phantom section: TCoil Section

Air Temperature: 24.6 deg C; Liquid Temperature: 23.6 deg C

Area Scan Find Secondary Maximum Within 2dB and with a peak SAR value greater than 0.0012W/kg

DASY4 Configuration:

- Probe: AM1DV2 - 1080; ;
- Sensor-Surface: 0mm (Fix Surface)
- Electronics: DAE4 Sn877; Calibrated: 2/17/2010
- Phantom: HAC Test Arch with AMCC; Type: SD HAC P01 BA; Serial: 1027
- Measurement SW: DASY5, V5.0 Build 125; SEMCAD X Version 13.4 Build 125

Scans/z (axial) 4.2mm 50 x 50/ABM Signal(x,y,z) (13x13x1):

Measurement grid: dx=10mm, dy=10mm

Signal Type: Audio File (.wav) 48k_voice_1kHz_1s.wav

Output Gain: 36.372

Measure Window Start: 0ms

Measure Window Length: 1000ms

BWC applied: 0.155979 dB

Device Reference Point: 0, 0, -6.3 mm

Category	Telephone parameters WD signal quality [(signal+noise)-to-noise ratio in decibels]
Category T1	0 dB to 10 dB
Category T2	10 dB to 20 dB
Category T3	20 dB to 30 dB
Category T4	> 30 dB

Cursor:

ABM1 comp = 4.63 dB A/m

BWC Factor = 0.155979 dB

Location: 0, 0, 3.7 mm

Scans/z (axial) fine 2mm 8 x 8/ABM Signal(x,y,z) (5x5x1):

Measurement grid: dx=10mm, dy=10mm

Signal Type: Audio File (.wav) 48k_voice_1kHz_1s.wav

Output Gain: 36.372

Measure Window Start: 0ms

Measure Window Length: 1000ms

BWC applied: 0.155979 dB

Device Reference Point: 0, 0, -6.3 mm

Category	Telephone parameters WD signal quality [(signal+noise)-to-noise ratio in decibels]
Category T1	0 dB to 10 dB
Category T2	10 dB to 20 dB
Category T3	20 dB to 30 dB
Category T4	> 30 dB

Cursor:

ABM1 comp = 6.83 dB A/m

BWC Factor = 0.155979 dB

Location: -2, -2, 3.7 mm

Scans/z (axial) fine 2mm 8 x 8/ABM SNR(x,y,z) (5x5x1):

Measurement grid: dx=10mm, dy=10mm

Signal Type: Audio File (.wav) 48k_voice_1kHz_1s.wav

Output Gain: 36.372

Measure Window Start: 0ms

Measure Window Length: 1000ms

BWC applied: 0.155979 dB

Device Reference Point: 0, 0, -6.3 mm

Category	Telephone parameters WD signal quality [(signal+noise)-to-noise ratio in decibels]
Category T1	0 dB to 10 dB
Category T2	10 dB to 20 dB

Category T3	20 dB to 30 dB
Category T4	> 30 dB

Cursor:

ABM1/ABM2 = 23.8 dB
 ABM1 comp = 6.83 dB A/m
 BWC Factor = 0.155979 dB
 Location: -2, -2, 3.7 mm

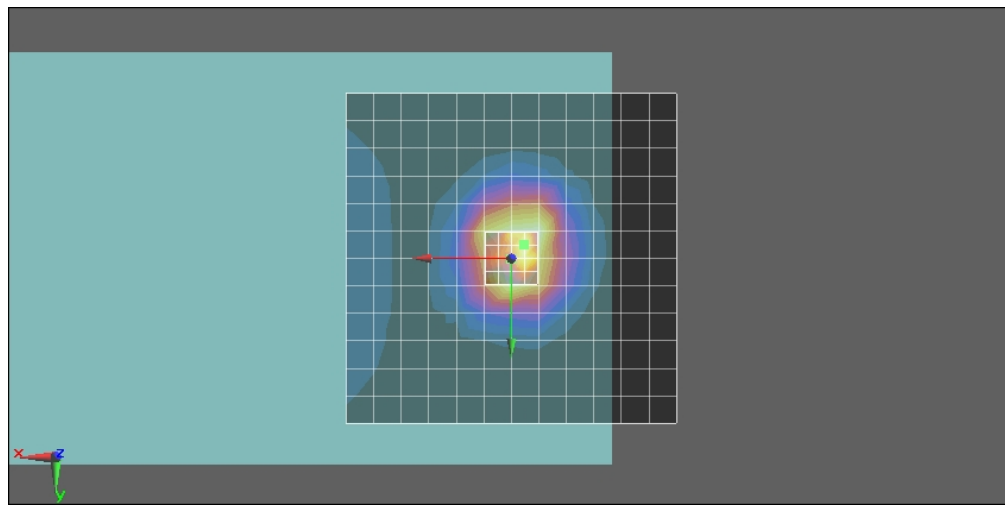
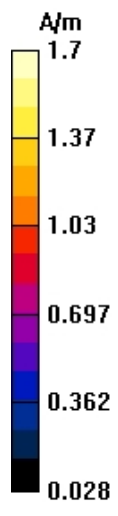
Scans/z (axial) wideband at best S/N/ABM Freq Resp(x,y,z,f) (1x1x1):

Measurement grid: dx=10mm, dy=10mm
 Signal Type: Audio File (.wav) 48k_voice_300-3000_2s.wav
 Output Gain: 71.232
 Measure Window Start: 0ms
 Measure Window Length: 2000ms
 BWC applied: 10.8 dB
 Device Reference Point: 0, 0, -6.3 mm

Category	Telephone parameters WD signal quality [(signal+noise)-to-noise ratio in decibels]
Category T1	0 dB to 10 dB
Category T2	10 dB to 20 dB
Category T3	20 dB to 30 dB
Category T4	> 30 dB

Cursor:

Diff = 1.82 dB
 BWC Factor = 10.8 dB
 Location: -2, -2, 3.7 mm



Test Laboratory: Compliance Certification Services Inc.

TCoil_GSM 850_CH 190_X longitudinal

DUT: K5; Type: Mobile Phone; Serial: N/A

Communication System: GSM 850; Frequency: 836.6 MHz; Duty Cycle: 1:8.3

Medium parameters used: $\sigma = 0$ mho/m, $\epsilon_r = 1$; $\rho = 1$ kg/m³

Phantom section: TCoil Section

Air Temperature: 24.6 deg C; Liquid Temperature: 23.6 deg C

Area Scan Find Secondary Maximum Within 2dB and with a peak SAR value greater than 0.0012W/kg

DASY4 Configuration:

- Probe: AM1DV2 - 1080; ;
- Sensor-Surface: 0mm (Fix Surface)
- Electronics: DAE4 Sn877; Calibrated: 2/17/2010
- Phantom: HAC Test Arch with AMCC; Type: SD HAC P01 BA; Serial: 1027
- Measurement SW: DASY5, V5.0 Build 125; SEMCAD X Version 13.4 Build 125

Scans/x (longitudinal) 4.2mm 50 x 50/ABM Signal(x,y,z) (13x13x1):

Measurement grid: dx=10mm, dy=10mm

Signal Type: Audio File (.wav) 48k_voice_1kHz_1s.wav

Output Gain: 36.372

Measure Window Start: 0ms

Measure Window Length: 1000ms

BWC applied: 0.155979 dB

Device Reference Point: 0, 0, -6.3 mm

Category	Telephone parameters WD signal quality [(signal+noise)-to-noise ratio in decibels]
Category T1	0 dB to 10 dB
Category T2	10 dB to 20 dB
Category T3	20 dB to 30 dB
Category T4	> 30 dB

Cursor:

ABM1 comp = -2.63 dB A/m

BWC Factor = 0.155979 dB

Location: 8.3, 0, 3.7 mm

Scans/x (longitudinal) fine 3mm 42 x 6/ABM Signal(x,y,z) (15x3x1):

Measurement grid: dx=10mm, dy=10mm

Signal Type: Audio File (.wav) 48k_voice_1kHz_1s.wav

Output Gain: 36.372

Measure Window Start: 0ms

Measure Window Length: 1000ms

BWC applied: 0.155979 dB

Device Reference Point: 0, 0, -6.3 mm

Category	Telephone parameters WD signal quality [(signal+noise)-to-noise ratio in decibels]
Category T1	0 dB to 10 dB
Category T2	10 dB to 20 dB
Category T3	20 dB to 30 dB
Category T4	> 30 dB

Cursor:

ABM1 comp = -1.68 dB A/m

BWC Factor = 0.155979 dB

Location: 5.3, 0, 3.7 mm

Scans/x (longitudinal) fine 3mm 42 x 6/ABM SNR(x,y,z) (15x3x1):

Measurement grid: dx=10mm, dy=10mm

Signal Type: Audio File (.wav) 48k_voice_1kHz_1s.wav

Output Gain: 36.372

Measure Window Start: 0ms

Measure Window Length: 1000ms

BWC applied: 0.155979 dB

Device Reference Point: 0, 0, -6.3 mm

Category	Telephone parameters WD signal quality [(signal+noise)-to-noise ratio in decibels]
Category T1	0 dB to 10 dB
Category T2	10 dB to 20 dB

Category T3	20 dB to 30 dB
Category T4	> 30 dB

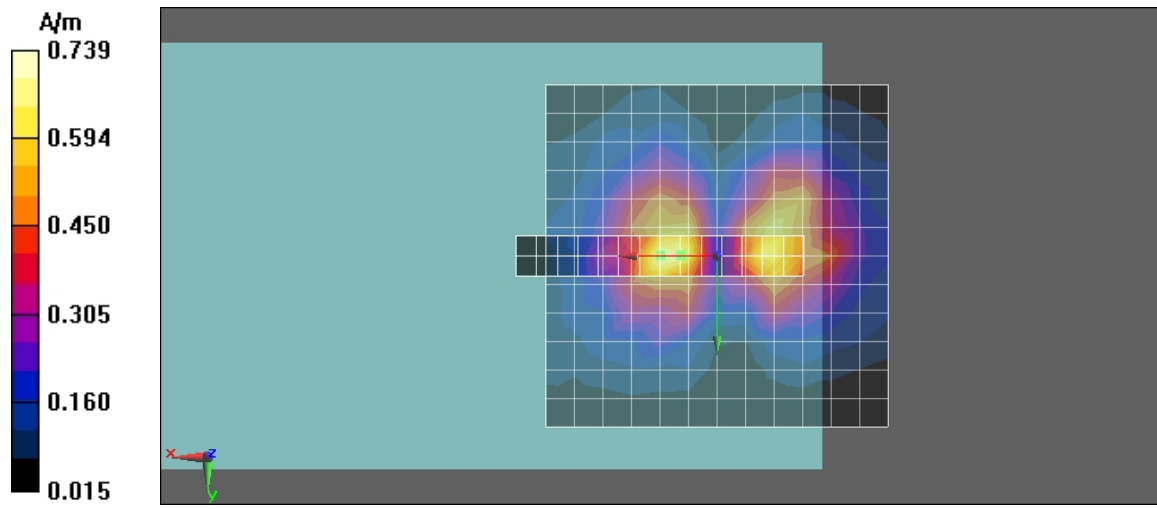
Cursor:

ABM1/ABM2 = 23.7 dB

ABM1 comp = -1.68 dB A/m

BWC Factor = 0.155979 dB

Location: 5.3, 0, 3.7 mm



Test Laboratory: Compliance Certification Services Inc.

TCoil_GSM 850_CH 190_Y transversal**DUT: K5; Type: Mobile Phone; Serial: N/A**

Communication System: GSM 850; Frequency: 836.6 MHz; Duty Cycle: 1:8.3

Medium parameters used: $\sigma = 0$ mho/m, $\epsilon_r = 1$; $\rho = 1$ kg/m³

Phantom section: TCoil Section

Air Temperature: 24.6 deg C; Liquid Temperature: 23.6 deg C

Area Scan Find Secondary Maximum Within 2dB and with a peak SAR value greater than 0.0012W/kg

DASY4 Configuration:

- Probe: AM1DV2 - 1080; ;
- Sensor-Surface: 0mm (Fix Surface)
- Electronics: DAE4 Sn877; Calibrated: 2/17/2010
- Phantom: HAC Test Arch with AMCC; Type: SD HAC P01 BA; Serial: 1027
- Measurement SW: DASY5, V5.0 Build 125; SEMCAD X Version 13.4 Build 125

Scans/y (transversal) 4.2mm 50 x 50/ABM Signal(x,y,z) (13x13x1):

Measurement grid: dx=10mm, dy=10mm

Signal Type: Audio File (.wav) 48k_voice_1kHz_1s.wav

Output Gain: 36.372

Measure Window Start: 0ms

Measure Window Length: 1000ms

BWC applied: 0.155979 dB

Device Reference Point: 0, 0, -6.3 mm

Category	Telephone parameters WD signal quality [(signal+noise)-to-noise ratio in decibels]
Category T1	0 dB to 10 dB
Category T2	10 dB to 20 dB
Category T3	20 dB to 30 dB
Category T4	> 30 dB

Cursor:

ABM1 comp = -1.49 dB A/m

BWC Factor = 0.155979 dB

Location: 0, -8.3, 3.7 mm

Scans/y (transversal) fine 3mm 6 x 42/ABM Signal(x,y,z) (3x15x1):

Measurement grid: dx=10mm, dy=10mm

Signal Type: Audio File (.wav) 48k_voice_1kHz_1s.wav

Output Gain: 36.372

Measure Window Start: 0ms

Measure Window Length: 1000ms

BWC applied: 0.155979 dB

Device Reference Point: 0, 0, -6.3 mm

Category	Telephone parameters WD signal quality [(signal+noise)-to-noise ratio in decibels]
Category T1	0 dB to 10 dB
Category T2	10 dB to 20 dB
Category T3	20 dB to 30 dB
Category T4	> 30 dB

Cursor:

ABM1 comp = -2.15 dB A/m

BWC Factor = 0.155979 dB

Location: 0, -11.3, 3.7 mm

Scans/y (transversal) fine 3mm 6 x 42/ABM SNR(x,y,z) (3x15x1):

Measurement grid: dx=10mm, dy=10mm

Signal Type: Audio File (.wav) 48k_voice_1kHz_1s.wav

Output Gain: 36.372

Measure Window Start: 0ms

Measure Window Length: 1000ms

BWC applied: 0.155979 dB

Device Reference Point: 0, 0, -6.3 mm

Category	Telephone parameters WD signal quality [(signal+noise)-to-noise ratio in decibels]
Category T1	0 dB to 10 dB
Category T2	10 dB to 20 dB

Category T3	20 dB to 30 dB
Category T4	> 30 dB

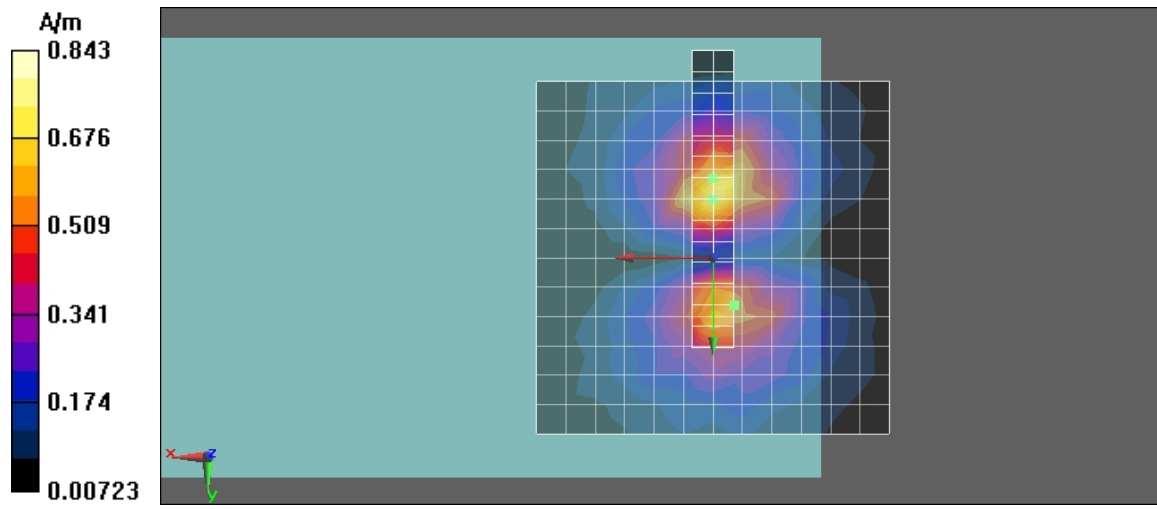
Cursor:

ABM1/ABM2 = 29.6 dB

ABM1 comp = -2.69 dB A/m

BWC Factor = 0.155979 dB

Location: -3, 6.7, 3.7 mm



Test Laboratory: Compliance Certification Services Inc.

TCoil_GSM 850_CH 190_Z axial**DUT: K5; Type: Mobile Phone; Serial: N/A**

Communication System: GSM 850; Frequency: 836.6 MHz; Duty Cycle: 1:8.3

Medium parameters used: $\sigma = 0$ mho/m, $\epsilon_r = 1$; $\rho = 1$ kg/m³

Phantom section: TCoil Section

Air Temperature: 24.6 deg C; Liquid Temperature: 23.6 deg C

Area Scan Find Secondary Maximum Within 2dB and with a peak SAR value greater than 0.0012W/kg

DASY4 Configuration:

- Probe: AM1DV2 - 1080; ;
- Sensor-Surface: 0mm (Fix Surface)
- Electronics: DAE4 Sn877; Calibrated: 2/17/2010
- Phantom: HAC Test Arch with AMCC; Type: SD HAC P01 BA; Serial: 1027
- Measurement SW: DASY5, V5.0 Build 125; SEMCAD X Version 13.4 Build 125

Scans/z (axial) 4.2mm 50 x 50/ABM Signal(x,y,z) (13x13x1):

Measurement grid: dx=10mm, dy=10mm

Signal Type: Audio File (.wav) 48k_voice_1kHz_1s.wav

Output Gain: 36.372

Measure Window Start: 0ms

Measure Window Length: 1000ms

BWC applied: 0.155979 dB

Device Reference Point: 0, 0, -6.3 mm

Category	Telephone parameters WD signal quality [(signal+noise)-to-noise ratio in decibels]
Category T1	0 dB to 10 dB
Category T2	10 dB to 20 dB
Category T3	20 dB to 30 dB
Category T4	> 30 dB

Cursor:

ABM1 comp = 5.29 dB A/m

BWC Factor = 0.155979 dB

Location: 0, -4.2, 3.7 mm

Scans/z (axial) fine 2mm 8 x 8/ABM Signal(x,y,z) (5x5x1):

Measurement grid: dx=10mm, dy=10mm

Signal Type: Audio File (.wav) 48k_voice_1kHz_1s.wav

Output Gain: 36.372

Measure Window Start: 0ms

Measure Window Length: 1000ms

BWC applied: 0.155979 dB

Device Reference Point: 0, 0, -6.3 mm

Category	Telephone parameters WD signal quality [(signal+noise)-to-noise ratio in decibels]
Category T1	0 dB to 10 dB
Category T2	10 dB to 20 dB
Category T3	20 dB to 30 dB
Category T4	> 30 dB

Cursor:

ABM1 comp = 6.51 dB A/m

BWC Factor = 0.155979 dB

Location: -2, -0.2, 3.7 mm

Scans/z (axial) fine 2mm 8 x 8/ABM SNR(x,y,z) (5x5x1):

Measurement grid: dx=10mm, dy=10mm

Signal Type: Audio File (.wav) 48k_voice_1kHz_1s.wav

Output Gain: 36.372

Measure Window Start: 0ms

Measure Window Length: 1000ms

BWC applied: 0.155979 dB

Device Reference Point: 0, 0, -6.3 mm

Category	Telephone parameters WD signal quality [(signal+noise)-to-noise ratio in decibels]
Category T1	0 dB to 10 dB
Category T2	10 dB to 20 dB

Category T3	20 dB to 30 dB
Category T4	> 30 dB

Cursor:

ABM1/ABM2 = 24.2 dB
 ABM1 comp = 6.51 dB A/m
 BWC Factor = 0.155979 dB
 Location: -2, -0.2, 3.7 mm

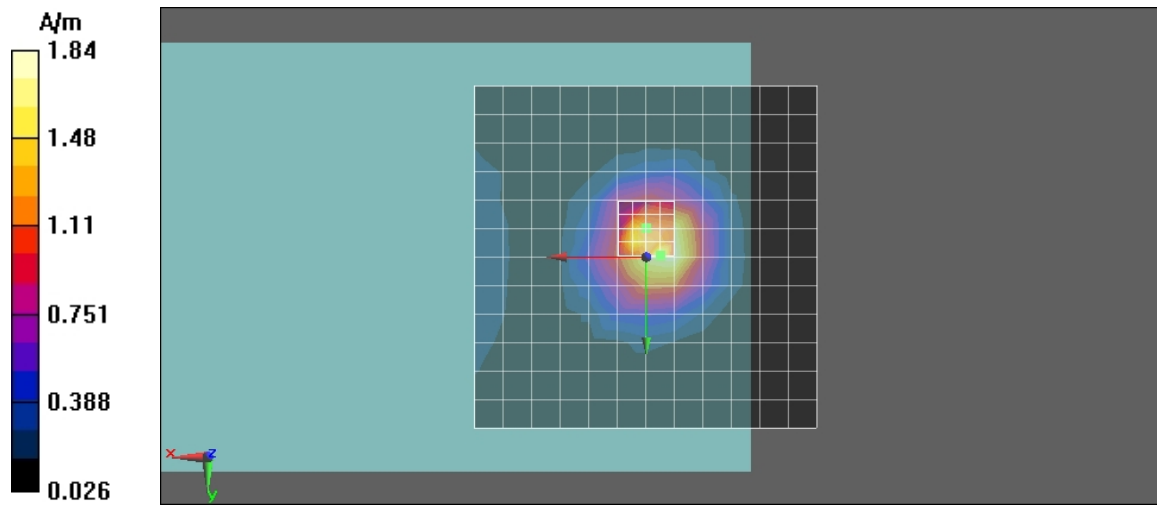
Scans/z (axial) wideband at best S/N/ABM Freq Resp(x,y,z,f) (1x1x1):

Measurement grid: dx=10mm, dy=10mm
 Signal Type: Audio File (.wav) 48k_voice_300-3000_2s.wav
 Output Gain: 71.232
 Measure Window Start: 0ms
 Measure Window Length: 2000ms
 BWC applied: 10.8 dB
 Device Reference Point: 0, 0, -6.3 mm

Category	Telephone parameters WD signal quality [(signal+noise)-to-noise ratio in decibels]
Category T1	0 dB to 10 dB
Category T2	10 dB to 20 dB
Category T3	20 dB to 30 dB
Category T4	> 30 dB

Cursor:

Diff = 2 dB
 BWC Factor = 10.8 dB
 Location: -2, -0.2, 3.7 mm



Test Laboratory: Compliance Certification Services Inc.

TCoil_GSM 850_CH 251_X longitudinal**DUT: K5; Type: Mobile Phone; Serial: N/A**

Communication System: GSM 850; Frequency: 848.8 MHz; Duty Cycle: 1:8.3

Medium parameters used: $\sigma = 0$ mho/m, $\epsilon_r = 1$; $\rho = 1$ kg/m³

Phantom section: TCoil Section

Air Temperature: 24.6 deg C; Liquid Temperature: 23.6 deg C

Area Scan Find Secondary Maximum Within 2dB and with a peak SAR value greater than 0.0012W/kg

DASY4 Configuration:

- Probe: AM1DV2 - 1080; ;
- Sensor-Surface: 0mm (Fix Surface)
- Electronics: DAE4 Sn877; Calibrated: 2/17/2010
- Phantom: HAC Test Arch with AMCC; Type: SD HAC P01 BA; Serial: 1027
- Measurement SW: DASY5, V5.0 Build 125; SEMCAD X Version 13.4 Build 125

Scans/x (longitudinal) 4.2mm 50 x 50/ABM Signal(x,y,z) (13x13x1):

Measurement grid: dx=10mm, dy=10mm

Signal Type: Audio File (.wav) 48k_voice_1kHz_1s.wav

Output Gain: 36.372

Measure Window Start: 0ms

Measure Window Length: 1000ms

BWC applied: 0.155979 dB

Device Reference Point: 0, 0, -6.3 mm

Category	Telephone parameters WD signal quality [(signal+noise)-to-noise ratio in decibels]
Category T1	0 dB to 10 dB
Category T2	10 dB to 20 dB
Category T3	20 dB to 30 dB
Category T4	> 30 dB

Cursor:

ABM1 comp = -3.48 dB A/m

BWC Factor = 0.155979 dB

Location: -8.3, 0, 3.7 mm

Scans/x (longitudinal) fine 3mm 42 x 6/ABM Signal(x,y,z) (15x3x1):

Measurement grid: dx=10mm, dy=10mm

Signal Type: Audio File (.wav) 48k_voice_1kHz_1s.wav

Output Gain: 36.372

Measure Window Start: 0ms

Measure Window Length: 1000ms

BWC applied: 0.155979 dB

Device Reference Point: 0, 0, -6.3 mm

Category	Telephone parameters WD signal quality [(signal+noise)-to-noise ratio in decibels]
Category T1	0 dB to 10 dB
Category T2	10 dB to 20 dB
Category T3	20 dB to 30 dB
Category T4	> 30 dB

Cursor:

ABM1 comp = -1.43 dB A/m

BWC Factor = 0.155979 dB

Location: 6.7, 0, 3.7 mm

Scans/x (longitudinal) fine 3mm 42 x 6/ABM SNR(x,y,z) (15x3x1):

Measurement grid: dx=10mm, dy=10mm

Signal Type: Audio File (.wav) 48k_voice_1kHz_1s.wav

Output Gain: 36.372

Measure Window Start: 0ms

Measure Window Length: 1000ms

BWC applied: 0.155979 dB

Device Reference Point: 0, 0, -6.3 mm

Category	Telephone parameters WD signal quality [(signal+noise)-to-noise ratio in decibels]
Category T1	0 dB to 10 dB
Category T2	10 dB to 20 dB

Category T3	20 dB to 30 dB
Category T4	> 30 dB

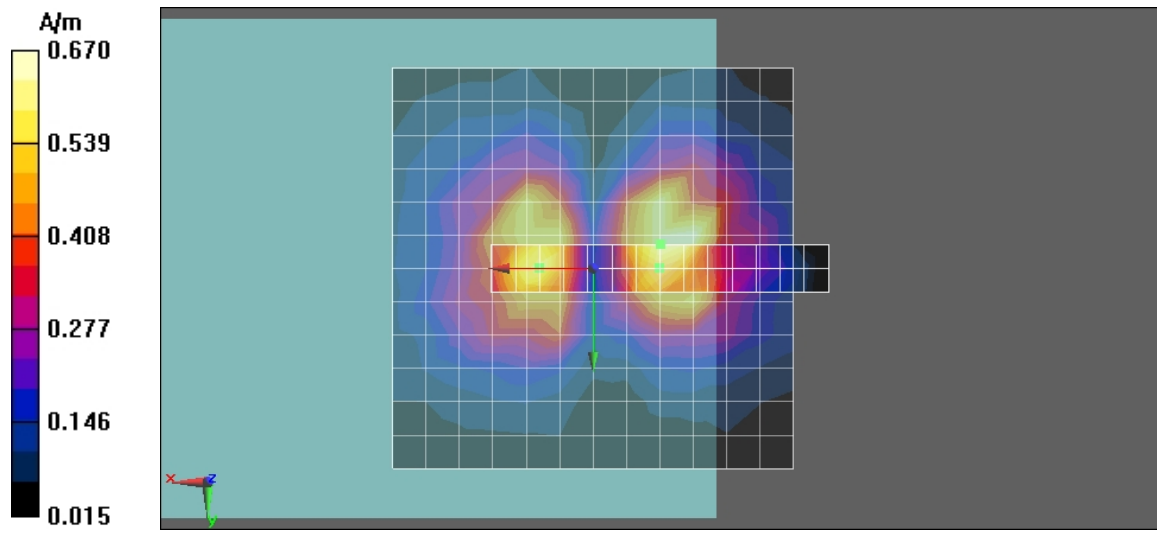
Cursor:

ABM1/ABM2 = 24.4 dB

ABM1 comp = -1.48 dB A/m

BWC Factor = 0.155979 dB

Location: -8.3, -3, 3.7 mm



Test Laboratory: Compliance Certification Services Inc.

TCoil_GSM 850_CH 251_Y transversal**DUT: K5; Type: Mobile Phone; Serial: N/A**

Communication System: GSM 850; Frequency: 848.8 MHz; Duty Cycle: 1:8.3

Medium parameters used: $\sigma = 0$ mho/m, $\epsilon_r = 1$; $\rho = 1$ kg/m³

Phantom section: TCoil Section

Air Temperature: 24.6 deg C; Liquid Temperature: 23.6 deg C

Area Scan Find Secondary Maximum Within 2dB and with a peak SAR value greater than 0.0012W/kg

DASY4 Configuration:

- Probe: AM1DV2 - 1080; ;
- Sensor-Surface: 0mm (Fix Surface)
- Electronics: DAE4 Sn877; Calibrated: 2/17/2010
- Phantom: HAC Test Arch with AMCC; Type: SD HAC P01 BA; Serial: 1027
- Measurement SW: DASY5, V5.0 Build 125; SEMCAD X Version 13.4 Build 125

Scans/y (transversal) 4.2mm 50 x 50/ABM Signal(x,y,z) (13x13x1):

Measurement grid: dx=10mm, dy=10mm

Signal Type: Audio File (.wav) 48k_voice_1kHz_1s.wav

Output Gain: 36.372

Measure Window Start: 0ms

Measure Window Length: 1000ms

BWC applied: 0.155979 dB

Device Reference Point: 0, 0, -6.3 mm

Category	Telephone parameters WD signal quality [(signal+noise)-to-noise ratio in decibels]
Category T1	0 dB to 10 dB
Category T2	10 dB to 20 dB
Category T3	20 dB to 30 dB
Category T4	> 30 dB

Cursor:

ABM1 comp = -2.76 dB A/m

BWC Factor = 0.155979 dB

Location: 0, -12.5, 3.7 mm

Scans/y (transversal) fine 3mm 6 x 42/ABM Signal(x,y,z) (3x15x1):

Measurement grid: dx=10mm, dy=10mm

Signal Type: Audio File (.wav) 48k_voice_1kHz_1s.wav

Output Gain: 36.372

Measure Window Start: 0ms

Measure Window Length: 1000ms

BWC applied: 0.155979 dB

Device Reference Point: 0, 0, -6.3 mm

Category	Telephone parameters WD signal quality [(signal+noise)-to-noise ratio in decibels]
Category T1	0 dB to 10 dB
Category T2	10 dB to 20 dB
Category T3	20 dB to 30 dB
Category T4	> 30 dB

Cursor:

ABM1 comp = -2.02 dB A/m

BWC Factor = 0.155979 dB

Location: -3, -9.5, 3.7 mm

Scans/y (transversal) fine 3mm 6 x 42/ABM SNR(x,y,z) (3x15x1):

Measurement grid: dx=10mm, dy=10mm

Signal Type: Audio File (.wav) 48k_voice_1kHz_1s.wav

Output Gain: 36.372

Measure Window Start: 0ms

Measure Window Length: 1000ms

BWC applied: 0.155979 dB

Device Reference Point: 0, 0, -6.3 mm

Category	Telephone parameters WD signal quality [(signal+noise)-to-noise ratio in decibels]
Category T1	0 dB to 10 dB
Category T2	10 dB to 20 dB

Category T3	20 dB to 30 dB
Category T4	> 30 dB

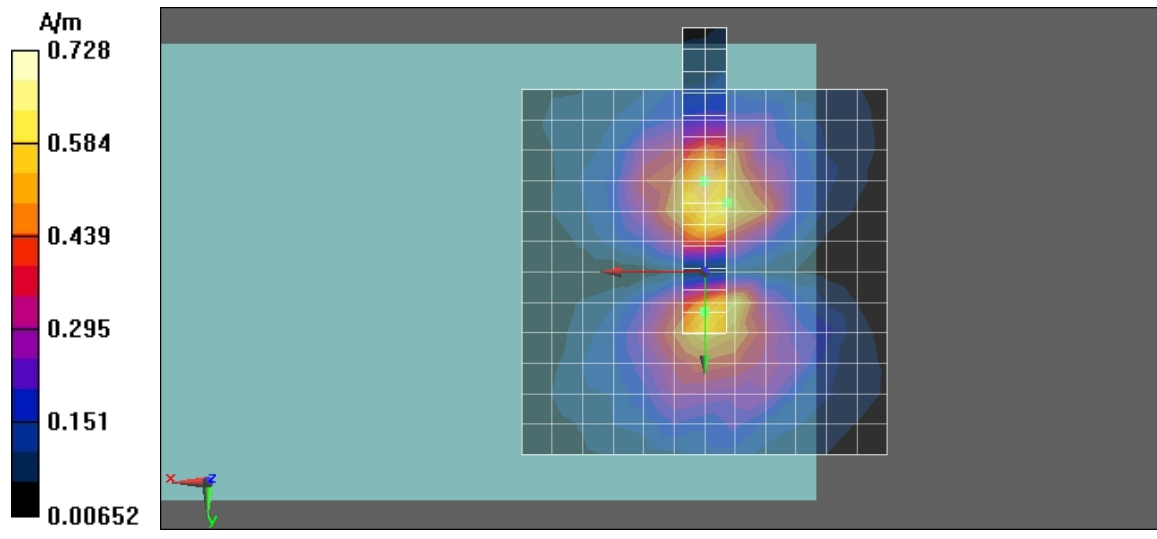
Cursor:

ABM1/ABM2 = 30.2 dB

ABM1 comp = -3.1 dB A/m

BWC Factor = 0.155979 dB

Location: 0, 5.5, 3.7 mm



Test Laboratory: Compliance Certification Services Inc.

TCoil_GSM 850_CH 251_Z axial**DUT: K5; Type: Mobile Phone; Serial: N/A**

Communication System: GSM 850; Frequency: 848.8 MHz; Duty Cycle: 1:8.3

Medium parameters used: $\sigma = 0$ mho/m, $\epsilon_r = 1$; $\rho = 1$ kg/m³

Phantom section: TCoil Section

Air Temperature: 24.6 deg C; Liquid Temperature: 23.6 deg C

Area Scan Find Secondary Maximum Within 2dB and with a peak SAR value greater than 0.0012W/kg

DASY4 Configuration:

- Probe: AM1DV2 - 1080; ;
- Sensor-Surface: 0mm (Fix Surface)
- Electronics: DAE4 Sn877; Calibrated: 2/17/2010
- Phantom: HAC Test Arch with AMCC; Type: SD HAC P01 BA; Serial: 1027
- Measurement SW: DASY5, V5.0 Build 125; SEMCAD X Version 13.4 Build 125

Scans/z (axial) 4.2mm 50 x 50/ABM Signal(x,y,z) (13x13x1):

Measurement grid: dx=10mm, dy=10mm

Signal Type: Audio File (.wav) 48k_voice_1kHz_1s.wav

Output Gain: 36.372

Measure Window Start: 0ms

Measure Window Length: 1000ms

BWC applied: 0.155979 dB

Device Reference Point: 0, 0, -6.3 mm

Category	Telephone parameters WD signal quality [(signal+noise)-to-noise ratio in decibels]
Category T1	0 dB to 10 dB
Category T2	10 dB to 20 dB
Category T3	20 dB to 30 dB
Category T4	> 30 dB

Cursor:

ABM1 comp = 5.68 dB A/m

BWC Factor = 0.155979 dB

Location: 0, -4.2, 3.7 mm

Scans/z (axial) fine 2mm 8 x 8/ABM Signal(x,y,z) (5x5x1):

Measurement grid: dx=10mm, dy=10mm

Signal Type: Audio File (.wav) 48k_voice_1kHz_1s.wav

Output Gain: 36.372

Measure Window Start: 0ms

Measure Window Length: 1000ms

BWC applied: 0.155979 dB

Device Reference Point: 0, 0, -6.3 mm

Category	Telephone parameters WD signal quality [(signal+noise)-to-noise ratio in decibels]
Category T1	0 dB to 10 dB
Category T2	10 dB to 20 dB
Category T3	20 dB to 30 dB
Category T4	> 30 dB

Cursor:

ABM1 comp = 6.22 dB A/m

BWC Factor = 0.155979 dB

Location: -2, -0.2, 3.7 mm

Scans/z (axial) fine 2mm 8 x 8/ABM SNR(x,y,z) (5x5x1):

Measurement grid: dx=10mm, dy=10mm

Signal Type: Audio File (.wav) 48k_voice_1kHz_1s.wav

Output Gain: 36.372

Measure Window Start: 0ms

Measure Window Length: 1000ms

BWC applied: 0.155979 dB

Device Reference Point: 0, 0, -6.3 mm

Category	Telephone parameters WD signal quality [(signal+noise)-to-noise ratio in decibels]
Category T1	0 dB to 10 dB
Category T2	10 dB to 20 dB

Category T3	20 dB to 30 dB
Category T4	> 30 dB

Cursor:

ABM1/ABM2 = 24.9 dB
 ABM1 comp = 6.22 dB A/m
 BWC Factor = 0.155979 dB
 Location: -2, -0.2, 3.7 mm

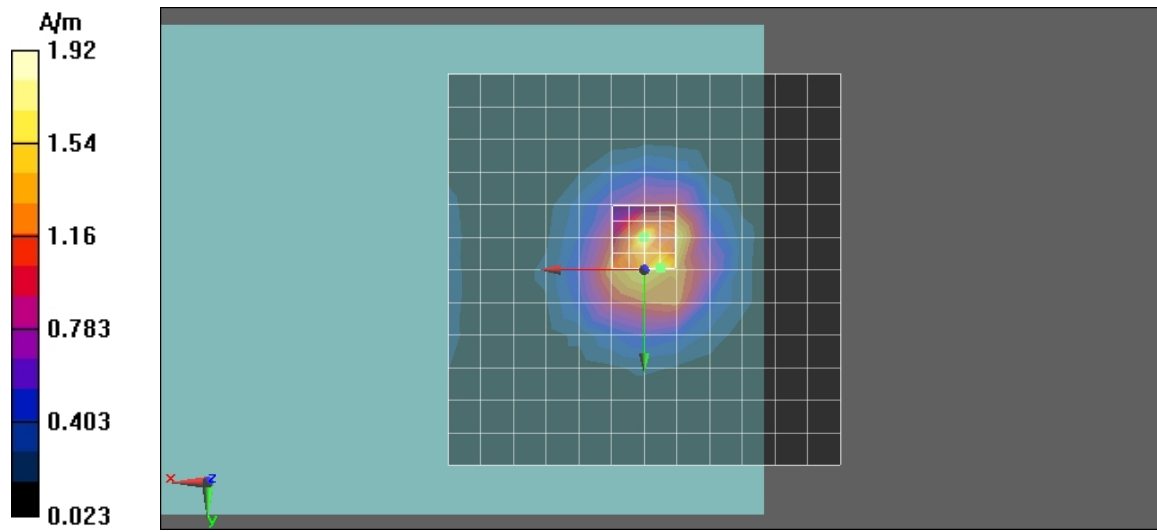
Scans/z (axial) wideband at best S/N/ABM Freq Resp(x,y,z,f) (1x1x1):

Measurement grid: dx=10mm, dy=10mm
 Signal Type: Audio File (.wav) 48k_voice_300-3000_2s.wav
 Output Gain: 71.232
 Measure Window Start: 0ms
 Measure Window Length: 2000ms
 BWC applied: 10.8 dB
 Device Reference Point: 0, 0, -6.3 mm

Category	Telephone parameters WD signal quality [(signal+noise)-to-noise ratio in decibels]
Category T1	0 dB to 10 dB
Category T2	10 dB to 20 dB
Category T3	20 dB to 30 dB
Category T4	> 30 dB

Cursor:

Diff = 1.41 dB
 BWC Factor = 10.8 dB
 Location: -2, -0.2, 3.7 mm



Test Laboratory: Compliance Certification Services Inc.

TCoil_GSM 1900_CH 512_X longitudinal**DUT: K5; Type: Mobile Phone; Serial: N/A**

Communication System: GSM 1900; Frequency: 1850.2 MHz; Duty Cycle: 1:8

Medium parameters used: $\sigma = 0$ mho/m, $\epsilon_r = 1$; $\rho = 1$ kg/m³

Phantom section: TCoil Section

Air Temperature: 24.6 deg C; Liquid Temperature: 23.6 deg C

Area Scan Find Secondary Maximum Within 2dB and with a peak SAR value greater than 0.0012W/kg

DASY4 Configuration:

- Probe: AM1DV2 - 1080; ;
- Sensor-Surface: 0mm (Fix Surface)
- Electronics: DAE4 Sn877; Calibrated: 2/17/2010
- Phantom: HAC Test Arch with AMCC; Type: SD HAC P01 BA; Serial: 1027
- Measurement SW: DASY5, V5.0 Build 125; SEMCAD X Version 13.4 Build 125

Scans/x (longitudinal) 4.2mm 50 x 50/ABM Signal(x,y,z) (13x13x1):

Measurement grid: dx=10mm, dy=10mm

Signal Type: Audio File (.wav) 48k_voice_1kHz_1s.wav

Output Gain: 36.372

Measure Window Start: 0ms

Measure Window Length: 1000ms

BWC applied: 0.155041 dB

Device Reference Point: 0, 0, -6.3 mm

Category	Telephone parameters WD signal quality [(signal+noise)-to-noise ratio in decibels]
Category T1	0 dB to 10 dB
Category T2	10 dB to 20 dB
Category T3	20 dB to 30 dB
Category T4	> 30 dB

Cursor:

ABM1 comp = -1.66 dB A/m

BWC Factor = 0.155041 dB

Location: 12.5, -4.2, 3.7 mm

Scans/x (longitudinal) fine 3mm 42 x 6/ABM Signal(x,y,z) (15x3x1):

Measurement grid: dx=10mm, dy=10mm

Signal Type: Audio File (.wav) 48k_voice_1kHz_1s.wav

Output Gain: 36.372

Measure Window Start: 0ms

Measure Window Length: 1000ms

BWC applied: 0.155041 dB

Device Reference Point: 0, 0, -6.3 mm

Category	Telephone parameters WD signal quality [(signal+noise)-to-noise ratio in decibels]
Category T1	0 dB to 10 dB
Category T2	10 dB to 20 dB
Category T3	20 dB to 30 dB
Category T4	> 30 dB

Cursor:

ABM1 comp = -1.56 dB A/m

BWC Factor = 0.155041 dB

Location: 12.5, -7.2, 3.7 mm

Scans/x (longitudinal) fine 3mm 42 x 6/ABM SNR(x,y,z) (15x3x1):

Measurement grid: dx=10mm, dy=10mm

Signal Type: Audio File (.wav) 48k_voice_1kHz_1s.wav

Output Gain: 36.372

Measure Window Start: 0ms

Measure Window Length: 1000ms

BWC applied: 0.155041 dB

Device Reference Point: 0, 0, -6.3 mm

Category	Telephone parameters WD signal quality [(signal+noise)-to-noise ratio in decibels]
Category T1	0 dB to 10 dB
Category T2	10 dB to 20 dB

Category T3	20 dB to 30 dB
Category T4	> 30 dB

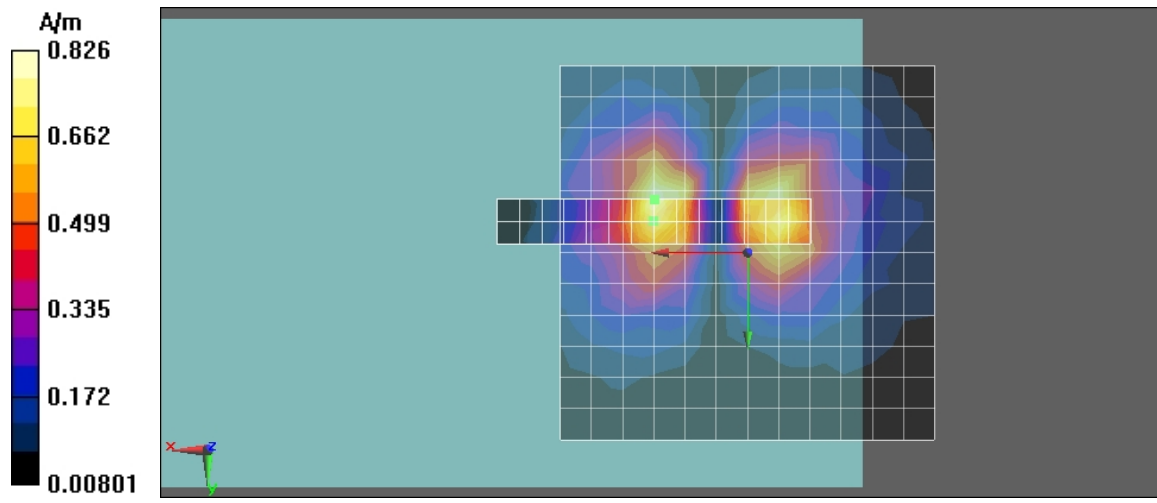
Cursor:

ABM1/ABM2 = 27.4 dB

ABM1 comp = -1.56 dB A/m

BWC Factor = 0.155041 dB

Location: 12.5, -7.2, 3.7 mm



Test Laboratory: Compliance Certification Services Inc.

TCoil_GSM 1900_CH 512_Y transversal**DUT: K5; Type: Mobile Phone; Serial: N/A**

Communication System: GSM 1900; Frequency: 1850.2 MHz; Duty Cycle: 1:8

Medium parameters used: $\sigma = 0$ mho/m, $\epsilon_r = 1$; $\rho = 1$ kg/m³

Phantom section: TCoil Section

Air Temperature: 24.6 deg C; Liquid Temperature: 23.6 deg C

Area Scan Find Secondary Maximum Within 2dB and with a peak SAR value greater than 0.0012W/kg

DASY4 Configuration:

- Probe: AM1DV2 - 1080; ;
- Sensor-Surface: 0mm (Fix Surface)
- Electronics: DAE4 Sn877; Calibrated: 2/17/2010
- Phantom: HAC Test Arch with AMCC; Type: SD HAC P01 BA; Serial: 1027
- Measurement SW: DASY5, V5.0 Build 125; SEMCAD X Version 13.4 Build 125

Scans/y (transversal) 4.2mm 50 x 50/ABM Signal(x,y,z) (13x13x1):

Measurement grid: dx=10mm, dy=10mm

Signal Type: Audio File (.wav) 48k_voice_1kHz_1s.wav

Output Gain: 36.372

Measure Window Start: 0ms

Measure Window Length: 1000ms

BWC applied: 0.155041 dB

Device Reference Point: 0, 0, -6.3 mm

Category	Telephone parameters WD signal quality [(signal+noise)-to-noise ratio in decibels]
Category T1	0 dB to 10 dB
Category T2	10 dB to 20 dB
Category T3	20 dB to 30 dB
Category T4	> 30 dB

Cursor:

ABM1 comp = -3.25 dB A/m

BWC Factor = 0.155041 dB

Location: 0, -12.5, 3.7 mm

Scans/y (transversal) fine 3mm 6 x 42/ABM Signal(x,y,z) (3x15x1):

Measurement grid: dx=10mm, dy=10mm

Signal Type: Audio File (.wav) 48k_voice_1kHz_1s.wav

Output Gain: 36.372

Measure Window Start: 0ms

Measure Window Length: 1000ms

BWC applied: 0.155041 dB

Device Reference Point: 0, 0, -6.3 mm

Category	Telephone parameters WD signal quality [(signal+noise)-to-noise ratio in decibels]
Category T1	0 dB to 10 dB
Category T2	10 dB to 20 dB
Category T3	20 dB to 30 dB
Category T4	> 30 dB

Cursor:

ABM1 comp = -2.55 dB A/m

BWC Factor = 0.155041 dB

Location: 3, 2.5, 3.7 mm

Scans/y (transversal) fine 3mm 6 x 42/ABM SNR(x,y,z) (3x15x1):

Measurement grid: dx=10mm, dy=10mm

Signal Type: Audio File (.wav) 48k_voice_1kHz_1s.wav

Output Gain: 36.372

Measure Window Start: 0ms

Measure Window Length: 1000ms

BWC applied: 0.155041 dB

Device Reference Point: 0, 0, -6.3 mm

Category	Telephone parameters WD signal quality [(signal+noise)-to-noise ratio in decibels]
Category T1	0 dB to 10 dB
Category T2	10 dB to 20 dB

Category T3	20 dB to 30 dB
Category T4	> 30 dB

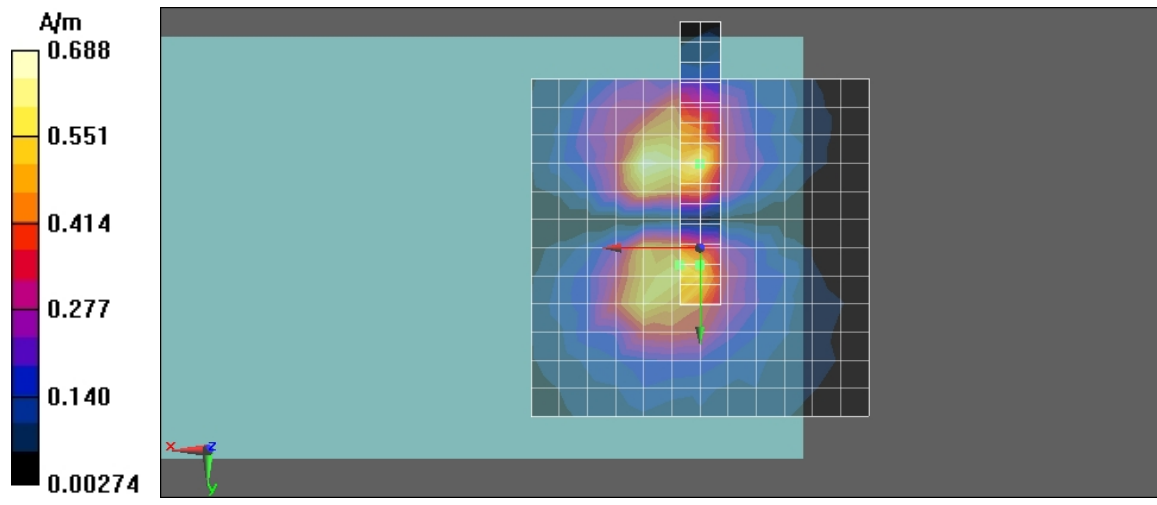
Cursor:

ABM1/ABM2 = 30 dB

ABM1 comp = -3.86 dB A/m

BWC Factor = 0.155041 dB

Location: 0, 2.5, 3.7 mm



Test Laboratory: Compliance Certification Services Inc.

TCoil_GSM 1900_CH 512_Z axial**DUT: K5; Type: Mobile Phone; Serial: N/A**

Communication System: GSM 1900; Frequency: 1850.2 MHz; Duty Cycle: 1:8

Medium parameters used: $\sigma = 0$ mho/m, $\epsilon_r = 1$; $\rho = 1$ kg/m³

Phantom section: TCoil Section

Air Temperature: 24.6 deg C; Liquid Temperature: 23.6 deg C

Area Scan Find Secondary Maximum Within 2dB and with a peak SAR value greater than 0.0012W/kg

DASY4 Configuration:

- Probe: AM1DV2 - 1080; ;
- Sensor-Surface: 0mm (Fix Surface)
- Electronics: DAE4 Sn877; Calibrated: 2/17/2010
- Phantom: HAC Test Arch with AMCC; Type: SD HAC P01 BA; Serial: 1027
- Measurement SW: DASY5, V5.0 Build 125; SEMCAD X Version 13.4 Build 125

Scans/z (axial) 4.2mm 50 x 50/ABM Signal(x,y,z) (13x13x1):

Measurement grid: dx=10mm, dy=10mm

Signal Type: Audio File (.wav) 48k_voice_1kHz_1s.wav

Output Gain: 36.372

Measure Window Start: 0ms

Measure Window Length: 1000ms

BWC applied: 0.155041 dB

Device Reference Point: 0, 0, -6.3 mm

Category	Telephone parameters WD signal quality [(signal+noise)-to-noise ratio in decibels]
Category T1	0 dB to 10 dB
Category T2	10 dB to 20 dB
Category T3	20 dB to 30 dB
Category T4	> 30 dB

Cursor:

ABM1 comp = 5.06 dB A/m

BWC Factor = 0.155041 dB

Location: 4.2, -8.3, 3.7 mm

Scans/z (axial) fine 2mm 8 x 8/ABM Signal(x,y,z) (5x5x1):

Measurement grid: dx=10mm, dy=10mm

Signal Type: Audio File (.wav) 48k_voice_1kHz_1s.wav

Output Gain: 36.372

Measure Window Start: 0ms

Measure Window Length: 1000ms

BWC applied: 0.155041 dB

Device Reference Point: 0, 0, -6.3 mm

Category	Telephone parameters WD signal quality [(signal+noise)-to-noise ratio in decibels]
Category T1	0 dB to 10 dB
Category T2	10 dB to 20 dB
Category T3	20 dB to 30 dB
Category T4	> 30 dB

Cursor:

ABM1 comp = 6.99 dB A/m

BWC Factor = 0.155041 dB

Location: 4.2, -6.3, 3.7 mm

Scans/z (axial) fine 2mm 8 x 8/ABM SNR(x,y,z) (5x5x1):

Measurement grid: dx=10mm, dy=10mm

Signal Type: Audio File (.wav) 48k_voice_1kHz_1s.wav

Output Gain: 36.372

Measure Window Start: 0ms

Measure Window Length: 1000ms

BWC applied: 0.155041 dB

Device Reference Point: 0, 0, -6.3 mm

Category	Telephone parameters WD signal quality [(signal+noise)-to-noise ratio in decibels]
Category T1	0 dB to 10 dB
Category T2	10 dB to 20 dB

Category T3	20 dB to 30 dB
Category T4	> 30 dB

Cursor:

ABM1/ABM2 = 28 dB
 ABM1 comp = 6.99 dB A/m
 BWC Factor = 0.155041 dB
 Location: 4.2, -6.3, 3.7 mm

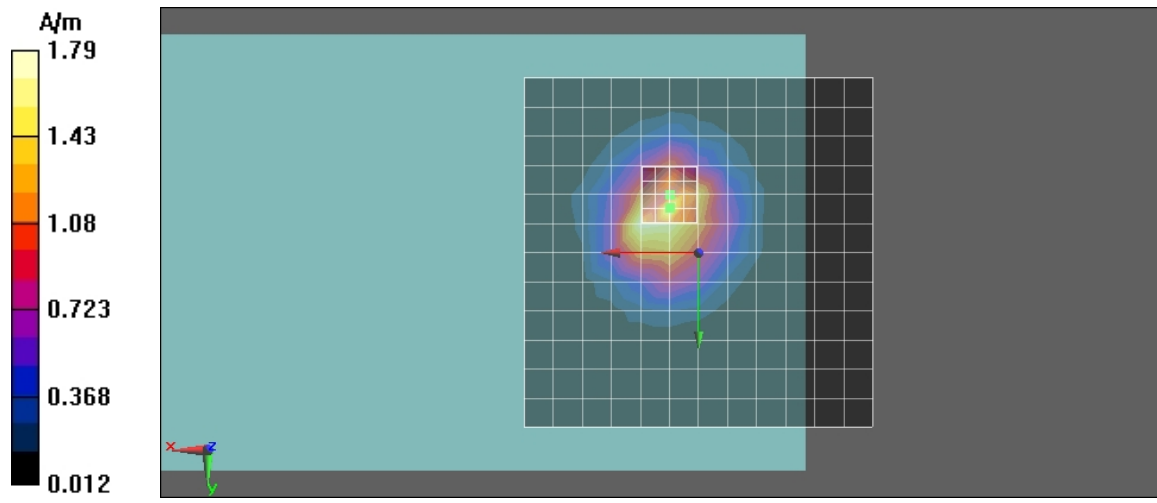
Scans/z (axial) wideband at best S/N/ABM Freq Resp(x,y,z,f) (1x1x1):

Measurement grid: dx=10mm, dy=10mm
 Signal Type: Audio File (.wav) 48k_voice_300-3000_2s.wav
 Output Gain: 71.232
 Measure Window Start: 0ms
 Measure Window Length: 2000ms
 BWC applied: 10.8 dB
 Device Reference Point: 0, 0, -6.3 mm

Category	Telephone parameters WD signal quality [(signal+noise)-to-noise ratio in decibels]
Category T1	0 dB to 10 dB
Category T2	10 dB to 20 dB
Category T3	20 dB to 30 dB
Category T4	> 30 dB

Cursor:

Diff = 1.8 dB
 BWC Factor = 10.8 dB
 Location: 4.2, -6.3, 3.7 mm



Test Laboratory: Compliance Certification Services Inc.

TCoil_GSM 1900_CH 661_X longitudinal**DUT: K5; Type: Mobile Phone; Serial: N/A**

Communication System: GSM 1900; Frequency: 1880 MHz; Duty Cycle: 1:8

Medium parameters used: $\sigma = 0$ mho/m, $\epsilon_r = 1$; $\rho = 1$ kg/m³

Phantom section: TCoil Section

Air Temperature: 24.6 deg C; Liquid Temperature: 23.6 deg C

Area Scan Find Secondary Maximum Within 2dB and with a peak SAR value greater than 0.0012W/kg

DASY4 Configuration:

- Probe: AM1DV2 - 1080; ;
- Sensor-Surface: 0mm (Fix Surface)
- Electronics: DAE4 Sn877; Calibrated: 2/17/2010
- Phantom: HAC Test Arch with AMCC; Type: SD HAC P01 BA; Serial: 1027
- Measurement SW: DASY5, V5.0 Build 125; SEMCAD X Version 13.4 Build 125

Scans/x (longitudinal) 4.2mm 50 x 50/ABM Signal(x,y,z) (13x13x1):

Measurement grid: dx=10mm, dy=10mm

Signal Type: Audio File (.wav) 48k_voice_1kHz_1s.wav

Output Gain: 36.372

Measure Window Start: 0ms

Measure Window Length: 1000ms

BWC applied: 0.155041 dB

Device Reference Point: 0, 0, -6.3 mm

Category	Telephone parameters WD signal quality [(signal+noise)-to-noise ratio in decibels]
Category T1	0 dB to 10 dB
Category T2	10 dB to 20 dB
Category T3	20 dB to 30 dB
Category T4	> 30 dB

Cursor:

ABM1 comp = -0.241 dB A/m

BWC Factor = 0.155041 dB

Location: 12.5, -4.2, 3.7 mm

Scans/x (longitudinal) fine 3mm 42 x 6/ABM Signal(x,y,z) (15x3x1):

Measurement grid: dx=10mm, dy=10mm

Signal Type: Audio File (.wav) 48k_voice_1kHz_1s.wav

Output Gain: 36.372

Measure Window Start: 0ms

Measure Window Length: 1000ms

BWC applied: 0.155041 dB

Device Reference Point: 0, 0, -6.3 mm

Category	Telephone parameters WD signal quality [(signal+noise)-to-noise ratio in decibels]
Category T1	0 dB to 10 dB
Category T2	10 dB to 20 dB
Category T3	20 dB to 30 dB
Category T4	> 30 dB

Cursor:

ABM1 comp = -0.775 dB A/m

BWC Factor = 0.155041 dB

Location: -2.5, -7.2, 3.7 mm

Scans/x (longitudinal) fine 3mm 42 x 6/ABM SNR(x,y,z) (15x3x1):

Measurement grid: dx=10mm, dy=10mm

Signal Type: Audio File (.wav) 48k_voice_1kHz_1s.wav

Output Gain: 36.372

Measure Window Start: 0ms

Measure Window Length: 1000ms

BWC applied: 0.155041 dB

Device Reference Point: 0, 0, -6.3 mm

Category	Telephone parameters WD signal quality [(signal+noise)-to-noise ratio in decibels]
Category T1	0 dB to 10 dB
Category T2	10 dB to 20 dB

Category T3	20 dB to 30 dB
Category T4	> 30 dB

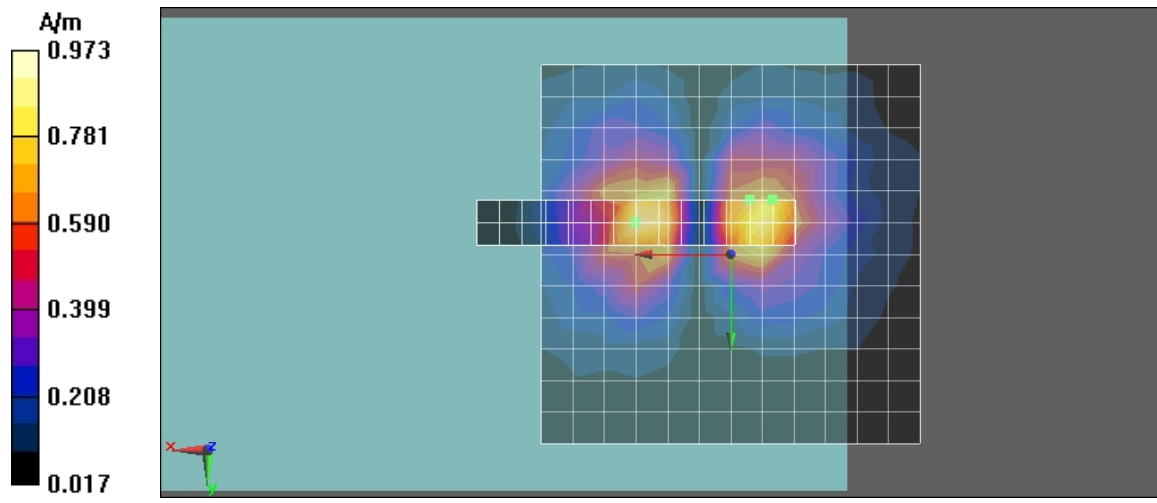
Cursor:

ABM1/ABM2 = 23.7 dB

ABM1 comp = -1.58 dB A/m

BWC Factor = 0.155041 dB

Location: -5.5, -7.2, 3.7 mm



Test Laboratory: Compliance Certification Services Inc.

TCoil_GSM 1900_CH 661_Y transversal**DUT: K5; Type: Mobile Phone; Serial: N/A**

Communication System: GSM 1900; Frequency: 1880 MHz; Duty Cycle: 1:8

Medium parameters used: $\sigma = 0$ mho/m, $\epsilon_r = 1$; $\rho = 1$ kg/m³

Phantom section: TCoil Section

Air Temperature: 24.6 deg C; Liquid Temperature: 23.6 deg C

Area Scan Find Secondary Maximum Within 2dB and with a peak SAR value greater than 0.0012W/kg

DASY4 Configuration:

- Probe: AM1DV2 - 1080; ;
- Sensor-Surface: 0mm (Fix Surface)
- Electronics: DAE4 Sn877; Calibrated: 2/17/2010
- Phantom: HAC Test Arch with AMCC; Type: SD HAC P01 BA; Serial: 1027
- Measurement SW: DASY5, V5.0 Build 125; SEMCAD X Version 13.4 Build 125

Scans/y (transversal) 4.2mm 50 x 50/ABM Signal(x,y,z) (13x13x1):

Measurement grid: dx=10mm, dy=10mm

Signal Type: Audio File (.wav) 48k_voice_1kHz_1s.wav

Output Gain: 36.372

Measure Window Start: 0ms

Measure Window Length: 1000ms

BWC applied: 0.155041 dB

Device Reference Point: 0, 0, -6.3 mm

Category	Telephone parameters WD signal quality [(signal+noise)-to-noise ratio in decibels]
Category T1	0 dB to 10 dB
Category T2	10 dB to 20 dB
Category T3	20 dB to 30 dB
Category T4	> 30 dB

Cursor:

ABM1 comp = -0.480 dB A/m

BWC Factor = 0.155041 dB

Location: 4.2, -12.5, 3.7 mm

Scans/y (transversal) fine 3mm 6 x 42/ABM Signal(x,y,z) (3x15x1):

Measurement grid: dx=10mm, dy=10mm

Signal Type: Audio File (.wav) 48k_voice_1kHz_1s.wav

Output Gain: 36.372

Measure Window Start: 0ms

Measure Window Length: 1000ms

BWC applied: 0.155041 dB

Device Reference Point: 0, 0, -6.3 mm

Category	Telephone parameters WD signal quality [(signal+noise)-to-noise ratio in decibels]
Category T1	0 dB to 10 dB
Category T2	10 dB to 20 dB
Category T3	20 dB to 30 dB
Category T4	> 30 dB

Cursor:

ABM1 comp = -1.46 dB A/m

BWC Factor = 0.155041 dB

Location: 4.2, 5.5, 3.7 mm

Scans/y (transversal) fine 3mm 6 x 42/ABM SNR(x,y,z) (3x15x1):

Measurement grid: dx=10mm, dy=10mm

Signal Type: Audio File (.wav) 48k_voice_1kHz_1s.wav

Output Gain: 36.372

Measure Window Start: 0ms

Measure Window Length: 1000ms

BWC applied: 0.155041 dB

Device Reference Point: 0, 0, -6.3 mm

Category	Telephone parameters WD signal quality [(signal+noise)-to-noise ratio in decibels]
Category T1	0 dB to 10 dB
Category T2	10 dB to 20 dB

Category T3	20 dB to 30 dB
Category T4	> 30 dB

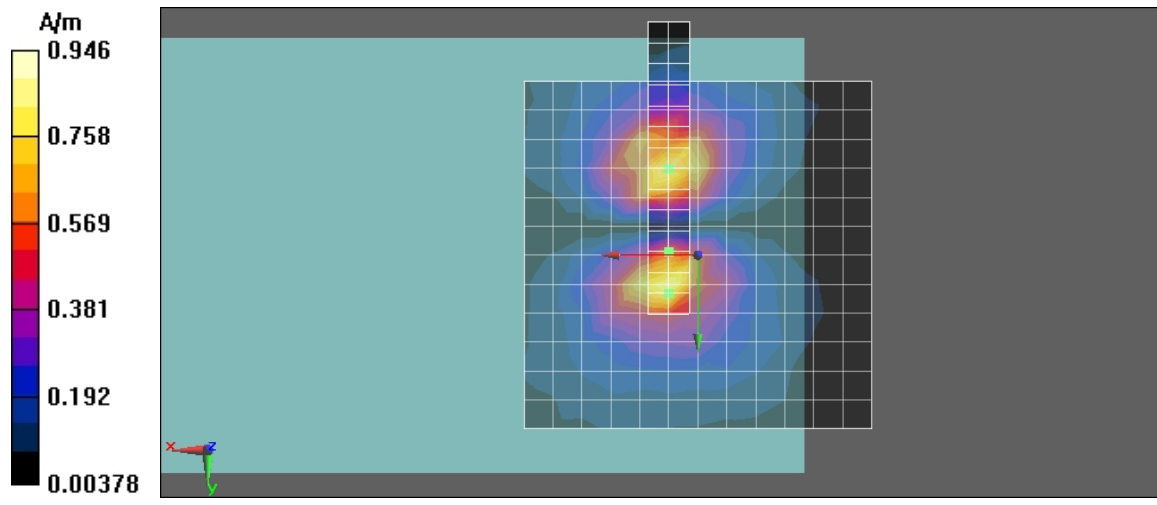
Cursor:

ABM1/ABM2 = 30.3 dB

ABM1 comp = -3.62 dB A/m

BWC Factor = 0.155041 dB

Location: 4.2, -0.5, 3.7 mm



Test Laboratory: Compliance Certification Services Inc.

TCoil_GSM 1900_CH 661_Z axial**DUT: K5; Type: Mobile Phone; Serial: N/A**

Communication System: GSM 1900; Frequency: 1880 MHz; Duty Cycle: 1:8

Medium parameters used: $\sigma = 0$ mho/m, $\epsilon_r = 1$; $\rho = 1$ kg/m³

Phantom section: TCoil Section

Air Temperature: 24.6 deg C; Liquid Temperature: 23.6 deg C

Area Scan Find Secondary Maximum Within 2dB and with a peak SAR value greater than 0.0012W/kg

DASY4 Configuration:

- Probe: AM1DV2 - 1080; ;
- Sensor-Surface: 0mm (Fix Surface)
- Electronics: DAE4 Sn877; Calibrated: 2/17/2010
- Phantom: HAC Test Arch with AMCC; Type: SD HAC P01 BA; Serial: 1027
- Measurement SW: DASY5, V5.0 Build 125; SEMCAD X Version 13.4 Build 125

Scans/z (axial) 4.2mm 50 x 50/ABM Signal(x,y,z) (13x13x1):

Measurement grid: dx=10mm, dy=10mm

Signal Type: Audio File (.wav) 48k_voice_1kHz_1s.wav

Output Gain: 36.372

Measure Window Start: 0ms

Measure Window Length: 1000ms

BWC applied: 0.155041 dB

Device Reference Point: 0, 0, -6.3 mm

Category	Telephone parameters WD signal quality [(signal+noise)-to-noise ratio in decibels]
Category T1	0 dB to 10 dB
Category T2	10 dB to 20 dB
Category T3	20 dB to 30 dB
Category T4	> 30 dB

Cursor:

ABM1 comp = 5.9 dB A/m

BWC Factor = 0.155041 dB

Location: 4.2, -8.3, 3.7 mm

Scans/z (axial) fine 2mm 8 x 8/ABM Signal(x,y,z) (5x5x1):

Measurement grid: dx=10mm, dy=10mm

Signal Type: Audio File (.wav) 48k_voice_1kHz_1s.wav

Output Gain: 36.372

Measure Window Start: 0ms

Measure Window Length: 1000ms

BWC applied: 0.155041 dB

Device Reference Point: 0, 0, -6.3 mm

Category	Telephone parameters WD signal quality [(signal+noise)-to-noise ratio in decibels]
Category T1	0 dB to 10 dB
Category T2	10 dB to 20 dB
Category T3	20 dB to 30 dB
Category T4	> 30 dB

Cursor:

ABM1 comp = 7.52 dB A/m

BWC Factor = 0.155041 dB

Location: 6.2, -6.3, 3.7 mm

Scans/z (axial) fine 2mm 8 x 8/ABM SNR(x,y,z) (5x5x1):

Measurement grid: dx=10mm, dy=10mm

Signal Type: Audio File (.wav) 48k_voice_1kHz_1s.wav

Output Gain: 36.372

Measure Window Start: 0ms

Measure Window Length: 1000ms

BWC applied: 0.155041 dB

Device Reference Point: 0, 0, -6.3 mm

Category	Telephone parameters WD signal quality [(signal+noise)-to-noise ratio in decibels]
Category T1	0 dB to 10 dB
Category T2	10 dB to 20 dB

Category T3	20 dB to 30 dB
Category T4	> 30 dB

Cursor:

ABM1/ABM2 = 29.8 dB
 ABM1 comp = 6.83 dB A/m
 BWC Factor = 0.155041 dB
 Location: 6.2, -8.3, 3.7 mm

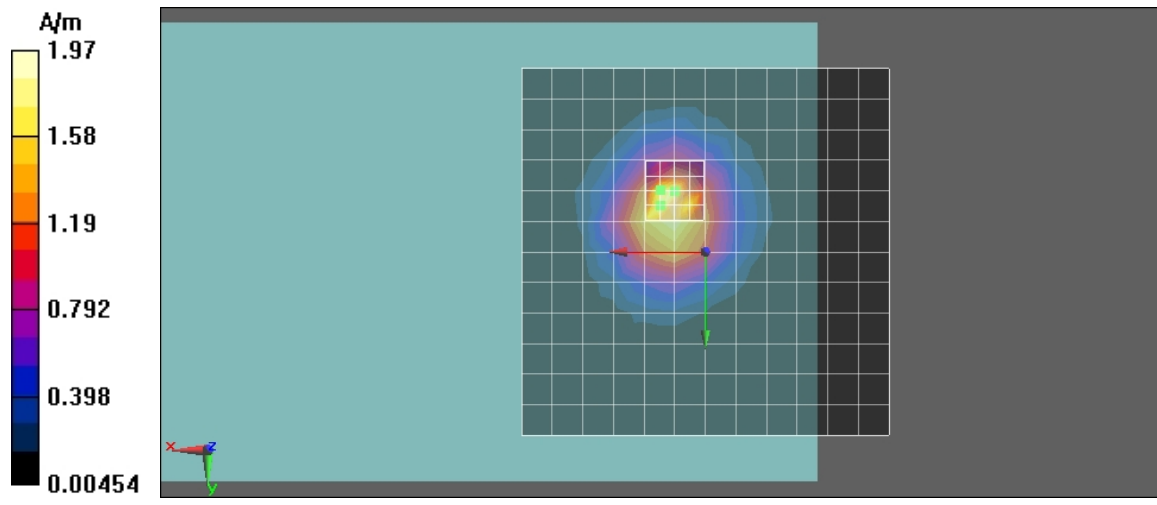
Scans/z (axial) wideband at best S/N/ABM Freq Resp(x,y,z,f) (1x1x1):

Measurement grid: dx=10mm, dy=10mm
 Signal Type: Audio File (.wav) 48k_voice_300-3000_2s.wav
 Output Gain: 71.232
 Measure Window Start: 0ms
 Measure Window Length: 2000ms
 BWC applied: 10.8 dB
 Device Reference Point: 0, 0, -6.3 mm

Category	Telephone parameters WD signal quality [(signal+noise)-to-noise ratio in decibels]
Category T1	0 dB to 10 dB
Category T2	10 dB to 20 dB
Category T3	20 dB to 30 dB
Category T4	> 30 dB

Cursor:

Diff = 1.67 dB
 BWC Factor = 10.8 dB
 Location: 6.2, -8.3, 3.7 mm



Test Laboratory: Compliance Certification Services Inc.

TCoil_GSM 1900_CH 810_X longitudinal**DUT: K5; Type: Mobile Phone; Serial: N/A**

Communication System: GSM 1900; Frequency: 1909.8 MHz; Duty Cycle: 1:8

Medium parameters used: $\sigma = 0$ mho/m, $\epsilon_r = 1$; $\rho = 1$ kg/m³

Phantom section: TCoil Section

Air Temperature: 24.6 deg C; Liquid Temperature: 23.6 deg C

Area Scan Find Secondary Maximum Within 2dB and with a peak SAR value greater than 0.0012W/kg

DASY4 Configuration:

- Probe: AM1DV2 - 1080; ;
- Sensor-Surface: 0mm (Fix Surface)
- Electronics: DAE4 Sn877; Calibrated: 2/17/2010
- Phantom: HAC Test Arch with AMCC; Type: SD HAC P01 BA; Serial: 1027
- Measurement SW: DASY5, V5.0 Build 125; SEMCAD X Version 13.4 Build 125

Scans/x (longitudinal) 4.2mm 50 x 50/ABM Signal(x,y,z) (13x13x1):

Measurement grid: dx=10mm, dy=10mm

Signal Type: Audio File (.wav) 48k_voice_1kHz_1s.wav

Output Gain: 36.372

Measure Window Start: 0ms

Measure Window Length: 1000ms

BWC applied: 0.155979 dB

Device Reference Point: 0, 0, -6.3 mm

Category	Telephone parameters WD signal quality [(signal+noise)-to-noise ratio in decibels]
Category T1	0 dB to 10 dB
Category T2	10 dB to 20 dB
Category T3	20 dB to 30 dB
Category T4	> 30 dB

Cursor:

ABM1 comp = -0.527 dB A/m

BWC Factor = 0.155979 dB

Location: 12.5, -4.2, 3.7 mm

Scans/x (longitudinal) fine 3mm 42 x 6/ABM Signal(x,y,z) (15x3x1):

Measurement grid: dx=10mm, dy=10mm

Signal Type: Audio File (.wav) 48k_voice_1kHz_1s.wav

Output Gain: 36.372

Measure Window Start: 0ms

Measure Window Length: 1000ms

BWC applied: 0.155979 dB

Device Reference Point: 0, 0, -6.3 mm

Category	Telephone parameters WD signal quality [(signal+noise)-to-noise ratio in decibels]
Category T1	0 dB to 10 dB
Category T2	10 dB to 20 dB
Category T3	20 dB to 30 dB
Category T4	> 30 dB

Cursor:

ABM1 comp = -0.098 dB A/m

BWC Factor = 0.155979 dB

Location: 9.5, -4.2, 3.7 mm

Scans/x (longitudinal) fine 3mm 42 x 6/ABM SNR(x,y,z) (15x3x1):

Measurement grid: dx=10mm, dy=10mm

Signal Type: Audio File (.wav) 48k_voice_1kHz_1s.wav

Output Gain: 36.372

Measure Window Start: 0ms

Measure Window Length: 1000ms

BWC applied: 0.155979 dB

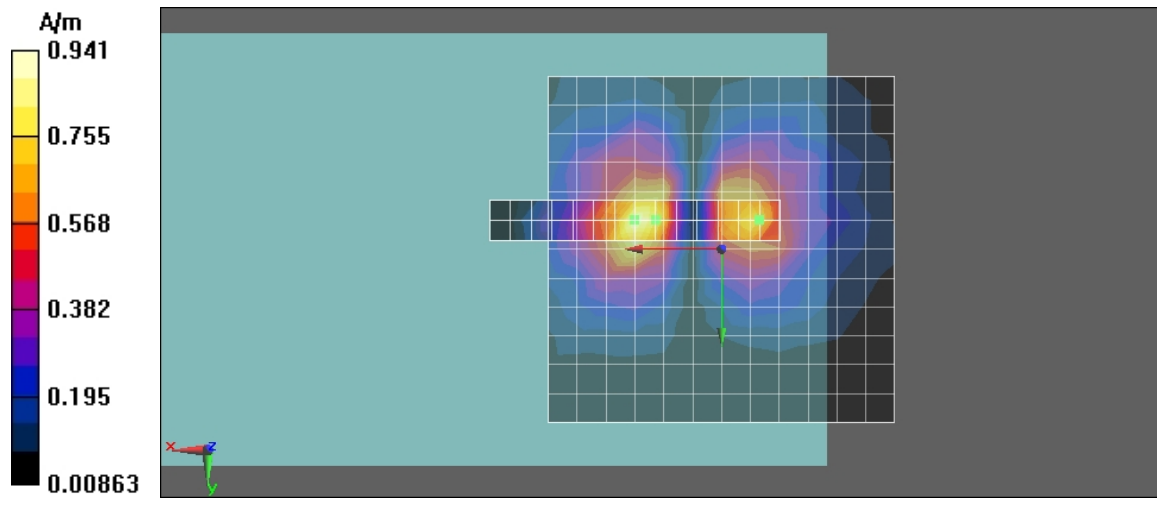
Device Reference Point: 0, 0, -6.3 mm

Category	Telephone parameters WD signal quality [(signal+noise)-to-noise ratio in decibels]
Category T1	0 dB to 10 dB
Category T2	10 dB to 20 dB

Category T3	20 dB to 30 dB
Category T4	> 30 dB

Cursor:

ABM1/ABM2 = 27.3 dB
ABM1 comp = -1.11 dB A/m
BWC Factor = 0.155979 dB
Location: -5.5, -4.2, 3.7 mm



Test Laboratory: Compliance Certification Services Inc.

TCoil_GSM 1900_CH 810_Y transversal**DUT: K5; Type: Mobile Phone; Serial: N/A**

Communication System: GSM 1900; Frequency: 1909.8 MHz; Duty Cycle: 1:8

Medium parameters used: $\sigma = 0$ mho/m, $\epsilon_r = 1$; $\rho = 1$ kg/m³

Phantom section: TCoil Section

Air Temperature: 24.6 deg C; Liquid Temperature: 23.6 deg C

Area Scan Find Secondary Maximum Within 2dB and with a peak SAR value greater than 0.0012W/kg

DASY4 Configuration:

- Probe: AM1DV2 - 1080; ;
- Sensor-Surface: 0mm (Fix Surface)
- Electronics: DAE4 Sn877; Calibrated: 2/17/2010
- Phantom: HAC Test Arch with AMCC; Type: SD HAC P01 BA; Serial: 1027
- Measurement SW: DASY5, V5.0 Build 125; SEMCAD X Version 13.4 Build 125

Scans/y (transversal) 4.2mm 50 x 50/ABM Signal(x,y,z) (13x13x1):

Measurement grid: dx=10mm, dy=10mm

Signal Type: Audio File (.wav) 48k_voice_1kHz_1s.wav

Output Gain: 36.372

Measure Window Start: 0ms

Measure Window Length: 1000ms

BWC applied: 0.155979 dB

Device Reference Point: 0, 0, -6.3 mm

Category	Telephone parameters WD signal quality [(signal+noise)-to-noise ratio in decibels]
Category T1	0 dB to 10 dB
Category T2	10 dB to 20 dB
Category T3	20 dB to 30 dB
Category T4	> 30 dB

Cursor:

ABM1 comp = -0.629 dB A/m

BWC Factor = 0.155979 dB

Location: 4.2, -12.5, 3.7 mm

Scans/y (transversal) fine 3mm 6 x 42/ABM Signal(x,y,z) (3x15x1):

Measurement grid: dx=10mm, dy=10mm

Signal Type: Audio File (.wav) 48k_voice_1kHz_1s.wav

Output Gain: 36.372

Measure Window Start: 0ms

Measure Window Length: 1000ms

BWC applied: 0.155979 dB

Device Reference Point: 0, 0, -6.3 mm

Category	Telephone parameters WD signal quality [(signal+noise)-to-noise ratio in decibels]
Category T1	0 dB to 10 dB
Category T2	10 dB to 20 dB
Category T3	20 dB to 30 dB
Category T4	> 30 dB

Cursor:

ABM1 comp = -2.09 dB A/m

BWC Factor = 0.155979 dB

Location: 4.2, -9.5, 3.7 mm

Scans/y (transversal) fine 3mm 6 x 42/ABM SNR(x,y,z) (3x15x1):

Measurement grid: dx=10mm, dy=10mm

Signal Type: Audio File (.wav) 48k_voice_1kHz_1s.wav

Output Gain: 36.372

Measure Window Start: 0ms

Measure Window Length: 1000ms

BWC applied: 0.155979 dB

Device Reference Point: 0, 0, -6.3 mm

Category	Telephone parameters WD signal quality [(signal+noise)-to-noise ratio in decibels]
Category T1	0 dB to 10 dB
Category T2	10 dB to 20 dB

Category T3	20 dB to 30 dB
Category T4	> 30 dB

Cursor:

ABM1/ABM2 = 29.1 dB

ABM1 comp = -3.69 dB A/m

BWC Factor = 0.155979 dB

Location: 4.2, -0.5, 3.7 mm