



Annex C. Photographs

C.1 Test Setup

Radiated Test Setup









Conducted Test Setup










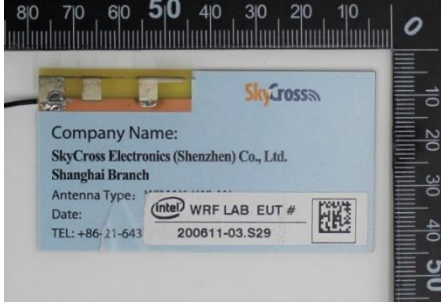


C.2 Test Sample

Sample #01

| Module Front | Module Back |
|---|--|
|  |  |
| Extender board | Laptop |
|  |  |
| Extender board | Laptop |
|  |  |

Sample #02

| Module Front | Module Back |
|---|--|
|  |  |
| Adaptor front (with absorber) | Adaptor back |
|  |  |
| Socket front | Socket back |
|  |  |
| Extender board | Laptop |
|  |  |
| Main Antenna | Aux Antenna |
|  |  |

End of the report

This page is left intentionally blank and marks the last page of the test report.