



FCC RADIO TEST REPORT

FCC ID : HLZA24008
Equipment : Tablet PC
Brand Name : acer
Model Name : A24008
Marketing Name : Acer Iconia X12, X12-11
Applicant : Acer Incorporated
8F., No. 88, Sec. 1, Xintai 5th Rd., Xizhi Dist.,
New Taipei City 22181, Taiwan (R.O.C)
Manufacturer : Acer Incorporated
8F., No. 88, Sec. 1, Xintai 5th Rd., Xizhi Dist.,
New Taipei City 22181, Taiwan (R.O.C)
Standard : FCC Part 15 Subpart E §15.407

The product was received on Sep. 19, 2024 and testing was performed from Sep. 27, 2024 to Oct. 16, 2024. We, Sporton International Inc. Wensan Laboratory, would like to declare that the tested sample has been evaluated in accordance with the test procedures and has been in compliance with the applicable technical standards.

The test results in this report apply exclusively to the tested model / sample. Without written approval from Sporton International Inc. Wensan Laboratory, the test report shall not be reproduced except in full.

Louis Wu

Approved by: Louis Wu

Sporton International Inc. Wensan Laboratory

No.58, Aly. 75, Ln. 564, Wenhua 3rd, Rd., Guishan Dist., Taoyuan City 333010, Taiwan (R.O.C.)



Table of Contents

History of this test report..... 3

Summary of Test Result..... 4

1 General Description 5

 1.1 Product Feature of Equipment Under Test..... 5

 1.2 Modification of EUT 5

 1.3 Testing Location 6

 1.4 Applicable Standards..... 6

2 Test Configuration of Equipment Under Test 7

 2.1 Carrier Frequency and Channel 7

 2.2 Test Mode 7

 2.3 Connection Diagram of Test System 8

 2.4 Support Unit used in test configuration and system 9

 2.5 EUT Operation Test Setup 9

 2.6 Measurement Results Explanation Example..... 9

3 Test Result 10

 3.1 6dB and 26dB and 99% Occupied Bandwidth Measurement 10

 3.2 Maximum Conducted Output Power Measurement 11

 3.3 Power Spectral Density Measurement 12

 3.4 Unwanted Emissions Measurement 14

 3.5 AC Conducted Emission Measurement..... 19

 3.6 Antenna Requirements 21

4 List of Measuring Equipment..... 22

5 Measurement Uncertainty 23

Appendix A. Conducted Test Results

Appendix B. AC Conducted Emission Test Result

Appendix C. Radiated Spurious Emission Test Data

Appendix D. Duty Cycle Plots

Appendix E. Setup Photographs



History of this test report

Report No.	Version	Description	Issue Date
FR491901E	01	Initial issue of report	Oct. 30, 2024



Summary of Test Result

Report Clause	Ref Std. Clause	Test Items	Result (PASS/FAIL)	Remark
3.1	15.403	6dB & 26dB Bandwidth	Pass	-
3.1	2.1049	99% Occupied Bandwidth	Pass	-
3.2	15.407(a)	Maximum Conducted Output Power	Pass	-
3.3	15.407(a)	Power Spectral Density	Pass	-
3.4	15.407(b)	Unwanted Emissions	Pass	8.99 dB under the limit at 39494.00 MHz
3.5	15.207	AC Conducted Emission	Pass	15.29 dB under the limit at 0.62 MHz
3.6	15.203	Antenna Requirement	Pass	-

Conformity Assessment Condition:

1. The test results (PASS/FAIL) with all measurement uncertainty excluded are presented against the regulation limits or in accordance with the requirements stipulated by the applicant/manufacturer who shall bear all the risks of non-compliance that may potentially occur if measurement uncertainty is taken into account.
2. The measurement uncertainty please refer to each test result in the section "Measurement Uncertainty".

Disclaimer:

The product specifications of the EUT presented in the test report that may affect the test assessments are declared by the manufacturer who shall take full responsibility for the authenticity.

Reviewed by: Avis Chuang**Report Producer: Michelle Chen**



1 General Description

1.1 Product Feature of Equipment Under Test

Product Feature	
General Specs Bluetooth, Wi-Fi 2.4GHz 802.11b/g/n, Wi-Fi 5GHz 802.11a/n/ac and GNSS.	
Antenna Type WLAN: FPC Antenna Bluetooth: FPC Antenna GPS / Glonass / BDS / Galileo: FPC Antenna	

Antenna information		
5725 MHz ~ 5850 MHz	Peak Gain (dBi)	1.10

Remark: The EUT's information above is declared by manufacturer. Please refer to Disclaimer in report summary.

SKU List				
Model	SKU1_8G+128G	SKU2_8G+128G	SKU3_8G+256G	SKU4_8G+256G
CPU	MTK MT8781N	MTK MT8781N	MTK MT8781N	MTK MT8781N
LCM	EDO 12.6", EC60QBC71.A	EDO 12.6", EC60QBC71.A	EDO 12.6", EC60QBC71.A	EDO 12.6", EC60QBC71.A
UMCP	Spectek SMVUM17YZZCD91SKSM, 8+128GB	KEYMOS KU16B6XOBFM-DBF, 8+128GB	Spectek SMVUM181ZZCDA1SKPR, 8+256GB	KEYMOS KU21S6XOBFM-DDF, 8+256GB
Battery	UTL U28100115PV/1S2P/ 10000mAh 3.8V	UTL U28100115PV/1S2P/ 10000mAh 3.8V	UTL U28100115PV/1S2P/ 10000mAh 3.8V	UTL U28100115PV/1S2P/ 10000mAh 3.8V
Wifi / Bluetooth	MTK MT6631	MTK MT6631	MTK MT6631	MTK MT6631
Front Camera	Zhuocheng OV08D10, 8MP	Zhuocheng OV08D10, 8MP	Zhuocheng OV08D10, 8MP	Zhuocheng OV08D10, 8MP
Rear Camera	Zhuocheng OV13B10, 13MP	Zhuocheng OV13B10, 13MP	Zhuocheng OV13B10, 13MP	Zhuocheng OV13B10, 13MP
Adapter	Aoda A829-120167C-AR1 A829-120167C-US1 A829-120167C-EU1 A829-120167C-TL1 A829-120167C-UK1	Aoda A829-120167C-AR1 A829-120167C-US1 A829-120167C-EU1 A829-120167C-TL1 A829-120167C-UK1	Aoda A829-120167C-AR1 A829-120167C-US1 A829-120167C-EU1 A829-120167C-TL1 A829-120167C-UK1	Aoda A829-120167C-AR1 A829-120167C-US1 A829-120167C-EU1 A829-120167C-TL1 A829-120167C-UK1

1.2 Modification of EUT

No modifications made to the EUT during the testing.



1.3 Testing Location

Test Site	Sporton International Inc. Wensan Laboratory
Test Site Location	No.58, Aly. 75, Ln. 564, Wenhua 3rd, Rd., Guishan Dist., Taoyuan City 333010, Taiwan (R.O.C.) TEL: +886-3-327-0868 FAX: +886-3-327-0855
Test Site No.	Sporton Site No. TH05-HY, CO07-HY, 03CH20-HY

Note: The test site complies with ANSI C63.4 2014 requirement.

FCC designation No.: TW3786

1.4 Applicable Standards

According to the specifications declared by the manufacturer, the EUT must comply with the requirements of the following standards:

- ♦ FCC Part 15 Subpart E
- ♦ FCC KDB 789033 D02 General UNII Test Procedures New Rules v02r01.
- ♦ FCC KDB 414788 D01 Radiated Test Site v01r01.
- ♦ ANSI C63.10-2013

Remark:

1. All the test items were validated and recorded in accordance with the standards without any modification during the testing.
2. The TAF code is not including all the FCC KDB listed without accreditation.



2 Test Configuration of Equipment Under Test

- a. The EUT has been associated with peripherals and configuration operated in a manner tended to maximize its emission characteristics in a typical application. Frequency range investigated: conduction emission (150 kHz to 30 MHz), radiation emission (9 kHz to the 10th harmonic of the highest fundamental frequency or to 40 GHz, whichever is lower). For radiated measurement, the measured emission level of the EUT was maximized by rotating the EUT on a turntable, adjusting the orientation of the EUT and EUT antenna in three orthogonal axis (X: flat, Y: portrait, Z: landscape), and adjusting the measurement antenna orientation, following C63.10 exploratory test procedures and only the worst case emissions were reported in this report.
- b. AC power line Conducted Emission was tested under maximum output power.

2.1 Carrier Frequency and Channel

Frequency Band	Channel	Freq. (MHz)	Channel	Freq. (MHz)
5725-5850 MHz Band 4 (U-NII-3)	149	5745	157	5785
	151*	5755	159*	5795
	153	5765	161	5805
	155#	5775	165	5825

Note:

- 1. The above Frequency and Channel with "*" are 802.11n HT40 and 802.11ac VHT40.
- 2. The above Frequency and Channel with "#" are 802.11ac VHT80.

2.2 Test Mode

The power for 802.11ac VHT20/ VHT40 mode is smaller than 802.11n mode, so all other conducted and radiated test is covered by 802.11n mode.

The final test modes include the worst data rates for each modulation shown in the table below.

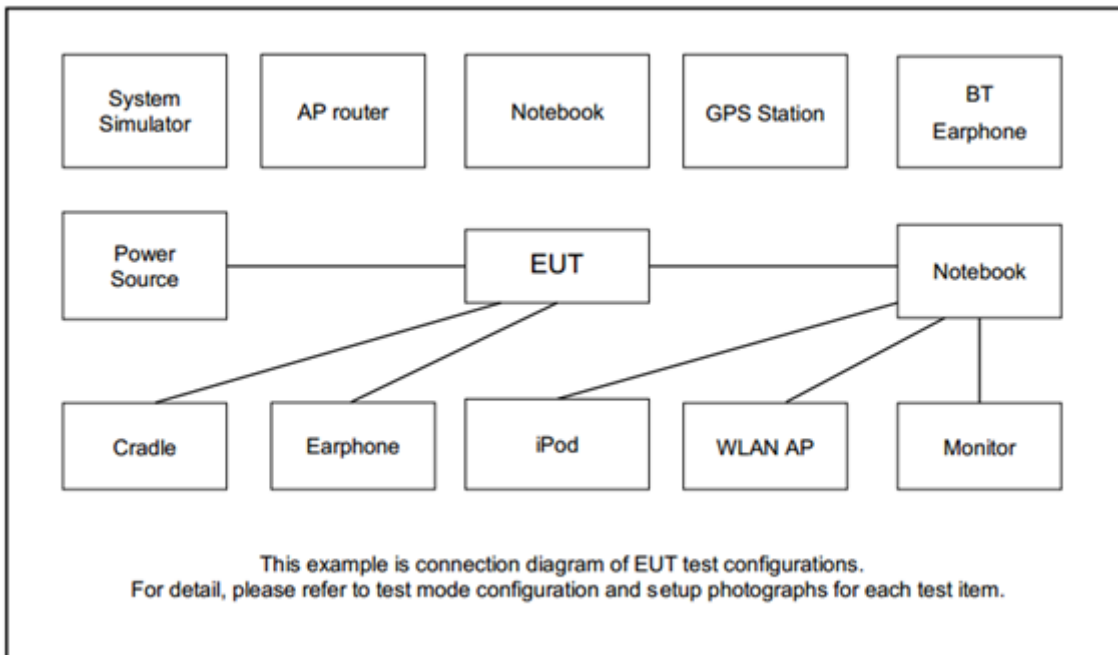
Modulation	Data Rate
802.11a	6 Mbps
802.11n HT20	MCS0
802.11n HT40	MCS0
802.11ac VHT20 (Covered by HT20)	MCS0
802.11ac VHT40 (Covered by HT40)	MCS0
802.11ac VHT80	MCS0

Test Cases	
AC Conducted Emission	Mode 1 : Bluetooth Link + WLAN (5GHz) Link + Earphone + USB Cable (Charging from AC Adapter) + Battery for SKU3_8G+256G
Remark: For Radiated Test Cases, the tests were performed with SKU3_8G+256G.	

Ch. #		Band IV : 5725-5850 MHz			
		802.11a	802.11n HT20	802.11n HT40	802.11ac VHT80
L	Low	149	149	151	-
M	Middle	157	157	-	155
H	High	165	165	159	-

Remark: For radiation spurious emission, the modulation and the data rate picked for testing are determined by the Max. RF conducted power.

2.3 Connection Diagram of Test System





2.4 Support Unit used in test configuration and system

Item	Equipment	Brand Name	Model Name	FCC ID	Data Cable	Power Cord
1.	Bluetooth Earphone	Sony Ericsson	MW600	PY7DDA-2029	N/A	N/A
2.	WLAN AP	ASUS	RT-AC52	MSQ-RTAC4A00	N/A	Unshielded, 1.8 m
3.	Notebook	DELL	Latitude 3400	FCC DoC	N/A	AC I/P: Unshielded, 1.2 m DC O/P: Shielded, 1.8 m
4.	Earphone + Mic	Samsung	Ecouteur	N/A	Unshielded 1.8m	N/A
5.	Earphone	Moto	SJYN1181B	N/A	N/A	Unshielded, 1.25m

2.5 EUT Operation Test Setup

The RF test items, make the EUT (SW: Acer_AV0U0_X12-11_RV00RB03_EEA_GEN1) get into the engineering modes to provide channel selection, power level, data rate and the application type and for continuous transmitting signals.

2.6 Measurement Results Explanation Example

For all conducted test items:

The offset level is set in the spectrum analyzer to compensate the RF cable loss and attenuator factor between EUT conducted output port and spectrum analyzer. With the offset compensation, the spectrum analyzer reading level is exactly the EUT RF output level.

Example :

The spectrum analyzer offset is derived from RF cable loss and attenuator factor.

Offset = RF cable loss + attenuator factor.

Following shows an offset computation example with cable loss 4.2 dB and 10 dB attenuator.

$$\begin{aligned} \text{Offset(dB)} &= \text{RF cable loss(dB)} + \text{attenuator factor(dB)}. \\ &= 4.2 + 10 = 14.2 \text{ (dB)} \end{aligned}$$

3 Test Result

3.1 6dB and 26dB and 99% Occupied Bandwidth Measurement

3.1.1 Description of 6dB and 26dB and 99% Occupied Bandwidth

The minimum 6 dB bandwidth shall be at least 500 kHz.

26dB and 99% Occupied bandwidth are reporting only.

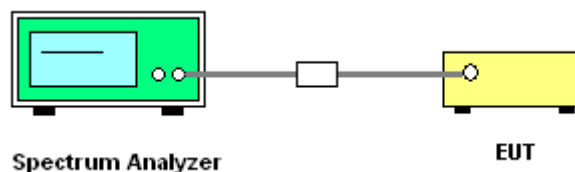
3.1.2 Measuring Instruments

Please refer to the measuring equipment list in this test report.

3.1.3 Test Procedures

1. The testing follows FCC KDB 789033 D02 General UNII Test Procedures New Rules v02r01. Section C) Emission bandwidth for the band 5.725-5.85 GHz
2. Set RBW = 100 kHz.
3. Set the VBW $\geq 3 \times$ RBW.
4. Detector = Peak.
5. Trace mode = max hold
6. Measure the maximum width of the emission that is 6 dB down from the peak of the emission.
7. Measure and record the results in the test report.

3.1.4 Test Setup



3.1.5 Test Result of 6dB and 26dB and 99% Occupied Bandwidth

Please refer to Appendix A.

3.2 Maximum Conducted Output Power Measurement

3.2.1 Limit of Maximum Conducted Output Power

For the band 5.725–5.85 GHz, the maximum conducted output power over the frequency band of operation shall not exceed 1 W.

If transmitting antennas of directional gain greater than 6 dBi are used, the peak output power shall be reduced by the amount in dB that the directional gain of the antenna exceeds 6 dBi.

3.2.2 Measuring Instruments

Please refer to the measuring equipment list in this test report.

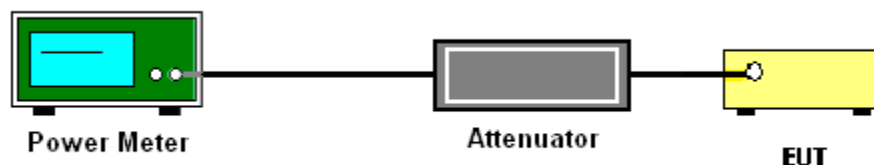
3.2.3 Test Procedures

The testing follows Method PM-G of FCC KDB 789033 D02 General UNII Test Procedures New Rules v02r01.

Method PM-G (Measurement using a gated RF average power meter):

1. Measurement is performed using a wideband RF power meter.
2. The EUT is configured to transmit at its maximum power control level.
3. Measure the average power of the transmitter.
4. Since the measurement is made only during the ON time of the transmitter, no duty cycle correction factor is required.

3.2.4 Test Setup



3.2.5 Test Result of Maximum Conducted Output Power

Please refer to Appendix A.



3.3 Power Spectral Density Measurement

3.3.1 Limit of Power Spectral Density

For the band 5.725–5.85 GHz, the maximum power spectral density shall not exceed 30 dBm in any 500-kHz band.

If transmitting antennas of directional gain greater than 6 dBi are used, the peak output power shall be reduced by the amount in dB that the directional gain of the antenna exceeds 6 dBi.

3.3.2 Measuring Instruments

Please refer to the measuring equipment list in this test report.

3.3.3 Test Procedures

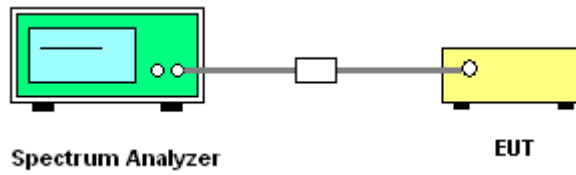
The testing follows FCC KDB 789033 D02 General UNII Test Procedures New Rules v02r01. Section F) Maximum power spectral density.

Method SA-2

(trace averaging across on and off times of the EUT transmissions, followed by duty cycle correction).

- Measure the duty cycle.
 - Set span to encompass the entire emission bandwidth (EBW) of the signal.
 - Set RBW = 300kHz.
 - Set VBW \geq 1 MHz.
 - Add $10 \log(500 \text{ kHz/RBW})$ to the measured result, whereas RBW ($<500 \text{ kHz}$) is the reduced resolution bandwidth of the spectrum analyzer set during measurement
 - Number of points in sweep $\geq 2 \text{ Span} / \text{RBW}$.
 - Sweep time = auto.
 - Detector = RMS
 - Trace average at least 100 traces in power averaging mode.
 - Add $10 \log(1/x)$, where x is the duty cycle, to the measured power in order to compute the average power during the actual transmission times. For example, add $10 \log(1/0.25) = 6 \text{ dB}$ if the duty cycle is 25 percent.
1. The RF output of EUT is connected to the spectrum analyzer by a low loss cable.
 2. Each plot has already offset with cable loss, and attenuator loss. Measure the PPSD and record it.

3.3.4 Test Setup



3.3.5 Test Result of Power Spectral Density

Please refer to Appendix A.



3.4 Unwanted Emissions Measurement

3.4.1 Limit of Unwanted Emissions

(1) For transmitters operating in the 5.725-5.85 GHz band:

15.407(b)(4)(i) All emissions shall be limited to a level of -27 dBm/MHz at 75 MHz or more above or below the band edge increasing linearly to 10 dBm/MHz at 25 MHz above or below the band edge, and from 25 MHz above or below the band edge increasing linearly to a level of 15.6 dBm/MHz at 5 MHz above or below the band edge, and from 5 MHz above or below the band edge increasing linearly to a level of 27 dBm/MHz at the band edge.

(2) Unwanted spurious emissions falls in restricted bands shall comply with the general field strength limits as below table,

Frequency (MHz)	Field Strength (microvolts/meter)	Measurement Distance (meters)
0.009 – 0.490	2400/F(kHz)	300
0.490 – 1.705	24000/F(kHz)	30
1.705 – 30.0	30	30
30 – 88	100	3
88 – 216	150	3
216 - 960	200	3
Above 960	500	3

Note: The following formula is used to convert the EIRP to field strength.

$$E = \frac{1000000\sqrt{30P}}{3} \mu\text{V/m, where P is the eirp (Watts)}$$

EIRP (dBm)	Field Strength at 3m (dBμV/m)
- 27	68.3

(3) KDB789033 D02 v02r01 G)2)c)

(i) Sections 15.407(b)(1-3) specifies the unwanted emissions limit for the U-NII-1 and U-NII-2 bands. As specified, emissions above 1000 MHz that are outside of the restricted bands are subject to a peak emission limit of -27 dBm/MHz.

(ii) Section 15.407(b)(4) specifies the unwanted emissions limit for the U-NII-3 band. A band emissions mask is specified in Section 15.407(b)(4)(i). The emission limits are based on the use of a peak detector.



3.4.2 Measuring Instruments

Please refer to the measuring equipment list in this test report.

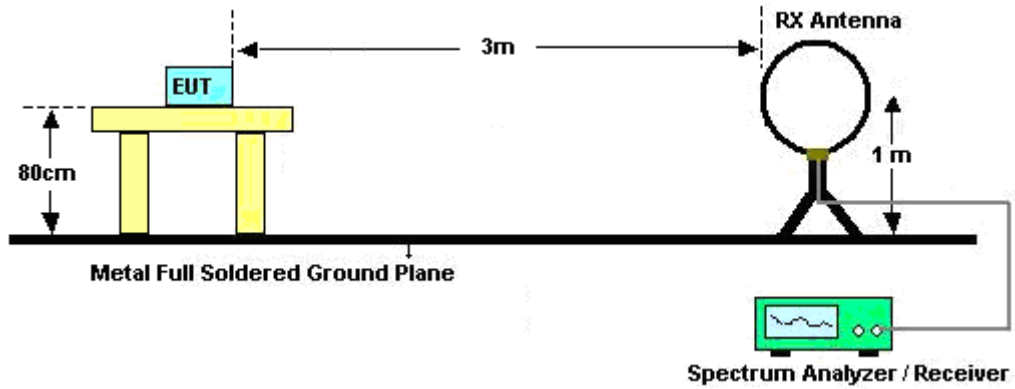
3.4.3 Test Procedures

1. The testing follows FCC KDB 789033 D02 General UNII Test Procedures New Rules v02r01. Section G) Unwanted emissions measurement.
 - (1) Procedure for Unwanted Emissions Measurements Below 1000 MHz
 - RBW = 120 kHz
 - VBW = 300 kHz
 - Detector = Peak
 - Trace mode = max hold
 - (2) Procedure for Peak Unwanted Emissions Measurements Above 1000 MHz
 - RBW = 1 MHz
 - VBW \geq 3 MHz
 - Detector = Peak
 - Sweep time = auto
 - Trace mode = max hold
 - (3) Procedures for Average Unwanted Emissions Measurements Above 1000 MHz
 - RBW = 1 MHz
 - VBW = 10 Hz, when duty cycle is no less than 98 percent.
 - VBW \geq 1/T, when duty cycle is less than 98 percent where T is the minimum transmission duration over which the transmitter is on and is transmitting at its maximum power control level for the tested mode of operation.
2. The EUT is placed on a turntable with 0.8 meter for frequency below 1 GHz and 1.5 meter for frequency above 1 GHz respectively above ground.
3. The EUT is set 3 meters away from the receiving antenna which is mounted on the top of a variable height antenna tower.
4. The antenna is a broadband antenna and its height is adjusted between one meter and four meters above ground to find the maximum value of the field strength for both horizontal polarization and vertical polarization of the antenna.
5. For each suspected emission, the EUT is arranged to its worst case and then adjust the antenna tower (from 1 m to 4 m) and turntable (from 0 degree to 360 degrees) to find the maximum reading.

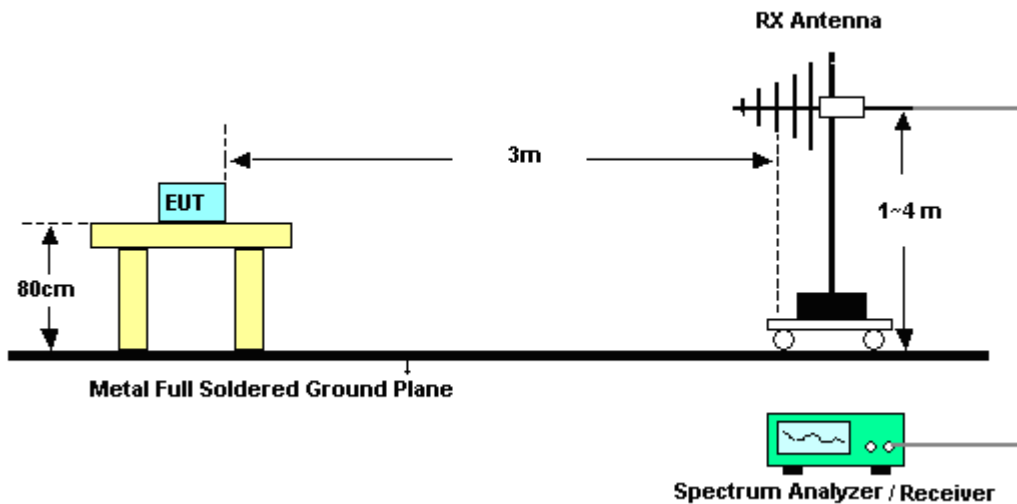
6. Radiated testing below 1 GHz is performed by adjusting the antenna tower from 1 m to 4 m and by rotating the turn table from 0 degree to 360 degrees to find the peak maximum hold reading. When there is no suspected emission found and the emission level is with at least 6 dB margin against QP limit line, the position is marked as “-“.
7. Radiated testing above 1 GHz is performed by adjusting the antenna tower from 1 m to 4 m and by rotating the turn table from 0 degree to 360 degrees to find the peak maximum hold reading for scanning all frequencies. When there is no suspected emission found and the harmonic emission level is with at least 6 dB margin against average limit line, the position is marked as “-“.

3.4.4 Test Setup

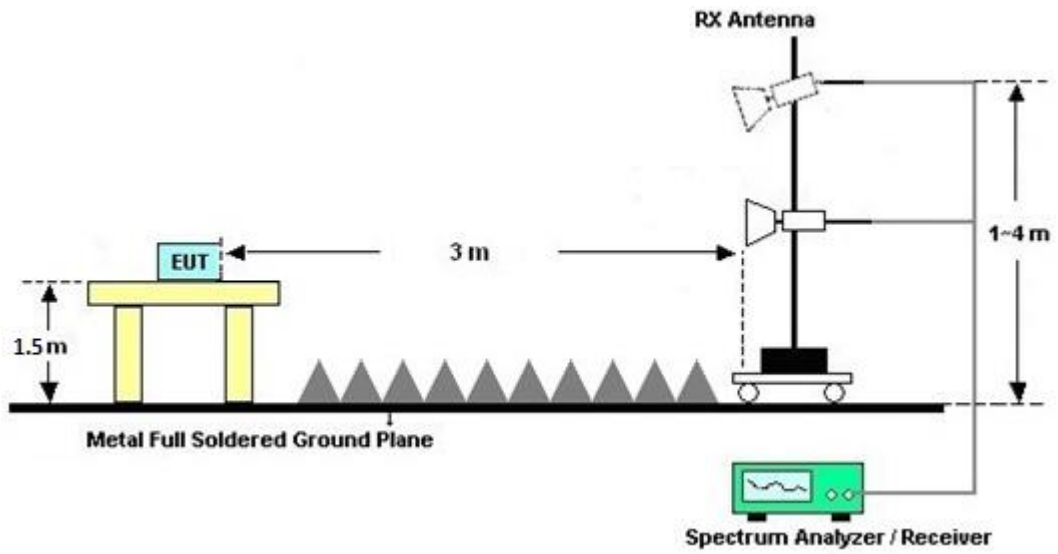
For radiated emissions below 30MHz



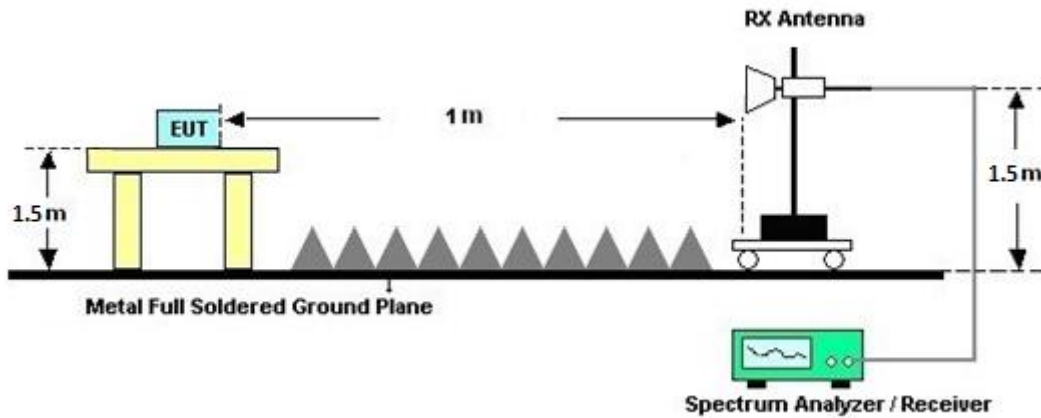
For radiated emissions from 30MHz to 1GHz



For radiated test from 1GHz to 18GHz



For radiated test above 18GHz





3.4.5 Test Results of Radiated Emissions (9 kHz ~ 30 MHz)

The low frequency, which starts from 9 kHz to 30 MHz, is pre-scanned and the result which is 20 dB lower than the limit line is not reported.

There is adequate comparison measurement of both open-field test site and alternative test site - semi-Anechoic chamber according to 414788 D01 Radiated Test Site v01r01, and the result came out very similar.

3.4.6 Test Result of Radiated Band Edges

Please refer to Appendix C.

3.4.7 Duty Cycle

Please refer to Appendix D.

3.4.8 Test Result of Unwanted Radiated Emission (30MHz ~ 10th Harmonic)

Please refer to Appendix C.



3.5 AC Conducted Emission Measurement

3.5.1 Limit of AC Conducted Emission

For equipment that is designed to be connected to the public utility (AC) power line, the radio frequency voltage that is conducted back onto the AC power line on any frequency or frequencies within the band 150 kHz to 30 MHz shall not exceed the limits in the following table.

Frequency of emission (MHz)	Conducted limit (dB μ V)	
	Quasi-peak	Average
0.15-0.5	66 to 56*	56 to 46*
0.5-5	56	46
5-30	60	50

*Decreases with the logarithm of the frequency.

3.5.2 Measuring Instruments

Please refer to the measuring equipment list in this test report.

3.5.3 Test Procedures

1. The EUT is placed 0.4 meter away from the conducting wall of the shielding room, and is kept at least 80 centimeters from any other grounded conducting surface.
2. Connect EUT to the power mains through a line impedance stabilization network (LISN).
3. All the support units are connecting to the other LISN.
4. The LISN provides 50 ohm coupling impedance for the measuring instrument.
5. The FCC states that a 50 ohm, 50 microhenry LISN shall be used.
6. Both Line and Neutral shall be tested in order to find out the maximum conducted emission.
7. The frequency range from 150 kHz to 30 MHz is scanned.
8. Set the test-receiver system to Peak Detect Function and specified bandwidth with Maximum Hold Mode.

3.5.4 Test Setup



3.5.5 Test Result of AC Conducted Emission

Please refer to Appendix B.



3.6 Antenna Requirements

3.6.1 Standard Applicable

An intentional radiator shall be designed to ensure that no antenna other than that furnished by the responsible party shall be used with the device. The use of a permanently attached antenna or of an antenna that uses a unique coupling to the intentional radiator shall be considered sufficient to comply with the provisions of this section. The manufacturer may design the unit so that a broken antenna can be replaced by the user, but the use of a standard antenna jack or electrical connector is prohibited. This requirement does not apply to carrier current devices or to devices operated under the provisions of § 15.211, 15.213, 15.217, 15.219, 15.221, or § 15.236. Further, this requirement does not apply to intentional radiators that must be professionally installed, such as perimeter protection systems and some field disturbance sensors, or to other intentional radiators which, in accordance with § 15.31(d), must be measured at the installation site. However, the installer shall be responsible for ensuring that the proper antenna is employed so that the limits in this part are not exceeded.

3.6.2 Antenna Anti-Replacement Construction

Antenna permanently attached.



4 List of Measuring Equipment

Instrument	Brand Name	Model No.	Serial No.	Characteristics	Calibration Date	Test Date	Due Date	Remark
Hygrometer	TECEPEL	DTM-303A	TP201996	N/A	Nov. 07, 2023	Oct. 04, 2024~ Oct. 16, 2024	Nov. 06, 2024	Conducted (TH05-HY)
Power Sensor	DARE	RPR3006W	15100041SNO1 0 (NO:248)	10MHz~6GHz	Jan. 10, 2024	Oct. 04, 2024~ Oct. 16, 2024	Jan. 09, 2025	Conducted (TH05-HY)
Signal Analyzer	Rohde & Schwarz	FSV40	101566	10Hz~40GHz	Aug. 23, 2024	Oct. 04, 2024~ Oct. 16, 2024	Aug. 22, 2025	Conducted (TH05-HY)
Switch Control Mainframe	Burgeon	ETF-058	EC1300484 (BOX3)	N/A	May 20, 2024	Oct. 04, 2024~ Oct. 16, 2024	May 19, 2025	Conducted (TH05-HY)
Software	Sporton	BTWIFI_Final_v ersion_240920	N/A	Conducted Other Test Item	N/A	Oct. 04, 2024~ Oct. 16, 2024	N/A	Conducted (TH05-HY)
AC Power Source	ACPOWER	AFC-11003G	F317040033	N/A	N/A	Sep. 27, 2024	N/A	Conduction (CO07-HY)
Software	Rohde & Schwarz	EMC32 V10.30	N/A	N/A	N/A	Sep. 27, 2024	N/A	Conduction (CO07-HY)
Pulse Limiter	SCHWARZBE CK	VTSD 9561-F N	9561-F N00373	9kHz-200MHz	Oct. 20, 2023	Sep. 27, 2024	Oct. 19, 2024	Conduction (CO07-HY)
RF Cable	HUBER + SUHNER	RG 214/U	1358175	9kHz~30MHz	Mar. 14, 2024	Sep. 27, 2024	Mar. 13, 2025	Conduction (CO07-HY)
Two-Line V-Network	TESEQ	NNB 51	45051	N/A	Mar. 10, 2024	Sep. 27, 2024	Mar. 09, 2025	Conduction (CO07-HY)
Four-Line V-Network	TESEQ	NNB 52	36122	N/A	Mar. 07, 2024	Sep. 27, 2024	Mar. 06, 2025	Conduction (CO07-HY)
EMI Test Receiver	Rohde & Schwarz	ESCI7	100724	9kHz~7GHz	Feb. 20, 2024	Sep. 27, 2024	Feb. 19, 2025	Conduction (CO07-HY)
EMI Test Receiver	Keysight	N9038B	MY62210111	N/A	Sep. 03, 2024	Oct. 07, 2024~ Oct. 13, 2024	Sep. 02, 2025	Radiation (03CH20-HY)
Loop Antenna	Rohde & Schwarz	HFH2-Z2	100488	9 kHz~30 MHz	Aug. 29, 2024	Oct. 07, 2024~ Oct. 13, 2024	Aug. 28, 2025	Radiation (03CH20-HY)
Preamplifier	EMEC	EM18G40G	060801	18GHz~40GHz	May 27, 2024	Oct. 07, 2024~ Oct. 13, 2024	May 26, 2025	Radiation (03CH20-HY)
Controller	ChainTek	3000-1	N/A	Control Turn table & Ant Mast	N/A	Oct. 07, 2024~ Oct. 13, 2024	N/A	Radiation (03CH20-HY)
Antenna Mast	ChainTek	MBS-520-1	N/A	1m~4m	N/A	Oct. 07, 2024~ Oct. 13, 2024	N/A	Radiation (03CH20-HY)
Turn Table	ChainTek	T-200-S-1	N/A	0~360 Degree	N/A	Oct. 07, 2024~ Oct. 13, 2024	N/A	Radiation (03CH20-HY)
Signal Analyzer	Keysight	N9010B	MY60240520	N/A	Dec. 12, 2023	Oct. 07, 2024~ Oct. 13, 2024	Dec. 11, 2024	Radiation (03CH20-HY)
Bilog Antenna	TESEQ	CBL 6111D&00802N 1D01N-06	55606 & 08	30MHz~1GHz	Oct. 20, 2023	Oct. 07, 2024~ Oct. 13, 2024	Oct. 19, 2024	Radiation (03CH20-HY)
Horn Antenna	SCHWARZBE CK	BBHA 9120 D	02360	1GHz-18GHz	Oct. 30, 2023	Oct. 07, 2024~ Oct. 13, 2024	Oct. 29, 2024	Radiation (03CH20-HY)
SHF-EHF Horn Antenna	SCHWARZBE CK	BBHA 9170	1223	18GHz-40GHz	Jun. 24, 2024	Oct. 07, 2024~ Oct. 13, 2024	Jun. 23, 2025	Radiation (03CH20-HY)
Preamplifier	COM-POWER	PAM-103	18020201	1MHz-1000MHz	Jan. 01, 2024	Oct. 07, 2024~ Oct. 13, 2024	Dec. 31, 2024	Radiation (03CH20-HY)
Amplifier	EMCI	EMC118A45SE	980792	N/A	Nov. 13, 2023	Oct. 07, 2024~ Oct. 13, 2024	Nov. 12, 2024	Radiation (03CH20-HY)
RF Cable	HUBER + SUHNER	SUCOFLEX 102	519229/2,8040 15/2,804027/2	N/A	Jan. 17, 2024	Oct. 07, 2024~ Oct. 13, 2024	Jan. 16, 2025	Radiation (03CH20-HY)
Hygrometer	TECEPEL	DTM-303A	TP211382	N/A	Mar. 27, 2024	Oct. 07, 2024~ Oct. 13, 2024	Mar. 26, 2025	Radiation (03CH20-HY)
Software	Audix	N/A	RK-002156	N/A	N/A	Oct. 07, 2024~ Oct. 13, 2024	N/A	Radiation (03CH20-HY)



5 Measurement Uncertainty

Uncertainty of Conducted Emission Measurement (150kHz ~ 30MHz)

Measuring Uncertainty for a Level of Confidence of 95% (U = 2Uc(y))	3.44 dB
---	---------

Uncertainty of Radiated Emission Measurement (30 MHz ~ 1000 MHz)

Measuring Uncertainty for a Level of Confidence of 95% (U = 2Uc(y))	6.40 dB
---	---------

Uncertainty of Radiated Emission Measurement (1000 MHz ~ 6000 MHz)

Measuring Uncertainty for a Level of Confidence of 95% (U = 2Uc(y))	4.50 dB
---	---------

Uncertainty of Radiated Emission Measurement (6000 MHz ~ 18000 MHz)

Measuring Uncertainty for a Level of Confidence of 95% (U = 2Uc(y))	4.60 dB
---	---------

Uncertainty of Radiated Emission Measurement (18000 MHz ~ 40000 MHz)

Measuring Uncertainty for a Level of Confidence of 95% (U = 2Uc(y))	5.40 dB
---	---------

Appendix A. Test Result of Conducted Test Items

Test Engineer:	Mina Liu	Temperature:	21~25	°C
Test Date:	2024/10/04~2024/10/16	Relative Humidity:	51~54	%

TEST RESULTS DATA
6dB and 26dB EBW and 99% OBW

U-NII-3 single antenna												
Mod.	Data Rate	NTX	CH.	Freq. (MHz)	99% Bandwidth (MHz)		26dB Bandwidth (MHz)		6 dB Bandwidth (MHz)		6 dB Bandwidth Min. Limit (MHz)	Pass/Fail
					Ant 1	-	Ant 1	-	Ant 1	-		
11a	6Mbps	1	149	5745	16.80	-	20.14	-	15.11	-	0.5	Pass
11a	6Mbps	1	157	5785	16.79	-	20.34	-	15.02	-	0.5	Pass
11a	6Mbps	1	165	5825	16.76	-	20.17	-	15.11	-	0.5	Pass
HT20	MCS0	1	149	5745	17.78	-	20.58	-	15.12	-	0.5	Pass
HT20	MCS0	1	157	5785	17.78	-	20.58	-	15.05	-	0.5	Pass
HT20	MCS0	1	165	5825	17.78	-	20.53	-	15.01	-	0.5	Pass
HT40	MCS0	1	151	5755	36.60	-	41.55	-	35.09	-	0.5	Pass
HT40	MCS0	1	159	5795	36.70	-	41.68	-	35.13	-	0.5	Pass
VHT80	MCS0	1	155	5775	75.42	-	81.22	-	75.12	-	0.5	Pass

TEST RESULTS DATA
Average Power Table

U-NII-3 single antenna												
Mod.	Data Rate	NTX	CH.	Freq. (MHz)	Average Conducted Power (dBm)			FCC Conducted Power Limit (dBm)		DG (dBi)		Pass/Fail
					Ant 1	-	SUM	Ant 1	-	Ant 1	-	
11a	6Mbps	1	149	5745	7.80	-		30.00	-	1.10	-	Pass
11a	6Mbps	1	157	5785	7.70	-		30.00	-	1.10	-	Pass
11a	6Mbps	1	165	5825	8.10	-		30.00	-	1.10	-	Pass
HT20	MCS0	1	149	5745	7.70	-		30.00	-	1.10	-	Pass
HT20	MCS0	1	157	5785	7.60	-		30.00	-	1.10	-	Pass
HT20	MCS0	1	165	5825	7.60	-		30.00	-	1.10	-	Pass
HT40	MCS0	1	151	5755	8.00	-		30.00	-	1.10	-	Pass
HT40	MCS0	1	159	5795	8.00	-		30.00	-	1.10	-	Pass
VHT20	MCS0	1	149	5745	7.60	-		30.00	-	1.10	-	Pass
VHT20	MCS0	1	157	5785	7.50	-		30.00	-	1.10	-	Pass
VHT20	MCS0	1	165	5825	7.50	-		30.00	-	1.10	-	Pass
VHT40	MCS0	1	151	5755	7.90	-		30.00	-	1.10	-	Pass
VHT40	MCS0	1	159	5795	7.90	-		30.00	-	1.10	-	Pass
VHT80	MCS0	1	155	5775	7.90	-		30.00	-	1.10	-	Pass

TEST RESULTS DATA
Power Spectral Density

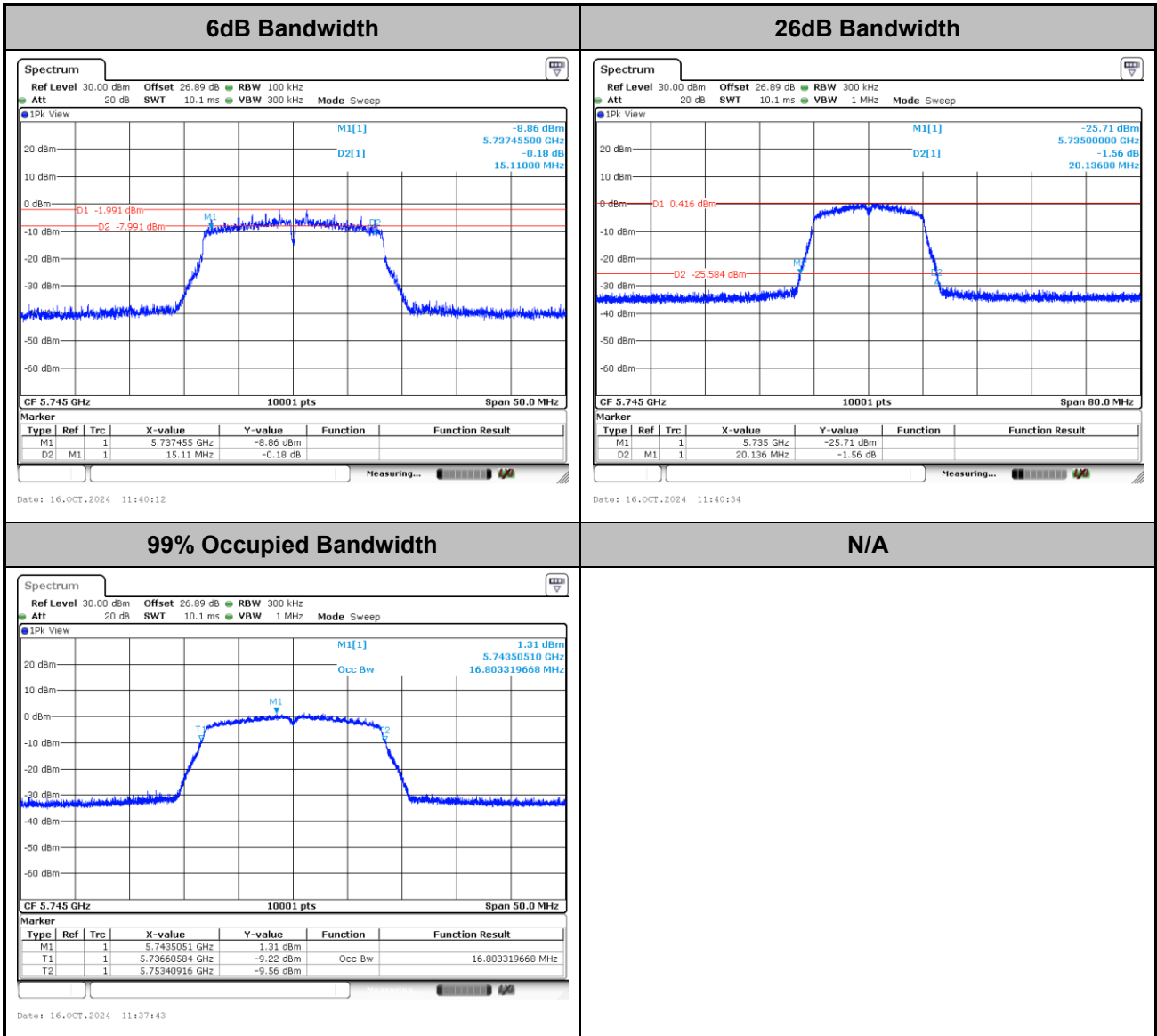
U-NII-3 single antenna																
Mod.	Data Rate	NTX	CH.	Freq. (MHz)	Duty Factor (dB)		10log (500kHz /RBW) Factor (dB)		Average Power Density with Duty Factor (dBm/500kHz)			Average PSD Limit (dBm/500kHz)		DG (dBi)		Pass /Fail
					Ant 1	-	Ant 1	-	Ant 1	-	SUM	Ant 1	-	Ant 1	-	
11a	6Mbps	1	149	5745	0.10	-	2.22	-	-5.71	-		30.00	-	1.10	-	Pass
11a	6Mbps	1	157	5785	0.10	-	2.22	-	-6.37	-		30.00	-	1.10	-	Pass
11a	6Mbps	1	165	5825	0.10	-	2.22	-	-5.75	-		30.00	-	1.10	-	Pass
HT20	MCS0	1	149	5745	0.13	-	2.22	-	-6.65	-		30.00	-	1.10	-	Pass
HT20	MCS0	1	157	5785	0.13	-	2.22	-	-6.79	-		30.00	-	1.10	-	Pass
HT20	MCS0	1	165	5825	0.13	-	2.22	-	-6.54	-		30.00	-	1.10	-	Pass
HT40	MCS0	1	151	5755	0.23	-	2.22	-	-8.98	-		30.00	-	1.10	-	Pass
HT40	MCS0	1	159	5795	0.23	-	2.22	-	-9.45	-		30.00	-	1.10	-	Pass
VHT80	MCS0	1	155	5775	0.43	-	2.22	-	-12.66	-		30.00	-	1.10	-	Pass

Note: PSD Sum = Max PSD(Ant. 1, Ant. 2) + 10 log (n)



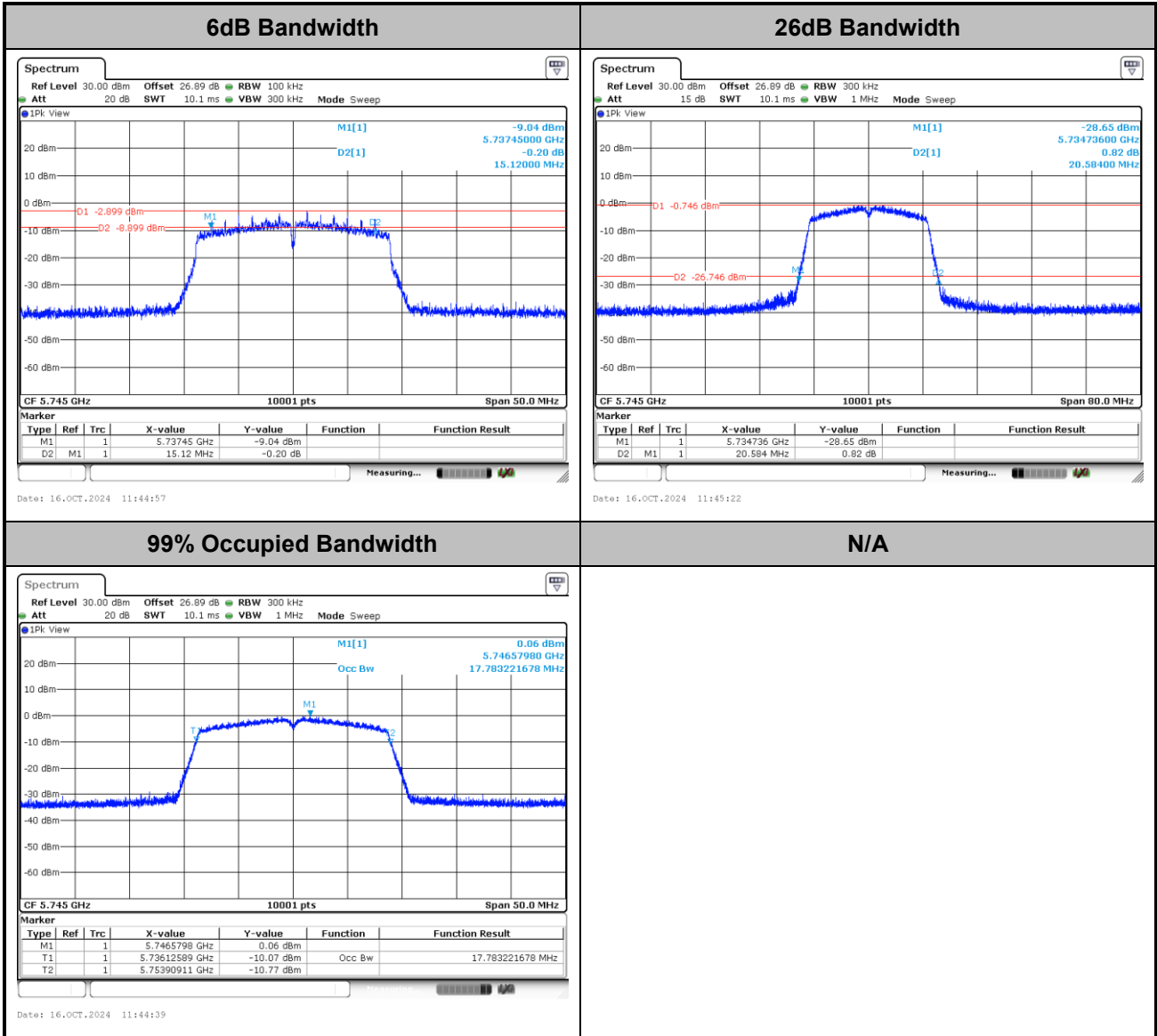
Test Result of 6dB and 26dB and 99% Occupied Bandwidth

<802.11a>





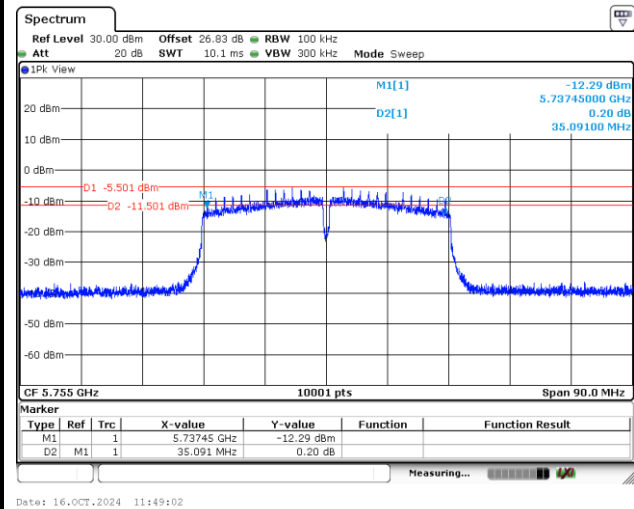
<802.11n HT20>



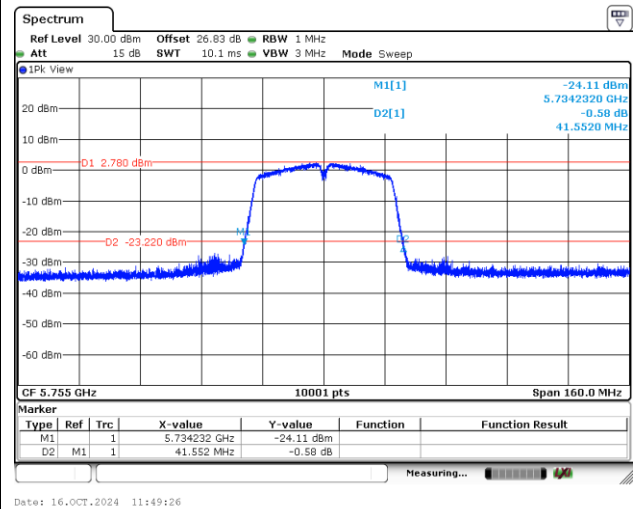


<802.11n HT40>

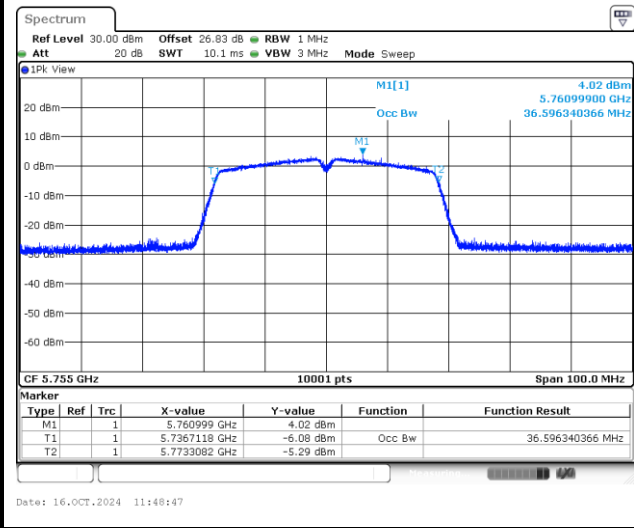
6dB Bandwidth



26dB Bandwidth



99% Occupied Bandwidth

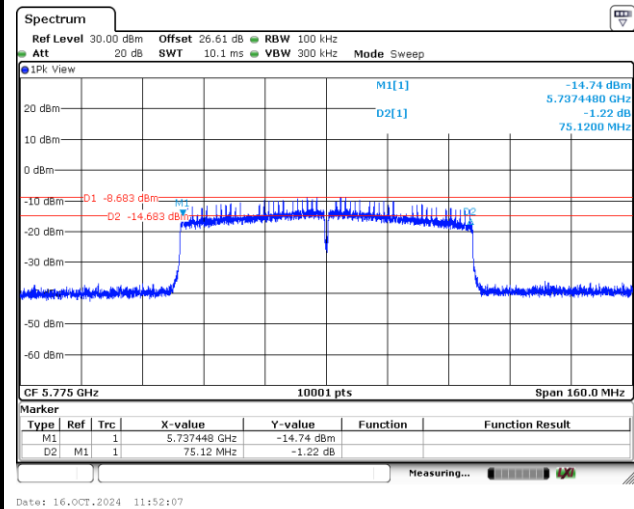


N/A

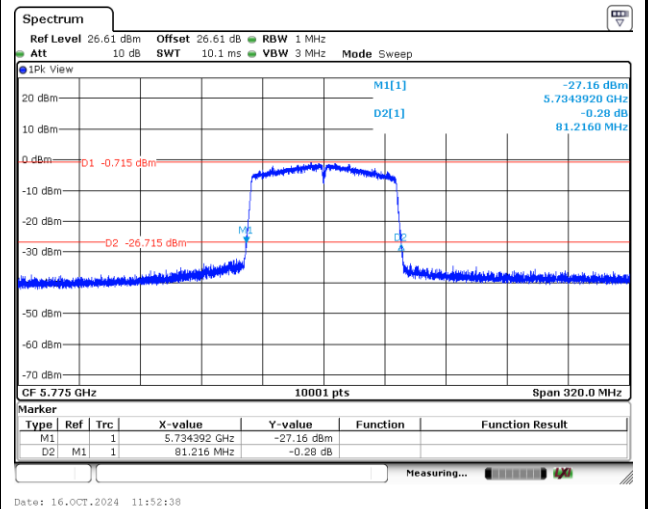


<802.11ac VHT80>

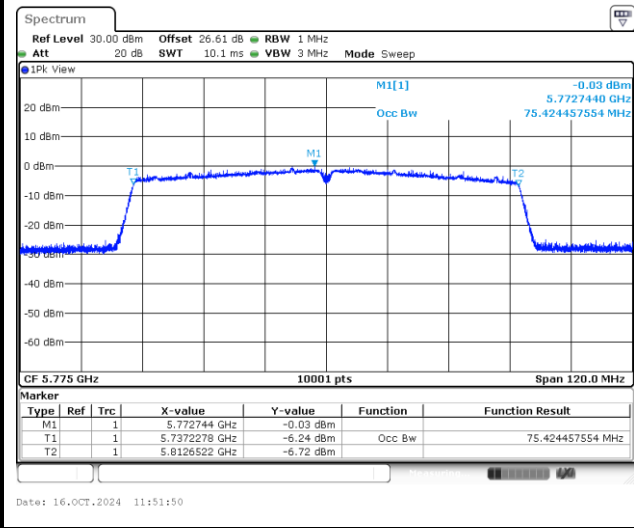
6dB Bandwidth



26dB Bandwidth



99% Occupied Bandwidth

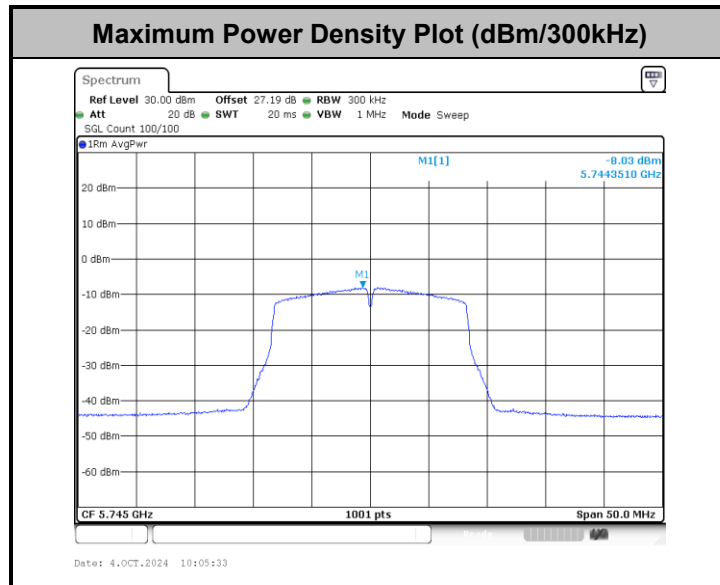


N/A

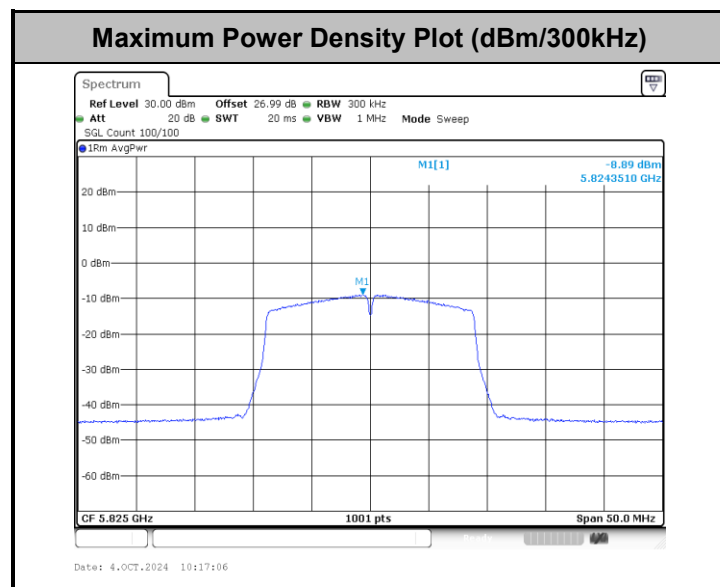


Test Result of Power Spectral Density

<802.11a>

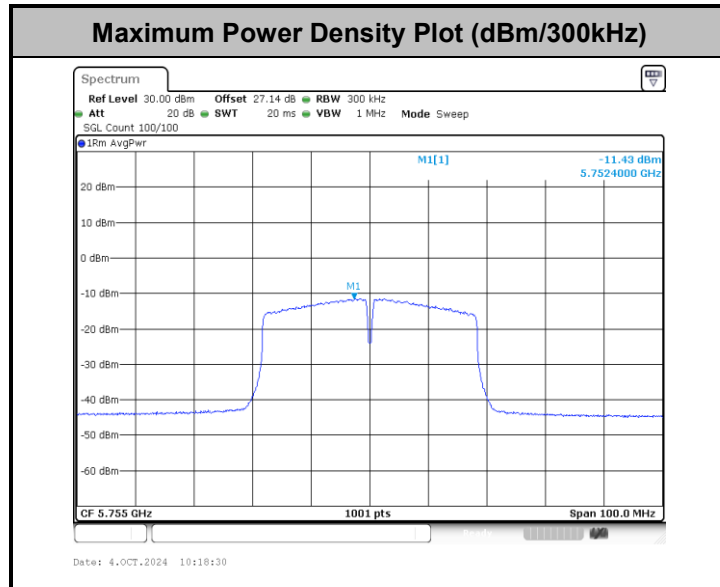


<802.11n HT20>

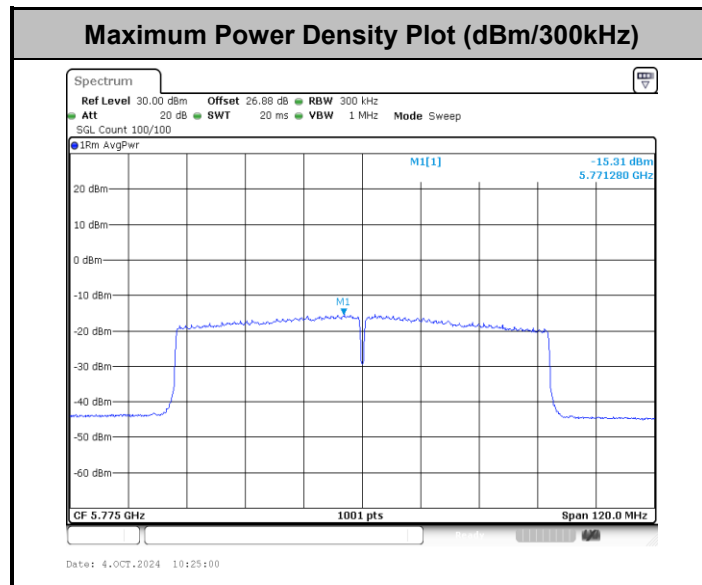




<802.11n HT40>



<802.11ac VHT80>





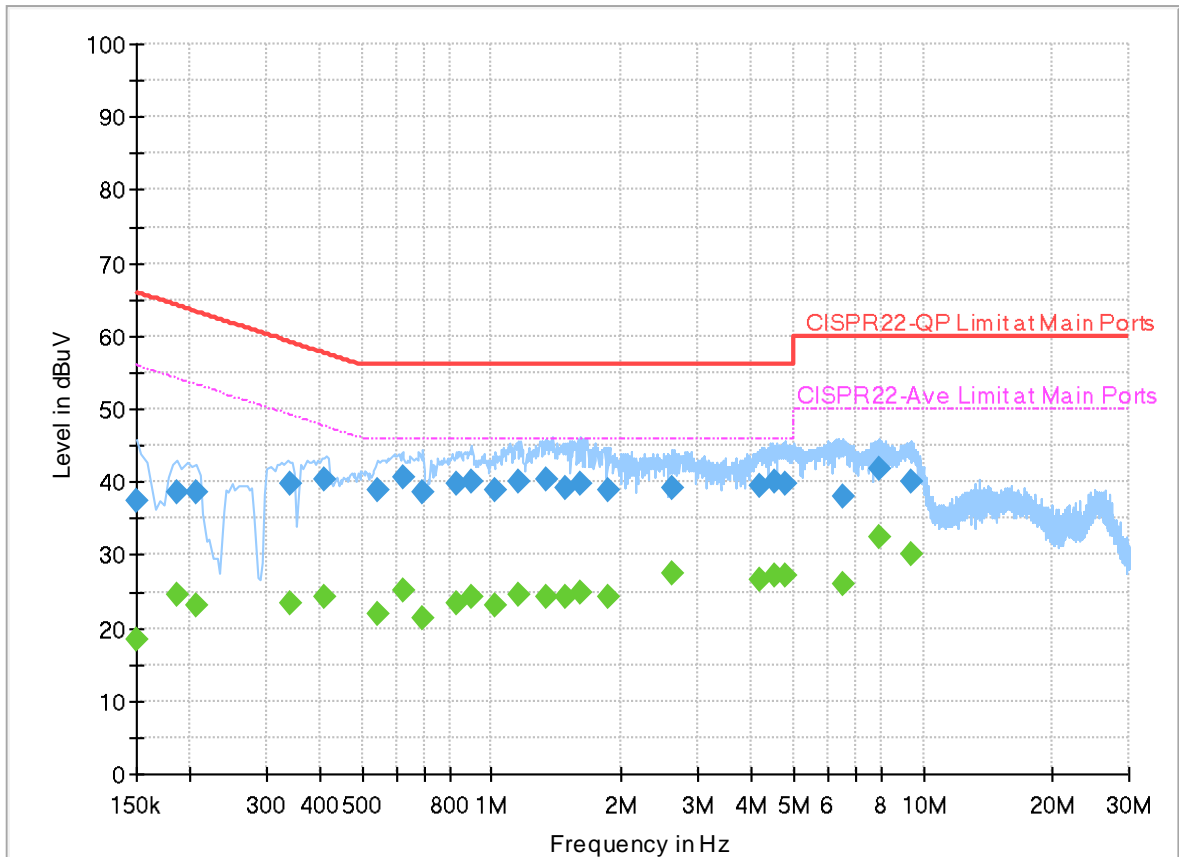
Appendix B. AC Conducted Emission Test Results

Test Engineer :	Louis Chung	Temperature :	23.6~26.8°C
		Relative Humidity :	42.3~54.7%

EUT Information

Report NO : 491901
 Test Mode : Mode 1
 Test Voltage : 120Vac/60Hz
 Phase : Line

Full Spectrum



Final_Result

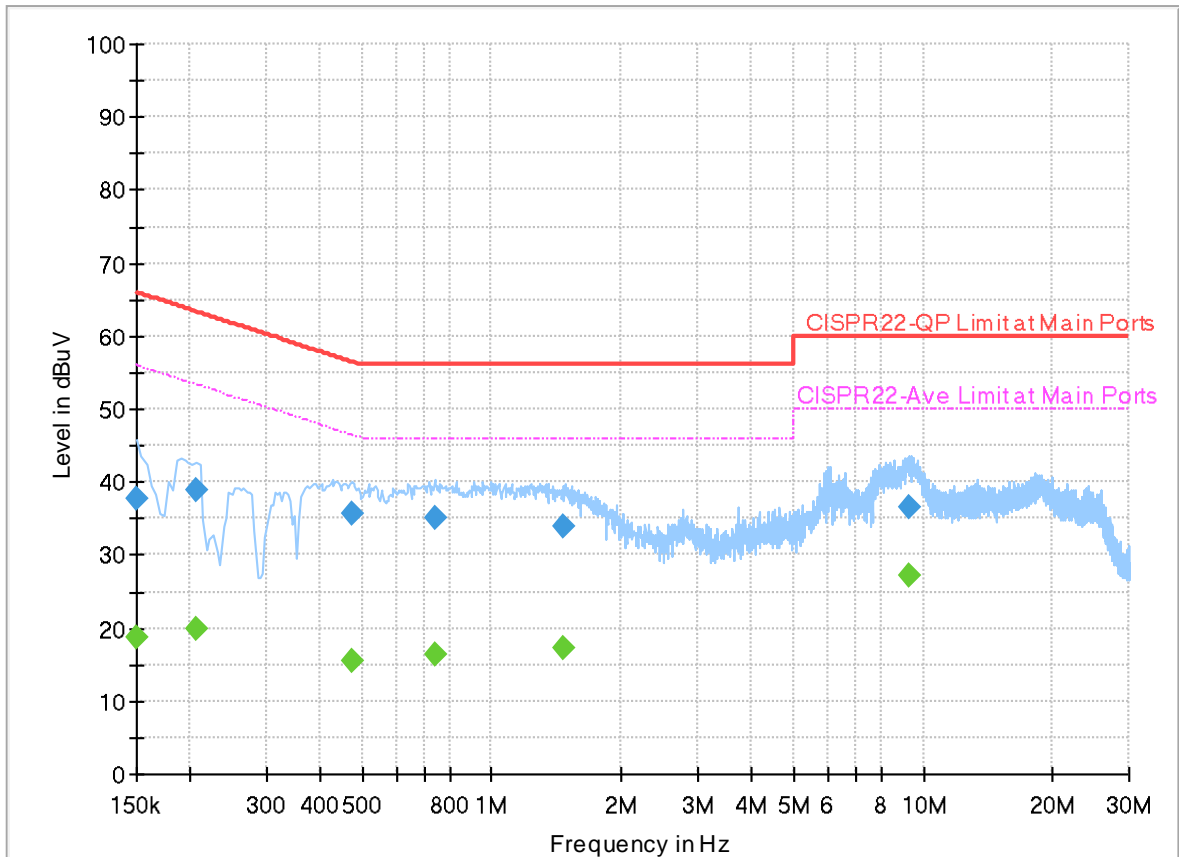
Frequency (MHz)	QuasiPeak (dBuV)	CAverage (dBuV)	Limit (dBuV)	Margin (dB)	Line	PE	Corr. (dB)
0.150000	---	18.29	56.00	37.71	L1	FLO	19.9
0.150000	37.35	---	66.00	28.65	L1	FLO	19.9
0.186000	---	24.62	54.21	29.59	L1	FLO	19.9
0.186000	38.72	---	64.21	25.49	L1	FLO	19.9
0.206000	---	23.09	53.37	30.28	L1	FLO	19.9
0.206000	38.47	---	63.37	24.90	L1	FLO	19.9
0.342000	---	23.28	49.16	25.88	L1	FLO	19.9
0.342000	39.71	---	59.16	19.45	L1	FLO	19.9
0.410000	---	24.34	47.65	23.31	L1	FLO	19.9
0.410000	40.39	---	57.65	17.26	L1	FLO	19.9
0.542000	---	21.82	46.00	24.18	L1	FLO	19.9
0.542000	38.96	---	56.00	17.04	L1	FLO	19.9
0.622000	---	25.28	46.00	20.72	L1	FLO	19.9
0.622000	40.71	---	56.00	15.29	L1	FLO	19.9
0.694000	---	21.32	46.00	24.68	L1	FLO	19.9
0.694000	38.74	---	56.00	17.26	L1	FLO	19.9
0.826000	---	23.32	46.00	22.68	L1	FLO	19.9
0.826000	39.70	---	56.00	16.30	L1	FLO	19.9
0.894000	---	24.19	46.00	21.81	L1	FLO	19.9

0.894000	40.17	---	56.00	15.83	L1	FLO	19.9
1.022000	---	23.16	46.00	22.84	L1	FLO	19.9
1.022000	39.01	---	56.00	16.99	L1	FLO	19.9
1.150000	---	24.65	46.00	21.35	L1	FLO	19.9
1.150000	39.95	---	56.00	16.05	L1	FLO	19.9
1.330000	---	24.33	46.00	21.67	L1	FLO	19.9
1.330000	40.31	---	56.00	15.69	L1	FLO	19.9
1.474000	---	24.24	46.00	21.76	L1	FLO	19.9
1.474000	39.18	---	56.00	16.82	L1	FLO	19.9
1.610000	---	24.85	46.00	21.15	L1	FLO	19.9
1.610000	39.65	---	56.00	16.35	L1	FLO	19.9
1.858000	---	24.36	46.00	21.64	L1	FLO	19.9
1.858000	38.94	---	56.00	17.06	L1	FLO	19.9
2.614000	---	27.38	46.00	18.62	L1	FLO	20.0
2.614000	39.14	---	56.00	16.86	L1	FLO	20.0
4.162000	---	26.61	46.00	19.39	L1	FLO	20.0
4.162000	39.33	---	56.00	16.67	L1	FLO	20.0
4.522000	---	27.19	46.00	18.81	L1	FLO	20.0
4.522000	40.11	---	56.00	15.89	L1	FLO	20.0
4.790000	---	27.22	46.00	18.78	L1	FLO	20.0
4.790000	39.81	---	56.00	16.19	L1	FLO	20.0
6.534000	---	25.91	50.00	24.09	L1	FLO	20.0
6.534000	38.11	---	60.00	21.89	L1	FLO	20.0
7.910000	---	32.44	50.00	17.56	L1	FLO	20.0
7.910000	41.95	---	60.00	18.05	L1	FLO	20.0
9.414000	---	29.98	50.00	20.02	L1	FLO	20.1
9.414000	39.93	---	60.00	20.07	L1	FLO	20.1

EUT Information

Report NO : 491901
 Test Mode : Mode 1
 Test Voltage : 120Vac/60Hz
 Phase : Neutral

Full Spectrum



Final_Result

Frequency (MHz)	QuasiPeak (dBuV)	CAverage (dBuV)	Limit (dBuV)	Margin (dB)	Line	PE	Corr. (dB)
0.150000	---	18.82	56.00	37.18	N	FLO	19.9
0.150000	37.81	---	66.00	28.19	N	FLO	19.9
0.206000	---	19.95	53.37	33.42	N	FLO	19.9
0.206000	39.01	---	63.37	24.36	N	FLO	19.9
0.474000	---	15.42	46.44	31.02	N	FLO	19.9
0.474000	35.67	---	56.44	20.77	N	FLO	19.9
0.738000	---	16.37	46.00	29.63	N	FLO	19.9
0.738000	35.11	---	56.00	20.89	N	FLO	19.9
1.466000	---	17.29	46.00	28.71	N	FLO	19.9
1.466000	33.85	---	56.00	22.15	N	FLO	19.9
9.230000	---	27.05	50.00	22.95	N	FLO	20.1
9.230000	36.65	---	60.00	23.35	N	FLO	20.1



Appendix C. Radiated Spurious Emission Test Data

Test Engineer :	John Chuang, David Dai, and Sam Chou	Temperature :	19.8~23.4°C
		Relative Humidity :	64.9~70.5%

Note symbol

-L	Low channel location
-R	High channel location

**C1. Radiated Spurious Emission Test Modes**

Mode	Band	Band (GHz)	Antenna	Modulation	Channel	Frequency	Data Rate	RU	Remark
Mode 1	U-NII-3	5.725-5.85	1	802.11a	149	5745	6Mbps	-	-
Mode 2	U-NII-3	5.725-5.85	1	802.11a	157	5785	6Mbps	-	-
Mode 3	U-NII-3	5.725-5.85	1	802.11a	165	5825	6Mbps	-	-
Mode 4	U-NII-3	5.725-5.85	1	802.11n HT20	149	5745	MCS0	-	-
Mode 5	U-NII-3	5.725-5.85	1	802.11n HT20	157	5785	MCS0	-	-
Mode 6	U-NII-3	5.725-5.85	1	802.11n HT20	165	5825	MCS0	-	-
Mode 7	U-NII-3	5.725-5.85	1	802.11n HT40	151	5755	MCS0	-	-
Mode 8	U-NII-3	5.725-5.85	1	802.11n HT40	159	5795	MCS0	-	-
Mode 9	U-NII-3	5.725-5.85	1	802.11ac VHT80	155	5775	MCS0	-	-
Mode 10	U-NII-3	5.725-5.85	1	802.11n HT20	149	5745	MCS0	-	LF
Mode 11	U-NII-3	5.725-5.85	1	802.11n HT20	149	5745	MCS0	-	SHF

**C2. Summary of each worse mode**

Mode	Modulation	Ch.	Freq. (MHz)	Level (dBuV/m)	Limit (dBuV/m)	Margin (dB)	Pol.	Peak Avg.	Result	RU	Remark
1	802.11a	149	5625.96	49.52	68.20	-18.68	H	Peak	Pass	-	Band Edge
	802.11a	149	11490.00	41.46	54.00	-12.54	H	Avg.	Pass	-	Harmonic
2	802.11a	157	5936.80	48.99	68.20	-19.21	V	Peak	Pass	-	Band Edge
	802.11a	157	11570.00	41.18	54.00	-12.82	H	Avg.	Pass	-	Harmonic
3	802.11a	165	5948.50	49.07	68.20	-19.13	H	Peak	Pass	-	Band Edge
	802.11a	165	11650.00	41.06	54.00	-12.94	V	Avg.	Pass	-	Harmonic
4	802.11n HT20	149	5642.49	48.46	68.20	-19.74	H	Peak	Pass	-	Band Edge
	802.11n HT20	149	11490.00	41.57	54.00	-12.43	H	Avg.	Pass	-	Harmonic
5	802.11n HT20	157	5938.62	50.44	68.20	-17.76	H	Peak	Pass	-	Band Edge
	802.11n HT20	157	11570.00	41.25	54.00	-12.75	V	Avg.	Pass	-	Harmonic
6	802.11n HT20	165	5932.63	49.60	68.20	-18.60	H	Peak	Pass	-	Band Edge

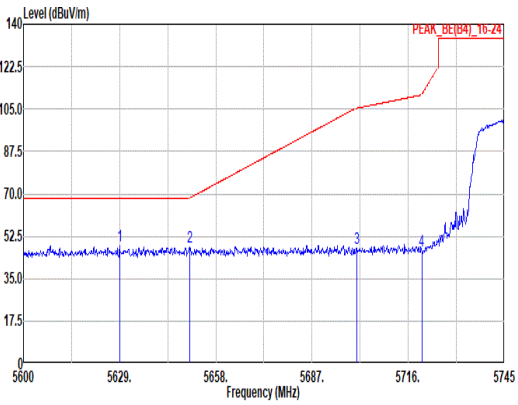
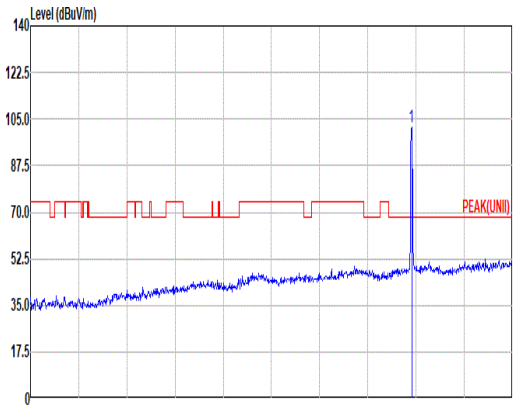
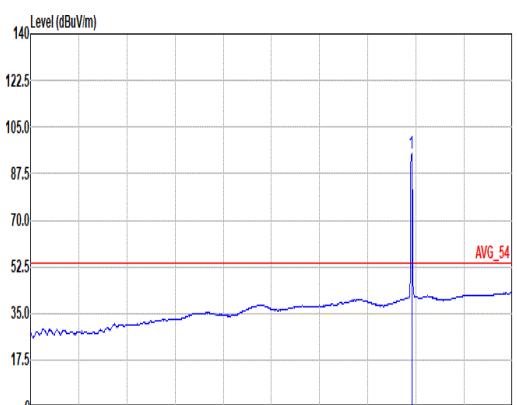


Mode	Modulation	Ch.	Freq. (MHz)	Level (dBuV/m)	Limit (dBuV/m)	Margin (dB)	Pol.	Peak Avg.	Result	RU	Remark
6	802.11n HT20	165	11650.00	41.07	54.00	-12.93	V	Avg.	Pass	-	Harmonic
7	802.11n HT40	151	5943.57	49.58	68.20	-18.62	H	Peak	Pass	-	Band Edge
	802.11n HT40	151	-	-	-	-	-	-	-	-	Harmonic
8	802.11n HT40	159	5927.68	50.44	68.20	-17.76	V	Peak	Pass	-	Band Edge
	802.11n HT40	159	-	-	-	-	-	-	-	-	Harmonic
9	802.11ac VHT80	155	5936.88	49.03	68.20	-19.17	H	Peak	Pass	-	Band Edge
	802.11ac VHT80	155	-	-	-	-	-	-	-	-	Harmonic
10	LF	149	955.38	36.93	46.00	-9.07	V	Peak	Pass	-	LF
11	SHF	149	39494.00	45.01	54.00	-8.99	V	Avg.	Pass	-	SHF



	1																																																																																																																										
Mode	Band Edge																																																																																																																										
	U-NII-3_5.725-5.85_802.11a_CH149_5745MHz																																																																																																																										
ANT	1																																																																																																																										
Pol.	Horizontal	Fundamental																																																																																																																									
Peak	<p>Site : 03CH20-HY Condition: PEAK_BE(B4)_16-24 3m HF_91200_02360_231030 HORIZONTAL : RBW:1000.000kHz VBW:3000.000kHz SWT:Auto</p> <table border="1"> <thead> <tr> <th>Limit</th> <th>Read</th> <th>Ant</th> <th>Cable</th> <th>Preamp</th> <th>Aux</th> <th>APos</th> <th>TPos</th> <th>Remark</th> </tr> <tr> <th>Freq</th> <th>Level</th> <th>Line Margin</th> <th>Level</th> <th>Factor</th> <th>Loss Factor</th> <th>Factor</th> <th>Factor</th> <th></th> </tr> <tr> <th>MHz</th> <th>dBuV/m</th> <th>dBuV/m</th> <th>dB</th> <th>dBuV</th> <th>dB/m</th> <th>dB</th> <th>dB</th> <th>cm</th> <th>deg</th> </tr> </thead> <tbody> <tr> <td>1</td> <td>5625.96</td> <td>49.52</td> <td>68.20</td> <td>-18.68</td> <td>40.99</td> <td>33.00</td> <td>13.53</td> <td>38.00</td> <td>0.00</td> <td>105</td> <td>61</td> <td>PEAK</td> </tr> <tr> <td>2</td> <td>5650.32</td> <td>48.10</td> <td>68.43</td> <td>-20.33</td> <td>39.43</td> <td>33.10</td> <td>13.56</td> <td>37.99</td> <td>0.00</td> <td>105</td> <td>61</td> <td>PEAK</td> </tr> <tr> <td>3</td> <td>5701.36</td> <td>50.62</td> <td>105.58</td> <td>-54.96</td> <td>41.47</td> <td>33.50</td> <td>13.63</td> <td>37.98</td> <td>0.00</td> <td>105</td> <td>61</td> <td>PEAK</td> </tr> <tr> <td>4</td> <td>5720.06</td> <td>49.64</td> <td>110.94</td> <td>-61.30</td> <td>40.43</td> <td>33.54</td> <td>13.65</td> <td>37.98</td> <td>0.00</td> <td>105</td> <td>61</td> <td>PEAK</td> </tr> </tbody> </table>	Limit	Read	Ant	Cable	Preamp	Aux	APos	TPos	Remark	Freq	Level	Line Margin	Level	Factor	Loss Factor	Factor	Factor		MHz	dBuV/m	dBuV/m	dB	dBuV	dB/m	dB	dB	cm	deg	1	5625.96	49.52	68.20	-18.68	40.99	33.00	13.53	38.00	0.00	105	61	PEAK	2	5650.32	48.10	68.43	-20.33	39.43	33.10	13.56	37.99	0.00	105	61	PEAK	3	5701.36	50.62	105.58	-54.96	41.47	33.50	13.63	37.98	0.00	105	61	PEAK	4	5720.06	49.64	110.94	-61.30	40.43	33.54	13.65	37.98	0.00	105	61	PEAK	<p>Site : 03CH20-HY Condition: PEAK(UNI) 3m HF_91200_02360_231030 HORIZONTAL : RBW:1000.000kHz VBW:3000.000kHz SWT:Auto</p> <table border="1"> <thead> <tr> <th>Limit</th> <th>Read</th> <th>Ant</th> <th>Cable</th> <th>Preamp</th> <th>Aux</th> <th>APos</th> <th>TPos</th> <th>Remark</th> </tr> <tr> <th>Freq</th> <th>Level</th> <th>Line Margin</th> <th>Level</th> <th>Factor</th> <th>Loss Factor</th> <th>Factor</th> <th>Factor</th> <th></th> </tr> <tr> <th>MHz</th> <th>dBuV/m</th> <th>dBuV/m</th> <th>dB</th> <th>dBuV</th> <th>dB/m</th> <th>dB</th> <th>dB</th> <th>cm</th> <th>deg</th> </tr> </thead> <tbody> <tr> <td>1</td> <td>5745.00</td> <td>103.73</td> <td>-----</td> <td>-----</td> <td>94.42</td> <td>33.59</td> <td>13.69</td> <td>37.97</td> <td>0.00</td> <td>105</td> <td>61</td> <td>PEAK</td> </tr> </tbody> </table>	Limit	Read	Ant	Cable	Preamp	Aux	APos	TPos	Remark	Freq	Level	Line Margin	Level	Factor	Loss Factor	Factor	Factor		MHz	dBuV/m	dBuV/m	dB	dBuV	dB/m	dB	dB	cm	deg	1	5745.00	103.73	-----	-----	94.42	33.59	13.69	37.97	0.00	105	61	PEAK
	Limit	Read	Ant	Cable	Preamp	Aux	APos	TPos	Remark																																																																																																																		
Freq	Level	Line Margin	Level	Factor	Loss Factor	Factor	Factor																																																																																																																				
MHz	dBuV/m	dBuV/m	dB	dBuV	dB/m	dB	dB	cm	deg																																																																																																																		
1	5625.96	49.52	68.20	-18.68	40.99	33.00	13.53	38.00	0.00	105	61	PEAK																																																																																																															
2	5650.32	48.10	68.43	-20.33	39.43	33.10	13.56	37.99	0.00	105	61	PEAK																																																																																																															
3	5701.36	50.62	105.58	-54.96	41.47	33.50	13.63	37.98	0.00	105	61	PEAK																																																																																																															
4	5720.06	49.64	110.94	-61.30	40.43	33.54	13.65	37.98	0.00	105	61	PEAK																																																																																																															
Limit	Read	Ant	Cable	Preamp	Aux	APos	TPos	Remark																																																																																																																			
Freq	Level	Line Margin	Level	Factor	Loss Factor	Factor	Factor																																																																																																																				
MHz	dBuV/m	dBuV/m	dB	dBuV	dB/m	dB	dB	cm	deg																																																																																																																		
1	5745.00	103.73	-----	-----	94.42	33.59	13.69	37.97	0.00	105	61	PEAK																																																																																																															
Avg	Blank	<p>Site : 03CH20-HY Condition: AVG_54 3m HF_91200_02360_231030 HORIZONTAL : RBW:1000.000kHz VBW:0.750kHz SWT:Auto</p> <table border="1"> <thead> <tr> <th>Limit</th> <th>Read</th> <th>Ant</th> <th>Cable</th> <th>Preamp</th> <th>Aux</th> <th>APos</th> <th>TPos</th> <th>Remark</th> </tr> <tr> <th>Freq</th> <th>Level</th> <th>Line Margin</th> <th>Level</th> <th>Factor</th> <th>Loss Factor</th> <th>Factor</th> <th>Factor</th> <th></th> </tr> <tr> <th>MHz</th> <th>dBuV/m</th> <th>dBuV/m</th> <th>dB</th> <th>dBuV</th> <th>dB/m</th> <th>dB</th> <th>dB</th> <th>cm</th> <th>deg</th> </tr> </thead> <tbody> <tr> <td>1</td> <td>5745.00</td> <td>97.81</td> <td>-----</td> <td>-----</td> <td>88.50</td> <td>33.59</td> <td>13.69</td> <td>37.97</td> <td>0.00</td> <td>105</td> <td>61</td> <td>AVERAGE</td> </tr> </tbody> </table>	Limit	Read	Ant	Cable	Preamp	Aux	APos	TPos	Remark	Freq	Level	Line Margin	Level	Factor	Loss Factor	Factor	Factor		MHz	dBuV/m	dBuV/m	dB	dBuV	dB/m	dB	dB	cm	deg	1	5745.00	97.81	-----	-----	88.50	33.59	13.69	37.97	0.00	105	61	AVERAGE																																																																																
Limit	Read	Ant	Cable	Preamp	Aux	APos	TPos	Remark																																																																																																																			
Freq	Level	Line Margin	Level	Factor	Loss Factor	Factor	Factor																																																																																																																				
MHz	dBuV/m	dBuV/m	dB	dBuV	dB/m	dB	dB	cm	deg																																																																																																																		
1	5745.00	97.81	-----	-----	88.50	33.59	13.69	37.97	0.00	105	61	AVERAGE																																																																																																															



Mode	1																																																																																																																								
	Band Edge																																																																																																																								
	U-NII-3_5.725-5.85_802.11a_CH149_5745MHz																																																																																																																								
ANT	1																																																																																																																								
Pol.	Vertical	Fundamental																																																																																																																							
Peak	 <p>Site : 03CH20-HY Condition: PEAK_BE(B4)_16-24 3m HF_91200_02360_231030 VERTICAL : RBW:1000.000kHz VBW:3000.000kHz SWT:Auto</p> <table border="1"> <thead> <tr> <th>Limit</th> <th>Read</th> <th>Ant</th> <th>Cable</th> <th>Preamp</th> <th>Aux</th> <th>Apos</th> <th>Tpos</th> <th>Remark</th> </tr> <tr> <th>Freq</th> <th>Level</th> <th>Line Margin</th> <th>Level</th> <th>Factor</th> <th>Loss Factor</th> <th>Factor</th> <th>Factor</th> <th></th> </tr> <tr> <th>MHz</th> <th>dBuV/m</th> <th>dBuV/m</th> <th>dB</th> <th>dBuV</th> <th>dB/m</th> <th>dB</th> <th>dB</th> <th>cm</th> </tr> </thead> <tbody> <tr> <td>1</td> <td>5629.00</td> <td>48.39</td> <td>68.20</td> <td>-19.81</td> <td>39.84</td> <td>33.02</td> <td>13.53</td> <td>38.00</td> <td>0.00</td> <td>379</td> <td>109</td> <td>PEAK</td> </tr> <tr> <td>2</td> <td>5650.03</td> <td>48.13</td> <td>68.22</td> <td>-20.09</td> <td>39.46</td> <td>33.10</td> <td>13.56</td> <td>37.99</td> <td>0.00</td> <td>379</td> <td>109</td> <td>PEAK</td> </tr> <tr> <td>3</td> <td>5700.49</td> <td>47.73</td> <td>105.34</td> <td>-57.61</td> <td>38.58</td> <td>33.50</td> <td>13.63</td> <td>37.98</td> <td>0.00</td> <td>379</td> <td>109</td> <td>PEAK</td> </tr> <tr> <td>4</td> <td>5720.06</td> <td>46.74</td> <td>110.94</td> <td>-64.20</td> <td>37.53</td> <td>33.54</td> <td>13.65</td> <td>37.98</td> <td>0.00</td> <td>379</td> <td>109</td> <td>PEAK</td> </tr> </tbody> </table>	Limit	Read	Ant	Cable	Preamp	Aux	Apos	Tpos	Remark	Freq	Level	Line Margin	Level	Factor	Loss Factor	Factor	Factor		MHz	dBuV/m	dBuV/m	dB	dBuV	dB/m	dB	dB	cm	1	5629.00	48.39	68.20	-19.81	39.84	33.02	13.53	38.00	0.00	379	109	PEAK	2	5650.03	48.13	68.22	-20.09	39.46	33.10	13.56	37.99	0.00	379	109	PEAK	3	5700.49	47.73	105.34	-57.61	38.58	33.50	13.63	37.98	0.00	379	109	PEAK	4	5720.06	46.74	110.94	-64.20	37.53	33.54	13.65	37.98	0.00	379	109	PEAK	 <p>Site : 03CH20-HY Condition: PEAK(UNII)_3m HF_91200_02360_231030 VERTICAL : RBW:1000.000kHz VBW:3000.000kHz SWT:Auto</p> <table border="1"> <thead> <tr> <th>Limit</th> <th>Read</th> <th>Ant</th> <th>Cable</th> <th>Preamp</th> <th>Aux</th> <th>Apos</th> <th>Tpos</th> <th>Remark</th> </tr> <tr> <th>Freq</th> <th>Level</th> <th>Line Margin</th> <th>Level</th> <th>Factor</th> <th>Loss Factor</th> <th>Factor</th> <th>Factor</th> <th></th> </tr> <tr> <th>MHz</th> <th>dBuV/m</th> <th>dBuV/m</th> <th>dB</th> <th>dBuV</th> <th>dB/m</th> <th>dB</th> <th>dB</th> <th>cm</th> </tr> </thead> <tbody> <tr> <td>1</td> <td>5745.00</td> <td>102.04</td> <td>-----</td> <td>-----</td> <td>92.73</td> <td>33.59</td> <td>13.69</td> <td>37.97</td> <td>0.00</td> <td>379</td> <td>109</td> <td>PEAK</td> </tr> </tbody> </table>	Limit	Read	Ant	Cable	Preamp	Aux	Apos	Tpos	Remark	Freq	Level	Line Margin	Level	Factor	Loss Factor	Factor	Factor		MHz	dBuV/m	dBuV/m	dB	dBuV	dB/m	dB	dB	cm	1	5745.00	102.04	-----	-----	92.73	33.59	13.69	37.97	0.00	379	109	PEAK
Limit	Read	Ant	Cable	Preamp	Aux	Apos	Tpos	Remark																																																																																																																	
Freq	Level	Line Margin	Level	Factor	Loss Factor	Factor	Factor																																																																																																																		
MHz	dBuV/m	dBuV/m	dB	dBuV	dB/m	dB	dB	cm																																																																																																																	
1	5629.00	48.39	68.20	-19.81	39.84	33.02	13.53	38.00	0.00	379	109	PEAK																																																																																																													
2	5650.03	48.13	68.22	-20.09	39.46	33.10	13.56	37.99	0.00	379	109	PEAK																																																																																																													
3	5700.49	47.73	105.34	-57.61	38.58	33.50	13.63	37.98	0.00	379	109	PEAK																																																																																																													
4	5720.06	46.74	110.94	-64.20	37.53	33.54	13.65	37.98	0.00	379	109	PEAK																																																																																																													
Limit	Read	Ant	Cable	Preamp	Aux	Apos	Tpos	Remark																																																																																																																	
Freq	Level	Line Margin	Level	Factor	Loss Factor	Factor	Factor																																																																																																																		
MHz	dBuV/m	dBuV/m	dB	dBuV	dB/m	dB	dB	cm																																																																																																																	
1	5745.00	102.04	-----	-----	92.73	33.59	13.69	37.97	0.00	379	109	PEAK																																																																																																													
Avg	Blank	 <p>Site : 03CH20-HY Condition: AVG_54 3m HF_91200_02360_231030 VERTICAL : RBW:1000.000kHz VBW:0.750kHz SWT:Auto</p> <table border="1"> <thead> <tr> <th>Limit</th> <th>Read</th> <th>Ant</th> <th>Cable</th> <th>Preamp</th> <th>Aux</th> <th>Apos</th> <th>Tpos</th> <th>Remark</th> </tr> <tr> <th>Freq</th> <th>Level</th> <th>Line Margin</th> <th>Level</th> <th>Factor</th> <th>Loss Factor</th> <th>Factor</th> <th>Factor</th> <th></th> </tr> <tr> <th>MHz</th> <th>dBuV/m</th> <th>dBuV/m</th> <th>dB</th> <th>dBuV</th> <th>dB/m</th> <th>dB</th> <th>dB</th> <th>cm</th> </tr> </thead> <tbody> <tr> <td>1</td> <td>5745.00</td> <td>95.13</td> <td>-----</td> <td>-----</td> <td>85.82</td> <td>33.59</td> <td>13.69</td> <td>37.97</td> <td>0.00</td> <td>379</td> <td>109</td> <td>AVERAGE</td> </tr> </tbody> </table>	Limit	Read	Ant	Cable	Preamp	Aux	Apos	Tpos	Remark	Freq	Level	Line Margin	Level	Factor	Loss Factor	Factor	Factor		MHz	dBuV/m	dBuV/m	dB	dBuV	dB/m	dB	dB	cm	1	5745.00	95.13	-----	-----	85.82	33.59	13.69	37.97	0.00	379	109	AVERAGE																																																																															
Limit	Read	Ant	Cable	Preamp	Aux	Apos	Tpos	Remark																																																																																																																	
Freq	Level	Line Margin	Level	Factor	Loss Factor	Factor	Factor																																																																																																																		
MHz	dBuV/m	dBuV/m	dB	dBuV	dB/m	dB	dB	cm																																																																																																																	
1	5745.00	95.13	-----	-----	85.82	33.59	13.69	37.97	0.00	379	109	AVERAGE																																																																																																													

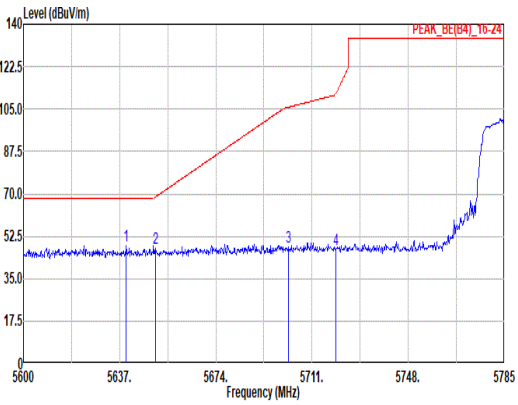
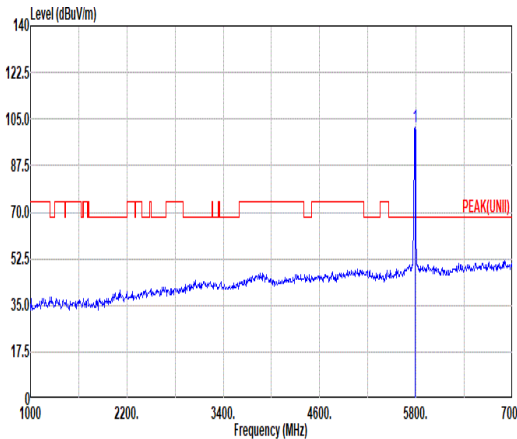
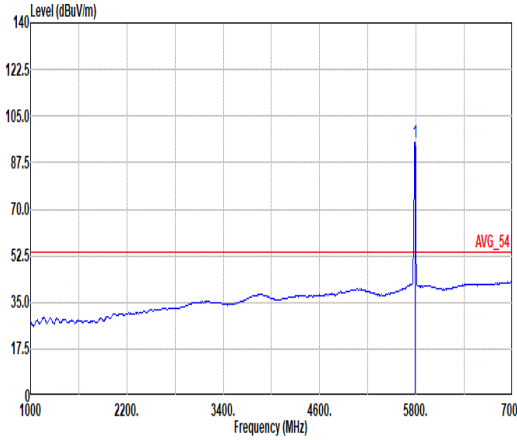


Mode	1																																																																																																																											
	Harmonic																																																																																																																											
	U-NII-3_5.725-5.85_802.11a_CH149_5745MHz																																																																																																																											
ANT	1																																																																																																																											
Pol.	Horizontal	Vertical																																																																																																																										
Peak Avg	<p>Site : 03CH20-HY Condition: PEAK(UNII) 3m HF_91200_02360_231030 HORIZONTAL</p> <table border="1"> <thead> <tr> <th>Limit</th> <th>Read</th> <th>Ant</th> <th>Cable</th> <th>Preamp</th> <th>Aux</th> <th>APos</th> <th>TPos</th> <th>Remark</th> </tr> <tr> <th>Freq</th> <th>Level</th> <th>Line Margin</th> <th>Level</th> <th>Factor</th> <th>Loss Factor</th> <th>Factor</th> <th></th> <th></th> </tr> <tr> <th>MHz</th> <th>dBuV/m</th> <th>dBuV/m</th> <th>dB</th> <th>dBuV</th> <th>dB/m</th> <th>dB</th> <th>dB</th> <th>cm</th> <th>deg</th> </tr> </thead> <tbody> <tr> <td>1 11490.00</td> <td>51.40</td> <td>74.00</td> <td>-22.60</td> <td>35.03</td> <td>39.08</td> <td>19.46</td> <td>42.64</td> <td>0.47</td> <td>255</td> <td>52 PEAK</td> </tr> <tr> <td>2 11490.00</td> <td>41.46</td> <td>54.00</td> <td>-12.54</td> <td>25.09</td> <td>39.08</td> <td>19.46</td> <td>42.64</td> <td>0.47</td> <td>255</td> <td>52 Average</td> </tr> <tr> <td>3 17235.00</td> <td>53.24</td> <td>68.20</td> <td>-14.96</td> <td>35.16</td> <td>38.27</td> <td>24.06</td> <td>44.77</td> <td>0.52</td> <td>--</td> <td>-- PEAK</td> </tr> </tbody> </table>	Limit	Read	Ant	Cable	Preamp	Aux	APos	TPos	Remark	Freq	Level	Line Margin	Level	Factor	Loss Factor	Factor			MHz	dBuV/m	dBuV/m	dB	dBuV	dB/m	dB	dB	cm	deg	1 11490.00	51.40	74.00	-22.60	35.03	39.08	19.46	42.64	0.47	255	52 PEAK	2 11490.00	41.46	54.00	-12.54	25.09	39.08	19.46	42.64	0.47	255	52 Average	3 17235.00	53.24	68.20	-14.96	35.16	38.27	24.06	44.77	0.52	--	-- PEAK	<p>Site : 03CH20-HY Condition: PEAK(UNII) 3m HF_91200_02360_231030 VERTICAL</p> <table border="1"> <thead> <tr> <th>Limit</th> <th>Read</th> <th>Ant</th> <th>Cable</th> <th>Preamp</th> <th>Aux</th> <th>APos</th> <th>TPos</th> <th>Remark</th> </tr> <tr> <th>Freq</th> <th>Level</th> <th>Line Margin</th> <th>Level</th> <th>Factor</th> <th>Loss Factor</th> <th>Factor</th> <th></th> <th></th> </tr> <tr> <th>MHz</th> <th>dBuV/m</th> <th>dBuV/m</th> <th>dB</th> <th>dBuV</th> <th>dB/m</th> <th>dB</th> <th>dB</th> <th>cm</th> <th>deg</th> </tr> </thead> <tbody> <tr> <td>1 11490.00</td> <td>52.09</td> <td>74.00</td> <td>-21.91</td> <td>35.72</td> <td>39.08</td> <td>19.46</td> <td>42.64</td> <td>0.47</td> <td>105</td> <td>175 PEAK</td> </tr> <tr> <td>2 11490.00</td> <td>41.40</td> <td>54.00</td> <td>-12.60</td> <td>25.03</td> <td>39.08</td> <td>19.46</td> <td>42.64</td> <td>0.47</td> <td>105</td> <td>175 Average</td> </tr> <tr> <td>3 17235.00</td> <td>52.45</td> <td>68.20</td> <td>-15.75</td> <td>34.37</td> <td>38.27</td> <td>24.06</td> <td>44.77</td> <td>0.52</td> <td>--</td> <td>-- PEAK</td> </tr> </tbody> </table>	Limit	Read	Ant	Cable	Preamp	Aux	APos	TPos	Remark	Freq	Level	Line Margin	Level	Factor	Loss Factor	Factor			MHz	dBuV/m	dBuV/m	dB	dBuV	dB/m	dB	dB	cm	deg	1 11490.00	52.09	74.00	-21.91	35.72	39.08	19.46	42.64	0.47	105	175 PEAK	2 11490.00	41.40	54.00	-12.60	25.03	39.08	19.46	42.64	0.47	105	175 Average	3 17235.00	52.45	68.20	-15.75	34.37	38.27	24.06	44.77	0.52	--	-- PEAK
	Limit	Read	Ant	Cable	Preamp	Aux	APos	TPos	Remark																																																																																																																			
Freq	Level	Line Margin	Level	Factor	Loss Factor	Factor																																																																																																																						
MHz	dBuV/m	dBuV/m	dB	dBuV	dB/m	dB	dB	cm	deg																																																																																																																			
1 11490.00	51.40	74.00	-22.60	35.03	39.08	19.46	42.64	0.47	255	52 PEAK																																																																																																																		
2 11490.00	41.46	54.00	-12.54	25.09	39.08	19.46	42.64	0.47	255	52 Average																																																																																																																		
3 17235.00	53.24	68.20	-14.96	35.16	38.27	24.06	44.77	0.52	--	-- PEAK																																																																																																																		
Limit	Read	Ant	Cable	Preamp	Aux	APos	TPos	Remark																																																																																																																				
Freq	Level	Line Margin	Level	Factor	Loss Factor	Factor																																																																																																																						
MHz	dBuV/m	dBuV/m	dB	dBuV	dB/m	dB	dB	cm	deg																																																																																																																			
1 11490.00	52.09	74.00	-21.91	35.72	39.08	19.46	42.64	0.47	105	175 PEAK																																																																																																																		
2 11490.00	41.40	54.00	-12.60	25.03	39.08	19.46	42.64	0.47	105	175 Average																																																																																																																		
3 17235.00	52.45	68.20	-15.75	34.37	38.27	24.06	44.77	0.52	--	-- PEAK																																																																																																																		



	1	
Mode	Harmonic	
	U-NII-3_5.725-5.85_802.11a_CH149_5745MHz	
ANT	1	
Pol.	Horizontal	Vertical
14.47G ~14.5G Avg	<p>Site : 03CH20-HY Condition: AVG_54 3m HF_91280_02360_231030 HORIZONTAL</p>	<p>Site : 03CH20-HY Condition: AVG_54 3m HF_91280_02360_231030 VERTICAL</p>
17.7G ~18G Avg	<p>Site : 03CH20-HY Condition: AVG_54 3m HF_91280_02360_231030 HORIZONTAL</p>	<p>Site : 03CH20-HY Condition: AVG_54 3m HF_91280_02360_231030 VERTICAL</p>



Mode	2																																																																																																																										
	Band Edge - L																																																																																																																										
	U-NII-3_5.725-5.85_802.11a_CH157_5785MHz																																																																																																																										
ANT	1																																																																																																																										
Pol.	Horizontal	Fundamental																																																																																																																									
Peak	 <p>Site : 03CH20-HY Condition: PEAK_BE(B4)_16-24 3m HF_91200_02360_231030 HORIZONTAL : RBW:1000.000kHz VBW:3000.000kHz SWT:Auto</p> <table border="1"> <thead> <tr> <th>Limit</th> <th>Read</th> <th>Ant</th> <th>Cable</th> <th>Preamp</th> <th>Aux</th> <th>Apos</th> <th>Tpos</th> <th>Remark</th> </tr> <tr> <th>Freq</th> <th>Level</th> <th>Line Margin</th> <th>Level</th> <th>Factor</th> <th>Loss Factor</th> <th>Factor</th> <th></th> <th></th> </tr> <tr> <th>MHz</th> <th>dBuV/m</th> <th>dBuV/m</th> <th>dB</th> <th>dBuV</th> <th>dB/m</th> <th>dB</th> <th>dB</th> <th>cm</th> <th>deg</th> </tr> </thead> <tbody> <tr> <td>1</td> <td>5639.59</td> <td>48.00</td> <td>68.20</td> <td>-19.40</td> <td>40.20</td> <td>33.06</td> <td>13.54</td> <td>30.00</td> <td>0.00</td> <td>100</td> <td>68</td> <td>PEAK</td> </tr> <tr> <td>2</td> <td>5650.69</td> <td>47.64</td> <td>68.71</td> <td>-21.07</td> <td>38.96</td> <td>33.11</td> <td>13.56</td> <td>37.99</td> <td>0.00</td> <td>100</td> <td>68</td> <td>PEAK</td> </tr> <tr> <td>3</td> <td>5701.94</td> <td>48.32</td> <td>105.74</td> <td>-57.42</td> <td>39.17</td> <td>33.50</td> <td>13.63</td> <td>37.98</td> <td>0.00</td> <td>100</td> <td>68</td> <td>PEAK</td> </tr> <tr> <td>4</td> <td>5720.25</td> <td>47.20</td> <td>111.37</td> <td>-64.17</td> <td>37.99</td> <td>33.54</td> <td>13.65</td> <td>37.98</td> <td>0.00</td> <td>100</td> <td>68</td> <td>PEAK</td> </tr> </tbody> </table>	Limit	Read	Ant	Cable	Preamp	Aux	Apos	Tpos	Remark	Freq	Level	Line Margin	Level	Factor	Loss Factor	Factor			MHz	dBuV/m	dBuV/m	dB	dBuV	dB/m	dB	dB	cm	deg	1	5639.59	48.00	68.20	-19.40	40.20	33.06	13.54	30.00	0.00	100	68	PEAK	2	5650.69	47.64	68.71	-21.07	38.96	33.11	13.56	37.99	0.00	100	68	PEAK	3	5701.94	48.32	105.74	-57.42	39.17	33.50	13.63	37.98	0.00	100	68	PEAK	4	5720.25	47.20	111.37	-64.17	37.99	33.54	13.65	37.98	0.00	100	68	PEAK	 <p>Site : 03CH20-HY Condition: PEAK(UNII) 3m HF_91200_02360_231030 HORIZONTAL : RBW:1000.000kHz VBW:3000.000kHz SWT:Auto</p> <table border="1"> <thead> <tr> <th>Limit</th> <th>Read</th> <th>Ant</th> <th>Cable</th> <th>Preamp</th> <th>Aux</th> <th>Apos</th> <th>Tpos</th> <th>Remark</th> </tr> <tr> <th>Freq</th> <th>Level</th> <th>Line Margin</th> <th>Level</th> <th>Factor</th> <th>Loss Factor</th> <th>Factor</th> <th></th> <th></th> </tr> <tr> <th>MHz</th> <th>dBuV/m</th> <th>dBuV/m</th> <th>dB</th> <th>dBuV</th> <th>dB/m</th> <th>dB</th> <th>dB</th> <th>cm</th> <th>deg</th> </tr> </thead> <tbody> <tr> <td>1</td> <td>5785.00</td> <td>101.93</td> <td>-----</td> <td>-----</td> <td>92.32</td> <td>33.83</td> <td>13.74</td> <td>37.96</td> <td>0.00</td> <td>100</td> <td>68</td> <td>PEAK</td> </tr> </tbody> </table>	Limit	Read	Ant	Cable	Preamp	Aux	Apos	Tpos	Remark	Freq	Level	Line Margin	Level	Factor	Loss Factor	Factor			MHz	dBuV/m	dBuV/m	dB	dBuV	dB/m	dB	dB	cm	deg	1	5785.00	101.93	-----	-----	92.32	33.83	13.74	37.96	0.00	100	68	PEAK
Limit	Read	Ant	Cable	Preamp	Aux	Apos	Tpos	Remark																																																																																																																			
Freq	Level	Line Margin	Level	Factor	Loss Factor	Factor																																																																																																																					
MHz	dBuV/m	dBuV/m	dB	dBuV	dB/m	dB	dB	cm	deg																																																																																																																		
1	5639.59	48.00	68.20	-19.40	40.20	33.06	13.54	30.00	0.00	100	68	PEAK																																																																																																															
2	5650.69	47.64	68.71	-21.07	38.96	33.11	13.56	37.99	0.00	100	68	PEAK																																																																																																															
3	5701.94	48.32	105.74	-57.42	39.17	33.50	13.63	37.98	0.00	100	68	PEAK																																																																																																															
4	5720.25	47.20	111.37	-64.17	37.99	33.54	13.65	37.98	0.00	100	68	PEAK																																																																																																															
Limit	Read	Ant	Cable	Preamp	Aux	Apos	Tpos	Remark																																																																																																																			
Freq	Level	Line Margin	Level	Factor	Loss Factor	Factor																																																																																																																					
MHz	dBuV/m	dBuV/m	dB	dBuV	dB/m	dB	dB	cm	deg																																																																																																																		
1	5785.00	101.93	-----	-----	92.32	33.83	13.74	37.96	0.00	100	68	PEAK																																																																																																															
Avg	Blank	 <p>Site : 03CH20-HY Condition: AVG_54 3m HF_91200_02360_231030 HORIZONTAL : RBW:1000.000kHz VBW:0.750kHz SWT:Auto</p> <table border="1"> <thead> <tr> <th>Limit</th> <th>Read</th> <th>Ant</th> <th>Cable</th> <th>Preamp</th> <th>Aux</th> <th>Apos</th> <th>Tpos</th> <th>Remark</th> </tr> <tr> <th>Freq</th> <th>Level</th> <th>Line Margin</th> <th>Level</th> <th>Factor</th> <th>Loss Factor</th> <th>Factor</th> <th></th> <th></th> </tr> <tr> <th>MHz</th> <th>dBuV/m</th> <th>dBuV/m</th> <th>dB</th> <th>dBuV</th> <th>dB/m</th> <th>dB</th> <th>dB</th> <th>cm</th> <th>deg</th> </tr> </thead> <tbody> <tr> <td>1</td> <td>5785.00</td> <td>95.27</td> <td>-----</td> <td>-----</td> <td>85.70</td> <td>33.79</td> <td>13.74</td> <td>37.96</td> <td>0.00</td> <td>100</td> <td>68</td> <td>AVERAGE</td> </tr> </tbody> </table>	Limit	Read	Ant	Cable	Preamp	Aux	Apos	Tpos	Remark	Freq	Level	Line Margin	Level	Factor	Loss Factor	Factor			MHz	dBuV/m	dBuV/m	dB	dBuV	dB/m	dB	dB	cm	deg	1	5785.00	95.27	-----	-----	85.70	33.79	13.74	37.96	0.00	100	68	AVERAGE																																																																																
Limit	Read	Ant	Cable	Preamp	Aux	Apos	Tpos	Remark																																																																																																																			
Freq	Level	Line Margin	Level	Factor	Loss Factor	Factor																																																																																																																					
MHz	dBuV/m	dBuV/m	dB	dBuV	dB/m	dB	dB	cm	deg																																																																																																																		
1	5785.00	95.27	-----	-----	85.70	33.79	13.74	37.96	0.00	100	68	AVERAGE																																																																																																															



Mode	2																																																																															
	Band Edge - R																																																																															
	U-NII-3_5.725-5.85_802.11a_CH157_5785MHz																																																																															
ANT	1																																																																															
Pol.	Horizontal	Fundamental																																																																														
Peak	<p>Site : 03CH20-HY Condition: PEAK_BE(B4)_16-24 3m HF_91200_02360_231030 HORIZONTAL : RBW:1000.000kHz VBW:3000.000kHz SWT:Auto</p> <table border="1"> <thead> <tr> <th>Peak</th> <th>Freq</th> <th>Level</th> <th>Limit</th> <th>Line Margin</th> <th>Read Level</th> <th>Ant Factor</th> <th>Cable Loss</th> <th>Preamp Factor</th> <th>Aux Factor</th> <th>APos</th> <th>TPos</th> <th>Remark</th> </tr> <tr> <th></th> <th>MHz</th> <th>dBuV/m</th> <th>dBuV/m</th> <th>dB</th> <th>dBuV</th> <th>dB/m</th> <th>dB</th> <th>dB</th> <th>dB</th> <th>cm</th> <th>deg</th> <th></th> </tr> </thead> <tbody> <tr> <td>1</td> <td>5854.96</td> <td>47.20</td> <td>110.09</td> <td>-63.69</td> <td>37.27</td> <td>34.02</td> <td>13.85</td> <td>37.94</td> <td>0.00</td> <td>100</td> <td>68</td> <td>PEAK</td> </tr> <tr> <td>2</td> <td>5869.32</td> <td>49.33</td> <td>106.79</td> <td>-57.46</td> <td>39.32</td> <td>34.08</td> <td>13.87</td> <td>37.94</td> <td>0.00</td> <td>100</td> <td>68</td> <td>PEAK</td> </tr> <tr> <td>3</td> <td>5922.94</td> <td>48.36</td> <td>69.72</td> <td>-21.36</td> <td>38.08</td> <td>34.25</td> <td>13.96</td> <td>37.93</td> <td>0.00</td> <td>100</td> <td>68</td> <td>PEAK</td> </tr> <tr> <td>4</td> <td>5931.19</td> <td>48.43</td> <td>68.20</td> <td>-19.77</td> <td>38.13</td> <td>34.26</td> <td>13.97</td> <td>37.93</td> <td>0.00</td> <td>100</td> <td>68</td> <td>PEAK</td> </tr> </tbody> </table>	Peak	Freq	Level	Limit	Line Margin	Read Level	Ant Factor	Cable Loss	Preamp Factor	Aux Factor	APos	TPos	Remark		MHz	dBuV/m	dBuV/m	dB	dBuV	dB/m	dB	dB	dB	cm	deg		1	5854.96	47.20	110.09	-63.69	37.27	34.02	13.85	37.94	0.00	100	68	PEAK	2	5869.32	49.33	106.79	-57.46	39.32	34.08	13.87	37.94	0.00	100	68	PEAK	3	5922.94	48.36	69.72	-21.36	38.08	34.25	13.96	37.93	0.00	100	68	PEAK	4	5931.19	48.43	68.20	-19.77	38.13	34.26	13.97	37.93	0.00	100	68	PEAK	Blank
Peak	Freq	Level	Limit	Line Margin	Read Level	Ant Factor	Cable Loss	Preamp Factor	Aux Factor	APos	TPos	Remark																																																																				
	MHz	dBuV/m	dBuV/m	dB	dBuV	dB/m	dB	dB	dB	cm	deg																																																																					
1	5854.96	47.20	110.09	-63.69	37.27	34.02	13.85	37.94	0.00	100	68	PEAK																																																																				
2	5869.32	49.33	106.79	-57.46	39.32	34.08	13.87	37.94	0.00	100	68	PEAK																																																																				
3	5922.94	48.36	69.72	-21.36	38.08	34.25	13.96	37.93	0.00	100	68	PEAK																																																																				
4	5931.19	48.43	68.20	-19.77	38.13	34.26	13.97	37.93	0.00	100	68	PEAK																																																																				



Mode	2																																																																																		
	Band Edge - L																																																																																		
	U-NII-3_5.725-5.85_802.11a_CH157_5785MHz																																																																																		
ANT	1																																																																																		
Pol.	Vertical	Fundamental																																																																																	
Peak	<p>Site : 03CH20-HY Condition: PEAK_BE(B4)_16-24 3m HF_91200_02360_231030 VERTICAL : RBW:1000.000kHz VBW:3000.000kHz SWT:Auto</p> <table border="1"> <thead> <tr> <th>Limit</th> <th>Read</th> <th>Ant</th> <th>Cable</th> <th>Preamp</th> <th>Aux</th> <th>APos</th> <th>TPos</th> <th>Remark</th> </tr> <tr> <th>Freq Level Line Margin</th> <th>Level</th> <th>Factor</th> <th>Loss</th> <th>Factor</th> <th>Factor</th> <th>dB</th> <th>cm</th> <th>deg</th> </tr> </thead> <tbody> <tr> <td>1 5626.64 48.25 68.20 -19.95</td> <td>39.71</td> <td>33.01</td> <td>13.53</td> <td>38.00</td> <td>0.00</td> <td>100</td> <td>137</td> <td>PEAK</td> </tr> <tr> <td>2 5650.14 45.93 68.30 -22.37</td> <td>37.26</td> <td>33.10</td> <td>13.56</td> <td>37.99</td> <td>0.00</td> <td>100</td> <td>137</td> <td>PEAK</td> </tr> <tr> <td>3 5700.64 47.05 105.38 -58.33</td> <td>37.90</td> <td>33.50</td> <td>13.63</td> <td>37.98</td> <td>0.00</td> <td>100</td> <td>137</td> <td>PEAK</td> </tr> <tr> <td>4 5720.25 48.79 111.37 -62.58</td> <td>39.58</td> <td>33.54</td> <td>13.65</td> <td>37.98</td> <td>0.00</td> <td>100</td> <td>137</td> <td>PEAK</td> </tr> </tbody> </table>	Limit	Read	Ant	Cable	Preamp	Aux	APos	TPos	Remark	Freq Level Line Margin	Level	Factor	Loss	Factor	Factor	dB	cm	deg	1 5626.64 48.25 68.20 -19.95	39.71	33.01	13.53	38.00	0.00	100	137	PEAK	2 5650.14 45.93 68.30 -22.37	37.26	33.10	13.56	37.99	0.00	100	137	PEAK	3 5700.64 47.05 105.38 -58.33	37.90	33.50	13.63	37.98	0.00	100	137	PEAK	4 5720.25 48.79 111.37 -62.58	39.58	33.54	13.65	37.98	0.00	100	137	PEAK	<p>Site : 03CH20-HY Condition: PEAK(UNI) 3m HF_91200_02360_231030 VERTICAL : RBW:1000.000kHz VBW:3000.000kHz SWT:Auto</p> <table border="1"> <thead> <tr> <th>Limit</th> <th>Read</th> <th>Ant</th> <th>Cable</th> <th>Preamp</th> <th>Aux</th> <th>APos</th> <th>TPos</th> <th>Remark</th> </tr> <tr> <th>Freq Level Line Margin</th> <th>Level</th> <th>Factor</th> <th>Loss</th> <th>Factor</th> <th>Factor</th> <th>dB</th> <th>cm</th> <th>deg</th> </tr> </thead> <tbody> <tr> <td>1 5785.00 100.93</td> <td>91.32</td> <td>33.83</td> <td>13.74</td> <td>37.96</td> <td>0.00</td> <td>100</td> <td>137</td> <td>PEAK</td> </tr> </tbody> </table>	Limit	Read	Ant	Cable	Preamp	Aux	APos	TPos	Remark	Freq Level Line Margin	Level	Factor	Loss	Factor	Factor	dB	cm	deg	1 5785.00 100.93	91.32	33.83	13.74	37.96	0.00	100	137	PEAK
Limit	Read	Ant	Cable	Preamp	Aux	APos	TPos	Remark																																																																											
Freq Level Line Margin	Level	Factor	Loss	Factor	Factor	dB	cm	deg																																																																											
1 5626.64 48.25 68.20 -19.95	39.71	33.01	13.53	38.00	0.00	100	137	PEAK																																																																											
2 5650.14 45.93 68.30 -22.37	37.26	33.10	13.56	37.99	0.00	100	137	PEAK																																																																											
3 5700.64 47.05 105.38 -58.33	37.90	33.50	13.63	37.98	0.00	100	137	PEAK																																																																											
4 5720.25 48.79 111.37 -62.58	39.58	33.54	13.65	37.98	0.00	100	137	PEAK																																																																											
Limit	Read	Ant	Cable	Preamp	Aux	APos	TPos	Remark																																																																											
Freq Level Line Margin	Level	Factor	Loss	Factor	Factor	dB	cm	deg																																																																											
1 5785.00 100.93	91.32	33.83	13.74	37.96	0.00	100	137	PEAK																																																																											
Avg	Blank	<p>Site : 03CH20-HY Condition: AVG_54 3m HF_91200_02360_231030 VERTICAL : RBW:1000.000kHz VBW:0.750kHz SWT:Auto</p> <table border="1"> <thead> <tr> <th>Limit</th> <th>Read</th> <th>Ant</th> <th>Cable</th> <th>Preamp</th> <th>Aux</th> <th>APos</th> <th>TPos</th> <th>Remark</th> </tr> <tr> <th>Freq Level Line Margin</th> <th>Level</th> <th>Factor</th> <th>Loss</th> <th>Factor</th> <th>Factor</th> <th>dB</th> <th>cm</th> <th>deg</th> </tr> </thead> <tbody> <tr> <td>1 5785.00 94.06</td> <td>84.45</td> <td>33.83</td> <td>13.74</td> <td>37.96</td> <td>0.00</td> <td>100</td> <td>137</td> <td>AVERAGE</td> </tr> </tbody> </table>	Limit	Read	Ant	Cable	Preamp	Aux	APos	TPos	Remark	Freq Level Line Margin	Level	Factor	Loss	Factor	Factor	dB	cm	deg	1 5785.00 94.06	84.45	33.83	13.74	37.96	0.00	100	137	AVERAGE																																																						
Limit	Read	Ant	Cable	Preamp	Aux	APos	TPos	Remark																																																																											
Freq Level Line Margin	Level	Factor	Loss	Factor	Factor	dB	cm	deg																																																																											
1 5785.00 94.06	84.45	33.83	13.74	37.96	0.00	100	137	AVERAGE																																																																											



Mode	2																																																																															
	Band Edge - R																																																																															
	U-NII-3_5.725-5.85_802.11a_CH157_5785MHz																																																																															
ANT	1																																																																															
Pol.	Vertical	Fundamental																																																																														
Peak	<p>Site : 03CH20-HY Condition: PEAK_BE(B4)_16-24 3m HF_91200_02360_231030 VERTICAL : RBW:1000.000kHz VBW:3000.000kHz SWT:Auto</p> <table border="1"> <thead> <tr> <th>Peak</th> <th>Freq</th> <th>Level</th> <th>Limit</th> <th>Line Margin</th> <th>Read Level</th> <th>Ant Factor</th> <th>Cable Loss</th> <th>Preamp Factor</th> <th>Aux Factor</th> <th>APos</th> <th>TPos</th> <th>Remark</th> </tr> <tr> <th></th> <th>MHz</th> <th>dBuV/m</th> <th>dBuV/m</th> <th>dB</th> <th>dBuV</th> <th>dB/m</th> <th>dB</th> <th>dB</th> <th>dB</th> <th>cm</th> <th>deg</th> <th></th> </tr> </thead> <tbody> <tr> <td>1</td> <td>5854.96</td> <td>47.66</td> <td>110.09</td> <td>-63.23</td> <td>37.73</td> <td>34.02</td> <td>13.85</td> <td>37.94</td> <td>0.00</td> <td>100</td> <td>137</td> <td>PEAK</td> </tr> <tr> <td>2</td> <td>5872.29</td> <td>48.57</td> <td>105.96</td> <td>-57.39</td> <td>38.54</td> <td>34.09</td> <td>13.88</td> <td>37.94</td> <td>0.00</td> <td>100</td> <td>137</td> <td>PEAK</td> </tr> <tr> <td>3</td> <td>5923.93</td> <td>48.65</td> <td>68.99</td> <td>-20.34</td> <td>38.37</td> <td>34.25</td> <td>13.96</td> <td>37.93</td> <td>0.00</td> <td>100</td> <td>137</td> <td>PEAK</td> </tr> <tr> <td>4</td> <td>5936.80</td> <td>48.99</td> <td>68.20</td> <td>-19.21</td> <td>38.67</td> <td>34.27</td> <td>13.98</td> <td>37.93</td> <td>0.00</td> <td>100</td> <td>137</td> <td>PEAK</td> </tr> </tbody> </table>	Peak	Freq	Level	Limit	Line Margin	Read Level	Ant Factor	Cable Loss	Preamp Factor	Aux Factor	APos	TPos	Remark		MHz	dBuV/m	dBuV/m	dB	dBuV	dB/m	dB	dB	dB	cm	deg		1	5854.96	47.66	110.09	-63.23	37.73	34.02	13.85	37.94	0.00	100	137	PEAK	2	5872.29	48.57	105.96	-57.39	38.54	34.09	13.88	37.94	0.00	100	137	PEAK	3	5923.93	48.65	68.99	-20.34	38.37	34.25	13.96	37.93	0.00	100	137	PEAK	4	5936.80	48.99	68.20	-19.21	38.67	34.27	13.98	37.93	0.00	100	137	PEAK	Blank
Peak	Freq	Level	Limit	Line Margin	Read Level	Ant Factor	Cable Loss	Preamp Factor	Aux Factor	APos	TPos	Remark																																																																				
	MHz	dBuV/m	dBuV/m	dB	dBuV	dB/m	dB	dB	dB	cm	deg																																																																					
1	5854.96	47.66	110.09	-63.23	37.73	34.02	13.85	37.94	0.00	100	137	PEAK																																																																				
2	5872.29	48.57	105.96	-57.39	38.54	34.09	13.88	37.94	0.00	100	137	PEAK																																																																				
3	5923.93	48.65	68.99	-20.34	38.37	34.25	13.96	37.93	0.00	100	137	PEAK																																																																				
4	5936.80	48.99	68.20	-19.21	38.67	34.27	13.98	37.93	0.00	100	137	PEAK																																																																				



Mode	2																																																																																																																																							
	Harmonic																																																																																																																																							
	U-NII-3_5.725-5.85_802.11a_CH157_5785MHz																																																																																																																																							
ANT	1																																																																																																																																							
Pol.	Horizontal	Vertical																																																																																																																																						
Peak Avg	<p>Site : 03CH20-HY Condition: PEAK(UNII) 3m HF_91200_02360_231030 HORIZONTAL</p> <table border="1"> <thead> <tr> <th>Limit</th> <th>Read</th> <th>Ant</th> <th>Cable</th> <th>Preamp</th> <th>Aux</th> <th>APos</th> <th>TPos</th> <th>Remark</th> </tr> <tr> <th>Freq</th> <th>Level</th> <th>Line Margin</th> <th>Level</th> <th>Factor</th> <th>Loss Factor</th> <th>Factor</th> <th></th> <th></th> </tr> <tr> <th>MHz</th> <th>dBuV/m</th> <th>dBuV/m</th> <th>dB</th> <th>dBuV</th> <th>dB/m</th> <th>dB</th> <th>dB</th> <th>cm</th> <th>deg</th> </tr> </thead> <tbody> <tr> <td>1</td> <td>11570.00</td> <td>51.22</td> <td>74.00</td> <td>-22.78</td> <td>35.11</td> <td>38.82</td> <td>19.53</td> <td>42.71</td> <td>0.47</td> <td>245</td> <td>21</td> <td>PEAK</td> </tr> <tr> <td>2</td> <td>11570.00</td> <td>41.18</td> <td>54.00</td> <td>-12.82</td> <td>25.07</td> <td>38.82</td> <td>19.53</td> <td>42.71</td> <td>0.47</td> <td>245</td> <td>21</td> <td>Average</td> </tr> <tr> <td>3</td> <td>17355.00</td> <td>52.16</td> <td>68.20</td> <td>-16.04</td> <td>34.05</td> <td>38.33</td> <td>24.14</td> <td>44.88</td> <td>0.52</td> <td>--</td> <td>--</td> <td>PEAK</td> </tr> </tbody> </table>	Limit	Read	Ant	Cable	Preamp	Aux	APos	TPos	Remark	Freq	Level	Line Margin	Level	Factor	Loss Factor	Factor			MHz	dBuV/m	dBuV/m	dB	dBuV	dB/m	dB	dB	cm	deg	1	11570.00	51.22	74.00	-22.78	35.11	38.82	19.53	42.71	0.47	245	21	PEAK	2	11570.00	41.18	54.00	-12.82	25.07	38.82	19.53	42.71	0.47	245	21	Average	3	17355.00	52.16	68.20	-16.04	34.05	38.33	24.14	44.88	0.52	--	--	PEAK	<p>Site : 03CH20-HY Condition: PEAK(UNII) 3m HF_91200_02360_231030 VERTICAL</p> <table border="1"> <thead> <tr> <th>Limit</th> <th>Read</th> <th>Ant</th> <th>Cable</th> <th>Preamp</th> <th>Aux</th> <th>APos</th> <th>TPos</th> <th>Remark</th> </tr> <tr> <th>Freq</th> <th>Level</th> <th>Line Margin</th> <th>Level</th> <th>Factor</th> <th>Loss Factor</th> <th>Factor</th> <th></th> <th></th> </tr> <tr> <th>MHz</th> <th>dBuV/m</th> <th>dBuV/m</th> <th>dB</th> <th>dBuV</th> <th>dB/m</th> <th>dB</th> <th>dB</th> <th>cm</th> <th>deg</th> </tr> </thead> <tbody> <tr> <td>1</td> <td>11570.00</td> <td>51.31</td> <td>74.00</td> <td>-22.69</td> <td>35.20</td> <td>38.82</td> <td>19.53</td> <td>42.71</td> <td>0.47</td> <td>154</td> <td>205</td> <td>PEAK</td> </tr> <tr> <td>2</td> <td>11570.00</td> <td>41.12</td> <td>54.00</td> <td>-12.88</td> <td>25.01</td> <td>38.82</td> <td>19.53</td> <td>42.71</td> <td>0.47</td> <td>154</td> <td>205</td> <td>Average</td> </tr> <tr> <td>3</td> <td>17355.00</td> <td>52.52</td> <td>68.20</td> <td>-15.68</td> <td>34.41</td> <td>38.33</td> <td>24.14</td> <td>44.88</td> <td>0.52</td> <td>--</td> <td>--</td> <td>PEAK</td> </tr> </tbody> </table>	Limit	Read	Ant	Cable	Preamp	Aux	APos	TPos	Remark	Freq	Level	Line Margin	Level	Factor	Loss Factor	Factor			MHz	dBuV/m	dBuV/m	dB	dBuV	dB/m	dB	dB	cm	deg	1	11570.00	51.31	74.00	-22.69	35.20	38.82	19.53	42.71	0.47	154	205	PEAK	2	11570.00	41.12	54.00	-12.88	25.01	38.82	19.53	42.71	0.47	154	205	Average	3	17355.00	52.52	68.20	-15.68	34.41	38.33	24.14	44.88	0.52	--	--	PEAK
	Limit	Read	Ant	Cable	Preamp	Aux	APos	TPos	Remark																																																																																																																															
Freq	Level	Line Margin	Level	Factor	Loss Factor	Factor																																																																																																																																		
MHz	dBuV/m	dBuV/m	dB	dBuV	dB/m	dB	dB	cm	deg																																																																																																																															
1	11570.00	51.22	74.00	-22.78	35.11	38.82	19.53	42.71	0.47	245	21	PEAK																																																																																																																												
2	11570.00	41.18	54.00	-12.82	25.07	38.82	19.53	42.71	0.47	245	21	Average																																																																																																																												
3	17355.00	52.16	68.20	-16.04	34.05	38.33	24.14	44.88	0.52	--	--	PEAK																																																																																																																												
Limit	Read	Ant	Cable	Preamp	Aux	APos	TPos	Remark																																																																																																																																
Freq	Level	Line Margin	Level	Factor	Loss Factor	Factor																																																																																																																																		
MHz	dBuV/m	dBuV/m	dB	dBuV	dB/m	dB	dB	cm	deg																																																																																																																															
1	11570.00	51.31	74.00	-22.69	35.20	38.82	19.53	42.71	0.47	154	205	PEAK																																																																																																																												
2	11570.00	41.12	54.00	-12.88	25.01	38.82	19.53	42.71	0.47	154	205	Average																																																																																																																												
3	17355.00	52.52	68.20	-15.68	34.41	38.33	24.14	44.88	0.52	--	--	PEAK																																																																																																																												



	2	
Mode	Harmonic	
	U-NII-3_5.725-5.85_802.11a_CH157_5785MHz	
ANT	1	
Pol.	Horizontal	Vertical
14.47G ~14.5G Avg	<p>Site : 03CH20-HY Condition: AVG_54 3m HF_91280_02360_231030 HORIZONTAL</p>	<p>Site : 03CH20-HY Condition: AVG_54 3m HF_91280_02360_231030 VERTICAL</p>
17.7G ~18G Avg	<p>Site : 03CH20-HY Condition: AVG_54 3m HF_91280_02360_231030 HORIZONTAL</p>	<p>Site : 03CH20-HY Condition: AVG_54 3m HF_91280_02360_231030 VERTICAL</p>



Mode	3																																																																																																									
	Band Edge																																																																																																									
	U-NII-3_5.725-5.85_802.11a_CH165_5825MHz																																																																																																									
ANT	1																																																																																																									
Pol.	Horizontal	Fundamental																																																																																																								
Peak	<p>Site : 03CH20-HY Condition: PEAK_BE(B4)_16-24 3m HF_91200_02360_231030 HORIZONTAL : RBW:1000.000kHz VBW:3000.000kHz SWT:Auto</p> <table border="1"> <thead> <tr> <th></th> <th>Limit</th> <th>Read</th> <th>Ant</th> <th>Cable</th> <th>Preamp</th> <th>Aux</th> <th>APos</th> <th>TPos</th> <th>Remark</th> </tr> <tr> <th>MHz</th> <th>dBuV/m</th> <th>dBuV/m</th> <th>dB</th> <th>dBuV</th> <th>dB/m</th> <th>dB</th> <th>dB</th> <th>cm</th> <th>deg</th> </tr> </thead> <tbody> <tr> <td>1</td> <td>5854.80</td> <td>47.59</td> <td>111.00</td> <td>-63.49</td> <td>37.66</td> <td>34.02</td> <td>13.85</td> <td>37.94</td> <td>0.00</td> <td>60</td> <td>PEAK</td> </tr> <tr> <td>2</td> <td>5874.63</td> <td>48.70</td> <td>105.30</td> <td>-56.60</td> <td>38.66</td> <td>34.10</td> <td>13.88</td> <td>37.94</td> <td>0.00</td> <td>100</td> <td>60</td> <td>PEAK</td> </tr> <tr> <td>3</td> <td>5925.00</td> <td>47.65</td> <td>68.20</td> <td>-20.55</td> <td>37.37</td> <td>34.25</td> <td>13.96</td> <td>37.93</td> <td>0.00</td> <td>100</td> <td>60</td> <td>PEAK</td> </tr> <tr> <td>4</td> <td>5948.50</td> <td>49.07</td> <td>68.20</td> <td>-19.13</td> <td>38.69</td> <td>34.30</td> <td>14.00</td> <td>37.92</td> <td>0.00</td> <td>100</td> <td>60</td> <td>PEAK</td> </tr> </tbody> </table>		Limit	Read	Ant	Cable	Preamp	Aux	APos	TPos	Remark	MHz	dBuV/m	dBuV/m	dB	dBuV	dB/m	dB	dB	cm	deg	1	5854.80	47.59	111.00	-63.49	37.66	34.02	13.85	37.94	0.00	60	PEAK	2	5874.63	48.70	105.30	-56.60	38.66	34.10	13.88	37.94	0.00	100	60	PEAK	3	5925.00	47.65	68.20	-20.55	37.37	34.25	13.96	37.93	0.00	100	60	PEAK	4	5948.50	49.07	68.20	-19.13	38.69	34.30	14.00	37.92	0.00	100	60	PEAK	<p>Site : 03CH20-HY Condition: PEAK(UNII) 3m HF_91200_02360_231030 HORIZONTAL : RBW:1000.000kHz VBW:3000.000kHz SWT:Auto</p> <table border="1"> <thead> <tr> <th></th> <th>Limit</th> <th>Read</th> <th>Ant</th> <th>Cable</th> <th>Preamp</th> <th>Aux</th> <th>APos</th> <th>TPos</th> <th>Remark</th> </tr> <tr> <th>MHz</th> <th>dBuV/m</th> <th>dBuV/m</th> <th>dB</th> <th>dBuV</th> <th>dB/m</th> <th>dB</th> <th>dB</th> <th>cm</th> <th>deg</th> </tr> </thead> <tbody> <tr> <td>1</td> <td>5825.00</td> <td>100.01</td> <td>-----</td> <td>-----</td> <td>90.21</td> <td>33.95</td> <td>13.80</td> <td>37.95</td> <td>0.00</td> <td>100</td> <td>60</td> <td>PEAK</td> </tr> </tbody> </table>		Limit	Read	Ant	Cable	Preamp	Aux	APos	TPos	Remark	MHz	dBuV/m	dBuV/m	dB	dBuV	dB/m	dB	dB	cm	deg	1	5825.00	100.01	-----	-----	90.21	33.95	13.80	37.95	0.00	100	60	PEAK
	Limit	Read	Ant	Cable	Preamp	Aux	APos	TPos	Remark																																																																																																	
MHz	dBuV/m	dBuV/m	dB	dBuV	dB/m	dB	dB	cm	deg																																																																																																	
1	5854.80	47.59	111.00	-63.49	37.66	34.02	13.85	37.94	0.00	60	PEAK																																																																																															
2	5874.63	48.70	105.30	-56.60	38.66	34.10	13.88	37.94	0.00	100	60	PEAK																																																																																														
3	5925.00	47.65	68.20	-20.55	37.37	34.25	13.96	37.93	0.00	100	60	PEAK																																																																																														
4	5948.50	49.07	68.20	-19.13	38.69	34.30	14.00	37.92	0.00	100	60	PEAK																																																																																														
	Limit	Read	Ant	Cable	Preamp	Aux	APos	TPos	Remark																																																																																																	
MHz	dBuV/m	dBuV/m	dB	dBuV	dB/m	dB	dB	cm	deg																																																																																																	
1	5825.00	100.01	-----	-----	90.21	33.95	13.80	37.95	0.00	100	60	PEAK																																																																																														
Avg	Blank	<p>Site : 03CH20-HY Condition: AVG_54 3m HF_91200_02360_231030 HORIZONTAL : RBW:1000.000kHz VBW:0.750kHz SWT:Auto</p> <table border="1"> <thead> <tr> <th></th> <th>Limit</th> <th>Read</th> <th>Ant</th> <th>Cable</th> <th>Preamp</th> <th>Aux</th> <th>APos</th> <th>TPos</th> <th>Remark</th> </tr> <tr> <th>MHz</th> <th>dBuV/m</th> <th>dBuV/m</th> <th>dB</th> <th>dBuV</th> <th>dB/m</th> <th>dB</th> <th>dB</th> <th>cm</th> <th>deg</th> </tr> </thead> <tbody> <tr> <td>1</td> <td>5825.00</td> <td>93.76</td> <td>-----</td> <td>-----</td> <td>83.96</td> <td>33.95</td> <td>13.80</td> <td>37.95</td> <td>0.00</td> <td>100</td> <td>60</td> <td>AVERAGE</td> </tr> </tbody> </table>		Limit	Read	Ant	Cable	Preamp	Aux	APos	TPos	Remark	MHz	dBuV/m	dBuV/m	dB	dBuV	dB/m	dB	dB	cm	deg	1	5825.00	93.76	-----	-----	83.96	33.95	13.80	37.95	0.00	100	60	AVERAGE																																																																							
	Limit	Read	Ant	Cable	Preamp	Aux	APos	TPos	Remark																																																																																																	
MHz	dBuV/m	dBuV/m	dB	dBuV	dB/m	dB	dB	cm	deg																																																																																																	
1	5825.00	93.76	-----	-----	83.96	33.95	13.80	37.95	0.00	100	60	AVERAGE																																																																																														



Mode	3																																																																																																										
	Band Edge																																																																																																										
	U-NII-3_5.725-5.85_802.11a_CH165_5825MHz																																																																																																										
ANT	1																																																																																																										
Pol.	Vertical	Fundamental																																																																																																									
Peak	<p>Site : 03CH20-HY Condition: PEAK_BE(B4)_16-24 3m HF_91200_02360_231030 VERTICAL : RBW:1000.000kHz VBW:3000.000kHz SWT:Auto</p> <table border="1"> <thead> <tr> <th></th> <th>Limit</th> <th>Read</th> <th>Ant</th> <th>Cable</th> <th>Preamp</th> <th>Aux</th> <th>APos</th> <th>TPos</th> <th>Remark</th> </tr> <tr> <th>Freq</th> <th>Level</th> <th>Line Margin</th> <th>Level</th> <th>Factor</th> <th>Loss Factor</th> <th>Factor</th> <th>dB</th> <th>cm</th> <th>deg</th> </tr> </thead> <tbody> <tr> <td>1</td> <td>5855.00</td> <td>47.38</td> <td>110.00</td> <td>-63.42</td> <td>37.45</td> <td>34.02</td> <td>13.85</td> <td>37.94</td> <td>0.00</td> <td>100</td> <td>139</td> <td>PEAK</td> </tr> <tr> <td>2</td> <td>5874.75</td> <td>49.00</td> <td>105.27</td> <td>-56.27</td> <td>38.96</td> <td>34.10</td> <td>13.88</td> <td>37.94</td> <td>0.00</td> <td>100</td> <td>139</td> <td>PEAK</td> </tr> <tr> <td>3</td> <td>5924.88</td> <td>48.51</td> <td>68.29</td> <td>-19.78</td> <td>38.23</td> <td>34.25</td> <td>13.96</td> <td>37.93</td> <td>0.00</td> <td>100</td> <td>139</td> <td>PEAK</td> </tr> <tr> <td>4</td> <td>5926.00</td> <td>48.87</td> <td>68.20</td> <td>-19.33</td> <td>38.59</td> <td>34.25</td> <td>13.96</td> <td>37.93</td> <td>0.00</td> <td>100</td> <td>139</td> <td>PEAK</td> </tr> </tbody> </table>		Limit	Read	Ant	Cable	Preamp	Aux	APos	TPos	Remark	Freq	Level	Line Margin	Level	Factor	Loss Factor	Factor	dB	cm	deg	1	5855.00	47.38	110.00	-63.42	37.45	34.02	13.85	37.94	0.00	100	139	PEAK	2	5874.75	49.00	105.27	-56.27	38.96	34.10	13.88	37.94	0.00	100	139	PEAK	3	5924.88	48.51	68.29	-19.78	38.23	34.25	13.96	37.93	0.00	100	139	PEAK	4	5926.00	48.87	68.20	-19.33	38.59	34.25	13.96	37.93	0.00	100	139	PEAK	<p>Site : 03CH20-HY Condition: PEAK(UNII) 3m HF_91200_02360_231030 VERTICAL : RBW:1000.000kHz VBW:3000.000kHz SWT:Auto</p> <table border="1"> <thead> <tr> <th></th> <th>Limit</th> <th>Read</th> <th>Ant</th> <th>Cable</th> <th>Preamp</th> <th>Aux</th> <th>APos</th> <th>TPos</th> <th>Remark</th> </tr> <tr> <th>Freq</th> <th>Level</th> <th>Line Margin</th> <th>Level</th> <th>Factor</th> <th>Loss Factor</th> <th>Factor</th> <th>dB</th> <th>cm</th> <th>deg</th> </tr> </thead> <tbody> <tr> <td>1</td> <td>5825.00</td> <td>101.52</td> <td>-----</td> <td>-----</td> <td>91.72</td> <td>33.95</td> <td>13.80</td> <td>37.95</td> <td>0.00</td> <td>100</td> <td>139</td> <td>PEAK</td> </tr> </tbody> </table>		Limit	Read	Ant	Cable	Preamp	Aux	APos	TPos	Remark	Freq	Level	Line Margin	Level	Factor	Loss Factor	Factor	dB	cm	deg	1	5825.00	101.52	-----	-----	91.72	33.95	13.80	37.95	0.00	100	139	PEAK
	Limit	Read	Ant	Cable	Preamp	Aux	APos	TPos	Remark																																																																																																		
Freq	Level	Line Margin	Level	Factor	Loss Factor	Factor	dB	cm	deg																																																																																																		
1	5855.00	47.38	110.00	-63.42	37.45	34.02	13.85	37.94	0.00	100	139	PEAK																																																																																															
2	5874.75	49.00	105.27	-56.27	38.96	34.10	13.88	37.94	0.00	100	139	PEAK																																																																																															
3	5924.88	48.51	68.29	-19.78	38.23	34.25	13.96	37.93	0.00	100	139	PEAK																																																																																															
4	5926.00	48.87	68.20	-19.33	38.59	34.25	13.96	37.93	0.00	100	139	PEAK																																																																																															
	Limit	Read	Ant	Cable	Preamp	Aux	APos	TPos	Remark																																																																																																		
Freq	Level	Line Margin	Level	Factor	Loss Factor	Factor	dB	cm	deg																																																																																																		
1	5825.00	101.52	-----	-----	91.72	33.95	13.80	37.95	0.00	100	139	PEAK																																																																																															
Avg	Blank	<p>Site : 03CH20-HY Condition: AVG_54 3m HF_91200_02360_231030 VERTICAL : RBW:1000.000kHz VBW:0.750kHz SWT:Auto</p> <table border="1"> <thead> <tr> <th></th> <th>Limit</th> <th>Read</th> <th>Ant</th> <th>Cable</th> <th>Preamp</th> <th>Aux</th> <th>APos</th> <th>TPos</th> <th>Remark</th> </tr> <tr> <th>Freq</th> <th>Level</th> <th>Line Margin</th> <th>Level</th> <th>Factor</th> <th>Loss Factor</th> <th>Factor</th> <th>dB</th> <th>cm</th> <th>deg</th> </tr> </thead> <tbody> <tr> <td>1</td> <td>5825.00</td> <td>94.38</td> <td>-----</td> <td>-----</td> <td>84.58</td> <td>33.95</td> <td>13.80</td> <td>37.95</td> <td>0.00</td> <td>100</td> <td>139</td> <td>AVERAGE</td> </tr> </tbody> </table>		Limit	Read	Ant	Cable	Preamp	Aux	APos	TPos	Remark	Freq	Level	Line Margin	Level	Factor	Loss Factor	Factor	dB	cm	deg	1	5825.00	94.38	-----	-----	84.58	33.95	13.80	37.95	0.00	100	139	AVERAGE																																																																								
	Limit	Read	Ant	Cable	Preamp	Aux	APos	TPos	Remark																																																																																																		
Freq	Level	Line Margin	Level	Factor	Loss Factor	Factor	dB	cm	deg																																																																																																		
1	5825.00	94.38	-----	-----	84.58	33.95	13.80	37.95	0.00	100	139	AVERAGE																																																																																															



Mode	3																																																																																																																																							
	Harmonic																																																																																																																																							
	U-NII-3_5.725-5.85_802.11a_CH165_5825MHz																																																																																																																																							
ANT	1																																																																																																																																							
Pol.	Horizontal	Vertical																																																																																																																																						
Peak Avg	<p>Site : 03CH20-HY Condition: PEAK(UNII) 3m HF_91200_02360_231030 HORIZONTAL</p> <table border="1"> <thead> <tr> <th>Limit</th> <th>Read</th> <th>Ant</th> <th>Cable</th> <th>Preamp</th> <th>Aux</th> <th>APos</th> <th>TPos</th> <th>Remark</th> </tr> <tr> <th>Freq</th> <th>Level</th> <th>Line Margin</th> <th>Level</th> <th>Factor</th> <th>Loss Factor</th> <th>Factor</th> <th></th> <th></th> </tr> <tr> <th>MHz</th> <th>dBuV/m</th> <th>dBuV/m</th> <th>dB</th> <th>dBuV</th> <th>dB/m</th> <th>dB</th> <th>dB</th> <th>cm</th> <th>deg</th> </tr> </thead> <tbody> <tr> <td>1</td> <td>11650.00</td> <td>51.63</td> <td>74.00</td> <td>-22.37</td> <td>35.75</td> <td>38.60</td> <td>19.60</td> <td>42.78</td> <td>0.46</td> <td>195</td> <td>21</td> <td>PEAK</td> </tr> <tr> <td>2</td> <td>11650.00</td> <td>40.96</td> <td>54.00</td> <td>-13.04</td> <td>25.08</td> <td>38.60</td> <td>19.60</td> <td>42.78</td> <td>0.46</td> <td>195</td> <td>21</td> <td>Average</td> </tr> <tr> <td>3</td> <td>17475.00</td> <td>53.14</td> <td>68.20</td> <td>-15.06</td> <td>34.78</td> <td>38.60</td> <td>24.22</td> <td>44.99</td> <td>0.53</td> <td>--</td> <td>--</td> <td>PEAK</td> </tr> </tbody> </table>	Limit	Read	Ant	Cable	Preamp	Aux	APos	TPos	Remark	Freq	Level	Line Margin	Level	Factor	Loss Factor	Factor			MHz	dBuV/m	dBuV/m	dB	dBuV	dB/m	dB	dB	cm	deg	1	11650.00	51.63	74.00	-22.37	35.75	38.60	19.60	42.78	0.46	195	21	PEAK	2	11650.00	40.96	54.00	-13.04	25.08	38.60	19.60	42.78	0.46	195	21	Average	3	17475.00	53.14	68.20	-15.06	34.78	38.60	24.22	44.99	0.53	--	--	PEAK	<p>Site : 03CH20-HY Condition: PEAK(UNII) 3m HF_91200_02360_231030 VERTICAL</p> <table border="1"> <thead> <tr> <th>Limit</th> <th>Read</th> <th>Ant</th> <th>Cable</th> <th>Preamp</th> <th>Aux</th> <th>APos</th> <th>TPos</th> <th>Remark</th> </tr> <tr> <th>Freq</th> <th>Level</th> <th>Line Margin</th> <th>Level</th> <th>Factor</th> <th>Loss Factor</th> <th>Factor</th> <th></th> <th></th> </tr> <tr> <th>MHz</th> <th>dBuV/m</th> <th>dBuV/m</th> <th>dB</th> <th>dBuV</th> <th>dB/m</th> <th>dB</th> <th>dB</th> <th>cm</th> <th>deg</th> </tr> </thead> <tbody> <tr> <td>1</td> <td>11650.00</td> <td>51.41</td> <td>74.00</td> <td>-22.59</td> <td>35.53</td> <td>38.60</td> <td>19.60</td> <td>42.78</td> <td>0.46</td> <td>122</td> <td>154</td> <td>PEAK</td> </tr> <tr> <td>2</td> <td>11650.00</td> <td>41.06</td> <td>54.00</td> <td>-12.94</td> <td>25.18</td> <td>38.60</td> <td>19.60</td> <td>42.78</td> <td>0.46</td> <td>122</td> <td>154</td> <td>Average</td> </tr> <tr> <td>3</td> <td>17475.00</td> <td>53.17</td> <td>68.20</td> <td>-15.03</td> <td>34.81</td> <td>38.60</td> <td>24.22</td> <td>44.99</td> <td>0.53</td> <td>--</td> <td>--</td> <td>PEAK</td> </tr> </tbody> </table>	Limit	Read	Ant	Cable	Preamp	Aux	APos	TPos	Remark	Freq	Level	Line Margin	Level	Factor	Loss Factor	Factor			MHz	dBuV/m	dBuV/m	dB	dBuV	dB/m	dB	dB	cm	deg	1	11650.00	51.41	74.00	-22.59	35.53	38.60	19.60	42.78	0.46	122	154	PEAK	2	11650.00	41.06	54.00	-12.94	25.18	38.60	19.60	42.78	0.46	122	154	Average	3	17475.00	53.17	68.20	-15.03	34.81	38.60	24.22	44.99	0.53	--	--	PEAK
	Limit	Read	Ant	Cable	Preamp	Aux	APos	TPos	Remark																																																																																																																															
Freq	Level	Line Margin	Level	Factor	Loss Factor	Factor																																																																																																																																		
MHz	dBuV/m	dBuV/m	dB	dBuV	dB/m	dB	dB	cm	deg																																																																																																																															
1	11650.00	51.63	74.00	-22.37	35.75	38.60	19.60	42.78	0.46	195	21	PEAK																																																																																																																												
2	11650.00	40.96	54.00	-13.04	25.08	38.60	19.60	42.78	0.46	195	21	Average																																																																																																																												
3	17475.00	53.14	68.20	-15.06	34.78	38.60	24.22	44.99	0.53	--	--	PEAK																																																																																																																												
Limit	Read	Ant	Cable	Preamp	Aux	APos	TPos	Remark																																																																																																																																
Freq	Level	Line Margin	Level	Factor	Loss Factor	Factor																																																																																																																																		
MHz	dBuV/m	dBuV/m	dB	dBuV	dB/m	dB	dB	cm	deg																																																																																																																															
1	11650.00	51.41	74.00	-22.59	35.53	38.60	19.60	42.78	0.46	122	154	PEAK																																																																																																																												
2	11650.00	41.06	54.00	-12.94	25.18	38.60	19.60	42.78	0.46	122	154	Average																																																																																																																												
3	17475.00	53.17	68.20	-15.03	34.81	38.60	24.22	44.99	0.53	--	--	PEAK																																																																																																																												



	3	
Mode	Harmonic	
	U-NII-3_5.725-5.85_802.11a_CH165_5825MHz	
ANT	1	
Pol.	Horizontal	Vertical
14.47G ~14.5G Avg	<p>Site : 03CH20-HY Condition: AVG_54 3m HF_91280_02360_231030 HORIZONTAL</p>	<p>Site : 03CH20-HY Condition: AVG_54 3m HF_91280_02360_231030 VERTICAL</p>
17.7G ~18G Avg	<p>Site : 03CH20-HY Condition: AVG_54 3m HF_91280_02360_231030 HORIZONTAL</p>	<p>Site : 03CH20-HY Condition: AVG_54 3m HF_91280_02360_231030 VERTICAL</p>



Mode	4																																																																																																	
	Band Edge																																																																																																	
	U-NII-3_5.725-5.85_802.11n_HT20_CH149_5745MHz																																																																																																	
ANT	1																																																																																																	
Pol.	Horizontal	Fundamental																																																																																																
Peak	<p>Site : 03CH20-HY Condition: PEAK_BE(B4)_16-24 3m HF_91200_02360_231030 HORIZONTAL : RBW:1000.000kHz VBW:3000.000kHz SWT:Auto</p> <table border="1"> <thead> <tr> <th>Limit</th> <th>Read</th> <th>Ant</th> <th>Cable</th> <th>Preamp</th> <th>Aux</th> <th>APos</th> <th>TPos</th> <th>Remark</th> </tr> <tr> <th>Freq Level Line Margin</th> <th>Level</th> <th>Factor</th> <th>Loss</th> <th>Factor</th> <th>Factor</th> <th>Factor</th> <th>cm</th> <th>deg</th> </tr> </thead> <tbody> <tr> <td>1 5642.49</td> <td>48.46</td> <td>68.20</td> <td>-19.74</td> <td>39.84</td> <td>33.07</td> <td>13.55</td> <td>38.00</td> <td>0.00</td> <td>100</td> <td>71</td> <td>PEAK</td> </tr> <tr> <td>2 5650.46</td> <td>47.15</td> <td>68.54</td> <td>-21.39</td> <td>38.48</td> <td>33.10</td> <td>13.56</td> <td>37.99</td> <td>0.00</td> <td>100</td> <td>71</td> <td>PEAK</td> </tr> <tr> <td>3 5700.05</td> <td>48.42</td> <td>105.21</td> <td>-56.79</td> <td>39.27</td> <td>33.50</td> <td>13.63</td> <td>37.98</td> <td>0.00</td> <td>100</td> <td>71</td> <td>PEAK</td> </tr> <tr> <td>4 5720.06</td> <td>48.58</td> <td>110.94</td> <td>-62.36</td> <td>39.37</td> <td>33.54</td> <td>13.65</td> <td>37.98</td> <td>0.00</td> <td>100</td> <td>71</td> <td>PEAK</td> </tr> </tbody> </table>	Limit	Read	Ant	Cable	Preamp	Aux	APos	TPos	Remark	Freq Level Line Margin	Level	Factor	Loss	Factor	Factor	Factor	cm	deg	1 5642.49	48.46	68.20	-19.74	39.84	33.07	13.55	38.00	0.00	100	71	PEAK	2 5650.46	47.15	68.54	-21.39	38.48	33.10	13.56	37.99	0.00	100	71	PEAK	3 5700.05	48.42	105.21	-56.79	39.27	33.50	13.63	37.98	0.00	100	71	PEAK	4 5720.06	48.58	110.94	-62.36	39.37	33.54	13.65	37.98	0.00	100	71	PEAK	<p>Site : 03CH20-HY Condition: PEAK(UNI) 3m HF_91200_02360_231030 HORIZONTAL : RBW:1000.000kHz VBW:3000.000kHz SWT:Auto</p> <table border="1"> <thead> <tr> <th>Limit</th> <th>Read</th> <th>Ant</th> <th>Cable</th> <th>Preamp</th> <th>Aux</th> <th>APos</th> <th>TPos</th> <th>Remark</th> </tr> <tr> <th>Freq Level Line Margin</th> <th>Level</th> <th>Factor</th> <th>Loss</th> <th>Factor</th> <th>Factor</th> <th>Factor</th> <th>cm</th> <th>deg</th> </tr> </thead> <tbody> <tr> <td>1 5745.00</td> <td>101.69</td> <td>-----</td> <td>-----</td> <td>92.40</td> <td>33.58</td> <td>13.68</td> <td>37.97</td> <td>0.00</td> <td>100</td> <td>71</td> <td>PEAK</td> </tr> </tbody> </table>	Limit	Read	Ant	Cable	Preamp	Aux	APos	TPos	Remark	Freq Level Line Margin	Level	Factor	Loss	Factor	Factor	Factor	cm	deg	1 5745.00	101.69	-----	-----	92.40	33.58	13.68	37.97	0.00	100	71	PEAK
Limit	Read	Ant	Cable	Preamp	Aux	APos	TPos	Remark																																																																																										
Freq Level Line Margin	Level	Factor	Loss	Factor	Factor	Factor	cm	deg																																																																																										
1 5642.49	48.46	68.20	-19.74	39.84	33.07	13.55	38.00	0.00	100	71	PEAK																																																																																							
2 5650.46	47.15	68.54	-21.39	38.48	33.10	13.56	37.99	0.00	100	71	PEAK																																																																																							
3 5700.05	48.42	105.21	-56.79	39.27	33.50	13.63	37.98	0.00	100	71	PEAK																																																																																							
4 5720.06	48.58	110.94	-62.36	39.37	33.54	13.65	37.98	0.00	100	71	PEAK																																																																																							
Limit	Read	Ant	Cable	Preamp	Aux	APos	TPos	Remark																																																																																										
Freq Level Line Margin	Level	Factor	Loss	Factor	Factor	Factor	cm	deg																																																																																										
1 5745.00	101.69	-----	-----	92.40	33.58	13.68	37.97	0.00	100	71	PEAK																																																																																							
Avg	Blank	<p>Site : 03CH20-HY Condition: AVG_54 3m HF_91200_02360_231030 HORIZONTAL : RBW:1000.000kHz VBW:0.820kHz SWT:Auto</p> <table border="1"> <thead> <tr> <th>Limit</th> <th>Read</th> <th>Ant</th> <th>Cable</th> <th>Preamp</th> <th>Aux</th> <th>APos</th> <th>TPos</th> <th>Remark</th> </tr> <tr> <th>Freq Level Line Margin</th> <th>Level</th> <th>Factor</th> <th>Loss</th> <th>Factor</th> <th>Factor</th> <th>Factor</th> <th>cm</th> <th>deg</th> </tr> </thead> <tbody> <tr> <td>1 5745.00</td> <td>94.41</td> <td>-----</td> <td>-----</td> <td>85.10</td> <td>33.59</td> <td>13.69</td> <td>37.97</td> <td>0.00</td> <td>100</td> <td>71</td> <td>AVERAGE</td> </tr> </tbody> </table>	Limit	Read	Ant	Cable	Preamp	Aux	APos	TPos	Remark	Freq Level Line Margin	Level	Factor	Loss	Factor	Factor	Factor	cm	deg	1 5745.00	94.41	-----	-----	85.10	33.59	13.69	37.97	0.00	100	71	AVERAGE																																																																		
Limit	Read	Ant	Cable	Preamp	Aux	APos	TPos	Remark																																																																																										
Freq Level Line Margin	Level	Factor	Loss	Factor	Factor	Factor	cm	deg																																																																																										
1 5745.00	94.41	-----	-----	85.10	33.59	13.69	37.97	0.00	100	71	AVERAGE																																																																																							



Mode	4																																																																																																																										
	Band Edge																																																																																																																										
	U-NII-3_5.725-5.85_802.11n HT20_CH149_5745MHz																																																																																																																										
ANT	1																																																																																																																										
Pol.	Vertical	Fundamental																																																																																																																									
Peak	<p>Site : 03CH20-HY Condition: PEAK_BE(B4)_16-24 3m HF_91200_02360_231030 VERTICAL : RBW:1000.000kHz VBW:3000.000kHz SWT:Auto</p> <table border="1"> <thead> <tr> <th>Limit</th> <th>Read</th> <th>Ant</th> <th>Cable</th> <th>Preamp</th> <th>Aux</th> <th>APos</th> <th>TPos</th> <th>Remark</th> </tr> <tr> <th>Freq</th> <th>Level</th> <th>Line Margin</th> <th>Level</th> <th>Factor</th> <th>Loss Factor</th> <th>Factor</th> <th></th> <th></th> </tr> <tr> <th>MHz</th> <th>dBuV/m</th> <th>dBuV/m</th> <th>dB</th> <th>dBuV</th> <th>dB/m</th> <th>dB</th> <th>dB</th> <th>cm</th> <th>deg</th> </tr> </thead> <tbody> <tr> <td>1</td> <td>5627.70</td> <td>47.78</td> <td>68.20</td> <td>-20.42</td> <td>39.24</td> <td>33.01</td> <td>13.53</td> <td>30.00</td> <td>0.00</td> <td>308</td> <td>242</td> <td>PEAK</td> </tr> <tr> <td>2</td> <td>5650.03</td> <td>46.46</td> <td>68.22</td> <td>-21.76</td> <td>37.79</td> <td>33.10</td> <td>13.56</td> <td>37.99</td> <td>0.00</td> <td>308</td> <td>242</td> <td>PEAK</td> </tr> <tr> <td>3</td> <td>5700.05</td> <td>47.47</td> <td>105.21</td> <td>-57.74</td> <td>38.32</td> <td>33.50</td> <td>13.63</td> <td>37.98</td> <td>0.00</td> <td>308</td> <td>242</td> <td>PEAK</td> </tr> <tr> <td>4</td> <td>5721.66</td> <td>52.31</td> <td>114.57</td> <td>-62.26</td> <td>43.10</td> <td>33.54</td> <td>13.65</td> <td>37.98</td> <td>0.00</td> <td>308</td> <td>242</td> <td>PEAK</td> </tr> </tbody> </table>	Limit	Read	Ant	Cable	Preamp	Aux	APos	TPos	Remark	Freq	Level	Line Margin	Level	Factor	Loss Factor	Factor			MHz	dBuV/m	dBuV/m	dB	dBuV	dB/m	dB	dB	cm	deg	1	5627.70	47.78	68.20	-20.42	39.24	33.01	13.53	30.00	0.00	308	242	PEAK	2	5650.03	46.46	68.22	-21.76	37.79	33.10	13.56	37.99	0.00	308	242	PEAK	3	5700.05	47.47	105.21	-57.74	38.32	33.50	13.63	37.98	0.00	308	242	PEAK	4	5721.66	52.31	114.57	-62.26	43.10	33.54	13.65	37.98	0.00	308	242	PEAK	<p>Site : 03CH20-HY Condition: PEAK(UNI) 3m HF_91200_02360_231030 VERTICAL : RBW:1000.000kHz VBW:3000.000kHz SWT:Auto</p> <table border="1"> <thead> <tr> <th>Limit</th> <th>Read</th> <th>Ant</th> <th>Cable</th> <th>Preamp</th> <th>Aux</th> <th>APos</th> <th>TPos</th> <th>Remark</th> </tr> <tr> <th>Freq</th> <th>Level</th> <th>Line Margin</th> <th>Level</th> <th>Factor</th> <th>Loss Factor</th> <th>Factor</th> <th></th> <th></th> </tr> <tr> <th>MHz</th> <th>dBuV/m</th> <th>dBuV/m</th> <th>dB</th> <th>dBuV</th> <th>dB/m</th> <th>dB</th> <th>dB</th> <th>cm</th> <th>deg</th> </tr> </thead> <tbody> <tr> <td>1</td> <td>5745.00</td> <td>101.18</td> <td>-----</td> <td>-----</td> <td>91.87</td> <td>33.59</td> <td>13.69</td> <td>37.97</td> <td>0.00</td> <td>308</td> <td>242</td> <td>PEAK</td> </tr> </tbody> </table>	Limit	Read	Ant	Cable	Preamp	Aux	APos	TPos	Remark	Freq	Level	Line Margin	Level	Factor	Loss Factor	Factor			MHz	dBuV/m	dBuV/m	dB	dBuV	dB/m	dB	dB	cm	deg	1	5745.00	101.18	-----	-----	91.87	33.59	13.69	37.97	0.00	308	242	PEAK
Limit	Read	Ant	Cable	Preamp	Aux	APos	TPos	Remark																																																																																																																			
Freq	Level	Line Margin	Level	Factor	Loss Factor	Factor																																																																																																																					
MHz	dBuV/m	dBuV/m	dB	dBuV	dB/m	dB	dB	cm	deg																																																																																																																		
1	5627.70	47.78	68.20	-20.42	39.24	33.01	13.53	30.00	0.00	308	242	PEAK																																																																																																															
2	5650.03	46.46	68.22	-21.76	37.79	33.10	13.56	37.99	0.00	308	242	PEAK																																																																																																															
3	5700.05	47.47	105.21	-57.74	38.32	33.50	13.63	37.98	0.00	308	242	PEAK																																																																																																															
4	5721.66	52.31	114.57	-62.26	43.10	33.54	13.65	37.98	0.00	308	242	PEAK																																																																																																															
Limit	Read	Ant	Cable	Preamp	Aux	APos	TPos	Remark																																																																																																																			
Freq	Level	Line Margin	Level	Factor	Loss Factor	Factor																																																																																																																					
MHz	dBuV/m	dBuV/m	dB	dBuV	dB/m	dB	dB	cm	deg																																																																																																																		
1	5745.00	101.18	-----	-----	91.87	33.59	13.69	37.97	0.00	308	242	PEAK																																																																																																															
Avg	Blank	<p>Site : 03CH20-HY Condition: AVG_54 3m HF_91200_02360_231030 VERTICAL : RBW:1000.000kHz VBW:0.820kHz SWT:Auto</p> <table border="1"> <thead> <tr> <th>Limit</th> <th>Read</th> <th>Ant</th> <th>Cable</th> <th>Preamp</th> <th>Aux</th> <th>APos</th> <th>TPos</th> <th>Remark</th> </tr> <tr> <th>Freq</th> <th>Level</th> <th>Line Margin</th> <th>Level</th> <th>Factor</th> <th>Loss Factor</th> <th>Factor</th> <th></th> <th></th> </tr> <tr> <th>MHz</th> <th>dBuV/m</th> <th>dBuV/m</th> <th>dB</th> <th>dBuV</th> <th>dB/m</th> <th>dB</th> <th>dB</th> <th>cm</th> <th>deg</th> </tr> </thead> <tbody> <tr> <td>1</td> <td>5745.00</td> <td>93.97</td> <td>-----</td> <td>-----</td> <td>84.66</td> <td>33.59</td> <td>13.69</td> <td>37.97</td> <td>0.00</td> <td>308</td> <td>242</td> <td>AVERAGE</td> </tr> </tbody> </table>	Limit	Read	Ant	Cable	Preamp	Aux	APos	TPos	Remark	Freq	Level	Line Margin	Level	Factor	Loss Factor	Factor			MHz	dBuV/m	dBuV/m	dB	dBuV	dB/m	dB	dB	cm	deg	1	5745.00	93.97	-----	-----	84.66	33.59	13.69	37.97	0.00	308	242	AVERAGE																																																																																
Limit	Read	Ant	Cable	Preamp	Aux	APos	TPos	Remark																																																																																																																			
Freq	Level	Line Margin	Level	Factor	Loss Factor	Factor																																																																																																																					
MHz	dBuV/m	dBuV/m	dB	dBuV	dB/m	dB	dB	cm	deg																																																																																																																		
1	5745.00	93.97	-----	-----	84.66	33.59	13.69	37.97	0.00	308	242	AVERAGE																																																																																																															



Mode	4																																																																																																																			
	Harmonic																																																																																																																			
	U-NII-3_5.725-5.85_802.11n HT20_CH149_5745MHz																																																																																																																			
ANT	1																																																																																																																			
Pol.	Horizontal	Vertical																																																																																																																		
Peak Avg	<p>Site : 03CH20-HY Condition: PEAK(UNII) 3m HF_91200_02360_231030 HORIZONTAL</p> <table border="1"> <thead> <tr> <th>Limit</th> <th>Read</th> <th>Ant</th> <th>Cable</th> <th>Preamp</th> <th>Aux</th> <th>APos</th> <th>TPos</th> <th>Remark</th> </tr> <tr> <th>Freq</th> <th>Level</th> <th>Line</th> <th>Margin</th> <th>Level</th> <th>Factor</th> <th>Loss</th> <th>Factor</th> <th>Factor</th> </tr> <tr> <th>MHz</th> <th>dBuV/m</th> <th>dBuV/m</th> <th>dB</th> <th>dBuV</th> <th>dB/m</th> <th>dB</th> <th>dB</th> <th>dB</th> </tr> </thead> <tbody> <tr> <td>1 11490.00</td> <td>51.71</td> <td>74.00</td> <td>-22.29</td> <td>35.34</td> <td>39.08</td> <td>19.46</td> <td>42.64</td> <td>0.47</td> <td>227 336 PEAK</td> </tr> <tr> <td>2 11490.00</td> <td>41.57</td> <td>54.00</td> <td>-12.43</td> <td>25.20</td> <td>39.08</td> <td>19.46</td> <td>42.64</td> <td>0.47</td> <td>227 336 Average</td> </tr> <tr> <td>3 17235.00</td> <td>53.10</td> <td>68.20</td> <td>-15.10</td> <td>35.02</td> <td>38.27</td> <td>24.06</td> <td>44.77</td> <td>0.52</td> <td>-- -- PEAK</td> </tr> </tbody> </table>	Limit	Read	Ant	Cable	Preamp	Aux	APos	TPos	Remark	Freq	Level	Line	Margin	Level	Factor	Loss	Factor	Factor	MHz	dBuV/m	dBuV/m	dB	dBuV	dB/m	dB	dB	dB	1 11490.00	51.71	74.00	-22.29	35.34	39.08	19.46	42.64	0.47	227 336 PEAK	2 11490.00	41.57	54.00	-12.43	25.20	39.08	19.46	42.64	0.47	227 336 Average	3 17235.00	53.10	68.20	-15.10	35.02	38.27	24.06	44.77	0.52	-- -- PEAK	<p>Site : 03CH20-HY Condition: PEAK(UNII) 3m HF_91200_02360_231030 VERTICAL</p> <table border="1"> <thead> <tr> <th>Limit</th> <th>Read</th> <th>Ant</th> <th>Cable</th> <th>Preamp</th> <th>Aux</th> <th>APos</th> <th>TPos</th> <th>Remark</th> </tr> <tr> <th>Freq</th> <th>Level</th> <th>Line</th> <th>Margin</th> <th>Level</th> <th>Factor</th> <th>Loss</th> <th>Factor</th> <th>Factor</th> </tr> <tr> <th>MHz</th> <th>dBuV/m</th> <th>dBuV/m</th> <th>dB</th> <th>dBuV</th> <th>dB/m</th> <th>dB</th> <th>dB</th> <th>dB</th> </tr> </thead> <tbody> <tr> <td>1 11490.00</td> <td>51.59</td> <td>74.00</td> <td>-22.41</td> <td>35.22</td> <td>39.08</td> <td>19.46</td> <td>42.64</td> <td>0.47</td> <td>117 125 PEAK</td> </tr> <tr> <td>2 11490.00</td> <td>41.50</td> <td>54.00</td> <td>-12.50</td> <td>25.13</td> <td>39.08</td> <td>19.46</td> <td>42.64</td> <td>0.47</td> <td>117 125 Average</td> </tr> <tr> <td>3 17235.00</td> <td>53.56</td> <td>68.20</td> <td>-14.64</td> <td>35.48</td> <td>38.27</td> <td>24.06</td> <td>44.77</td> <td>0.52</td> <td>-- -- PEAK</td> </tr> </tbody> </table>	Limit	Read	Ant	Cable	Preamp	Aux	APos	TPos	Remark	Freq	Level	Line	Margin	Level	Factor	Loss	Factor	Factor	MHz	dBuV/m	dBuV/m	dB	dBuV	dB/m	dB	dB	dB	1 11490.00	51.59	74.00	-22.41	35.22	39.08	19.46	42.64	0.47	117 125 PEAK	2 11490.00	41.50	54.00	-12.50	25.13	39.08	19.46	42.64	0.47	117 125 Average	3 17235.00	53.56	68.20	-14.64	35.48	38.27	24.06	44.77	0.52	-- -- PEAK
	Limit	Read	Ant	Cable	Preamp	Aux	APos	TPos	Remark																																																																																																											
Freq	Level	Line	Margin	Level	Factor	Loss	Factor	Factor																																																																																																												
MHz	dBuV/m	dBuV/m	dB	dBuV	dB/m	dB	dB	dB																																																																																																												
1 11490.00	51.71	74.00	-22.29	35.34	39.08	19.46	42.64	0.47	227 336 PEAK																																																																																																											
2 11490.00	41.57	54.00	-12.43	25.20	39.08	19.46	42.64	0.47	227 336 Average																																																																																																											
3 17235.00	53.10	68.20	-15.10	35.02	38.27	24.06	44.77	0.52	-- -- PEAK																																																																																																											
Limit	Read	Ant	Cable	Preamp	Aux	APos	TPos	Remark																																																																																																												
Freq	Level	Line	Margin	Level	Factor	Loss	Factor	Factor																																																																																																												
MHz	dBuV/m	dBuV/m	dB	dBuV	dB/m	dB	dB	dB																																																																																																												
1 11490.00	51.59	74.00	-22.41	35.22	39.08	19.46	42.64	0.47	117 125 PEAK																																																																																																											
2 11490.00	41.50	54.00	-12.50	25.13	39.08	19.46	42.64	0.47	117 125 Average																																																																																																											
3 17235.00	53.56	68.20	-14.64	35.48	38.27	24.06	44.77	0.52	-- -- PEAK																																																																																																											



	4	
Mode	Harmonic	
	U-NII-3_5.725-5.85_802.11n HT20_CH149_5745MHz	
ANT	1	
Pol.	Horizontal	Vertical
14.47G ~14.5G Avg	<p>Site : 03CH20-HY Condition: AVG_54 3m HF_91280_02360_231030 HORIZONTAL</p>	<p>Site : 03CH20-HY Condition: AVG_54 3m HF_91280_02360_231030 VERTICAL</p>
	<p>Site : 03CH20-HY Condition: AVG_54 3m HF_91280_02360_231030 HORIZONTAL</p>	<p>Site : 03CH20-HY Condition: AVG_54 3m HF_91280_02360_231030 VERTICAL</p>



Mode	5																																																																																																	
	Band Edge - L																																																																																																	
	U-NII-3_5.725-5.85_802.11n HT20_CH157_5785MHz																																																																																																	
ANT	1																																																																																																	
Pol.	Horizontal	Fundamental																																																																																																
Peak	<p>Site : 03CH20-HY Condition: PEAK_BE(B4)_16-24 3m HF_91200_02360_231030 HORIZONTAL : RBW:1000.000kHz VBW:3000.000kHz SWT:Auto</p> <table border="1"> <thead> <tr> <th>Limit</th> <th>Read</th> <th>Ant</th> <th>Cable</th> <th>Preamp</th> <th>Aux</th> <th>APos</th> <th>TPos</th> <th>Remark</th> </tr> <tr> <th>Freq Level Line Margin</th> <th>Level</th> <th>Factor</th> <th>Loss</th> <th>Factor</th> <th>Factor</th> <th>dB</th> <th>cm</th> <th>deg</th> </tr> </thead> <tbody> <tr> <td>1 5621.83</td> <td>47.87</td> <td>68.20</td> <td>-20.33</td> <td>39.36</td> <td>32.99</td> <td>13.52</td> <td>38.00</td> <td>0.00</td> <td>100</td> <td>66</td> <td>PEAK</td> </tr> <tr> <td>2 5650.51</td> <td>46.32</td> <td>68.58</td> <td>-22.26</td> <td>37.65</td> <td>33.10</td> <td>13.56</td> <td>37.99</td> <td>0.00</td> <td>100</td> <td>66</td> <td>PEAK</td> </tr> <tr> <td>3 5701.38</td> <td>48.42</td> <td>105.59</td> <td>-57.17</td> <td>39.27</td> <td>33.50</td> <td>13.63</td> <td>37.98</td> <td>0.00</td> <td>100</td> <td>66</td> <td>PEAK</td> </tr> <tr> <td>4 5720.25</td> <td>48.54</td> <td>111.37</td> <td>-62.83</td> <td>39.33</td> <td>33.54</td> <td>13.65</td> <td>37.98</td> <td>0.00</td> <td>100</td> <td>66</td> <td>PEAK</td> </tr> </tbody> </table>	Limit	Read	Ant	Cable	Preamp	Aux	APos	TPos	Remark	Freq Level Line Margin	Level	Factor	Loss	Factor	Factor	dB	cm	deg	1 5621.83	47.87	68.20	-20.33	39.36	32.99	13.52	38.00	0.00	100	66	PEAK	2 5650.51	46.32	68.58	-22.26	37.65	33.10	13.56	37.99	0.00	100	66	PEAK	3 5701.38	48.42	105.59	-57.17	39.27	33.50	13.63	37.98	0.00	100	66	PEAK	4 5720.25	48.54	111.37	-62.83	39.33	33.54	13.65	37.98	0.00	100	66	PEAK	<p>Site : 03CH20-HY Condition: PEAK(UNI) 3m HF_91200_02360_231030 HORIZONTAL : RBW:1000.000kHz VBW:3000.000kHz SWT:Auto</p> <table border="1"> <thead> <tr> <th>Limit</th> <th>Read</th> <th>Ant</th> <th>Cable</th> <th>Preamp</th> <th>Aux</th> <th>APos</th> <th>TPos</th> <th>Remark</th> </tr> <tr> <th>Freq Level Line Margin</th> <th>Level</th> <th>Factor</th> <th>Loss</th> <th>Factor</th> <th>Factor</th> <th>dB</th> <th>cm</th> <th>deg</th> </tr> </thead> <tbody> <tr> <td>1 5785.00</td> <td>102.43</td> <td>-----</td> <td>-----</td> <td>92.82</td> <td>33.83</td> <td>13.74</td> <td>37.96</td> <td>0.00</td> <td>100</td> <td>66</td> <td>PEAK</td> </tr> </tbody> </table>	Limit	Read	Ant	Cable	Preamp	Aux	APos	TPos	Remark	Freq Level Line Margin	Level	Factor	Loss	Factor	Factor	dB	cm	deg	1 5785.00	102.43	-----	-----	92.82	33.83	13.74	37.96	0.00	100	66	PEAK
Limit	Read	Ant	Cable	Preamp	Aux	APos	TPos	Remark																																																																																										
Freq Level Line Margin	Level	Factor	Loss	Factor	Factor	dB	cm	deg																																																																																										
1 5621.83	47.87	68.20	-20.33	39.36	32.99	13.52	38.00	0.00	100	66	PEAK																																																																																							
2 5650.51	46.32	68.58	-22.26	37.65	33.10	13.56	37.99	0.00	100	66	PEAK																																																																																							
3 5701.38	48.42	105.59	-57.17	39.27	33.50	13.63	37.98	0.00	100	66	PEAK																																																																																							
4 5720.25	48.54	111.37	-62.83	39.33	33.54	13.65	37.98	0.00	100	66	PEAK																																																																																							
Limit	Read	Ant	Cable	Preamp	Aux	APos	TPos	Remark																																																																																										
Freq Level Line Margin	Level	Factor	Loss	Factor	Factor	dB	cm	deg																																																																																										
1 5785.00	102.43	-----	-----	92.82	33.83	13.74	37.96	0.00	100	66	PEAK																																																																																							
Avg	Blank	<p>Site : 03CH20-HY Condition: AVG_54 3m HF_91200_02360_231030 HORIZONTAL : RBW:1000.000kHz VBW:0.820kHz SWT:Auto</p> <table border="1"> <thead> <tr> <th>Limit</th> <th>Read</th> <th>Ant</th> <th>Cable</th> <th>Preamp</th> <th>Aux</th> <th>APos</th> <th>TPos</th> <th>Remark</th> </tr> <tr> <th>Freq Level Line Margin</th> <th>Level</th> <th>Factor</th> <th>Loss</th> <th>Factor</th> <th>Factor</th> <th>dB</th> <th>cm</th> <th>deg</th> </tr> </thead> <tbody> <tr> <td>1 5785.00</td> <td>95.81</td> <td>-----</td> <td>-----</td> <td>86.24</td> <td>33.79</td> <td>13.74</td> <td>37.96</td> <td>0.00</td> <td>100</td> <td>66</td> <td>AVERAGE</td> </tr> </tbody> </table>	Limit	Read	Ant	Cable	Preamp	Aux	APos	TPos	Remark	Freq Level Line Margin	Level	Factor	Loss	Factor	Factor	dB	cm	deg	1 5785.00	95.81	-----	-----	86.24	33.79	13.74	37.96	0.00	100	66	AVERAGE																																																																		
Limit	Read	Ant	Cable	Preamp	Aux	APos	TPos	Remark																																																																																										
Freq Level Line Margin	Level	Factor	Loss	Factor	Factor	dB	cm	deg																																																																																										
1 5785.00	95.81	-----	-----	86.24	33.79	13.74	37.96	0.00	100	66	AVERAGE																																																																																							



Mode	5																																																																																	
	Band Edge - R																																																																																	
	U-NII-3_5.725-5.85_802.11n HT20_CH157_5785MHz																																																																																	
ANT	1																																																																																	
Pol.	Horizontal	Fundamental																																																																																
Peak	<p>Site : 03CH20-HY Condition: PEAK_BE(B4)_16-24 3m HF_91200_02360_231030 HORIZONTAL : RBW:1000.000kHz VBW:3000.000kHz SWT:Auto</p> <table border="1"> <thead> <tr> <th>Peak</th> <th>Freq</th> <th>Level</th> <th>Limit</th> <th>Line</th> <th>Margin</th> <th>Read</th> <th>Ant</th> <th>Cable</th> <th>Preamp</th> <th>Aux</th> <th>APos</th> <th>TPos</th> <th>Remark</th> </tr> <tr> <th></th> <th>MHz</th> <th>dBuV/m</th> <th>dBuV/m</th> <th>dB</th> <th>dBuV</th> <th>dB/m</th> <th>dB</th> <th>dB</th> <th>dB</th> <th>dB</th> <th>cm</th> <th>deg</th> <th></th> </tr> </thead> <tbody> <tr> <td>1</td> <td>5854.96</td> <td>46.09</td> <td>110.09</td> <td>-64.00</td> <td>36.16</td> <td>34.02</td> <td>13.85</td> <td>37.94</td> <td>0.00</td> <td>100</td> <td>66</td> <td>PEAK</td> </tr> <tr> <td>2</td> <td>5874.10</td> <td>49.12</td> <td>105.45</td> <td>-56.33</td> <td>39.08</td> <td>34.10</td> <td>13.88</td> <td>37.94</td> <td>0.00</td> <td>100</td> <td>66</td> <td>PEAK</td> </tr> <tr> <td>3</td> <td>5924.59</td> <td>47.27</td> <td>68.50</td> <td>-21.23</td> <td>36.99</td> <td>34.25</td> <td>13.96</td> <td>37.93</td> <td>0.00</td> <td>100</td> <td>66</td> <td>PEAK</td> </tr> <tr> <td>4</td> <td>5938.62</td> <td>50.44</td> <td>68.20</td> <td>-17.76</td> <td>40.10</td> <td>34.28</td> <td>13.98</td> <td>37.92</td> <td>0.00</td> <td>100</td> <td>66</td> <td>PEAK</td> </tr> </tbody> </table>	Peak	Freq	Level	Limit	Line	Margin	Read	Ant	Cable	Preamp	Aux	APos	TPos	Remark		MHz	dBuV/m	dBuV/m	dB	dBuV	dB/m	dB	dB	dB	dB	cm	deg		1	5854.96	46.09	110.09	-64.00	36.16	34.02	13.85	37.94	0.00	100	66	PEAK	2	5874.10	49.12	105.45	-56.33	39.08	34.10	13.88	37.94	0.00	100	66	PEAK	3	5924.59	47.27	68.50	-21.23	36.99	34.25	13.96	37.93	0.00	100	66	PEAK	4	5938.62	50.44	68.20	-17.76	40.10	34.28	13.98	37.92	0.00	100	66	PEAK	Blank
Peak	Freq	Level	Limit	Line	Margin	Read	Ant	Cable	Preamp	Aux	APos	TPos	Remark																																																																					
	MHz	dBuV/m	dBuV/m	dB	dBuV	dB/m	dB	dB	dB	dB	cm	deg																																																																						
1	5854.96	46.09	110.09	-64.00	36.16	34.02	13.85	37.94	0.00	100	66	PEAK																																																																						
2	5874.10	49.12	105.45	-56.33	39.08	34.10	13.88	37.94	0.00	100	66	PEAK																																																																						
3	5924.59	47.27	68.50	-21.23	36.99	34.25	13.96	37.93	0.00	100	66	PEAK																																																																						
4	5938.62	50.44	68.20	-17.76	40.10	34.28	13.98	37.92	0.00	100	66	PEAK																																																																						



Mode	5																																																																																																																																
	Band Edge - L																																																																																																																																
	U-NII-3_5.725-5.85_802.11n HT20_CH157_5785MHz																																																																																																																																
ANT	1																																																																																																																																
Pol.	Vertical	Fundamental																																																																																																																															
Peak	<p>Site : 03CH20-HY Condition: PEAK_BE(B4)_16-24 3m HF_91200_02360_231030 VERTICAL : RBW:1000.000kHz VBW:3000.000kHz SWT:Auto</p> <table border="1"> <thead> <tr> <th></th> <th>Limit</th> <th>Read</th> <th>Ant</th> <th>Cable</th> <th>Preamp</th> <th>Aux</th> <th>APos</th> <th>TPos</th> <th>Remark</th> </tr> <tr> <th>Freq</th> <th>Level</th> <th>Line Margin</th> <th>Level</th> <th>Factor</th> <th>Loss</th> <th>Factor</th> <th>Factor</th> <th>Factor</th> <th></th> </tr> <tr> <th></th> <th>MHz</th> <th>dBuV/m</th> <th>dBuV/m</th> <th>dB</th> <th>dBuV</th> <th>dB/m</th> <th>dB</th> <th>dB</th> <th>cm</th> <th>deg</th> </tr> </thead> <tbody> <tr> <td>1</td> <td>5636.00</td> <td>47.87</td> <td>68.20</td> <td>-20.33</td> <td>39.29</td> <td>33.04</td> <td>13.54</td> <td>38.00</td> <td>0.00</td> <td>100</td> <td>136</td> <td>PEAK</td> </tr> <tr> <td>2</td> <td>5650.32</td> <td>45.62</td> <td>68.44</td> <td>-22.82</td> <td>36.95</td> <td>33.10</td> <td>13.56</td> <td>37.99</td> <td>0.00</td> <td>100</td> <td>136</td> <td>PEAK</td> </tr> <tr> <td>3</td> <td>5700.09</td> <td>47.51</td> <td>105.22</td> <td>-57.71</td> <td>38.36</td> <td>33.50</td> <td>13.63</td> <td>37.98</td> <td>0.00</td> <td>100</td> <td>136</td> <td>PEAK</td> </tr> <tr> <td>4</td> <td>5720.25</td> <td>46.59</td> <td>111.37</td> <td>-64.78</td> <td>37.38</td> <td>33.54</td> <td>13.65</td> <td>37.98</td> <td>0.00</td> <td>100</td> <td>136</td> <td>PEAK</td> </tr> </tbody> </table>		Limit	Read	Ant	Cable	Preamp	Aux	APos	TPos	Remark	Freq	Level	Line Margin	Level	Factor	Loss	Factor	Factor	Factor			MHz	dBuV/m	dBuV/m	dB	dBuV	dB/m	dB	dB	cm	deg	1	5636.00	47.87	68.20	-20.33	39.29	33.04	13.54	38.00	0.00	100	136	PEAK	2	5650.32	45.62	68.44	-22.82	36.95	33.10	13.56	37.99	0.00	100	136	PEAK	3	5700.09	47.51	105.22	-57.71	38.36	33.50	13.63	37.98	0.00	100	136	PEAK	4	5720.25	46.59	111.37	-64.78	37.38	33.54	13.65	37.98	0.00	100	136	PEAK	<p>Site : 03CH20-HY Condition: PEAK(UNII) 3m HF_91200_02360_231030 VERTICAL : RBW:1000.000kHz VBW:3000.000kHz SWT:Auto</p> <table border="1"> <thead> <tr> <th></th> <th>Limit</th> <th>Read</th> <th>Ant</th> <th>Cable</th> <th>Preamp</th> <th>Aux</th> <th>APos</th> <th>TPos</th> <th>Remark</th> </tr> <tr> <th>Freq</th> <th>Level</th> <th>Line Margin</th> <th>Level</th> <th>Factor</th> <th>Loss</th> <th>Factor</th> <th>Factor</th> <th>Factor</th> <th></th> </tr> <tr> <th></th> <th>MHz</th> <th>dBuV/m</th> <th>dBuV/m</th> <th>dB</th> <th>dBuV</th> <th>dB/m</th> <th>dB</th> <th>dB</th> <th>cm</th> <th>deg</th> </tr> </thead> <tbody> <tr> <td>1</td> <td>5785.00</td> <td>100.50</td> <td>-----</td> <td>-----</td> <td>90.89</td> <td>33.83</td> <td>13.74</td> <td>37.96</td> <td>0.00</td> <td>100</td> <td>136</td> <td>PEAK</td> </tr> </tbody> </table>		Limit	Read	Ant	Cable	Preamp	Aux	APos	TPos	Remark	Freq	Level	Line Margin	Level	Factor	Loss	Factor	Factor	Factor			MHz	dBuV/m	dBuV/m	dB	dBuV	dB/m	dB	dB	cm	deg	1	5785.00	100.50	-----	-----	90.89	33.83	13.74	37.96	0.00	100	136	PEAK
	Limit	Read	Ant	Cable	Preamp	Aux	APos	TPos	Remark																																																																																																																								
Freq	Level	Line Margin	Level	Factor	Loss	Factor	Factor	Factor																																																																																																																									
	MHz	dBuV/m	dBuV/m	dB	dBuV	dB/m	dB	dB	cm	deg																																																																																																																							
1	5636.00	47.87	68.20	-20.33	39.29	33.04	13.54	38.00	0.00	100	136	PEAK																																																																																																																					
2	5650.32	45.62	68.44	-22.82	36.95	33.10	13.56	37.99	0.00	100	136	PEAK																																																																																																																					
3	5700.09	47.51	105.22	-57.71	38.36	33.50	13.63	37.98	0.00	100	136	PEAK																																																																																																																					
4	5720.25	46.59	111.37	-64.78	37.38	33.54	13.65	37.98	0.00	100	136	PEAK																																																																																																																					
	Limit	Read	Ant	Cable	Preamp	Aux	APos	TPos	Remark																																																																																																																								
Freq	Level	Line Margin	Level	Factor	Loss	Factor	Factor	Factor																																																																																																																									
	MHz	dBuV/m	dBuV/m	dB	dBuV	dB/m	dB	dB	cm	deg																																																																																																																							
1	5785.00	100.50	-----	-----	90.89	33.83	13.74	37.96	0.00	100	136	PEAK																																																																																																																					
Avg	Blank	<p>Site : 03CH20-HY Condition: AVG_54 3m HF_91200_02360_231030 VERTICAL : RBW:1000.000kHz VBW:0.820kHz SWT:Auto</p> <table border="1"> <thead> <tr> <th></th> <th>Limit</th> <th>Read</th> <th>Ant</th> <th>Cable</th> <th>Preamp</th> <th>Aux</th> <th>APos</th> <th>TPos</th> <th>Remark</th> </tr> <tr> <th>Freq</th> <th>Level</th> <th>Line Margin</th> <th>Level</th> <th>Factor</th> <th>Loss</th> <th>Factor</th> <th>Factor</th> <th>Factor</th> <th></th> </tr> <tr> <th></th> <th>MHz</th> <th>dBuV/m</th> <th>dBuV/m</th> <th>dB</th> <th>dBuV</th> <th>dB/m</th> <th>dB</th> <th>dB</th> <th>cm</th> <th>deg</th> </tr> </thead> <tbody> <tr> <td>1</td> <td>5785.00</td> <td>94.02</td> <td>-----</td> <td>-----</td> <td>84.45</td> <td>33.79</td> <td>13.74</td> <td>37.96</td> <td>0.00</td> <td>100</td> <td>136</td> <td>AVERAGE</td> </tr> </tbody> </table>		Limit	Read	Ant	Cable	Preamp	Aux	APos	TPos	Remark	Freq	Level	Line Margin	Level	Factor	Loss	Factor	Factor	Factor			MHz	dBuV/m	dBuV/m	dB	dBuV	dB/m	dB	dB	cm	deg	1	5785.00	94.02	-----	-----	84.45	33.79	13.74	37.96	0.00	100	136	AVERAGE																																																																																			
	Limit	Read	Ant	Cable	Preamp	Aux	APos	TPos	Remark																																																																																																																								
Freq	Level	Line Margin	Level	Factor	Loss	Factor	Factor	Factor																																																																																																																									
	MHz	dBuV/m	dBuV/m	dB	dBuV	dB/m	dB	dB	cm	deg																																																																																																																							
1	5785.00	94.02	-----	-----	84.45	33.79	13.74	37.96	0.00	100	136	AVERAGE																																																																																																																					



Mode	5																																																																									
	Band Edge - R																																																																									
	U-NII-3_5.725-5.85_802.11n HT20_CH157_5785MHz																																																																									
ANT	1																																																																									
Pol.	Vertical	Fundamental																																																																								
Peak	<p>Site : 03CH20-HY Condition: PEAK_BE(B4)_16-24 3m HF_91200_02360_231030 VERTICAL : RBW:1000.000kHz VBW:3000.000kHz SWT:Auto</p> <table border="1"> <thead> <tr> <th>Limit</th> <th>Read</th> <th>Ant</th> <th>Cable</th> <th>Preamp</th> <th>Aux</th> <th>APos</th> <th>TPos</th> <th>Remark</th> </tr> <tr> <th>Freq</th> <th>Level</th> <th>Line Margin</th> <th>Level</th> <th>Factor</th> <th>Loss Factor</th> <th>Factor</th> <th>cm</th> <th>deg</th> </tr> <tr> <th>MHz</th> <th>dBuV/m</th> <th>dBuV/m</th> <th>dB</th> <th>dBuV</th> <th>dB/m</th> <th>dB</th> <th>dB</th> <th>cm</th> <th>deg</th> </tr> </thead> <tbody> <tr> <td>1 5854.80</td> <td>47.75</td> <td>111.27</td> <td>-63.52</td> <td>37.02</td> <td>34.02</td> <td>13.85</td> <td>37.94</td> <td>0.00</td> <td>100</td> <td>136 PEAK</td> </tr> <tr> <td>2 5872.62</td> <td>49.37</td> <td>105.87</td> <td>-56.50</td> <td>39.34</td> <td>34.09</td> <td>13.88</td> <td>37.94</td> <td>0.00</td> <td>100</td> <td>136 PEAK</td> </tr> <tr> <td>3 5924.43</td> <td>48.46</td> <td>68.62</td> <td>-20.16</td> <td>38.18</td> <td>34.25</td> <td>13.96</td> <td>37.93</td> <td>0.00</td> <td>100</td> <td>136 PEAK</td> </tr> <tr> <td>4 5948.52</td> <td>49.54</td> <td>68.20</td> <td>-18.66</td> <td>39.16</td> <td>34.30</td> <td>14.00</td> <td>37.92</td> <td>0.00</td> <td>100</td> <td>136 PEAK</td> </tr> </tbody> </table>	Limit	Read	Ant	Cable	Preamp	Aux	APos	TPos	Remark	Freq	Level	Line Margin	Level	Factor	Loss Factor	Factor	cm	deg	MHz	dBuV/m	dBuV/m	dB	dBuV	dB/m	dB	dB	cm	deg	1 5854.80	47.75	111.27	-63.52	37.02	34.02	13.85	37.94	0.00	100	136 PEAK	2 5872.62	49.37	105.87	-56.50	39.34	34.09	13.88	37.94	0.00	100	136 PEAK	3 5924.43	48.46	68.62	-20.16	38.18	34.25	13.96	37.93	0.00	100	136 PEAK	4 5948.52	49.54	68.20	-18.66	39.16	34.30	14.00	37.92	0.00	100	136 PEAK	Blank
Limit	Read	Ant	Cable	Preamp	Aux	APos	TPos	Remark																																																																		
Freq	Level	Line Margin	Level	Factor	Loss Factor	Factor	cm	deg																																																																		
MHz	dBuV/m	dBuV/m	dB	dBuV	dB/m	dB	dB	cm	deg																																																																	
1 5854.80	47.75	111.27	-63.52	37.02	34.02	13.85	37.94	0.00	100	136 PEAK																																																																
2 5872.62	49.37	105.87	-56.50	39.34	34.09	13.88	37.94	0.00	100	136 PEAK																																																																
3 5924.43	48.46	68.62	-20.16	38.18	34.25	13.96	37.93	0.00	100	136 PEAK																																																																
4 5948.52	49.54	68.20	-18.66	39.16	34.30	14.00	37.92	0.00	100	136 PEAK																																																																



Mode	5																																																																																																																																							
	Harmonic																																																																																																																																							
	U-NII-3_5.725-5.85_802.11n HT20_CH157_5785MHz																																																																																																																																							
ANT	1																																																																																																																																							
Pol.	Horizontal	Vertical																																																																																																																																						
Peak Avg	<p>Site : 03CH20-HY Condition: PEAK(UNII) 3m HF_91200_02360_231030 HORIZONTAL</p> <table border="1"> <thead> <tr> <th>Limit</th> <th>Read</th> <th>Ant</th> <th>Cable</th> <th>Preamp</th> <th>Aux</th> <th>APos</th> <th>TPos</th> <th>Remark</th> </tr> <tr> <th>Freq</th> <th>Level</th> <th>Line Margin</th> <th>Level</th> <th>Factor</th> <th>Loss Factor</th> <th>Factor</th> <th></th> <th></th> </tr> <tr> <th>MHz</th> <th>dBuV/m</th> <th>dBuV/m</th> <th>dB</th> <th>dBuV</th> <th>dB/m</th> <th>dB</th> <th>dB</th> <th>cm</th> <th>deg</th> </tr> </thead> <tbody> <tr> <td>1</td> <td>11570.00</td> <td>51.58</td> <td>74.00</td> <td>-22.42</td> <td>35.47</td> <td>38.82</td> <td>19.53</td> <td>42.71</td> <td>0.47</td> <td>277</td> <td>18</td> <td>PEAK</td> </tr> <tr> <td>2</td> <td>11570.00</td> <td>41.19</td> <td>54.00</td> <td>-12.81</td> <td>25.08</td> <td>38.82</td> <td>19.53</td> <td>42.71</td> <td>0.47</td> <td>277</td> <td>18</td> <td>Average</td> </tr> <tr> <td>3</td> <td>17355.00</td> <td>53.68</td> <td>68.20</td> <td>-14.52</td> <td>35.57</td> <td>38.33</td> <td>24.14</td> <td>44.88</td> <td>0.52</td> <td>--</td> <td>--</td> <td>PEAK</td> </tr> </tbody> </table>	Limit	Read	Ant	Cable	Preamp	Aux	APos	TPos	Remark	Freq	Level	Line Margin	Level	Factor	Loss Factor	Factor			MHz	dBuV/m	dBuV/m	dB	dBuV	dB/m	dB	dB	cm	deg	1	11570.00	51.58	74.00	-22.42	35.47	38.82	19.53	42.71	0.47	277	18	PEAK	2	11570.00	41.19	54.00	-12.81	25.08	38.82	19.53	42.71	0.47	277	18	Average	3	17355.00	53.68	68.20	-14.52	35.57	38.33	24.14	44.88	0.52	--	--	PEAK	<p>Site : 03CH20-HY Condition: PEAK(UNII) 3m HF_91200_02360_231030 VERTICAL</p> <table border="1"> <thead> <tr> <th>Limit</th> <th>Read</th> <th>Ant</th> <th>Cable</th> <th>Preamp</th> <th>Aux</th> <th>APos</th> <th>TPos</th> <th>Remark</th> </tr> <tr> <th>Freq</th> <th>Level</th> <th>Line Margin</th> <th>Level</th> <th>Factor</th> <th>Loss Factor</th> <th>Factor</th> <th></th> <th></th> </tr> <tr> <th>MHz</th> <th>dBuV/m</th> <th>dBuV/m</th> <th>dB</th> <th>dBuV</th> <th>dB/m</th> <th>dB</th> <th>dB</th> <th>cm</th> <th>deg</th> </tr> </thead> <tbody> <tr> <td>1</td> <td>11570.00</td> <td>51.36</td> <td>74.00</td> <td>-22.64</td> <td>35.25</td> <td>38.82</td> <td>19.53</td> <td>42.71</td> <td>0.47</td> <td>152</td> <td>354</td> <td>PEAK</td> </tr> <tr> <td>2</td> <td>11570.00</td> <td>41.25</td> <td>54.00</td> <td>-12.75</td> <td>25.14</td> <td>38.82</td> <td>19.53</td> <td>42.71</td> <td>0.47</td> <td>152</td> <td>354</td> <td>Average</td> </tr> <tr> <td>3</td> <td>17355.00</td> <td>52.46</td> <td>68.20</td> <td>-15.74</td> <td>34.35</td> <td>38.33</td> <td>24.14</td> <td>44.88</td> <td>0.52</td> <td>--</td> <td>--</td> <td>PEAK</td> </tr> </tbody> </table>	Limit	Read	Ant	Cable	Preamp	Aux	APos	TPos	Remark	Freq	Level	Line Margin	Level	Factor	Loss Factor	Factor			MHz	dBuV/m	dBuV/m	dB	dBuV	dB/m	dB	dB	cm	deg	1	11570.00	51.36	74.00	-22.64	35.25	38.82	19.53	42.71	0.47	152	354	PEAK	2	11570.00	41.25	54.00	-12.75	25.14	38.82	19.53	42.71	0.47	152	354	Average	3	17355.00	52.46	68.20	-15.74	34.35	38.33	24.14	44.88	0.52	--	--	PEAK
	Limit	Read	Ant	Cable	Preamp	Aux	APos	TPos	Remark																																																																																																																															
Freq	Level	Line Margin	Level	Factor	Loss Factor	Factor																																																																																																																																		
MHz	dBuV/m	dBuV/m	dB	dBuV	dB/m	dB	dB	cm	deg																																																																																																																															
1	11570.00	51.58	74.00	-22.42	35.47	38.82	19.53	42.71	0.47	277	18	PEAK																																																																																																																												
2	11570.00	41.19	54.00	-12.81	25.08	38.82	19.53	42.71	0.47	277	18	Average																																																																																																																												
3	17355.00	53.68	68.20	-14.52	35.57	38.33	24.14	44.88	0.52	--	--	PEAK																																																																																																																												
Limit	Read	Ant	Cable	Preamp	Aux	APos	TPos	Remark																																																																																																																																
Freq	Level	Line Margin	Level	Factor	Loss Factor	Factor																																																																																																																																		
MHz	dBuV/m	dBuV/m	dB	dBuV	dB/m	dB	dB	cm	deg																																																																																																																															
1	11570.00	51.36	74.00	-22.64	35.25	38.82	19.53	42.71	0.47	152	354	PEAK																																																																																																																												
2	11570.00	41.25	54.00	-12.75	25.14	38.82	19.53	42.71	0.47	152	354	Average																																																																																																																												
3	17355.00	52.46	68.20	-15.74	34.35	38.33	24.14	44.88	0.52	--	--	PEAK																																																																																																																												

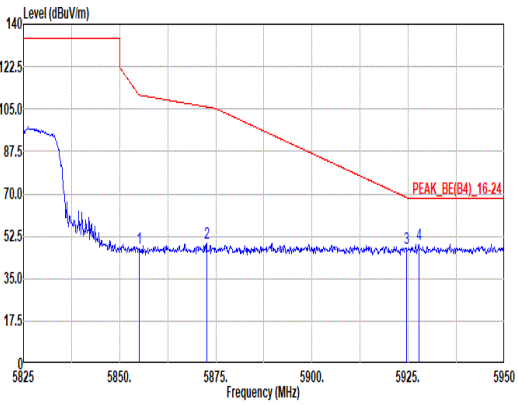
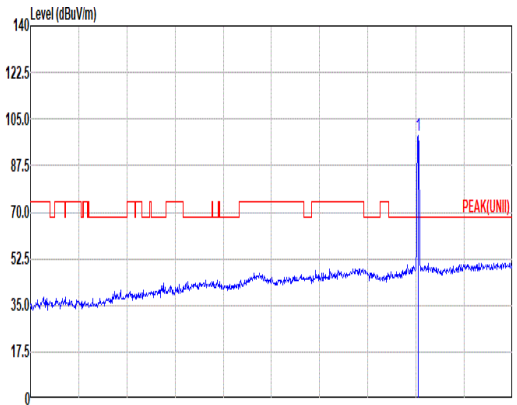
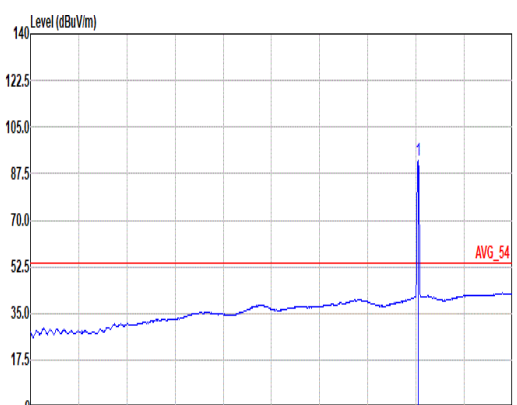


	5	
Mode	Harmonic	
	U-NII-3_5.725-5.85_802.11n HT20_CH157_5785MHz	
ANT	1	
Pol.	Horizontal	Vertical
14.47G ~14.5G Avg	<p>Site : 03CH20-HY Condition: AVG_54 3m HF_91280_02360_231030 HORIZONTAL</p>	<p>Site : 03CH20-HY Condition: AVG_54 3m HF_91280_02360_231030 VERTICAL</p>
17.7G ~18G Avg	<p>Site : 03CH20-HY Condition: AVG_54 3m HF_91280_02360_231030 HORIZONTAL</p>	<p>Site : 03CH20-HY Condition: AVG_54 3m HF_91280_02360_231030 VERTICAL</p>



Mode	6																																																																																																																						
	Band Edge																																																																																																																						
	U-NII-3_5.725-5.85_802.11n HT20_CH165_5825MHz																																																																																																																						
ANT	1																																																																																																																						
Pol.	Horizontal	Fundamental																																																																																																																					
Peak	<p>Site : 03CH20-HY Condition: PEAK_BE(B4)_16-24 3m HF_91200_02360_231030 HORIZONTAL : RBW:1000.000kHz VBW:3000.000kHz SWT:Auto</p> <table border="1"> <thead> <tr> <th>Peak</th> <th>Freq</th> <th>Level</th> <th>Limit</th> <th>Line Margin</th> <th>Read</th> <th>Ant</th> <th>Cable</th> <th>Preamp</th> <th>Aux</th> <th>APos</th> <th>TPos</th> <th>Remark</th> </tr> <tr> <th></th> <th>MHz</th> <th>dBuV/m</th> <th>dBuV/m</th> <th>dB</th> <th>dBuV</th> <th>dB/m</th> <th>dB</th> <th>dB</th> <th>dB</th> <th>cm</th> <th>deg</th> <th></th> </tr> </thead> <tbody> <tr> <td>1</td> <td>5855.00</td> <td>48.13</td> <td>110.00</td> <td>-62.67</td> <td>38.20</td> <td>34.02</td> <td>13.85</td> <td>37.94</td> <td>0.00</td> <td>101</td> <td>64</td> <td>PEAK</td> </tr> <tr> <td>2</td> <td>5873.25</td> <td>49.17</td> <td>105.69</td> <td>-56.52</td> <td>39.14</td> <td>34.09</td> <td>13.88</td> <td>37.94</td> <td>0.00</td> <td>101</td> <td>64</td> <td>PEAK</td> </tr> <tr> <td>3</td> <td>5923.75</td> <td>48.38</td> <td>69.12</td> <td>-20.74</td> <td>38.10</td> <td>34.25</td> <td>13.96</td> <td>37.93</td> <td>0.00</td> <td>101</td> <td>64</td> <td>PEAK</td> </tr> <tr> <td>4</td> <td>5932.63</td> <td>49.60</td> <td>68.20</td> <td>-18.60</td> <td>39.29</td> <td>34.27</td> <td>13.97</td> <td>37.93</td> <td>0.00</td> <td>101</td> <td>64</td> <td>PEAK</td> </tr> </tbody> </table>	Peak	Freq	Level	Limit	Line Margin	Read	Ant	Cable	Preamp	Aux	APos	TPos	Remark		MHz	dBuV/m	dBuV/m	dB	dBuV	dB/m	dB	dB	dB	cm	deg		1	5855.00	48.13	110.00	-62.67	38.20	34.02	13.85	37.94	0.00	101	64	PEAK	2	5873.25	49.17	105.69	-56.52	39.14	34.09	13.88	37.94	0.00	101	64	PEAK	3	5923.75	48.38	69.12	-20.74	38.10	34.25	13.96	37.93	0.00	101	64	PEAK	4	5932.63	49.60	68.20	-18.60	39.29	34.27	13.97	37.93	0.00	101	64	PEAK	<p>Site : 03CH20-HY Condition: PEAK(UNII) 3m HF_91200_02360_231030 HORIZONTAL : RBW:1000.000kHz VBW:3000.000kHz SWT:Auto</p> <table border="1"> <thead> <tr> <th>Peak</th> <th>Freq</th> <th>Level</th> <th>Limit</th> <th>Line Margin</th> <th>Read</th> <th>Ant</th> <th>Cable</th> <th>Preamp</th> <th>Aux</th> <th>APos</th> <th>TPos</th> <th>Remark</th> </tr> <tr> <th></th> <th>MHz</th> <th>dBuV/m</th> <th>dBuV/m</th> <th>dB</th> <th>dBuV</th> <th>dB/m</th> <th>dB</th> <th>dB</th> <th>dB</th> <th>cm</th> <th>deg</th> <th></th> </tr> </thead> <tbody> <tr> <td>1</td> <td>5825.00</td> <td>102.60</td> <td>-----</td> <td>-----</td> <td>92.80</td> <td>33.95</td> <td>13.80</td> <td>37.95</td> <td>0.00</td> <td>101</td> <td>64</td> <td>PEAK</td> </tr> </tbody> </table>	Peak	Freq	Level	Limit	Line Margin	Read	Ant	Cable	Preamp	Aux	APos	TPos	Remark		MHz	dBuV/m	dBuV/m	dB	dBuV	dB/m	dB	dB	dB	cm	deg		1	5825.00	102.60	-----	-----	92.80	33.95	13.80	37.95	0.00	101	64	PEAK
Peak	Freq	Level	Limit	Line Margin	Read	Ant	Cable	Preamp	Aux	APos	TPos	Remark																																																																																																											
	MHz	dBuV/m	dBuV/m	dB	dBuV	dB/m	dB	dB	dB	cm	deg																																																																																																												
1	5855.00	48.13	110.00	-62.67	38.20	34.02	13.85	37.94	0.00	101	64	PEAK																																																																																																											
2	5873.25	49.17	105.69	-56.52	39.14	34.09	13.88	37.94	0.00	101	64	PEAK																																																																																																											
3	5923.75	48.38	69.12	-20.74	38.10	34.25	13.96	37.93	0.00	101	64	PEAK																																																																																																											
4	5932.63	49.60	68.20	-18.60	39.29	34.27	13.97	37.93	0.00	101	64	PEAK																																																																																																											
Peak	Freq	Level	Limit	Line Margin	Read	Ant	Cable	Preamp	Aux	APos	TPos	Remark																																																																																																											
	MHz	dBuV/m	dBuV/m	dB	dBuV	dB/m	dB	dB	dB	cm	deg																																																																																																												
1	5825.00	102.60	-----	-----	92.80	33.95	13.80	37.95	0.00	101	64	PEAK																																																																																																											
Avg	Blank	<p>Site : 03CH20-HY Condition: AVG_54 3m HF_91200_02360_231030 HORIZONTAL : RBW:1000.000kHz VBW:0.820kHz SWT:Auto</p> <table border="1"> <thead> <tr> <th>Peak</th> <th>Freq</th> <th>Level</th> <th>Limit</th> <th>Line Margin</th> <th>Read</th> <th>Ant</th> <th>Cable</th> <th>Preamp</th> <th>Aux</th> <th>APos</th> <th>TPos</th> <th>Remark</th> </tr> <tr> <th></th> <th>MHz</th> <th>dBuV/m</th> <th>dBuV/m</th> <th>dB</th> <th>dBuV</th> <th>dB/m</th> <th>dB</th> <th>dB</th> <th>dB</th> <th>cm</th> <th>deg</th> <th></th> </tr> </thead> <tbody> <tr> <td>1</td> <td>5825.00</td> <td>95.62</td> <td>-----</td> <td>-----</td> <td>85.82</td> <td>33.95</td> <td>13.80</td> <td>37.95</td> <td>0.00</td> <td>101</td> <td>64</td> <td>AVERAGE</td> </tr> </tbody> </table>	Peak	Freq	Level	Limit	Line Margin	Read	Ant	Cable	Preamp	Aux	APos	TPos	Remark		MHz	dBuV/m	dBuV/m	dB	dBuV	dB/m	dB	dB	dB	cm	deg		1	5825.00	95.62	-----	-----	85.82	33.95	13.80	37.95	0.00	101	64	AVERAGE																																																																														
Peak	Freq	Level	Limit	Line Margin	Read	Ant	Cable	Preamp	Aux	APos	TPos	Remark																																																																																																											
	MHz	dBuV/m	dBuV/m	dB	dBuV	dB/m	dB	dB	dB	cm	deg																																																																																																												
1	5825.00	95.62	-----	-----	85.82	33.95	13.80	37.95	0.00	101	64	AVERAGE																																																																																																											



Mode	6																																																																																																						
	Band Edge																																																																																																						
	U-NII-3_5.725-5.85_802.11n_HT20_CH165_5825MHz																																																																																																						
ANT	1																																																																																																						
Pol.	Vertical	Fundamental																																																																																																					
Peak	 <p>Level (dBuV/m)</p> <p>Frequency (MHz)</p> <p>PEAK_BE(B4)_16-24</p> <p>Site : 03CH20-HY Condition: PEAK_BE(B4)_16-24 3m HF_91200_02360_231030 VERTICAL : RBW:1000.000kHz VBW:3000.000kHz SWT:Auto</p> <table border="1"> <thead> <tr> <th>Limit</th> <th>Read</th> <th>Ant</th> <th>Cable</th> <th>Preamp</th> <th>Aux</th> <th>APos</th> <th>TPos</th> <th>Remark</th> </tr> <tr> <th>Freq</th> <th>Level</th> <th>Line Margin</th> <th>Level</th> <th>Factor</th> <th>Loss Factor</th> <th>Factor</th> <th>cm</th> <th>deg</th> </tr> </thead> <tbody> <tr> <td>1</td> <td>5855.00</td> <td>47.31</td> <td>110.00</td> <td>-63.49</td> <td>37.38</td> <td>34.02</td> <td>13.85</td> <td>37.94</td> <td>0.00</td> <td>100</td> <td>135</td> <td>PEAK</td> </tr> <tr> <td>2</td> <td>5872.63</td> <td>49.56</td> <td>105.86</td> <td>-56.30</td> <td>39.53</td> <td>34.09</td> <td>13.88</td> <td>37.94</td> <td>0.00</td> <td>100</td> <td>135</td> <td>PEAK</td> </tr> <tr> <td>3</td> <td>5924.50</td> <td>47.58</td> <td>68.57</td> <td>-20.99</td> <td>37.30</td> <td>34.25</td> <td>13.96</td> <td>37.93</td> <td>0.00</td> <td>100</td> <td>135</td> <td>PEAK</td> </tr> <tr> <td>4</td> <td>5927.75</td> <td>49.11</td> <td>68.20</td> <td>-19.09</td> <td>38.82</td> <td>34.26</td> <td>13.96</td> <td>37.93</td> <td>0.00</td> <td>100</td> <td>135</td> <td>PEAK</td> </tr> </tbody> </table>	Limit	Read	Ant	Cable	Preamp	Aux	APos	TPos	Remark	Freq	Level	Line Margin	Level	Factor	Loss Factor	Factor	cm	deg	1	5855.00	47.31	110.00	-63.49	37.38	34.02	13.85	37.94	0.00	100	135	PEAK	2	5872.63	49.56	105.86	-56.30	39.53	34.09	13.88	37.94	0.00	100	135	PEAK	3	5924.50	47.58	68.57	-20.99	37.30	34.25	13.96	37.93	0.00	100	135	PEAK	4	5927.75	49.11	68.20	-19.09	38.82	34.26	13.96	37.93	0.00	100	135	PEAK	 <p>Level (dBuV/m)</p> <p>Frequency (MHz)</p> <p>PEAK(UNII)</p> <p>Site : 03CH20-HY Condition: PEAK(UNII) 3m HF_91200_02360_231030 VERTICAL : RBW:1000.000kHz VBW:3000.000kHz SWT:Auto</p> <table border="1"> <thead> <tr> <th>Limit</th> <th>Read</th> <th>Ant</th> <th>Cable</th> <th>Preamp</th> <th>Aux</th> <th>APos</th> <th>TPos</th> <th>Remark</th> </tr> <tr> <th>Freq</th> <th>Level</th> <th>Line Margin</th> <th>Level</th> <th>Factor</th> <th>Loss Factor</th> <th>Factor</th> <th>cm</th> <th>deg</th> </tr> </thead> <tbody> <tr> <td>1</td> <td>5825.00</td> <td>99.04</td> <td>-----</td> <td>-----</td> <td>89.22</td> <td>33.96</td> <td>13.81</td> <td>37.95</td> <td>0.00</td> <td>100</td> <td>135</td> <td>PEAK</td> </tr> </tbody> </table>	Limit	Read	Ant	Cable	Preamp	Aux	APos	TPos	Remark	Freq	Level	Line Margin	Level	Factor	Loss Factor	Factor	cm	deg	1	5825.00	99.04	-----	-----	89.22	33.96	13.81	37.95	0.00	100	135	PEAK
Limit	Read	Ant	Cable	Preamp	Aux	APos	TPos	Remark																																																																																															
Freq	Level	Line Margin	Level	Factor	Loss Factor	Factor	cm	deg																																																																																															
1	5855.00	47.31	110.00	-63.49	37.38	34.02	13.85	37.94	0.00	100	135	PEAK																																																																																											
2	5872.63	49.56	105.86	-56.30	39.53	34.09	13.88	37.94	0.00	100	135	PEAK																																																																																											
3	5924.50	47.58	68.57	-20.99	37.30	34.25	13.96	37.93	0.00	100	135	PEAK																																																																																											
4	5927.75	49.11	68.20	-19.09	38.82	34.26	13.96	37.93	0.00	100	135	PEAK																																																																																											
Limit	Read	Ant	Cable	Preamp	Aux	APos	TPos	Remark																																																																																															
Freq	Level	Line Margin	Level	Factor	Loss Factor	Factor	cm	deg																																																																																															
1	5825.00	99.04	-----	-----	89.22	33.96	13.81	37.95	0.00	100	135	PEAK																																																																																											
Avg	Blank	 <p>Level (dBuV/m)</p> <p>Frequency (MHz)</p> <p>AVG_54</p> <p>Site : 03CH20-HY Condition: AVG_54 3m HF_91200_02360_231030 VERTICAL : RBW:1000.000kHz VBW:0.820kHz SWT:Auto</p> <table border="1"> <thead> <tr> <th>Limit</th> <th>Read</th> <th>Ant</th> <th>Cable</th> <th>Preamp</th> <th>Aux</th> <th>APos</th> <th>TPos</th> <th>Remark</th> </tr> <tr> <th>Freq</th> <th>Level</th> <th>Line Margin</th> <th>Level</th> <th>Factor</th> <th>Loss Factor</th> <th>Factor</th> <th>cm</th> <th>deg</th> </tr> </thead> <tbody> <tr> <td>1</td> <td>5825.00</td> <td>92.56</td> <td>-----</td> <td>-----</td> <td>82.76</td> <td>33.95</td> <td>13.80</td> <td>37.95</td> <td>0.00</td> <td>100</td> <td>135</td> <td>AVERAGE</td> </tr> </tbody> </table>	Limit	Read	Ant	Cable	Preamp	Aux	APos	TPos	Remark	Freq	Level	Line Margin	Level	Factor	Loss Factor	Factor	cm	deg	1	5825.00	92.56	-----	-----	82.76	33.95	13.80	37.95	0.00	100	135	AVERAGE																																																																						
Limit	Read	Ant	Cable	Preamp	Aux	APos	TPos	Remark																																																																																															
Freq	Level	Line Margin	Level	Factor	Loss Factor	Factor	cm	deg																																																																																															
1	5825.00	92.56	-----	-----	82.76	33.95	13.80	37.95	0.00	100	135	AVERAGE																																																																																											

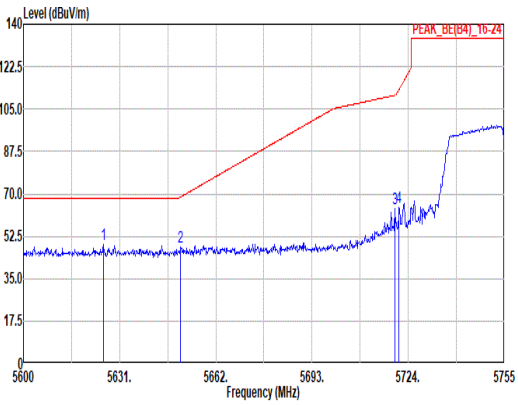
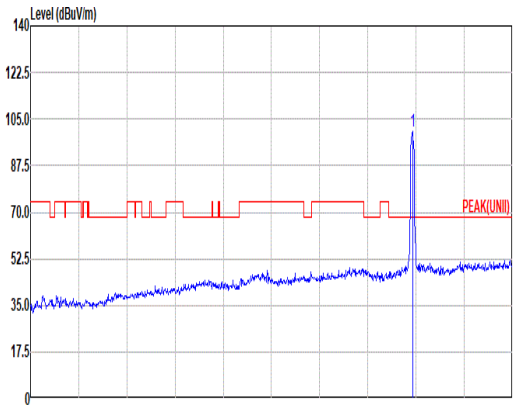
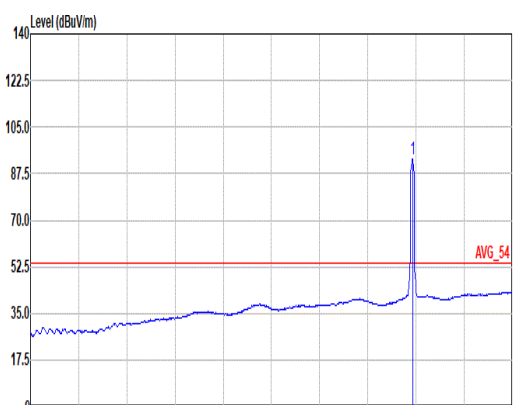


Mode	6																																																																																																																																					
	Harmonic																																																																																																																																					
	U-NII-3_5.725-5.85_802.11n HT20_CH165_5825MHz																																																																																																																																					
ANT	1																																																																																																																																					
Pol.	Horizontal	Vertical																																																																																																																																				
Peak Avg	<p>Site : 03CH20-HY Condition: PEAK(UNII) 3m HF_91200_02360_231030 HORIZONTAL</p> <table border="1"> <thead> <tr> <th>Limit</th> <th>Read</th> <th>Ant</th> <th>Cable</th> <th>Preamp</th> <th>Aux</th> <th>APos</th> <th>TPos</th> <th>Remark</th> </tr> <tr> <th>Freq</th> <th>Level</th> <th>Line Margin</th> <th>Level</th> <th>Factor</th> <th>Loss Factor</th> <th>Factor</th> <th></th> <th></th> </tr> <tr> <th>MHz</th> <th>dBuV/m</th> <th>dBuV/m</th> <th>dB</th> <th>dBuV</th> <th>dB/m</th> <th>dB</th> <th>dB</th> <th>dB</th> </tr> </thead> <tbody> <tr> <td>1</td> <td>11650.00</td> <td>51.20</td> <td>74.00</td> <td>-22.80</td> <td>35.32</td> <td>38.60</td> <td>19.60</td> <td>42.78</td> <td>0.46</td> <td>211</td> <td>24</td> <td>PEAK</td> </tr> <tr> <td>2</td> <td>11650.00</td> <td>41.05</td> <td>54.00</td> <td>-12.95</td> <td>25.17</td> <td>38.60</td> <td>19.60</td> <td>42.78</td> <td>0.46</td> <td>211</td> <td>24</td> <td>Average</td> </tr> <tr> <td>3</td> <td>17475.00</td> <td>53.38</td> <td>68.20</td> <td>-14.82</td> <td>35.02</td> <td>38.60</td> <td>24.22</td> <td>44.99</td> <td>0.53</td> <td>--</td> <td>--</td> <td>PEAK</td> </tr> </tbody> </table>	Limit	Read	Ant	Cable	Preamp	Aux	APos	TPos	Remark	Freq	Level	Line Margin	Level	Factor	Loss Factor	Factor			MHz	dBuV/m	dBuV/m	dB	dBuV	dB/m	dB	dB	dB	1	11650.00	51.20	74.00	-22.80	35.32	38.60	19.60	42.78	0.46	211	24	PEAK	2	11650.00	41.05	54.00	-12.95	25.17	38.60	19.60	42.78	0.46	211	24	Average	3	17475.00	53.38	68.20	-14.82	35.02	38.60	24.22	44.99	0.53	--	--	PEAK	<p>Site : 03CH20-HY Condition: PEAK(UNII) 3m HF_91200_02360_231030 VERTICAL</p> <table border="1"> <thead> <tr> <th>Limit</th> <th>Read</th> <th>Ant</th> <th>Cable</th> <th>Preamp</th> <th>Aux</th> <th>APos</th> <th>TPos</th> <th>Remark</th> </tr> <tr> <th>Freq</th> <th>Level</th> <th>Line Margin</th> <th>Level</th> <th>Factor</th> <th>Loss Factor</th> <th>Factor</th> <th></th> <th></th> </tr> <tr> <th>MHz</th> <th>dBuV/m</th> <th>dBuV/m</th> <th>dB</th> <th>dBuV</th> <th>dB/m</th> <th>dB</th> <th>dB</th> <th>dB</th> </tr> </thead> <tbody> <tr> <td>1</td> <td>11650.00</td> <td>51.14</td> <td>74.00</td> <td>-22.86</td> <td>35.26</td> <td>38.60</td> <td>19.60</td> <td>42.78</td> <td>0.46</td> <td>177</td> <td>189</td> <td>PEAK</td> </tr> <tr> <td>2</td> <td>11650.00</td> <td>41.07</td> <td>54.00</td> <td>-12.93</td> <td>25.19</td> <td>38.60</td> <td>19.60</td> <td>42.78</td> <td>0.46</td> <td>177</td> <td>189</td> <td>Average</td> </tr> <tr> <td>3</td> <td>17475.00</td> <td>52.39</td> <td>68.20</td> <td>-15.81</td> <td>34.03</td> <td>38.60</td> <td>24.22</td> <td>44.99</td> <td>0.53</td> <td>--</td> <td>--</td> <td>PEAK</td> </tr> </tbody> </table>	Limit	Read	Ant	Cable	Preamp	Aux	APos	TPos	Remark	Freq	Level	Line Margin	Level	Factor	Loss Factor	Factor			MHz	dBuV/m	dBuV/m	dB	dBuV	dB/m	dB	dB	dB	1	11650.00	51.14	74.00	-22.86	35.26	38.60	19.60	42.78	0.46	177	189	PEAK	2	11650.00	41.07	54.00	-12.93	25.19	38.60	19.60	42.78	0.46	177	189	Average	3	17475.00	52.39	68.20	-15.81	34.03	38.60	24.22	44.99	0.53	--	--	PEAK
	Limit	Read	Ant	Cable	Preamp	Aux	APos	TPos	Remark																																																																																																																													
Freq	Level	Line Margin	Level	Factor	Loss Factor	Factor																																																																																																																																
MHz	dBuV/m	dBuV/m	dB	dBuV	dB/m	dB	dB	dB																																																																																																																														
1	11650.00	51.20	74.00	-22.80	35.32	38.60	19.60	42.78	0.46	211	24	PEAK																																																																																																																										
2	11650.00	41.05	54.00	-12.95	25.17	38.60	19.60	42.78	0.46	211	24	Average																																																																																																																										
3	17475.00	53.38	68.20	-14.82	35.02	38.60	24.22	44.99	0.53	--	--	PEAK																																																																																																																										
Limit	Read	Ant	Cable	Preamp	Aux	APos	TPos	Remark																																																																																																																														
Freq	Level	Line Margin	Level	Factor	Loss Factor	Factor																																																																																																																																
MHz	dBuV/m	dBuV/m	dB	dBuV	dB/m	dB	dB	dB																																																																																																																														
1	11650.00	51.14	74.00	-22.86	35.26	38.60	19.60	42.78	0.46	177	189	PEAK																																																																																																																										
2	11650.00	41.07	54.00	-12.93	25.19	38.60	19.60	42.78	0.46	177	189	Average																																																																																																																										
3	17475.00	52.39	68.20	-15.81	34.03	38.60	24.22	44.99	0.53	--	--	PEAK																																																																																																																										



	6	
Mode	Harmonic	
	U-NII-3_5.725-5.85_802.11n HT20_CH165_5825MHz	
ANT	1	
Pol.	Horizontal	Vertical
14.47G ~14.5G Avg	<p>Site : 03CH20-HY Condition: AVG_54 3m HF_91280_02360_231030 HORIZONTAL</p>	<p>Site : 03CH20-HY Condition: AVG_54 3m HF_91280_02360_231030 VERTICAL</p>
17.7G ~18G Avg	<p>Site : 03CH20-HY Condition: AVG_54 3m HF_91280_02360_231030 HORIZONTAL</p>	<p>Site : 03CH20-HY Condition: AVG_54 3m HF_91280_02360_231030 VERTICAL</p>



Mode	7																																																																																																																						
	Band Edge - L																																																																																																																						
	U-NII-3_5.725-5.85_802.11n HT40_CH151_5755MHz																																																																																																																						
ANT	1																																																																																																																						
Pol.	Horizontal	Fundamental																																																																																																																					
Peak	 <p>Site : 03CH20-HY Condition: PEAK_BE(B4)_16-24 3m HF_91200_02360_231030 HORIZONTAL : RBW:1000.000kHz VBW:3000.000kHz SWT:Auto</p> <table border="1"> <thead> <tr> <th>Peak</th> <th>Freq</th> <th>Level</th> <th>Limit</th> <th>Line Margin</th> <th>Read Level</th> <th>Ant Factor</th> <th>Cable Loss</th> <th>Preamp Loss</th> <th>Aux Factor</th> <th>APos</th> <th>TPos</th> <th>Remark</th> </tr> <tr> <th></th> <th>MHz</th> <th>dBuV/m</th> <th>dBuV/m</th> <th>dB</th> <th>dBuV</th> <th>dB/m</th> <th>dB</th> <th>dB</th> <th>dB</th> <th>cm</th> <th>deg</th> <th></th> </tr> </thead> <tbody> <tr> <td>1</td> <td>5625.89</td> <td>49.15</td> <td>68.20</td> <td>-19.05</td> <td>40.63</td> <td>33.00</td> <td>13.52</td> <td>38.00</td> <td>0.00</td> <td>101</td> <td>67</td> <td>PEAK</td> </tr> <tr> <td>2</td> <td>5650.69</td> <td>48.18</td> <td>68.71</td> <td>-20.53</td> <td>39.50</td> <td>33.11</td> <td>13.56</td> <td>37.99</td> <td>0.00</td> <td>101</td> <td>67</td> <td>PEAK</td> </tr> <tr> <td>3</td> <td>5719.66</td> <td>63.68</td> <td>110.71</td> <td>-47.03</td> <td>54.47</td> <td>33.54</td> <td>13.65</td> <td>37.98</td> <td>0.00</td> <td>101</td> <td>67</td> <td>PEAK</td> </tr> <tr> <td>4</td> <td>5721.06</td> <td>64.40</td> <td>113.21</td> <td>-48.81</td> <td>55.19</td> <td>33.54</td> <td>13.65</td> <td>37.98</td> <td>0.00</td> <td>101</td> <td>67</td> <td>PEAK</td> </tr> </tbody> </table>	Peak	Freq	Level	Limit	Line Margin	Read Level	Ant Factor	Cable Loss	Preamp Loss	Aux Factor	APos	TPos	Remark		MHz	dBuV/m	dBuV/m	dB	dBuV	dB/m	dB	dB	dB	cm	deg		1	5625.89	49.15	68.20	-19.05	40.63	33.00	13.52	38.00	0.00	101	67	PEAK	2	5650.69	48.18	68.71	-20.53	39.50	33.11	13.56	37.99	0.00	101	67	PEAK	3	5719.66	63.68	110.71	-47.03	54.47	33.54	13.65	37.98	0.00	101	67	PEAK	4	5721.06	64.40	113.21	-48.81	55.19	33.54	13.65	37.98	0.00	101	67	PEAK	 <p>Site : 03CH20-HY Condition: PEAK(UNII)_3m HF_91200_02360_231030 HORIZONTAL : RBW:1000.000kHz VBW:3000.000kHz SWT:Auto</p> <table border="1"> <thead> <tr> <th>Peak</th> <th>Freq</th> <th>Level</th> <th>Limit</th> <th>Line Margin</th> <th>Read Level</th> <th>Ant Factor</th> <th>Cable Loss</th> <th>Preamp Loss</th> <th>Aux Factor</th> <th>APos</th> <th>TPos</th> <th>Remark</th> </tr> <tr> <th></th> <th>MHz</th> <th>dBuV/m</th> <th>dBuV/m</th> <th>dB</th> <th>dBuV</th> <th>dB/m</th> <th>dB</th> <th>dB</th> <th>dB</th> <th>cm</th> <th>deg</th> <th></th> </tr> </thead> <tbody> <tr> <td>1</td> <td>5755.00</td> <td>100.18</td> <td>-----</td> <td>-----</td> <td>90.80</td> <td>33.65</td> <td>13.70</td> <td>37.97</td> <td>0.00</td> <td>101</td> <td>67</td> <td>PEAK</td> </tr> </tbody> </table>	Peak	Freq	Level	Limit	Line Margin	Read Level	Ant Factor	Cable Loss	Preamp Loss	Aux Factor	APos	TPos	Remark		MHz	dBuV/m	dBuV/m	dB	dBuV	dB/m	dB	dB	dB	cm	deg		1	5755.00	100.18	-----	-----	90.80	33.65	13.70	37.97	0.00	101	67	PEAK
Peak	Freq	Level	Limit	Line Margin	Read Level	Ant Factor	Cable Loss	Preamp Loss	Aux Factor	APos	TPos	Remark																																																																																																											
	MHz	dBuV/m	dBuV/m	dB	dBuV	dB/m	dB	dB	dB	cm	deg																																																																																																												
1	5625.89	49.15	68.20	-19.05	40.63	33.00	13.52	38.00	0.00	101	67	PEAK																																																																																																											
2	5650.69	48.18	68.71	-20.53	39.50	33.11	13.56	37.99	0.00	101	67	PEAK																																																																																																											
3	5719.66	63.68	110.71	-47.03	54.47	33.54	13.65	37.98	0.00	101	67	PEAK																																																																																																											
4	5721.06	64.40	113.21	-48.81	55.19	33.54	13.65	37.98	0.00	101	67	PEAK																																																																																																											
Peak	Freq	Level	Limit	Line Margin	Read Level	Ant Factor	Cable Loss	Preamp Loss	Aux Factor	APos	TPos	Remark																																																																																																											
	MHz	dBuV/m	dBuV/m	dB	dBuV	dB/m	dB	dB	dB	cm	deg																																																																																																												
1	5755.00	100.18	-----	-----	90.80	33.65	13.70	37.97	0.00	101	67	PEAK																																																																																																											
Avg	Blank	 <p>Site : 03CH20-HY Condition: AVG_54 3m HF_91200_02360_231030 HORIZONTAL : RBW:1000.000kHz VBW:1.600kHz SWT:Auto</p> <table border="1"> <thead> <tr> <th>Peak</th> <th>Freq</th> <th>Level</th> <th>Limit</th> <th>Line Margin</th> <th>Read Level</th> <th>Ant Factor</th> <th>Cable Loss</th> <th>Preamp Loss</th> <th>Aux Factor</th> <th>APos</th> <th>TPos</th> <th>Remark</th> </tr> <tr> <th></th> <th>MHz</th> <th>dBuV/m</th> <th>dBuV/m</th> <th>dB</th> <th>dBuV</th> <th>dB/m</th> <th>dB</th> <th>dB</th> <th>dB</th> <th>cm</th> <th>deg</th> <th></th> </tr> </thead> <tbody> <tr> <td>1</td> <td>5755.00</td> <td>92.90</td> <td>-----</td> <td>-----</td> <td>83.56</td> <td>33.61</td> <td>13.70</td> <td>37.97</td> <td>0.00</td> <td>101</td> <td>67</td> <td>AVERAGE</td> </tr> </tbody> </table>	Peak	Freq	Level	Limit	Line Margin	Read Level	Ant Factor	Cable Loss	Preamp Loss	Aux Factor	APos	TPos	Remark		MHz	dBuV/m	dBuV/m	dB	dBuV	dB/m	dB	dB	dB	cm	deg		1	5755.00	92.90	-----	-----	83.56	33.61	13.70	37.97	0.00	101	67	AVERAGE																																																																														
Peak	Freq	Level	Limit	Line Margin	Read Level	Ant Factor	Cable Loss	Preamp Loss	Aux Factor	APos	TPos	Remark																																																																																																											
	MHz	dBuV/m	dBuV/m	dB	dBuV	dB/m	dB	dB	dB	cm	deg																																																																																																												
1	5755.00	92.90	-----	-----	83.56	33.61	13.70	37.97	0.00	101	67	AVERAGE																																																																																																											



Mode	7																																																																															
	Band Edge - R																																																																															
	U-NII-3_5.725-5.85_802.11n HT40_CH151_5755MHz																																																																															
ANT	1																																																																															
Pol.	Horizontal	Fundamental																																																																														
Peak	<p>Site : 03CH20-HY Condition: PEAK_BE(B4)_16-24 3m HF_91200_02360_231030 HORIZONTAL : RBW:1000.000kHz VBW:3000.000kHz SWT:Auto</p> <table border="1"> <thead> <tr> <th>Peak</th> <th>Freq</th> <th>Level</th> <th>Limit</th> <th>Line Margin</th> <th>Read Level</th> <th>Ant Factor</th> <th>Cable Loss</th> <th>Preamp Factor</th> <th>Aux Factor</th> <th>APos</th> <th>TPos</th> <th>Remark</th> </tr> <tr> <th></th> <th>MHz</th> <th>dBuV/m</th> <th>dBuV/m</th> <th>dB</th> <th>dBuV</th> <th>dB/m</th> <th>dB</th> <th>dB</th> <th>dB</th> <th>cm</th> <th>deg</th> <th></th> </tr> </thead> <tbody> <tr> <td>1</td> <td>5854.84</td> <td>45.86</td> <td>111.17</td> <td>-65.31</td> <td>35.93</td> <td>34.02</td> <td>13.85</td> <td>37.94</td> <td>0.00</td> <td>101</td> <td>67</td> <td>PEAK</td> </tr> <tr> <td>2</td> <td>5873.95</td> <td>48.41</td> <td>105.49</td> <td>-57.08</td> <td>38.37</td> <td>34.10</td> <td>13.88</td> <td>37.94</td> <td>0.00</td> <td>101</td> <td>67</td> <td>PEAK</td> </tr> <tr> <td>3</td> <td>5922.70</td> <td>48.53</td> <td>69.89</td> <td>-21.36</td> <td>38.25</td> <td>34.25</td> <td>13.96</td> <td>37.93</td> <td>0.00</td> <td>101</td> <td>67</td> <td>PEAK</td> </tr> <tr> <td>4</td> <td>5943.57</td> <td>49.58</td> <td>68.20</td> <td>-18.62</td> <td>39.22</td> <td>34.29</td> <td>13.99</td> <td>37.92</td> <td>0.00</td> <td>101</td> <td>67</td> <td>PEAK</td> </tr> </tbody> </table>	Peak	Freq	Level	Limit	Line Margin	Read Level	Ant Factor	Cable Loss	Preamp Factor	Aux Factor	APos	TPos	Remark		MHz	dBuV/m	dBuV/m	dB	dBuV	dB/m	dB	dB	dB	cm	deg		1	5854.84	45.86	111.17	-65.31	35.93	34.02	13.85	37.94	0.00	101	67	PEAK	2	5873.95	48.41	105.49	-57.08	38.37	34.10	13.88	37.94	0.00	101	67	PEAK	3	5922.70	48.53	69.89	-21.36	38.25	34.25	13.96	37.93	0.00	101	67	PEAK	4	5943.57	49.58	68.20	-18.62	39.22	34.29	13.99	37.92	0.00	101	67	PEAK	Blank
Peak	Freq	Level	Limit	Line Margin	Read Level	Ant Factor	Cable Loss	Preamp Factor	Aux Factor	APos	TPos	Remark																																																																				
	MHz	dBuV/m	dBuV/m	dB	dBuV	dB/m	dB	dB	dB	cm	deg																																																																					
1	5854.84	45.86	111.17	-65.31	35.93	34.02	13.85	37.94	0.00	101	67	PEAK																																																																				
2	5873.95	48.41	105.49	-57.08	38.37	34.10	13.88	37.94	0.00	101	67	PEAK																																																																				
3	5922.70	48.53	69.89	-21.36	38.25	34.25	13.96	37.93	0.00	101	67	PEAK																																																																				
4	5943.57	49.58	68.20	-18.62	39.22	34.29	13.99	37.92	0.00	101	67	PEAK																																																																				

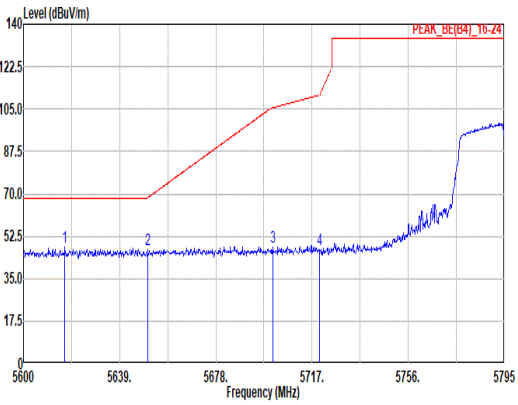
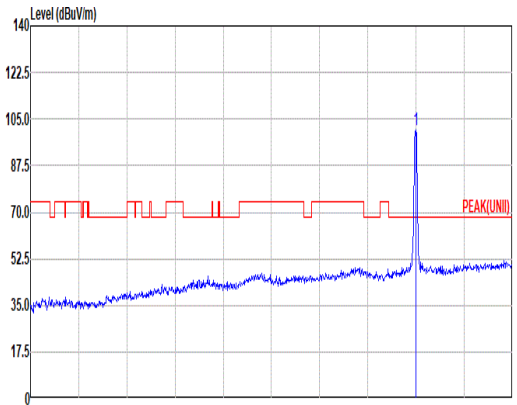
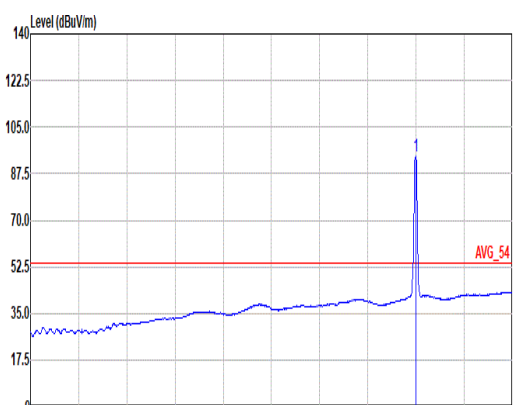


Mode	7																																																																																																											
	Band Edge - L																																																																																																											
	U-NII-3_5.725-5.85_802.11n HT40_CH151_5755MHz																																																																																																											
ANT	1																																																																																																											
Pol.	Vertical	Fundamental																																																																																																										
Peak	<p>Site : 03CH20-HY Condition: PEAK_BE(B4)_16-24 3m HF_91200_02360_231030 VERTICAL : RBW:1000.000kHz VBW:3000.000kHz SWT:Auto</p> <table border="1"> <thead> <tr> <th>Limit</th> <th>Read</th> <th>Ant</th> <th>Cable</th> <th>Preamp</th> <th>Aux</th> <th>APos</th> <th>TPos</th> <th>Remark</th> </tr> <tr> <th>Freq Level Line Margin</th> <th>Level</th> <th>Factor</th> <th>Loss</th> <th>Factor</th> <th>Factor</th> <th></th> <th></th> <th></th> </tr> <tr> <th>MHz</th> <th>dBuV/m</th> <th>dBuV/m</th> <th>dB</th> <th>dBuV</th> <th>dB/m</th> <th>dB</th> <th>dB</th> <th>cm</th> <th>deg</th> </tr> </thead> <tbody> <tr> <td>1 5633.95</td> <td>48.76</td> <td>68.20</td> <td>-19.44</td> <td>40.18</td> <td>33.04</td> <td>13.54</td> <td>38.00</td> <td>0.00</td> <td>324 241 PEAK</td> </tr> <tr> <td>2 5650.69</td> <td>47.43</td> <td>68.71</td> <td>-21.28</td> <td>38.75</td> <td>33.11</td> <td>13.56</td> <td>37.99</td> <td>0.00</td> <td>324 241 PEAK</td> </tr> <tr> <td>3 5718.73</td> <td>60.22</td> <td>110.44</td> <td>-50.22</td> <td>51.01</td> <td>33.54</td> <td>13.65</td> <td>37.98</td> <td>0.00</td> <td>324 241 PEAK</td> </tr> <tr> <td>4 5720.13</td> <td>60.28</td> <td>111.09</td> <td>-50.81</td> <td>51.07</td> <td>33.54</td> <td>13.65</td> <td>37.98</td> <td>0.00</td> <td>324 241 PEAK</td> </tr> </tbody> </table>	Limit	Read	Ant	Cable	Preamp	Aux	APos	TPos	Remark	Freq Level Line Margin	Level	Factor	Loss	Factor	Factor				MHz	dBuV/m	dBuV/m	dB	dBuV	dB/m	dB	dB	cm	deg	1 5633.95	48.76	68.20	-19.44	40.18	33.04	13.54	38.00	0.00	324 241 PEAK	2 5650.69	47.43	68.71	-21.28	38.75	33.11	13.56	37.99	0.00	324 241 PEAK	3 5718.73	60.22	110.44	-50.22	51.01	33.54	13.65	37.98	0.00	324 241 PEAK	4 5720.13	60.28	111.09	-50.81	51.07	33.54	13.65	37.98	0.00	324 241 PEAK	<p>Site : 03CH20-HY Condition: PEAK(UNI) 3m HF_91200_02360_231030 VERTICAL : RBW:1000.000kHz VBW:3000.000kHz SWT:Auto</p> <table border="1"> <thead> <tr> <th>Limit</th> <th>Read</th> <th>Ant</th> <th>Cable</th> <th>Preamp</th> <th>Aux</th> <th>APos</th> <th>TPos</th> <th>Remark</th> </tr> <tr> <th>Freq Level Line Margin</th> <th>Level</th> <th>Factor</th> <th>Loss</th> <th>Factor</th> <th>Factor</th> <th></th> <th></th> <th></th> </tr> <tr> <th>MHz</th> <th>dBuV/m</th> <th>dBuV/m</th> <th>dB</th> <th>dBuV</th> <th>dB/m</th> <th>dB</th> <th>dB</th> <th>cm</th> <th>deg</th> </tr> </thead> <tbody> <tr> <td>1 5755.00</td> <td>97.65</td> <td>-----</td> <td>-----</td> <td>88.31</td> <td>33.61</td> <td>13.70</td> <td>37.97</td> <td>0.00</td> <td>324 241 PEAK</td> </tr> </tbody> </table>	Limit	Read	Ant	Cable	Preamp	Aux	APos	TPos	Remark	Freq Level Line Margin	Level	Factor	Loss	Factor	Factor				MHz	dBuV/m	dBuV/m	dB	dBuV	dB/m	dB	dB	cm	deg	1 5755.00	97.65	-----	-----	88.31	33.61	13.70	37.97	0.00	324 241 PEAK
Limit	Read	Ant	Cable	Preamp	Aux	APos	TPos	Remark																																																																																																				
Freq Level Line Margin	Level	Factor	Loss	Factor	Factor																																																																																																							
MHz	dBuV/m	dBuV/m	dB	dBuV	dB/m	dB	dB	cm	deg																																																																																																			
1 5633.95	48.76	68.20	-19.44	40.18	33.04	13.54	38.00	0.00	324 241 PEAK																																																																																																			
2 5650.69	47.43	68.71	-21.28	38.75	33.11	13.56	37.99	0.00	324 241 PEAK																																																																																																			
3 5718.73	60.22	110.44	-50.22	51.01	33.54	13.65	37.98	0.00	324 241 PEAK																																																																																																			
4 5720.13	60.28	111.09	-50.81	51.07	33.54	13.65	37.98	0.00	324 241 PEAK																																																																																																			
Limit	Read	Ant	Cable	Preamp	Aux	APos	TPos	Remark																																																																																																				
Freq Level Line Margin	Level	Factor	Loss	Factor	Factor																																																																																																							
MHz	dBuV/m	dBuV/m	dB	dBuV	dB/m	dB	dB	cm	deg																																																																																																			
1 5755.00	97.65	-----	-----	88.31	33.61	13.70	37.97	0.00	324 241 PEAK																																																																																																			
Avg	Blank	<p>Site : 03CH20-HY Condition: AVG_54 3m HF_91200_02360_231030 VERTICAL : RBW:1000.000kHz VBW:1.600kHz SWT:Auto</p> <table border="1"> <thead> <tr> <th>Limit</th> <th>Read</th> <th>Ant</th> <th>Cable</th> <th>Preamp</th> <th>Aux</th> <th>APos</th> <th>TPos</th> <th>Remark</th> </tr> <tr> <th>Freq Level Line Margin</th> <th>Level</th> <th>Factor</th> <th>Loss</th> <th>Factor</th> <th>Factor</th> <th></th> <th></th> <th></th> </tr> <tr> <th>MHz</th> <th>dBuV/m</th> <th>dBuV/m</th> <th>dB</th> <th>dBuV</th> <th>dB/m</th> <th>dB</th> <th>dB</th> <th>cm</th> <th>deg</th> </tr> </thead> <tbody> <tr> <td>1 5755.00</td> <td>90.88</td> <td>-----</td> <td>-----</td> <td>81.50</td> <td>33.65</td> <td>13.70</td> <td>37.97</td> <td>0.00</td> <td>324 241 AVERAGE</td> </tr> </tbody> </table>	Limit	Read	Ant	Cable	Preamp	Aux	APos	TPos	Remark	Freq Level Line Margin	Level	Factor	Loss	Factor	Factor				MHz	dBuV/m	dBuV/m	dB	dBuV	dB/m	dB	dB	cm	deg	1 5755.00	90.88	-----	-----	81.50	33.65	13.70	37.97	0.00	324 241 AVERAGE																																																																				
Limit	Read	Ant	Cable	Preamp	Aux	APos	TPos	Remark																																																																																																				
Freq Level Line Margin	Level	Factor	Loss	Factor	Factor																																																																																																							
MHz	dBuV/m	dBuV/m	dB	dBuV	dB/m	dB	dB	cm	deg																																																																																																			
1 5755.00	90.88	-----	-----	81.50	33.65	13.70	37.97	0.00	324 241 AVERAGE																																																																																																			



Mode	7																																																																					
	Band Edge - R																																																																					
	U-NII-3_5.725-5.85_802.11n HT40_CH151_5755MHz																																																																					
ANT	1																																																																					
Pol.	Vertical	Fundamental																																																																				
Peak	<p>Site : 03CH20-HY Condition: PEAK_BE(B4)_16-24 3m HF_91200_02360_231030 VERTICAL : RBW:1000.000kHz VBW:3000.000kHz SWT:Auto</p> <table border="1"> <thead> <tr> <th>Limit</th> <th>Read</th> <th>Ant</th> <th>Cable</th> <th>Preamp</th> <th>Aux</th> <th>APos</th> <th>TPos</th> <th>Remark</th> </tr> <tr> <th>Freq</th> <th>Level</th> <th>Line</th> <th>Margin</th> <th>Level</th> <th>Factor</th> <th>Loss</th> <th>Factor</th> <th>Factor</th> <th>cm</th> <th>deg</th> </tr> </thead> <tbody> <tr> <td>1 5854.84</td> <td>46.05</td> <td>111.17</td> <td>-65.12</td> <td>36.12</td> <td>34.02</td> <td>13.85</td> <td>37.94</td> <td>0.00</td> <td>324</td> <td>241</td> <td>PEAK</td> </tr> <tr> <td>2 5872.78</td> <td>47.80</td> <td>105.82</td> <td>-58.02</td> <td>37.77</td> <td>34.09</td> <td>13.88</td> <td>37.94</td> <td>0.00</td> <td>324</td> <td>241</td> <td>PEAK</td> </tr> <tr> <td>3 5924.65</td> <td>48.36</td> <td>68.46</td> <td>-20.10</td> <td>38.08</td> <td>34.25</td> <td>13.96</td> <td>37.93</td> <td>0.00</td> <td>324</td> <td>241</td> <td>PEAK</td> </tr> <tr> <td>4 5944.54</td> <td>48.70</td> <td>68.20</td> <td>-19.50</td> <td>38.34</td> <td>34.29</td> <td>13.99</td> <td>37.92</td> <td>0.00</td> <td>324</td> <td>241</td> <td>PEAK</td> </tr> </tbody> </table>	Limit	Read	Ant	Cable	Preamp	Aux	APos	TPos	Remark	Freq	Level	Line	Margin	Level	Factor	Loss	Factor	Factor	cm	deg	1 5854.84	46.05	111.17	-65.12	36.12	34.02	13.85	37.94	0.00	324	241	PEAK	2 5872.78	47.80	105.82	-58.02	37.77	34.09	13.88	37.94	0.00	324	241	PEAK	3 5924.65	48.36	68.46	-20.10	38.08	34.25	13.96	37.93	0.00	324	241	PEAK	4 5944.54	48.70	68.20	-19.50	38.34	34.29	13.99	37.92	0.00	324	241	PEAK	Blank
Limit	Read	Ant	Cable	Preamp	Aux	APos	TPos	Remark																																																														
Freq	Level	Line	Margin	Level	Factor	Loss	Factor	Factor	cm	deg																																																												
1 5854.84	46.05	111.17	-65.12	36.12	34.02	13.85	37.94	0.00	324	241	PEAK																																																											
2 5872.78	47.80	105.82	-58.02	37.77	34.09	13.88	37.94	0.00	324	241	PEAK																																																											
3 5924.65	48.36	68.46	-20.10	38.08	34.25	13.96	37.93	0.00	324	241	PEAK																																																											
4 5944.54	48.70	68.20	-19.50	38.34	34.29	13.99	37.92	0.00	324	241	PEAK																																																											



Mode	8																																																																																																										
	Band Edge - L																																																																																																										
	U-NII-3_5.725-5.85_802.11n HT40_CH159_5795MHz																																																																																																										
ANT	1																																																																																																										
Pol.	Horizontal	Fundamental																																																																																																									
Peak	 <p>Site : 03CH20-HY Condition: PEAK_BE(B4)_16-24 3m HF_91200_02360_231030 HORIZONTAL : RBW:1000.000kHz VBW:3000.000kHz SWT:Auto</p> <table border="1"> <thead> <tr> <th></th> <th>Limit</th> <th>Read</th> <th>Ant</th> <th>Cable</th> <th>Preamp</th> <th>Aux</th> <th>APos</th> <th>TPos</th> <th>Remark</th> </tr> <tr> <th>Freq</th> <th>Level</th> <th>Line Margin</th> <th>Level</th> <th>Factor</th> <th>Loss Factor</th> <th>Factor</th> <th>dB</th> <th>cm</th> <th>deg</th> </tr> </thead> <tbody> <tr> <td>1</td> <td>5616.77</td> <td>47.84</td> <td>68.20</td> <td>-20.36</td> <td>39.36</td> <td>32.97</td> <td>13.51</td> <td>38.00</td> <td>0.00</td> <td>112</td> <td>64</td> <td>PEAK</td> </tr> <tr> <td>2</td> <td>5650.51</td> <td>46.98</td> <td>68.58</td> <td>-21.60</td> <td>38.31</td> <td>33.10</td> <td>13.56</td> <td>37.99</td> <td>0.00</td> <td>112</td> <td>64</td> <td>PEAK</td> </tr> <tr> <td>3</td> <td>5701.01</td> <td>47.84</td> <td>105.48</td> <td>-57.64</td> <td>38.69</td> <td>33.50</td> <td>13.63</td> <td>37.98</td> <td>0.00</td> <td>112</td> <td>64</td> <td>PEAK</td> </tr> <tr> <td>4</td> <td>5720.12</td> <td>46.82</td> <td>111.07</td> <td>-64.25</td> <td>37.61</td> <td>33.54</td> <td>13.65</td> <td>37.98</td> <td>0.00</td> <td>112</td> <td>64</td> <td>PEAK</td> </tr> </tbody> </table>		Limit	Read	Ant	Cable	Preamp	Aux	APos	TPos	Remark	Freq	Level	Line Margin	Level	Factor	Loss Factor	Factor	dB	cm	deg	1	5616.77	47.84	68.20	-20.36	39.36	32.97	13.51	38.00	0.00	112	64	PEAK	2	5650.51	46.98	68.58	-21.60	38.31	33.10	13.56	37.99	0.00	112	64	PEAK	3	5701.01	47.84	105.48	-57.64	38.69	33.50	13.63	37.98	0.00	112	64	PEAK	4	5720.12	46.82	111.07	-64.25	37.61	33.54	13.65	37.98	0.00	112	64	PEAK	 <p>Site : 03CH20-HY Condition: PEAK(UNII) 3m HF_91200_02360_231030 HORIZONTAL : RBW:1000.000kHz VBW:3000.000kHz SWT:Auto</p> <table border="1"> <thead> <tr> <th></th> <th>Limit</th> <th>Read</th> <th>Ant</th> <th>Cable</th> <th>Preamp</th> <th>Aux</th> <th>APos</th> <th>TPos</th> <th>Remark</th> </tr> <tr> <th>Freq</th> <th>Level</th> <th>Line Margin</th> <th>Level</th> <th>Factor</th> <th>Loss Factor</th> <th>Factor</th> <th>dB</th> <th>cm</th> <th>deg</th> </tr> </thead> <tbody> <tr> <td>1</td> <td>5795.00</td> <td>100.85</td> <td>-----</td> <td>-----</td> <td>91.15</td> <td>33.90</td> <td>13.76</td> <td>37.96</td> <td>0.00</td> <td>112</td> <td>64</td> <td>PEAK</td> </tr> </tbody> </table>		Limit	Read	Ant	Cable	Preamp	Aux	APos	TPos	Remark	Freq	Level	Line Margin	Level	Factor	Loss Factor	Factor	dB	cm	deg	1	5795.00	100.85	-----	-----	91.15	33.90	13.76	37.96	0.00	112	64	PEAK
	Limit	Read	Ant	Cable	Preamp	Aux	APos	TPos	Remark																																																																																																		
Freq	Level	Line Margin	Level	Factor	Loss Factor	Factor	dB	cm	deg																																																																																																		
1	5616.77	47.84	68.20	-20.36	39.36	32.97	13.51	38.00	0.00	112	64	PEAK																																																																																															
2	5650.51	46.98	68.58	-21.60	38.31	33.10	13.56	37.99	0.00	112	64	PEAK																																																																																															
3	5701.01	47.84	105.48	-57.64	38.69	33.50	13.63	37.98	0.00	112	64	PEAK																																																																																															
4	5720.12	46.82	111.07	-64.25	37.61	33.54	13.65	37.98	0.00	112	64	PEAK																																																																																															
	Limit	Read	Ant	Cable	Preamp	Aux	APos	TPos	Remark																																																																																																		
Freq	Level	Line Margin	Level	Factor	Loss Factor	Factor	dB	cm	deg																																																																																																		
1	5795.00	100.85	-----	-----	91.15	33.90	13.76	37.96	0.00	112	64	PEAK																																																																																															
Avg	Blank	 <p>Site : 03CH20-HY Condition: AVG_54 3m HF_91200_02360_231030 HORIZONTAL : RBW:1000.000kHz VBW:1.600kHz SWT:Auto</p> <table border="1"> <thead> <tr> <th></th> <th>Limit</th> <th>Read</th> <th>Ant</th> <th>Cable</th> <th>Preamp</th> <th>Aux</th> <th>APos</th> <th>TPos</th> <th>Remark</th> </tr> <tr> <th>Freq</th> <th>Level</th> <th>Line Margin</th> <th>Level</th> <th>Factor</th> <th>Loss Factor</th> <th>Factor</th> <th>dB</th> <th>cm</th> <th>deg</th> </tr> </thead> <tbody> <tr> <td>1</td> <td>5795.00</td> <td>93.85</td> <td>-----</td> <td>-----</td> <td>84.20</td> <td>33.86</td> <td>13.75</td> <td>37.96</td> <td>0.00</td> <td>112</td> <td>64</td> <td>AVERAGE</td> </tr> </tbody> </table>		Limit	Read	Ant	Cable	Preamp	Aux	APos	TPos	Remark	Freq	Level	Line Margin	Level	Factor	Loss Factor	Factor	dB	cm	deg	1	5795.00	93.85	-----	-----	84.20	33.86	13.75	37.96	0.00	112	64	AVERAGE																																																																								
	Limit	Read	Ant	Cable	Preamp	Aux	APos	TPos	Remark																																																																																																		
Freq	Level	Line Margin	Level	Factor	Loss Factor	Factor	dB	cm	deg																																																																																																		
1	5795.00	93.85	-----	-----	84.20	33.86	13.75	37.96	0.00	112	64	AVERAGE																																																																																															



Mode	8																																																																															
	Band Edge - R																																																																															
	U-NII-3_5.725-5.85_802.11n HT40_CH159_5795MHz																																																																															
ANT	1																																																																															
Pol.	Horizontal	Fundamental																																																																														
Peak	<p>Site : 03CH20-HY Condition: PEAK_BE(B4)_16-24 3m HF_91200_02360_231030 HORIZONTAL : RBW:1000.000kHz VBW:3000.000kHz SWT:Auto</p> <table border="1"> <thead> <tr> <th>Peak</th> <th>Freq</th> <th>Level</th> <th>Limit</th> <th>Line Margin</th> <th>Read Level</th> <th>Ant Factor</th> <th>Cable Loss</th> <th>Preamp Factor</th> <th>Aux Factor</th> <th>APos</th> <th>TPos</th> <th>Remark</th> </tr> <tr> <th></th> <th>MHz</th> <th>dBuV/m</th> <th>dBuV/m</th> <th>dB</th> <th>dBuV</th> <th>dB/m</th> <th>dB</th> <th>dB</th> <th>dB</th> <th>cm</th> <th>deg</th> <th></th> </tr> </thead> <tbody> <tr> <td>1</td> <td>5854.99</td> <td>48.49</td> <td>110.83</td> <td>-62.34</td> <td>38.56</td> <td>34.02</td> <td>13.85</td> <td>37.94</td> <td>0.00</td> <td>112</td> <td>64</td> <td>PEAK</td> </tr> <tr> <td>2</td> <td>5873.59</td> <td>49.97</td> <td>105.60</td> <td>-55.63</td> <td>39.94</td> <td>34.09</td> <td>13.88</td> <td>37.94</td> <td>0.00</td> <td>112</td> <td>64</td> <td>PEAK</td> </tr> <tr> <td>3</td> <td>5923.96</td> <td>47.95</td> <td>68.97</td> <td>-21.02</td> <td>37.67</td> <td>34.25</td> <td>13.96</td> <td>37.93</td> <td>0.00</td> <td>112</td> <td>64</td> <td>PEAK</td> </tr> <tr> <td>4</td> <td>5945.66</td> <td>49.60</td> <td>68.20</td> <td>-18.60</td> <td>39.24</td> <td>34.29</td> <td>13.99</td> <td>37.92</td> <td>0.00</td> <td>112</td> <td>64</td> <td>PEAK</td> </tr> </tbody> </table>	Peak	Freq	Level	Limit	Line Margin	Read Level	Ant Factor	Cable Loss	Preamp Factor	Aux Factor	APos	TPos	Remark		MHz	dBuV/m	dBuV/m	dB	dBuV	dB/m	dB	dB	dB	cm	deg		1	5854.99	48.49	110.83	-62.34	38.56	34.02	13.85	37.94	0.00	112	64	PEAK	2	5873.59	49.97	105.60	-55.63	39.94	34.09	13.88	37.94	0.00	112	64	PEAK	3	5923.96	47.95	68.97	-21.02	37.67	34.25	13.96	37.93	0.00	112	64	PEAK	4	5945.66	49.60	68.20	-18.60	39.24	34.29	13.99	37.92	0.00	112	64	PEAK	Blank
Peak	Freq	Level	Limit	Line Margin	Read Level	Ant Factor	Cable Loss	Preamp Factor	Aux Factor	APos	TPos	Remark																																																																				
	MHz	dBuV/m	dBuV/m	dB	dBuV	dB/m	dB	dB	dB	cm	deg																																																																					
1	5854.99	48.49	110.83	-62.34	38.56	34.02	13.85	37.94	0.00	112	64	PEAK																																																																				
2	5873.59	49.97	105.60	-55.63	39.94	34.09	13.88	37.94	0.00	112	64	PEAK																																																																				
3	5923.96	47.95	68.97	-21.02	37.67	34.25	13.96	37.93	0.00	112	64	PEAK																																																																				
4	5945.66	49.60	68.20	-18.60	39.24	34.29	13.99	37.92	0.00	112	64	PEAK																																																																				

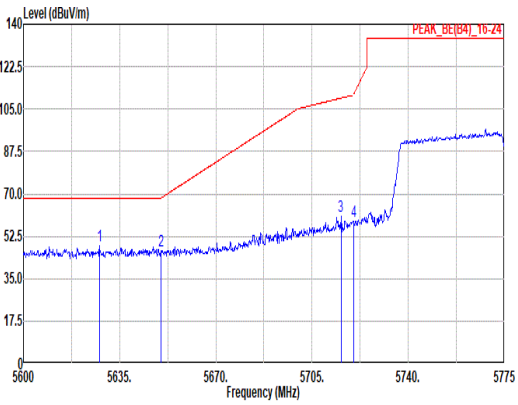
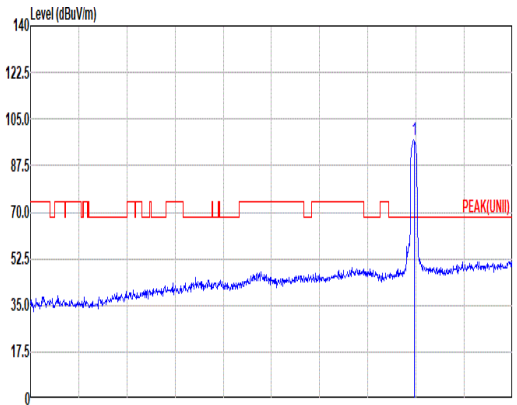
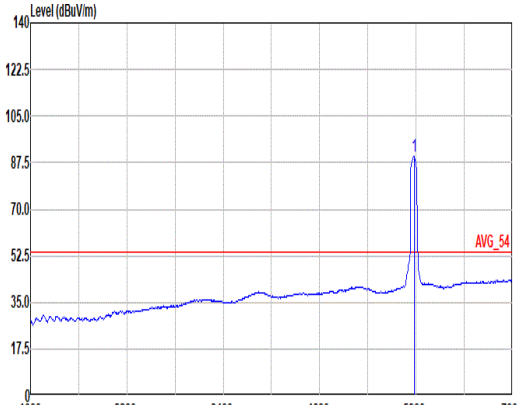


Mode	8																																																																																																																								
	Band Edge - L																																																																																																																								
	U-NII-3_5.725-5.85_802.11n_HT40_CH159_5795MHz																																																																																																																								
ANT	1																																																																																																																								
Pol.	Vertical	Fundamental																																																																																																																							
Peak	<p>Level (dBuV/m)</p> <p>Frequency (MHz)</p> <p>PEAK_BE(B4)_16-24</p> <p>Site : 03CH20-HY Condition: PEAK_BE(B4)_16-24 3m HF_91200_02360_231030 VERTICAL : RBW:1000.000kHz VBW:3000.000kHz SWT:Auto</p> <table border="1"> <thead> <tr> <th>Limit</th> <th>Read</th> <th>Ant</th> <th>Cable</th> <th>Preamp</th> <th>Aux</th> <th>APos</th> <th>TPos</th> <th>Remark</th> </tr> <tr> <th>Freq</th> <th>Level</th> <th>Line Margin</th> <th>Level</th> <th>Factor</th> <th>Loss</th> <th>Factor</th> <th>Factor</th> <th></th> </tr> <tr> <th>MHz</th> <th>dBuV/m</th> <th>dBuV/m</th> <th>dB</th> <th>dBuV</th> <th>dB/m</th> <th>dB</th> <th>dB</th> <th>cm</th> </tr> </thead> <tbody> <tr> <td>1</td> <td>5643.60</td> <td>47.38</td> <td>68.20</td> <td>-20.82</td> <td>38.76</td> <td>33.07</td> <td>13.55</td> <td>38.00</td> <td>0.00</td> <td>100</td> <td>141</td> <td>PEAK</td> </tr> <tr> <td>2</td> <td>5650.31</td> <td>46.29</td> <td>68.43</td> <td>-22.14</td> <td>37.62</td> <td>33.10</td> <td>13.56</td> <td>37.99</td> <td>0.00</td> <td>100</td> <td>141</td> <td>PEAK</td> </tr> <tr> <td>3</td> <td>5700.43</td> <td>47.54</td> <td>105.32</td> <td>-57.78</td> <td>38.39</td> <td>33.50</td> <td>13.63</td> <td>37.98</td> <td>0.00</td> <td>100</td> <td>141</td> <td>PEAK</td> </tr> <tr> <td>4</td> <td>5720.12</td> <td>45.80</td> <td>111.07</td> <td>-65.27</td> <td>36.59</td> <td>33.54</td> <td>13.65</td> <td>37.98</td> <td>0.00</td> <td>100</td> <td>141</td> <td>PEAK</td> </tr> </tbody> </table>	Limit	Read	Ant	Cable	Preamp	Aux	APos	TPos	Remark	Freq	Level	Line Margin	Level	Factor	Loss	Factor	Factor		MHz	dBuV/m	dBuV/m	dB	dBuV	dB/m	dB	dB	cm	1	5643.60	47.38	68.20	-20.82	38.76	33.07	13.55	38.00	0.00	100	141	PEAK	2	5650.31	46.29	68.43	-22.14	37.62	33.10	13.56	37.99	0.00	100	141	PEAK	3	5700.43	47.54	105.32	-57.78	38.39	33.50	13.63	37.98	0.00	100	141	PEAK	4	5720.12	45.80	111.07	-65.27	36.59	33.54	13.65	37.98	0.00	100	141	PEAK	<p>Level (dBuV/m)</p> <p>Frequency (MHz)</p> <p>PEAK(UNI)</p> <p>Site : 03CH20-HY Condition: PEAK(UNI) 3m HF_91200_02360_231030 VERTICAL : RBW:1000.000kHz VBW:3000.000kHz SWT:Auto</p> <table border="1"> <thead> <tr> <th>Limit</th> <th>Read</th> <th>Ant</th> <th>Cable</th> <th>Preamp</th> <th>Aux</th> <th>APos</th> <th>TPos</th> <th>Remark</th> </tr> <tr> <th>Freq</th> <th>Level</th> <th>Line Margin</th> <th>Level</th> <th>Factor</th> <th>Loss</th> <th>Factor</th> <th>Factor</th> <th></th> </tr> <tr> <th>MHz</th> <th>dBuV/m</th> <th>dBuV/m</th> <th>dB</th> <th>dBuV</th> <th>dB/m</th> <th>dB</th> <th>dB</th> <th>cm</th> </tr> </thead> <tbody> <tr> <td>1</td> <td>5795.00</td> <td>98.56</td> <td>-----</td> <td>-----</td> <td>88.86</td> <td>33.90</td> <td>13.76</td> <td>37.96</td> <td>0.00</td> <td>100</td> <td>141</td> <td>PEAK</td> </tr> </tbody> </table>	Limit	Read	Ant	Cable	Preamp	Aux	APos	TPos	Remark	Freq	Level	Line Margin	Level	Factor	Loss	Factor	Factor		MHz	dBuV/m	dBuV/m	dB	dBuV	dB/m	dB	dB	cm	1	5795.00	98.56	-----	-----	88.86	33.90	13.76	37.96	0.00	100	141	PEAK
Limit	Read	Ant	Cable	Preamp	Aux	APos	TPos	Remark																																																																																																																	
Freq	Level	Line Margin	Level	Factor	Loss	Factor	Factor																																																																																																																		
MHz	dBuV/m	dBuV/m	dB	dBuV	dB/m	dB	dB	cm																																																																																																																	
1	5643.60	47.38	68.20	-20.82	38.76	33.07	13.55	38.00	0.00	100	141	PEAK																																																																																																													
2	5650.31	46.29	68.43	-22.14	37.62	33.10	13.56	37.99	0.00	100	141	PEAK																																																																																																													
3	5700.43	47.54	105.32	-57.78	38.39	33.50	13.63	37.98	0.00	100	141	PEAK																																																																																																													
4	5720.12	45.80	111.07	-65.27	36.59	33.54	13.65	37.98	0.00	100	141	PEAK																																																																																																													
Limit	Read	Ant	Cable	Preamp	Aux	APos	TPos	Remark																																																																																																																	
Freq	Level	Line Margin	Level	Factor	Loss	Factor	Factor																																																																																																																		
MHz	dBuV/m	dBuV/m	dB	dBuV	dB/m	dB	dB	cm																																																																																																																	
1	5795.00	98.56	-----	-----	88.86	33.90	13.76	37.96	0.00	100	141	PEAK																																																																																																													
Avg	Blank	<p>Level (dBuV/m)</p> <p>Frequency (MHz)</p> <p>AVG_54</p> <p>Site : 03CH20-HY Condition: AVG_54 3m HF_91200_02360_231030 VERTICAL : RBW:1000.000kHz VBW:1.600kHz SWT:Auto</p> <table border="1"> <thead> <tr> <th>Limit</th> <th>Read</th> <th>Ant</th> <th>Cable</th> <th>Preamp</th> <th>Aux</th> <th>APos</th> <th>TPos</th> <th>Remark</th> </tr> <tr> <th>Freq</th> <th>Level</th> <th>Line Margin</th> <th>Level</th> <th>Factor</th> <th>Loss</th> <th>Factor</th> <th>Factor</th> <th></th> </tr> <tr> <th>MHz</th> <th>dBuV/m</th> <th>dBuV/m</th> <th>dB</th> <th>dBuV</th> <th>dB/m</th> <th>dB</th> <th>dB</th> <th>cm</th> </tr> </thead> <tbody> <tr> <td>1</td> <td>5795.00</td> <td>91.59</td> <td>-----</td> <td>-----</td> <td>81.94</td> <td>33.86</td> <td>13.75</td> <td>37.96</td> <td>0.00</td> <td>100</td> <td>141</td> <td>AVERAGE</td> </tr> </tbody> </table>	Limit	Read	Ant	Cable	Preamp	Aux	APos	TPos	Remark	Freq	Level	Line Margin	Level	Factor	Loss	Factor	Factor		MHz	dBuV/m	dBuV/m	dB	dBuV	dB/m	dB	dB	cm	1	5795.00	91.59	-----	-----	81.94	33.86	13.75	37.96	0.00	100	141	AVERAGE																																																																															
Limit	Read	Ant	Cable	Preamp	Aux	APos	TPos	Remark																																																																																																																	
Freq	Level	Line Margin	Level	Factor	Loss	Factor	Factor																																																																																																																		
MHz	dBuV/m	dBuV/m	dB	dBuV	dB/m	dB	dB	cm																																																																																																																	
1	5795.00	91.59	-----	-----	81.94	33.86	13.75	37.96	0.00	100	141	AVERAGE																																																																																																													



Mode	8																																																																															
	Band Edge - R																																																																															
	U-NII-3_5.725-5.85_802.11n HT40_CH159_5795MHz																																																																															
ANT	1																																																																															
Pol.	Vertical	Fundamental																																																																														
Peak	<p>Site : 03CH20-HY Condition: PEAK_BE(B4)_16-24 3m HF_91200_02360_231030 VERTICAL : RBW:1000.000kHz VBW:3000.000kHz SWT:Auto</p> <table border="1"> <thead> <tr> <th>Peak</th> <th>Freq</th> <th>Level</th> <th>Limit</th> <th>Line Margin</th> <th>Read Level</th> <th>Ant Factor</th> <th>Cable Loss</th> <th>Preamp</th> <th>Aux</th> <th>APos</th> <th>TPos</th> <th>Remark</th> </tr> <tr> <th></th> <th>MHz</th> <th>dBuV/m</th> <th>dBuV/m</th> <th>dB</th> <th>dBuV</th> <th>dB/m</th> <th>dB</th> <th>dB</th> <th>dB</th> <th>cm</th> <th>deg</th> <th></th> </tr> </thead> <tbody> <tr> <td>1</td> <td>5854.99</td> <td>48.10</td> <td>110.83</td> <td>-62.73</td> <td>38.17</td> <td>34.02</td> <td>13.85</td> <td>37.94</td> <td>0.00</td> <td>100</td> <td>141</td> <td>PEAK</td> </tr> <tr> <td>2</td> <td>5872.50</td> <td>48.64</td> <td>105.90</td> <td>-57.26</td> <td>38.61</td> <td>34.09</td> <td>13.88</td> <td>37.94</td> <td>0.00</td> <td>100</td> <td>141</td> <td>PEAK</td> </tr> <tr> <td>3</td> <td>5923.03</td> <td>49.01</td> <td>69.65</td> <td>-20.64</td> <td>38.73</td> <td>34.25</td> <td>13.96</td> <td>37.93</td> <td>0.00</td> <td>100</td> <td>141</td> <td>PEAK</td> </tr> <tr> <td>4</td> <td>5927.68</td> <td>50.44</td> <td>68.20</td> <td>-17.76</td> <td>40.15</td> <td>34.26</td> <td>13.96</td> <td>37.93</td> <td>0.00</td> <td>100</td> <td>141</td> <td>PEAK</td> </tr> </tbody> </table>	Peak	Freq	Level	Limit	Line Margin	Read Level	Ant Factor	Cable Loss	Preamp	Aux	APos	TPos	Remark		MHz	dBuV/m	dBuV/m	dB	dBuV	dB/m	dB	dB	dB	cm	deg		1	5854.99	48.10	110.83	-62.73	38.17	34.02	13.85	37.94	0.00	100	141	PEAK	2	5872.50	48.64	105.90	-57.26	38.61	34.09	13.88	37.94	0.00	100	141	PEAK	3	5923.03	49.01	69.65	-20.64	38.73	34.25	13.96	37.93	0.00	100	141	PEAK	4	5927.68	50.44	68.20	-17.76	40.15	34.26	13.96	37.93	0.00	100	141	PEAK	Blank
Peak	Freq	Level	Limit	Line Margin	Read Level	Ant Factor	Cable Loss	Preamp	Aux	APos	TPos	Remark																																																																				
	MHz	dBuV/m	dBuV/m	dB	dBuV	dB/m	dB	dB	dB	cm	deg																																																																					
1	5854.99	48.10	110.83	-62.73	38.17	34.02	13.85	37.94	0.00	100	141	PEAK																																																																				
2	5872.50	48.64	105.90	-57.26	38.61	34.09	13.88	37.94	0.00	100	141	PEAK																																																																				
3	5923.03	49.01	69.65	-20.64	38.73	34.25	13.96	37.93	0.00	100	141	PEAK																																																																				
4	5927.68	50.44	68.20	-17.76	40.15	34.26	13.96	37.93	0.00	100	141	PEAK																																																																				



Mode	9																																																																																																																								
	Band Edge - L																																																																																																																								
	U-NII-3_5.725-5.85_802.11ac VHT80_CH155_5775MHz																																																																																																																								
ANT	1																																																																																																																								
Pol.	Horizontal	Fundamental																																																																																																																							
Peak	 <p>Site : 03CH20-HY Condition: PEAK_BE(B4)_16-24 3m HF_91200_02360_231030 HORIZONTAL : RBW:1000.000kHz VBW:3000.000kHz SWT:Auto</p> <table border="1"> <thead> <tr> <th>Limit</th> <th>Read</th> <th>Ant</th> <th>Cable</th> <th>Preamp</th> <th>Aux</th> <th>Apos</th> <th>Tpos</th> <th>Remark</th> </tr> <tr> <th>Freq</th> <th>Level</th> <th>Line Margin</th> <th>Level</th> <th>Factor</th> <th>Loss</th> <th>Factor</th> <th>Factor</th> <th></th> </tr> <tr> <th>MHz</th> <th>dBuV/m</th> <th>dBuV/m</th> <th>dB</th> <th>dBuV</th> <th>dB/m</th> <th>dB</th> <th>dB</th> <th>cm</th> </tr> </thead> <tbody> <tr> <td>1</td> <td>5627.65</td> <td>48.48</td> <td>68.20</td> <td>-19.72</td> <td>39.94</td> <td>33.01</td> <td>13.53</td> <td>38.00</td> <td>0.00</td> <td>100</td> <td>67</td> <td>PEAK</td> </tr> <tr> <td>2</td> <td>5650.05</td> <td>46.26</td> <td>68.24</td> <td>-21.98</td> <td>37.59</td> <td>33.10</td> <td>13.56</td> <td>37.99</td> <td>0.00</td> <td>100</td> <td>67</td> <td>PEAK</td> </tr> <tr> <td>3</td> <td>5715.50</td> <td>60.89</td> <td>109.54</td> <td>-48.65</td> <td>51.69</td> <td>33.53</td> <td>13.65</td> <td>37.98</td> <td>0.00</td> <td>100</td> <td>67</td> <td>PEAK</td> </tr> <tr> <td>4</td> <td>5720.05</td> <td>58.73</td> <td>110.91</td> <td>-52.18</td> <td>49.52</td> <td>33.54</td> <td>13.65</td> <td>37.98</td> <td>0.00</td> <td>100</td> <td>67</td> <td>PEAK</td> </tr> </tbody> </table>	Limit	Read	Ant	Cable	Preamp	Aux	Apos	Tpos	Remark	Freq	Level	Line Margin	Level	Factor	Loss	Factor	Factor		MHz	dBuV/m	dBuV/m	dB	dBuV	dB/m	dB	dB	cm	1	5627.65	48.48	68.20	-19.72	39.94	33.01	13.53	38.00	0.00	100	67	PEAK	2	5650.05	46.26	68.24	-21.98	37.59	33.10	13.56	37.99	0.00	100	67	PEAK	3	5715.50	60.89	109.54	-48.65	51.69	33.53	13.65	37.98	0.00	100	67	PEAK	4	5720.05	58.73	110.91	-52.18	49.52	33.54	13.65	37.98	0.00	100	67	PEAK	 <p>Site : 03CH20-HY Condition: PEAK(UNII) 3m HF_91200_02360_231030 HORIZONTAL : RBW:1000.000kHz VBW:3000.000kHz SWT:Auto</p> <table border="1"> <thead> <tr> <th>Limit</th> <th>Read</th> <th>Ant</th> <th>Cable</th> <th>Preamp</th> <th>Aux</th> <th>Apos</th> <th>Tpos</th> <th>Remark</th> </tr> <tr> <th>Freq</th> <th>Level</th> <th>Line Margin</th> <th>Level</th> <th>Factor</th> <th>Loss</th> <th>Factor</th> <th>Factor</th> <th></th> </tr> <tr> <th>MHz</th> <th>dBuV/m</th> <th>dBuV/m</th> <th>dB</th> <th>dBuV</th> <th>dB/m</th> <th>dB</th> <th>dB</th> <th>cm</th> </tr> </thead> <tbody> <tr> <td>1</td> <td>5775.00</td> <td>97.02</td> <td>-----</td> <td>-----</td> <td>87.55</td> <td>33.72</td> <td>13.72</td> <td>37.97</td> <td>0.00</td> <td>100</td> <td>67</td> <td>PEAK</td> </tr> </tbody> </table>	Limit	Read	Ant	Cable	Preamp	Aux	Apos	Tpos	Remark	Freq	Level	Line Margin	Level	Factor	Loss	Factor	Factor		MHz	dBuV/m	dBuV/m	dB	dBuV	dB/m	dB	dB	cm	1	5775.00	97.02	-----	-----	87.55	33.72	13.72	37.97	0.00	100	67	PEAK
Limit	Read	Ant	Cable	Preamp	Aux	Apos	Tpos	Remark																																																																																																																	
Freq	Level	Line Margin	Level	Factor	Loss	Factor	Factor																																																																																																																		
MHz	dBuV/m	dBuV/m	dB	dBuV	dB/m	dB	dB	cm																																																																																																																	
1	5627.65	48.48	68.20	-19.72	39.94	33.01	13.53	38.00	0.00	100	67	PEAK																																																																																																													
2	5650.05	46.26	68.24	-21.98	37.59	33.10	13.56	37.99	0.00	100	67	PEAK																																																																																																													
3	5715.50	60.89	109.54	-48.65	51.69	33.53	13.65	37.98	0.00	100	67	PEAK																																																																																																													
4	5720.05	58.73	110.91	-52.18	49.52	33.54	13.65	37.98	0.00	100	67	PEAK																																																																																																													
Limit	Read	Ant	Cable	Preamp	Aux	Apos	Tpos	Remark																																																																																																																	
Freq	Level	Line Margin	Level	Factor	Loss	Factor	Factor																																																																																																																		
MHz	dBuV/m	dBuV/m	dB	dBuV	dB/m	dB	dB	cm																																																																																																																	
1	5775.00	97.02	-----	-----	87.55	33.72	13.72	37.97	0.00	100	67	PEAK																																																																																																													
Avg	Blank	 <p>Site : 03CH20-HY Condition: AVG_54 3m HF_91200_02360_231030 HORIZONTAL : RBW:1000.000kHz VBW:3.300kHz SWT:Auto</p> <table border="1"> <thead> <tr> <th>Limit</th> <th>Read</th> <th>Ant</th> <th>Cable</th> <th>Preamp</th> <th>Aux</th> <th>Apos</th> <th>Tpos</th> <th>Remark</th> </tr> <tr> <th>Freq</th> <th>Level</th> <th>Line Margin</th> <th>Level</th> <th>Factor</th> <th>Loss</th> <th>Factor</th> <th>Factor</th> <th></th> </tr> <tr> <th>MHz</th> <th>dBuV/m</th> <th>dBuV/m</th> <th>dB</th> <th>dBuV</th> <th>dB/m</th> <th>dB</th> <th>dB</th> <th>cm</th> </tr> </thead> <tbody> <tr> <td>1</td> <td>5775.00</td> <td>89.97</td> <td>-----</td> <td>-----</td> <td>80.44</td> <td>33.76</td> <td>13.73</td> <td>37.96</td> <td>0.00</td> <td>100</td> <td>67</td> <td>AVERAGE</td> </tr> </tbody> </table>	Limit	Read	Ant	Cable	Preamp	Aux	Apos	Tpos	Remark	Freq	Level	Line Margin	Level	Factor	Loss	Factor	Factor		MHz	dBuV/m	dBuV/m	dB	dBuV	dB/m	dB	dB	cm	1	5775.00	89.97	-----	-----	80.44	33.76	13.73	37.96	0.00	100	67	AVERAGE																																																																															
Limit	Read	Ant	Cable	Preamp	Aux	Apos	Tpos	Remark																																																																																																																	
Freq	Level	Line Margin	Level	Factor	Loss	Factor	Factor																																																																																																																		
MHz	dBuV/m	dBuV/m	dB	dBuV	dB/m	dB	dB	cm																																																																																																																	
1	5775.00	89.97	-----	-----	80.44	33.76	13.73	37.96	0.00	100	67	AVERAGE																																																																																																													



Mode	9																																																																	
	Band Edge - R																																																																	
	U-NII-3_5.725-5.85_802.11ac VHT80_CH155_5775MHz																																																																	
ANT	1																																																																	
Pol.	Horizontal	Fundamental																																																																
Peak	<p>Site : 03CH20-HY Condition: PEAK_BE(B4)_16-24 3m HF_91200_02360_231030 HORIZONTAL : RBW:1000.000kHz VBW:3000.000kHz SWT:Auto</p> <table border="1"> <thead> <tr> <th rowspan="2">Freq</th> <th rowspan="2">Level</th> <th colspan="2">Limit</th> <th rowspan="2">Read Level</th> <th rowspan="2">Ant Factor</th> <th rowspan="2">Cable Loss</th> <th rowspan="2">Preamp Factor</th> <th rowspan="2">Aux Factor</th> <th rowspan="2">APos</th> <th rowspan="2">TPos</th> <th rowspan="2">Remark</th> </tr> <tr> <th>dBuV/m</th> <th>dB</th> <th>dBuV</th> <th>dB/m</th> </tr> </thead> <tbody> <tr> <td>1</td> <td>5854.80</td> <td>49.29</td> <td>111.26</td> <td>-61.97</td> <td>39.36</td> <td>34.02</td> <td>13.85</td> <td>37.94</td> <td>0.00</td> <td>100</td> <td>67 PEAK</td> </tr> <tr> <td>2</td> <td>5874.23</td> <td>48.76</td> <td>105.42</td> <td>-56.66</td> <td>38.72</td> <td>34.10</td> <td>13.88</td> <td>37.94</td> <td>0.00</td> <td>100</td> <td>67 PEAK</td> </tr> <tr> <td>3</td> <td>5923.58</td> <td>49.17</td> <td>69.25</td> <td>-20.08</td> <td>38.89</td> <td>34.25</td> <td>13.96</td> <td>37.93</td> <td>0.00</td> <td>100</td> <td>67 PEAK</td> </tr> <tr> <td>4</td> <td>5936.88</td> <td>49.03</td> <td>68.20</td> <td>-19.17</td> <td>38.71</td> <td>34.27</td> <td>13.98</td> <td>37.93</td> <td>0.00</td> <td>100</td> <td>67 PEAK</td> </tr> </tbody> </table>	Freq	Level	Limit		Read Level	Ant Factor	Cable Loss	Preamp Factor	Aux Factor	APos	TPos	Remark	dBuV/m	dB	dBuV	dB/m	1	5854.80	49.29	111.26	-61.97	39.36	34.02	13.85	37.94	0.00	100	67 PEAK	2	5874.23	48.76	105.42	-56.66	38.72	34.10	13.88	37.94	0.00	100	67 PEAK	3	5923.58	49.17	69.25	-20.08	38.89	34.25	13.96	37.93	0.00	100	67 PEAK	4	5936.88	49.03	68.20	-19.17	38.71	34.27	13.98	37.93	0.00	100	67 PEAK	Blank
Freq	Level			Limit										Read Level	Ant Factor	Cable Loss	Preamp Factor	Aux Factor	APos	TPos	Remark																																													
		dBuV/m	dB	dBuV	dB/m																																																													
1	5854.80	49.29	111.26	-61.97	39.36	34.02	13.85	37.94	0.00	100	67 PEAK																																																							
2	5874.23	48.76	105.42	-56.66	38.72	34.10	13.88	37.94	0.00	100	67 PEAK																																																							
3	5923.58	49.17	69.25	-20.08	38.89	34.25	13.96	37.93	0.00	100	67 PEAK																																																							
4	5936.88	49.03	68.20	-19.17	38.71	34.27	13.98	37.93	0.00	100	67 PEAK																																																							



Mode	9																																																																																																																										
	Band Edge - L																																																																																																																										
	U-NII-3_5.725-5.85_802.11ac VHT80_CH155_5775MHz																																																																																																																										
ANT	1																																																																																																																										
Pol.	Vertical	Fundamental																																																																																																																									
Peak	<p>Level (dBuV/m)</p> <p>Frequency (MHz)</p> <p>PEAK_BE(B4)_16-24</p> <p>Site : 03CH20-HY Condition: PEAK_BE(B4)_16-24 3m HF_91200_02360_231030 VERTICAL : RBW:1000.000kHz VBW:3000.000kHz SWT:Auto</p> <table border="1"> <thead> <tr> <th>Limit</th> <th>Read</th> <th>Ant</th> <th>Cable</th> <th>Preamp</th> <th>Aux</th> <th>Apos</th> <th>Tpos</th> <th>Remark</th> </tr> <tr> <th>Freq</th> <th>Level</th> <th>Line Margin</th> <th>Level</th> <th>Factor</th> <th>Loss Factor</th> <th>Factor</th> <th></th> <th></th> </tr> <tr> <th>MHz</th> <th>dBuV/m</th> <th>dBuV/m</th> <th>dB</th> <th>dBuV</th> <th>dB/m</th> <th>dB</th> <th>dB</th> <th>cm</th> <th>deg</th> </tr> </thead> <tbody> <tr> <td>1</td> <td>5621.70</td> <td>48.94</td> <td>68.20</td> <td>-19.26</td> <td>40.43</td> <td>32.99</td> <td>13.52</td> <td>30.00</td> <td>0.00</td> <td>100</td> <td>142</td> <td>PEAK</td> </tr> <tr> <td>2</td> <td>5650.05</td> <td>46.59</td> <td>68.24</td> <td>-21.65</td> <td>37.92</td> <td>33.10</td> <td>13.56</td> <td>37.99</td> <td>0.00</td> <td>100</td> <td>142</td> <td>PEAK</td> </tr> <tr> <td>3</td> <td>5702.73</td> <td>54.36</td> <td>105.96</td> <td>-51.60</td> <td>45.20</td> <td>33.51</td> <td>13.63</td> <td>37.98</td> <td>0.00</td> <td>100</td> <td>142</td> <td>PEAK</td> </tr> <tr> <td>4</td> <td>5720.23</td> <td>56.51</td> <td>111.31</td> <td>-54.80</td> <td>47.30</td> <td>33.54</td> <td>13.65</td> <td>37.98</td> <td>0.00</td> <td>100</td> <td>142</td> <td>PEAK</td> </tr> </tbody> </table>	Limit	Read	Ant	Cable	Preamp	Aux	Apos	Tpos	Remark	Freq	Level	Line Margin	Level	Factor	Loss Factor	Factor			MHz	dBuV/m	dBuV/m	dB	dBuV	dB/m	dB	dB	cm	deg	1	5621.70	48.94	68.20	-19.26	40.43	32.99	13.52	30.00	0.00	100	142	PEAK	2	5650.05	46.59	68.24	-21.65	37.92	33.10	13.56	37.99	0.00	100	142	PEAK	3	5702.73	54.36	105.96	-51.60	45.20	33.51	13.63	37.98	0.00	100	142	PEAK	4	5720.23	56.51	111.31	-54.80	47.30	33.54	13.65	37.98	0.00	100	142	PEAK	<p>Level (dBuV/m)</p> <p>Frequency (MHz)</p> <p>PEAK(UNII)</p> <p>Site : 03CH20-HY Condition: PEAK(UNII)_3m HF_91200_02360_231030 VERTICAL : RBW:1000.000kHz VBW:3000.000kHz SWT:Auto</p> <table border="1"> <thead> <tr> <th>Limit</th> <th>Read</th> <th>Ant</th> <th>Cable</th> <th>Preamp</th> <th>Aux</th> <th>Apos</th> <th>Tpos</th> <th>Remark</th> </tr> <tr> <th>Freq</th> <th>Level</th> <th>Line Margin</th> <th>Level</th> <th>Factor</th> <th>Loss Factor</th> <th>Factor</th> <th></th> <th></th> </tr> <tr> <th>MHz</th> <th>dBuV/m</th> <th>dBuV/m</th> <th>dB</th> <th>dBuV</th> <th>dB/m</th> <th>dB</th> <th>dB</th> <th>cm</th> <th>deg</th> </tr> </thead> <tbody> <tr> <td>1</td> <td>5775.00</td> <td>94.83</td> <td>-----</td> <td>-----</td> <td>85.26</td> <td>33.79</td> <td>13.74</td> <td>37.96</td> <td>0.00</td> <td>100</td> <td>142</td> <td>PEAK</td> </tr> </tbody> </table>	Limit	Read	Ant	Cable	Preamp	Aux	Apos	Tpos	Remark	Freq	Level	Line Margin	Level	Factor	Loss Factor	Factor			MHz	dBuV/m	dBuV/m	dB	dBuV	dB/m	dB	dB	cm	deg	1	5775.00	94.83	-----	-----	85.26	33.79	13.74	37.96	0.00	100	142	PEAK
Limit	Read	Ant	Cable	Preamp	Aux	Apos	Tpos	Remark																																																																																																																			
Freq	Level	Line Margin	Level	Factor	Loss Factor	Factor																																																																																																																					
MHz	dBuV/m	dBuV/m	dB	dBuV	dB/m	dB	dB	cm	deg																																																																																																																		
1	5621.70	48.94	68.20	-19.26	40.43	32.99	13.52	30.00	0.00	100	142	PEAK																																																																																																															
2	5650.05	46.59	68.24	-21.65	37.92	33.10	13.56	37.99	0.00	100	142	PEAK																																																																																																															
3	5702.73	54.36	105.96	-51.60	45.20	33.51	13.63	37.98	0.00	100	142	PEAK																																																																																																															
4	5720.23	56.51	111.31	-54.80	47.30	33.54	13.65	37.98	0.00	100	142	PEAK																																																																																																															
Limit	Read	Ant	Cable	Preamp	Aux	Apos	Tpos	Remark																																																																																																																			
Freq	Level	Line Margin	Level	Factor	Loss Factor	Factor																																																																																																																					
MHz	dBuV/m	dBuV/m	dB	dBuV	dB/m	dB	dB	cm	deg																																																																																																																		
1	5775.00	94.83	-----	-----	85.26	33.79	13.74	37.96	0.00	100	142	PEAK																																																																																																															
Avg	Blank	<p>Level (dBuV/m)</p> <p>Frequency (MHz)</p> <p>AVG_54</p> <p>Site : 03CH20-HY Condition: AVG_54 3m HF_91200_02360_231030 VERTICAL : RBW:1000.000kHz VBW:3.300kHz SWT:Auto</p> <table border="1"> <thead> <tr> <th>Limit</th> <th>Read</th> <th>Ant</th> <th>Cable</th> <th>Preamp</th> <th>Aux</th> <th>Apos</th> <th>Tpos</th> <th>Remark</th> </tr> <tr> <th>Freq</th> <th>Level</th> <th>Line Margin</th> <th>Level</th> <th>Factor</th> <th>Loss Factor</th> <th>Factor</th> <th></th> <th></th> </tr> <tr> <th>MHz</th> <th>dBuV/m</th> <th>dBuV/m</th> <th>dB</th> <th>dBuV</th> <th>dB/m</th> <th>dB</th> <th>dB</th> <th>cm</th> <th>deg</th> </tr> </thead> <tbody> <tr> <td>1</td> <td>5775.00</td> <td>87.40</td> <td>-----</td> <td>-----</td> <td>77.87</td> <td>33.76</td> <td>13.73</td> <td>37.96</td> <td>0.00</td> <td>100</td> <td>142</td> <td>AVERAGE</td> </tr> </tbody> </table>	Limit	Read	Ant	Cable	Preamp	Aux	Apos	Tpos	Remark	Freq	Level	Line Margin	Level	Factor	Loss Factor	Factor			MHz	dBuV/m	dBuV/m	dB	dBuV	dB/m	dB	dB	cm	deg	1	5775.00	87.40	-----	-----	77.87	33.76	13.73	37.96	0.00	100	142	AVERAGE																																																																																
Limit	Read	Ant	Cable	Preamp	Aux	Apos	Tpos	Remark																																																																																																																			
Freq	Level	Line Margin	Level	Factor	Loss Factor	Factor																																																																																																																					
MHz	dBuV/m	dBuV/m	dB	dBuV	dB/m	dB	dB	cm	deg																																																																																																																		
1	5775.00	87.40	-----	-----	77.87	33.76	13.73	37.96	0.00	100	142	AVERAGE																																																																																																															



Mode	9																																																																																			
	Band Edge - R																																																																																			
	U-NII-3_5.725-5.85_802.11ac VHT80_CH155_5775MHz																																																																																			
ANT	1																																																																																			
Pol.	Vertical	Fundamental																																																																																		
Peak	<p>Site : 03CH20-HY Condition: PEAK_BE(B4)_16-24 3m HF_91200_02360_231030 VERTICAL : RBW:1000.000kHz VBW:3000.000kHz SWT:Auto</p> <table border="1"> <thead> <tr> <th>Peak</th> <th>Limit</th> <th>Read</th> <th>Ant</th> <th>Cable</th> <th>Preamp</th> <th>Aux</th> <th>APos</th> <th>TPos</th> <th>Remark</th> </tr> <tr> <th>Freq</th> <th>Level</th> <th>Line</th> <th>Level</th> <th>Loss</th> <th>Factor</th> <th>Factor</th> <th>dB</th> <th>cm</th> <th>deg</th> </tr> <tr> <th></th> <th>MHz</th> <th>dBuV/m</th> <th>dBuV/m</th> <th>dB</th> <th>dBuV</th> <th>dB/m</th> <th>dB</th> <th>dB</th> <th></th> </tr> </thead> <tbody> <tr> <td>1</td> <td>5854.98</td> <td>49.20</td> <td>110.86</td> <td>-61.66</td> <td>39.27</td> <td>34.02</td> <td>13.85</td> <td>37.94</td> <td>0.00</td> <td>100</td> <td>142</td> <td>PEAK</td> </tr> <tr> <td>2</td> <td>5864.60</td> <td>51.39</td> <td>108.11</td> <td>-56.72</td> <td>41.41</td> <td>34.06</td> <td>13.86</td> <td>37.94</td> <td>0.00</td> <td>100</td> <td>142</td> <td>PEAK</td> </tr> <tr> <td>3</td> <td>5924.28</td> <td>47.25</td> <td>68.73</td> <td>-21.48</td> <td>36.97</td> <td>34.25</td> <td>13.96</td> <td>37.93</td> <td>0.00</td> <td>100</td> <td>142</td> <td>PEAK</td> </tr> <tr> <td>4</td> <td>5947.83</td> <td>48.71</td> <td>68.20</td> <td>-19.49</td> <td>38.34</td> <td>34.29</td> <td>14.00</td> <td>37.92</td> <td>0.00</td> <td>100</td> <td>142</td> <td>PEAK</td> </tr> </tbody> </table>	Peak	Limit	Read	Ant	Cable	Preamp	Aux	APos	TPos	Remark	Freq	Level	Line	Level	Loss	Factor	Factor	dB	cm	deg		MHz	dBuV/m	dBuV/m	dB	dBuV	dB/m	dB	dB		1	5854.98	49.20	110.86	-61.66	39.27	34.02	13.85	37.94	0.00	100	142	PEAK	2	5864.60	51.39	108.11	-56.72	41.41	34.06	13.86	37.94	0.00	100	142	PEAK	3	5924.28	47.25	68.73	-21.48	36.97	34.25	13.96	37.93	0.00	100	142	PEAK	4	5947.83	48.71	68.20	-19.49	38.34	34.29	14.00	37.92	0.00	100	142	PEAK	Blank
Peak	Limit	Read	Ant	Cable	Preamp	Aux	APos	TPos	Remark																																																																											
Freq	Level	Line	Level	Loss	Factor	Factor	dB	cm	deg																																																																											
	MHz	dBuV/m	dBuV/m	dB	dBuV	dB/m	dB	dB																																																																												
1	5854.98	49.20	110.86	-61.66	39.27	34.02	13.85	37.94	0.00	100	142	PEAK																																																																								
2	5864.60	51.39	108.11	-56.72	41.41	34.06	13.86	37.94	0.00	100	142	PEAK																																																																								
3	5924.28	47.25	68.73	-21.48	36.97	34.25	13.96	37.93	0.00	100	142	PEAK																																																																								
4	5947.83	48.71	68.20	-19.49	38.34	34.29	14.00	37.92	0.00	100	142	PEAK																																																																								



Mode	10																																																																																																																																																																																																																	
	LF																																																																																																																																																																																																																	
	U-NII-3_5.725-5.85_802.11n HT20_CH149_5745MHz																																																																																																																																																																																																																	
ANT	1																																																																																																																																																																																																																	
Pol.	Horizontal	Vertical																																																																																																																																																																																																																
QP/ Peak	<p>Site : 03CH20-HY Condition: QP 3m Bilog_55606 & 08_231020 HORIZONTAL</p> <table border="1"> <thead> <tr> <th>Peak</th> <th>Freq</th> <th>Level</th> <th>Limit</th> <th>Line Margin</th> <th>Read</th> <th>Ant</th> <th>Cable</th> <th>Preamp</th> <th>Aux</th> <th>APos</th> <th>TPos</th> <th>Remark</th> </tr> <tr> <th></th> <th>MHz</th> <th>dBuV/m</th> <th>dBuV/m</th> <th>dB</th> <th>dBuV</th> <th>dB/m</th> <th>dB</th> <th>dB</th> <th>dB</th> <th>cm</th> <th>deg</th> <th></th> </tr> </thead> <tbody> <tr><td>1</td><td>30.00</td><td>24.68</td><td>40.00</td><td>-15.32</td><td>34.00</td><td>25.01</td><td>1.00</td><td>35.59</td><td>0.26</td><td>--</td><td>--</td><td>Peak</td></tr> <tr><td>2</td><td>102.75</td><td>33.00</td><td>43.50</td><td>-9.70</td><td>50.60</td><td>16.57</td><td>1.91</td><td>35.50</td><td>0.22</td><td>--</td><td>--</td><td>Peak</td></tr> <tr><td>3</td><td>250.92</td><td>21.60</td><td>46.00</td><td>-24.40</td><td>33.74</td><td>19.92</td><td>2.95</td><td>35.20</td><td>0.19</td><td>--</td><td>--</td><td>Peak</td></tr> <tr><td>4</td><td>477.17</td><td>30.88</td><td>46.00</td><td>-15.12</td><td>38.03</td><td>23.42</td><td>3.97</td><td>34.67</td><td>0.13</td><td>--</td><td>--</td><td>Peak</td></tr> <tr><td>5</td><td>748.77</td><td>31.38</td><td>46.00</td><td>-14.62</td><td>31.75</td><td>28.25</td><td>4.92</td><td>33.68</td><td>0.14</td><td>--</td><td>--</td><td>Peak</td></tr> <tr><td>6</td><td>950.53</td><td>35.09</td><td>46.00</td><td>-10.91</td><td>31.67</td><td>30.80</td><td>5.50</td><td>32.98</td><td>0.10</td><td>--</td><td>--</td><td>Peak</td></tr> </tbody> </table>	Peak	Freq	Level	Limit	Line Margin	Read	Ant	Cable	Preamp	Aux	APos	TPos	Remark		MHz	dBuV/m	dBuV/m	dB	dBuV	dB/m	dB	dB	dB	cm	deg		1	30.00	24.68	40.00	-15.32	34.00	25.01	1.00	35.59	0.26	--	--	Peak	2	102.75	33.00	43.50	-9.70	50.60	16.57	1.91	35.50	0.22	--	--	Peak	3	250.92	21.60	46.00	-24.40	33.74	19.92	2.95	35.20	0.19	--	--	Peak	4	477.17	30.88	46.00	-15.12	38.03	23.42	3.97	34.67	0.13	--	--	Peak	5	748.77	31.38	46.00	-14.62	31.75	28.25	4.92	33.68	0.14	--	--	Peak	6	950.53	35.09	46.00	-10.91	31.67	30.80	5.50	32.98	0.10	--	--	Peak	<p>Site : 03CH20-HY Condition: QP 3m Bilog_55606 & 08_231020 VERTICAL</p> <table border="1"> <thead> <tr> <th>Peak</th> <th>Freq</th> <th>Level</th> <th>Limit</th> <th>Line Margin</th> <th>Read</th> <th>Ant</th> <th>Cable</th> <th>Preamp</th> <th>Aux</th> <th>APos</th> <th>TPos</th> <th>Remark</th> </tr> <tr> <th></th> <th>MHz</th> <th>dBuV/m</th> <th>dBuV/m</th> <th>dB</th> <th>dBuV</th> <th>dB/m</th> <th>dB</th> <th>dB</th> <th>dB</th> <th>cm</th> <th>deg</th> <th></th> </tr> </thead> <tbody> <tr><td>1</td><td>40.67</td><td>30.35</td><td>40.00</td><td>-9.65</td><td>45.16</td><td>19.33</td><td>1.21</td><td>35.59</td><td>0.24</td><td>--</td><td>--</td><td>Peak</td></tr> <tr><td>2</td><td>102.75</td><td>30.65</td><td>43.50</td><td>-12.85</td><td>47.45</td><td>16.57</td><td>1.91</td><td>35.50</td><td>0.22</td><td>--</td><td>--</td><td>Peak</td></tr> <tr><td>3</td><td>259.89</td><td>22.85</td><td>46.00</td><td>-23.15</td><td>34.80</td><td>20.11</td><td>2.95</td><td>35.20</td><td>0.19</td><td>--</td><td>--</td><td>Peak</td></tr> <tr><td>4</td><td>468.44</td><td>29.36</td><td>46.00</td><td>-16.64</td><td>36.61</td><td>23.36</td><td>3.93</td><td>34.68</td><td>0.14</td><td>--</td><td>--</td><td>Peak</td></tr> <tr><td>5</td><td>708.03</td><td>34.07</td><td>46.00</td><td>-11.93</td><td>36.27</td><td>26.75</td><td>4.79</td><td>33.91</td><td>0.17</td><td>--</td><td>--</td><td>Peak</td></tr> <tr><td>6</td><td>955.38</td><td>36.93</td><td>46.00</td><td>-9.07</td><td>33.31</td><td>30.96</td><td>5.52</td><td>32.95</td><td>0.09</td><td>--</td><td>--</td><td>Peak</td></tr> </tbody> </table>	Peak	Freq	Level	Limit	Line Margin	Read	Ant	Cable	Preamp	Aux	APos	TPos	Remark		MHz	dBuV/m	dBuV/m	dB	dBuV	dB/m	dB	dB	dB	cm	deg		1	40.67	30.35	40.00	-9.65	45.16	19.33	1.21	35.59	0.24	--	--	Peak	2	102.75	30.65	43.50	-12.85	47.45	16.57	1.91	35.50	0.22	--	--	Peak	3	259.89	22.85	46.00	-23.15	34.80	20.11	2.95	35.20	0.19	--	--	Peak	4	468.44	29.36	46.00	-16.64	36.61	23.36	3.93	34.68	0.14	--	--	Peak	5	708.03	34.07	46.00	-11.93	36.27	26.75	4.79	33.91	0.17	--	--	Peak	6	955.38	36.93	46.00	-9.07	33.31	30.96	5.52	32.95	0.09	--	--	Peak
Peak	Freq	Level	Limit	Line Margin	Read	Ant	Cable	Preamp	Aux	APos	TPos	Remark																																																																																																																																																																																																						
	MHz	dBuV/m	dBuV/m	dB	dBuV	dB/m	dB	dB	dB	cm	deg																																																																																																																																																																																																							
1	30.00	24.68	40.00	-15.32	34.00	25.01	1.00	35.59	0.26	--	--	Peak																																																																																																																																																																																																						
2	102.75	33.00	43.50	-9.70	50.60	16.57	1.91	35.50	0.22	--	--	Peak																																																																																																																																																																																																						
3	250.92	21.60	46.00	-24.40	33.74	19.92	2.95	35.20	0.19	--	--	Peak																																																																																																																																																																																																						
4	477.17	30.88	46.00	-15.12	38.03	23.42	3.97	34.67	0.13	--	--	Peak																																																																																																																																																																																																						
5	748.77	31.38	46.00	-14.62	31.75	28.25	4.92	33.68	0.14	--	--	Peak																																																																																																																																																																																																						
6	950.53	35.09	46.00	-10.91	31.67	30.80	5.50	32.98	0.10	--	--	Peak																																																																																																																																																																																																						
Peak	Freq	Level	Limit	Line Margin	Read	Ant	Cable	Preamp	Aux	APos	TPos	Remark																																																																																																																																																																																																						
	MHz	dBuV/m	dBuV/m	dB	dBuV	dB/m	dB	dB	dB	cm	deg																																																																																																																																																																																																							
1	40.67	30.35	40.00	-9.65	45.16	19.33	1.21	35.59	0.24	--	--	Peak																																																																																																																																																																																																						
2	102.75	30.65	43.50	-12.85	47.45	16.57	1.91	35.50	0.22	--	--	Peak																																																																																																																																																																																																						
3	259.89	22.85	46.00	-23.15	34.80	20.11	2.95	35.20	0.19	--	--	Peak																																																																																																																																																																																																						
4	468.44	29.36	46.00	-16.64	36.61	23.36	3.93	34.68	0.14	--	--	Peak																																																																																																																																																																																																						
5	708.03	34.07	46.00	-11.93	36.27	26.75	4.79	33.91	0.17	--	--	Peak																																																																																																																																																																																																						
6	955.38	36.93	46.00	-9.07	33.31	30.96	5.52	32.95	0.09	--	--	Peak																																																																																																																																																																																																						



Mode	11																																																																																																													
	SHF																																																																																																													
	U-NII-3_5.725-5.85_802.11n HT20_CH149_5745MHz																																																																																																													
ANT	1																																																																																																													
Pol.	Horizontal	Vertical																																																																																																												
Peak	<p>Site : 03CH20-HY Condition: PEAK_74 1m BBHA9170_1223_240624 HORIZONTAL</p> <table border="1"> <thead> <tr> <th>Limit</th> <th>Read</th> <th>Ant</th> <th>Cable</th> <th>Preamp</th> <th>Aux</th> <th>APos</th> <th>TPos</th> <th>Remark</th> </tr> <tr> <th>Freq</th> <th>Level</th> <th>Line</th> <th>Margin</th> <th>Level</th> <th>Factor</th> <th>Loss</th> <th>Factor</th> <th>Factor</th> </tr> <tr> <th>MHz</th> <th>dBuV/m</th> <th>dBuV/m</th> <th>dB</th> <th>dBuV</th> <th>dB/m</th> <th>dB</th> <th>dB</th> <th>cm</th> <th>deg</th> </tr> </thead> <tbody> <tr> <td>1</td> <td>39384.00</td> <td>54.37</td> <td>74.00</td> <td>-19.63</td> <td>38.54</td> <td>44.82</td> <td>36.82</td> <td>56.27</td> <td>-9.54</td> <td>150</td> <td>292</td> <td>Peak</td> </tr> <tr> <td>2</td> <td>39384.00</td> <td>43.98</td> <td>54.00</td> <td>-10.02</td> <td>28.15</td> <td>44.82</td> <td>36.82</td> <td>56.27</td> <td>-9.54</td> <td>150</td> <td>292</td> <td>Average</td> </tr> </tbody> </table>	Limit	Read	Ant	Cable	Preamp	Aux	APos	TPos	Remark	Freq	Level	Line	Margin	Level	Factor	Loss	Factor	Factor	MHz	dBuV/m	dBuV/m	dB	dBuV	dB/m	dB	dB	cm	deg	1	39384.00	54.37	74.00	-19.63	38.54	44.82	36.82	56.27	-9.54	150	292	Peak	2	39384.00	43.98	54.00	-10.02	28.15	44.82	36.82	56.27	-9.54	150	292	Average	<p>Site : 03CH20-HY Condition: PEAK_74 1m BBHA9170_1223_240624 VERTICAL</p> <table border="1"> <thead> <tr> <th>Limit</th> <th>Read</th> <th>Ant</th> <th>Cable</th> <th>Preamp</th> <th>Aux</th> <th>APos</th> <th>TPos</th> <th>Remark</th> </tr> <tr> <th>Freq</th> <th>Level</th> <th>Line</th> <th>Margin</th> <th>Level</th> <th>Factor</th> <th>Loss</th> <th>Factor</th> <th>Factor</th> </tr> <tr> <th>MHz</th> <th>dBuV/m</th> <th>dBuV/m</th> <th>dB</th> <th>dBuV</th> <th>dB/m</th> <th>dB</th> <th>dB</th> <th>cm</th> <th>deg</th> </tr> </thead> <tbody> <tr> <td>1</td> <td>39494.00</td> <td>54.83</td> <td>74.00</td> <td>-19.17</td> <td>38.47</td> <td>45.25</td> <td>36.85</td> <td>56.20</td> <td>-9.54</td> <td>150</td> <td>318</td> <td>Peak</td> </tr> <tr> <td>2</td> <td>39494.00</td> <td>45.01</td> <td>54.00</td> <td>-8.99</td> <td>28.65</td> <td>45.25</td> <td>36.85</td> <td>56.20</td> <td>-9.54</td> <td>150</td> <td>318</td> <td>Average</td> </tr> </tbody> </table>	Limit	Read	Ant	Cable	Preamp	Aux	APos	TPos	Remark	Freq	Level	Line	Margin	Level	Factor	Loss	Factor	Factor	MHz	dBuV/m	dBuV/m	dB	dBuV	dB/m	dB	dB	cm	deg	1	39494.00	54.83	74.00	-19.17	38.47	45.25	36.85	56.20	-9.54	150	318	Peak	2	39494.00	45.01	54.00	-8.99	28.65	45.25	36.85	56.20	-9.54	150	318	Average
	Limit	Read	Ant	Cable	Preamp	Aux	APos	TPos	Remark																																																																																																					
Freq	Level	Line	Margin	Level	Factor	Loss	Factor	Factor																																																																																																						
MHz	dBuV/m	dBuV/m	dB	dBuV	dB/m	dB	dB	cm	deg																																																																																																					
1	39384.00	54.37	74.00	-19.63	38.54	44.82	36.82	56.27	-9.54	150	292	Peak																																																																																																		
2	39384.00	43.98	54.00	-10.02	28.15	44.82	36.82	56.27	-9.54	150	292	Average																																																																																																		
Limit	Read	Ant	Cable	Preamp	Aux	APos	TPos	Remark																																																																																																						
Freq	Level	Line	Margin	Level	Factor	Loss	Factor	Factor																																																																																																						
MHz	dBuV/m	dBuV/m	dB	dBuV	dB/m	dB	dB	cm	deg																																																																																																					
1	39494.00	54.83	74.00	-19.17	38.47	45.25	36.85	56.20	-9.54	150	318	Peak																																																																																																		
2	39494.00	45.01	54.00	-8.99	28.65	45.25	36.85	56.20	-9.54	150	318	Average																																																																																																		



Appendix D. Duty Cycle Plots

Band	Duty Cycle(%)	T(us)	1/T(kHz)	VBW Setting
802.11a	97.55	1395	0.72	750Hz
5GHz 802.11n HT20	97.38	1300	0.77	820Hz
5GHz 802.11n HT40	94.74	648	1.54	1.6kHz
5GHz 802.11ac VHT80	90.50	324	3.09	3.3kHz

